

# ADAC GT Masters

## Result List Qualifying 1

Provisional



Lausitzring, Length: 3478m

Air temperature: 29.94°C

Track temperature: 32.23°C

Weather condition: Dry

**DMSB** Reg. Nr.: 141/17

Friday, May 19, 2017 17:55:00

started : 27      classified : 27      not classified : 0

	Drivers	Team	Car	Lap	Best Time	Gap	Diff	Kph	Day Time
1	21 L.Stolz(DEU)(J)/L.Ludwig(DEU)	Mercedes-AMGTeamZAKSPEED(DEU)	Mercedes-AMG GT3	7	<b>1:22.549</b>			151.6	18:16:12
2	48 I.Dontje(NLD)(J)/M.Kirchhöfer(DEU)	Mercedes-AMGTeamHTPMotorsport(L)	Mercedes-AMG GT3	8	<b>1:22.684</b>	0.135	0.135	151.4	18:12:35
3	99 R.Renauer(DEU)/S.Müller(DEU)	Precote Herberth Motorsport(DEU)	Porsche 911 GT3 R	6	<b>1:22.686</b>	0.137	0.002	151.4	18:09:55
4	13 S.Barth(DEU)(T)/M.Hackländer(DEU)	RWT Racing(AUT)	Corvette C7 GT3	8	<b>1:22.725</b>	0.176	0.039	151.3	18:12:26
5	77 J.Gounon(FRA)(J)/D.Keilwitz(DEU)	Callaway Competition(DEU)	Corvette C7 GT3	10	<b>1:22.746</b>	0.197	0.021	151.3	18:12:16
6	19 E.Perez Companc(ARG)(J)/M.Bortolotti(ITA)	GRT Grasser-Racing-Team(AUT)	Lamborghini Huracan GT3	10	<b>1:22.809</b>	0.260	0.063	151.2	18:14:59
7	63 R.Ineichen(CHE)(T)/C.Engelhart(DEU)	GRT Grasser-Racing-Team(AUT)	Lamborghini Huracan GT3	9	<b>1:22.834</b>	0.285	0.025	151.1	18:16:05
8	26 S.Mücke(DEU)/S.Asch(DEU)	BWT Mücke Motorsport(DEU)	Mercedes-AMG GT3	8	<b>1:22.835</b>	0.286	0.001	151.1	18:14:32
9	3 M.Pommer(DEU)/K.van der Linde(ZAF)	Aust Motorsport(DEU)	Audi R8 LMS	10	<b>1:22.852</b>	0.303	0.017	151.1	18:12:33
10	36 K.Bachler(AUT)/A.Macdonald(GBR)	Schütz Motorsport(DEU)	Porsche 911 GT3 R	6	<b>1:22.936</b>	0.387	0.084	150.9	18:12:31
11	24 F.Salaquarda(CZE)/M.Winkelhock(DEU)	BWT Mücke Motorsport(DEU)	Audi R8 LMS	7	<b>1:22.957</b>	0.408	0.021	150.9	18:11:25
12	25 M.Ortmann(DEU)(J)/F.Stippler(DEU)	BWT Mücke Motorsport(DEU)	Audi R8 LMS	11	<b>1:23.019</b>	0.470	0.062	150.8	18:15:45
13	2 J.Schmidt(CHE)(J)/C.Haase(DEU)	MontaplastbyLand-Motorsport(DEU)	Audi R8 LMS	8	<b>1:23.043</b>	0.494	0.024	150.7	18:11:55
14	1 C.De Phillippi(USA)/C.Mies(DEU)	MontaplastbyLand-Motorsport(DEU)	Audi R8 LMS	3	<b>1:23.101</b>	0.552	0.058	150.6	18:04:44
15	50 R.Frey(CHE)/P.Geipel(DEU)	YACO Racing(DEU)	Audi R8 LMS	9	<b>1:23.122</b>	0.573	0.021	150.6	18:14:37
16	17 M.Jaminet(FRA)/M.Ammermüller(DEU)	KÜS TEAM75 Bernhard(DEU)	Porsche 911 GT3 R	5	<b>1:23.145</b>	0.596	0.023	150.5	18:07:04
17	6 F.Spengler(DEU)/C.Zanella(CHE)	Team HB Racing(AUT)	Lamborghini Huracan GT3	10	<b>1:23.201</b>	0.652	0.056	150.4	18:16:19
18	84 P.Assenheimer(DEU)(J)/M.Götz(DEU)	Mercedes-AMGTeamHTPMotorsport(L)	Mercedes-AMG GT3	8	<b>1:23.232</b>	0.683	0.031	150.4	18:11:29
19	20 N.Sylvest(DNK)(J)/N.Rogivue(CHE)(J)	Mercedes-AMGTeamZAKSPEED(DEU)	Mercedes-AMG GT3	8	<b>1:23.350</b>	0.801	0.118	150.2	18:11:22
20	9 C.Höher(AUT)(J)/E.Erhart(DEU)	Audi Sport racing academy(DEU)	Audi R8 LMS	11	<b>1:23.363</b>	0.814	0.013	150.1	18:16:22
21	4 D.Marschall(DEU)(J)/P.Niederhauser(CHE)	Aust Motorsport(DEU)	Audi R8 LMS	9	<b>1:23.387</b>	0.838	0.024	150.1	18:11:37
22	42 R.Collard(GBR)(J)/P.Eng(AUT)	BMW Team Schnitzer(DEU)	BMW M6 GT3	8	<b>1:23.711</b>	1.162	0.324	149.5	18:12:14
23	44 D.Busch(DEU)/M.Busch(DEU)	Twin Busch Motorsport(DEU)	Audi R8 LMS	8	<b>1:23.782</b>	1.233	0.071	149.4	18:11:57
24	18 A.de Leener(BEL)/C.Friedrich(DEU)(J)	KÜS TEAM75 Bernhard(DEU)	Porsche 911 GT3 R	8	<b>1:24.265</b>	1.716	0.483	148.5	18:09:17
25	8 M.Ahlin-Kottulinsky(SWE)(J)/R.Feller(CHE)(J)	Audi Sport racing academy(DEU)	Audi R8 LMS	7	<b>1:24.319</b>	1.770	0.054	148.4	18:10:03
26	22 R.Lips(CHE)(T)/P.Huisman(NLD)(T)	MRS GT-Racing(DEU)	Nissan GT-RNISMOGT3	10	<b>1:24.685</b>	2.136	0.366	147.8	18:12:25
27	66 J.Judek(DEU)(J)/E.Lindholm(FIN)(J)	ADACNiedersachsen/Sachsen-Anhalte	Lamborghini Huracan GT3	9	<b>1:24.695</b>	2.146	0.010	147.8	18:11:39

### Did not start

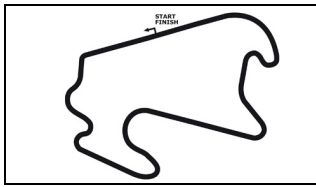
7 M.Mapelli(ITA)/N.Siedler(AUT)      Team HB Racing(AUT)      Lamborghini Huracan GT3

**Subject to final scrutineering!**

Publication time:

Clerk of the Course: Horst Seidel

Timekeeper: Steffen Ruhl



# ADAC GT Masters



## Sector List Qualifying 1

Provisional

**DMSB** Reg. Nr.: 141/17

Lausitzring, Length: 3478m  
Air temperature: 29.94°C  
Track temperature: 32.23°C  
Weather condition: Dry

Friday, May 19, 2017 17:55:00

Lap	Time	SE1	SP1	SE2	SP2	SE3	SP3	TSP	Lap	Time	SE1	SP1	SE2	SP2	SE3	SP3	TSP
<b>1 De Phillippi, USA / Mies, DEU</b>									<b>theoretical besttime: 1:22.949</b>								
1	6:55.442	5:52.658	151	25.478	175	37.306	233		6	1:27.079	28.962	174	21.896	218	36.221	239	248
2	1:25.624	29.563	173	21.881	214	34.180	236	242	7	1:23.270	27.917	176	21.523	218	<b>33.830</b>	<b>240</b>	248
3	<b>1:23.101</b>	<b>27.718</b>	175	<b>21.401</b>	217	33.982	237	245	8	1:25.310	28.241	174	22.517	216	34.552	239	<b>250</b>
4	1:23.197	27.754	<b>176</b>	21.499	217	33.944	239	247	9	1:28.372	28.250	175	21.695	214	38.427		249
5	1:28.555	29.578	171	22.723	217	36.254	239	249									

<b>2 Schmidt, CHE / Haase, DEU</b>									<b>theoretical besttime: 1:23.043</b>								
1	6:57.774	5:55.813	152	24.322	176	37.639	235		6	1:24.847	28.253	175	21.560	217	35.034	237	247
2	1:26.004	29.363	171	22.086	215	34.555	236	245	7	1:23.461	27.959	175	21.537	218	33.965	237	245
3	1:24.645	28.682	174	21.660	217	34.303	238	245	8	<b>1:23.043</b>	<b>27.685</b>	<b>176</b>	<b>21.515</b>	<b>217</b>	<b>33.843</b>	<b>238</b>	<b>249</b>
4	1:23.516	27.791	<b>176</b>	21.530	217	34.195	<b>239</b>	248	9	1:27.828	27.791	176	21.553	219	38.484	238	248
5	1:31.509	27.821	175	21.651	<b>219</b>	42.037	235	248	10	1:30.660	27.958	176	21.565	217	41.137		247

<b>3 Pommer, DEU / van der Linde, ZAF</b>									<b>theoretical besttime: 1:22.852</b>								
1	4:18.968					4:18.968			7	1:23.875	28.371	175	21.429	218	34.075	238	247
2	1:46.443	45.791	149	24.591	193	36.061	237		8	1:23.400	27.941	174	21.488	217	33.971	238	<b>249</b>
3	1:28.732	28.992	165	22.483	213	37.257	237	246	9	1:23.438	28.012	176	21.425	218	34.001	238	248
4	1:31.278	28.046	174	21.540	216	41.692	237	246	10	<b>1:22.852</b>	<b>27.671</b>	<b>175</b>	<b>21.366</b>	<b>218</b>	<b>33.815</b>	<b>239</b>	248
5	1:23.906	28.112	174	21.501	217	34.293	237	247	11	1:39.260	27.675	175	21.593	217	49.992		249
6	1:29.681	27.919	175	21.613	217	40.149	237	248	12		47.603	129	25.249	182			

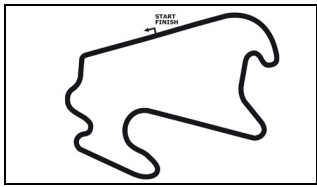
<b>4 Marschall, DEU / Niederhauser, CHE</b>									<b>theoretical besttime: 1:23.067</b>								
1	4:48.347					4:48.347			7	1:23.789	<b>27.819</b>	<b>175</b>	21.631	218	34.339	236	<b>247</b>
2	1:48.819	47.684	141	24.569	163	36.566	200		8	1:25.687	29.023	172	22.007	216	34.657	237	247
3	1:25.317	29.177	173	21.756	213	34.384	236	218	9	<b>1:23.387</b>	28.040	175	21.477	217	<b>33.870</b>	<b>236</b>	247
4	1:28.505	27.964	175	21.728	217	38.813	235	245	10	1:26.801	29.114	174	22.355	197	35.332	237	245
5	1:28.947	29.248	142	24.304	169	35.395	236	244	11	1:24.245	27.835	175	21.552	218	34.858	237	247
6	1:24.318	28.228	175	21.752	212	34.338	<b>237</b>	246	12	1:23.502	28.063	175	<b>21.378</b>	<b>218</b>	34.061	235	246

<b>6 Spengler, DEU / Zanella, CHE</b>									<b>theoretical besttime: 1:22.958</b>								
1	8:29.294	7:28.456	166	24.072	207	36.766	233		6	1:23.716	28.034	176	21.622	219	34.060	240	248
2	1:25.692	29.750	173	21.831	217	34.111	237	243	7	1:23.289	<b>27.770</b>	<b>177</b>	<b>21.473</b>	<b>219</b>	34.046	240	<b>250</b>
3	1:24.301	28.391	176	21.673	219	34.237	238	247	8	1:34.190	31.229	133	23.673	180	39.288	238	249
4	1:26.464	28.094	<b>177</b>	21.562	219	36.808	237	248	9	1:24.335	28.071	176	21.666	214	34.598	238	248
5	1:24.386	28.335	175	21.707	218	34.344	237	247	10	<b>1:23.201</b>	27.877	177	21.609	218	<b>33.715</b>	<b>236</b>	247

<b>8 Ahlin-Kottulinsky, SWE / Feller, CHE</b>									<b>theoretical besttime: 1:24.288</b>								
1	6:20.294	5:14.541	166	26.426	163	39.327	235		7	<b>1:24.319</b>	<b>28.231</b>	<b>174</b>	21.664	218	<b>34.424</b>	<b>238</b>	248
2	1:31.540	29.955	169	22.727	215	38.858	233	245	8	1:24.511	28.325	176	21.709	217	34.477	236	248
3	1:30.078	30.158	173	22.613	212	37.307	236	243	9	1:24.391	28.249	173	<b>21.633</b>	<b>217</b>	34.509	237	247
4	1:25.898	29.049	174	22.056	217	34.793	238	247	10	1:24.914	28.616	172	21.858	218	34.440	237	248
5	1:25.865	28.627	175	21.990	216	35.248	236	<b>248</b>	11		28.234	175	22.062	213			246
6	1:25.362	28.433	175	22.047	216	34.882	237	248									

<b>9 Höher, AUT / Erhart, DEU</b>									<b>theoretical besttime: 1:23.363</b>								
1	7:05.374	6:03.333	162	25.007	209	37.034	231		7	1:24.027	28.182	175	21.539	217	34.306	238	247
2	1:27.769	30.451	172	22.442	214	34.876	235	243	8	1:28.144	30.921	172	22.375	214	34.848	237	<b>248</b>
3	1:25.587	28.712	175	22.179	215	34.696	236	245	9	1:25.809	27.973	175	21.744	216	36.092	238	247
4	1:24.600	28.215	175	21.954	215	34.431	237	245	10	1:24.199	28.173	176	21.910	216	34.116	237	247
5	1:25.987	28.000	176	21.710	217	36.277	237	247	11	<b>1:23.363</b>	<b>27.960</b>	<b>176</b>	<b>21.415</b>	<b>217</b>	<b>33.988</b>	<b>236</b>	247
6	1:27.256	28.283	175	21.710	<b>219</b>	37.263	<b>238</b>	246									

<b>13 Barth, DEU / Hackländer, DEU</b>									<b>theoretical besttime: 1:22.609</b>								
1	7:08.189					7:08.189			6	1:23.677	28.184	179	21.324	221	34.169	242	252
2	1:47.824	45.972	167	25.250	209	36.602	232		7	1:23.054	27.966	180	<b>21.214</b>	<b>222</b>	<b>33.874</b>	241	<b>252</b>
3	1:27.926	30.450	177	22.986	216	34.490	237	241	8	<b>1:22.725</b>	<b>27.887</b>	<b>180</b>	21.330	221	<b>33.508</b>	<b>242</b>	252
4	1:25.941	28.853	180	21.916	217	35.172	241	249	9	1:24.321	28.124	180	21.494	221	34.703	240	252
5	1:26.935	28.318	179	23.747	203	34.870	241	247	10		27.993	180	21.439	222			251



# ADAC GT Masters

## Sector List Qualifying 1

Provisional



Lausitzring, Length: 3478m  
Air temperature: 29.94°C  
Track temperature: 32.23°C  
Weather condition: Dry

**DMSB** Reg. Nr.: 141/17

Friday, May 19, 2017 17:55:00

Lap	Time	SE1	SP1	SE2	SP2	SE3	SP3	TSP	Lap	Time	SE1	SP1	SE2	SP2	SE3	SP3	TSP
-----	------	-----	-----	-----	-----	-----	-----	-----	-----	------	-----	-----	-----	-----	-----	-----	-----

### 17 Jaminet, FRA / Ammermüller, DEU

theoretical besttime: 1:22.985

1	5:45.811					5:45.811			7	1:31.746	29.893	138	27.063	210	34.790	241	<b>252</b>
2	1:53.162	48.968	132	25.799	171	38.395	234		8	1:23.307	<b>27.847</b>	<b>179</b>	<b>21.387</b>	<b>219</b>	34.073	240	251
3	1:32.785	30.398	170	23.767	214	38.620	240	244	9	1:33.913	30.583	141	25.836	147	37.494	242	250
4	1:28.620	27.969	177	21.681	218	38.970	241	249	10	1:31.080	28.302	175	25.874	149	36.904	240	251
5	<b>1:23.145</b>	27.867	177	21.395	220	33.883	241	251	11	1:23.262	27.946	178	21.565	218	<b>33.751</b>	<b>239</b>	249
6	1:23.167	27.882	177	21.533	<b>220</b>	33.752	<b>243</b>	251									

### 18 de Leener, BEL / Friedrich, DEU

theoretical besttime: 1:24.181

1	3:51.534					3:51.534			6	1:29.046	28.210	178	21.987	193	38.849	242	<b>253</b>
2	1:47.549	46.282	165	24.806	210	36.461	237		7	1:24.279	28.213	177	21.953	218	<b>34.113</b>	<b>241</b>	251
3	1:29.531	29.507	175	22.260	216	37.764	240	247	8	<b>1:24.265</b>	<b>28.202</b>	<b>177</b>	<b>21.866</b>	<b>218</b>	34.197	243	251
4	1:25.916	29.206	173	22.039	217	34.671	241	249	9		29.875	176	22.565	217			253
5	1:24.881	28.606	177	22.028	<b>218</b>	34.247	242	251									

### 19 Perez Companc, ARG / Bortolotti, ITA

theoretical besttime: 1:22.741

1	6:47.016	5:46.540	167	24.659	209	35.817	235		7	1:23.477	28.143	176	21.582	217	33.752	240	248
2	1:26.349	28.599	175	22.127	214	35.623	237	243	8	1:23.319	27.806	177	<b>21.401</b>	<b>219</b>	34.112	239	249
3	1:23.323	28.006	176	21.600	218	33.717	238	245	9	1:55.803	<b>27.758</b>	<b>178</b>	21.546	219	1:06.499	240	249
4	1:25.997	28.605	175	22.825	215	34.567	238	248	10	<b>1:22.809</b>	27.809	177	21.418	221	<b>33.582</b>	<b>240</b>	<b>249</b>
5	1:24.917	28.041	<b>178</b>	21.485	219	35.391	238	248	11		28.717	177	21.635	217			249
6	1:26.213	28.063	176	21.965	216	36.185	<b>241</b>	247									

### 20 Sylvest, DNK / Rogivue, CHE

theoretical besttime: 1:23.350

1	6:12.870	5:10.465	168	24.629	204	37.776	234		7	1:24.039	28.352	176	21.658	218	34.029	238	247
2	1:31.738	31.126	172	22.978	197	37.634	235	243	8	<b>1:23.350</b>	<b>28.035</b>	<b>179</b>	<b>21.473</b>	<b>219</b>	<b>33.842</b>	<b>238</b>	<b>249</b>
3	1:32.673	29.142	175	22.737	178	40.794	235	244	9	1:24.826	28.139	177	22.049	207	34.638	237	248
4	1:27.287	28.224	177	21.680	217	37.383	236	244	10	1:26.317	28.036	177	21.568	217	36.713		247
5	1:24.116	28.159	177	21.559	219	34.398	237	247	11								
6	1:26.354	28.246	177	22.557	196	35.551	237	247									

### 21 Stolz, DEU / Ludwig, DEU

theoretical besttime: 1:22.511

1	12:46.985	11:43.810	170	22.714	203	40.461	235		5	1:25.849	<b>27.658</b>	<b>178</b>	21.339	216	36.852	237	248
2	1:27.408	29.732	175	21.763	219	35.913	237	244	6	1:22.763	27.764	177	21.324	220	33.675	238	247
3	1:23.596	28.213	177	21.473	219	33.910	<b>238</b>	247	7	<b>1:22.549</b>	27.674	179	21.280	219	<b>33.595</b>	<b>238</b>	247
4	1:22.843	27.899	177	<b>21.258</b>	219	33.686	238	<b>248</b>									

### 22 Lips, CHE / Huisman, NLD

theoretical besttime: 1:24.434

1	4:00.145					4:00.145			7	1:24.990	28.710	177	21.780	221	34.500	243	253
2	1:53.129	47.642	139	27.595	175	37.892	244		8	1:25.070	28.870	177	21.942	221	34.258	244	252
3	1:29.744	31.328	175	22.891	218	35.525	244	229	9	1:24.855	28.829	177	<b>21.779</b>	<b>221</b>	34.247	243	254
4	1:30.795	31.855	172	23.285	218	35.655	244	253	10	<b>1:24.685</b>	<b>28.466</b>	<b>178</b>	22.030	220	<b>34.189</b>	<b>242</b>	253
5	1:25.980	29.236	177	22.236	221	34.508	<b>245</b>	252	11		28.666	178	25.229	191			253
6	1:25.309	28.877	177	21.879	221	34.553	243	<b>254</b>									

### 24 Salaquarda, CZE / Winkelhock, DEU

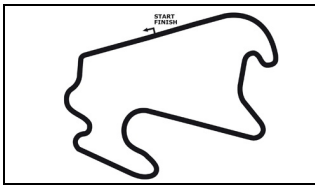
theoretical besttime: 1:22.771

1	7:48.921	6:45.336	149	23.887	163	39.698	235		6	1:23.487	28.017	175	21.588	217	33.882	237	<b>248</b>
2	1:30.724	28.581	173	24.254	160	37.889	237	245	7	<b>1:22.957</b>	27.909	176	<b>21.350</b>	<b>217</b>	<b>33.698</b>	<b>237</b>	247
3	1:25.888	28.927	174	21.639	216	35.322	<b>237</b>	246	8	1:35.636	27.754	176	30.096	163	37.786	237	247
4	1:27.097	28.507	175	21.538	<b>217</b>	37.052	237	247	9	1:28.930	27.834	176	22.942	168	38.154	237	247
5	1:25.704	28.786	173	22.185	215	34.733	237	247	10	1:22.964	<b>27.723</b>	<b>176</b>	21.402	217	33.839	237	246

### 25 Ortmann, DEU / Stippler, DEU

theoretical besttime: 1:22.926

1	6:43.775	5:42.630	121	24.853	202	36.292	236		7	1:23.543	28.102	176	21.525	218	33.916	239	248
2	1:25.796	29.925	174	21.752	215	34.119	237	245	8	1:23.031	27.825	177	21.449	218	<b>33.757</b>	<b>238</b>	249
3	1:24.339	28.255	175	21.626	217	34.458	238	247	9	1:23.643	<b>27.762</b>	<b>177</b>	21.462	218	34.419	240	248
4	1:24.617	29.088	175	21.538	218	33.991	238	248	10	1:25.331	28.533	176	21.947	219	34.851	239	<b>249</b>
5	1:23.510	27.999	176	21.421	<b>219</b>	34.090	239	247	11	<b>1:23.019</b>	27.834	177	<b>21.407</b>	<b>218</b>	33.778	238	248



# ADAC GT Masters



## Sector List Qualifying 1

Provisional

Lausitzring, Length: 3478m

Air temperature: 29.94°C

Track temperature: 32.23°C

Weather condition: Dry

**DMSB** Reg. Nr.: 141/17

Friday, May 19, 2017 17:55:00

Lap	Time	SE1	SP1	SE2	SP2	SE3	SP3	TSP	Lap	Time	SE1	SP1	SE2	SP2	SE3	SP3	TSP
6	1:23.976	28.335	175	21.465	218	34.176	237	249									

### 26 Mücke, DEU / Asch, DEU

**theoretical besttime: 1:22.641**

1	9:32.754	8:28.530	135	24.261	175	39.963	215		6	1:22.878	<b>27.682</b>	<b>178</b>	21.434	217	33.762	238	248
2	1:34.036	33.110	123	24.057	198	36.869	235	229	7	1:22.914	27.779	178	<b>21.283</b>	<b>220</b>	33.852	238	248
3	1:27.058	28.661	176	23.156	209	35.241	235	245	8	<b>1:22.835</b>	27.799	178	21.360	219	<b>33.676</b>	<b>239</b>	247
4	1:25.446	28.631	175	21.706	219	35.109	235	245	9		28.027	177	22.805	203			<b>249</b>
5	1:24.042	28.086	176	21.672	217	34.284	238	247									

### 36 Bachler, AUT / Macdowall, GBR

**theoretical besttime: 1:22.936**

1	10:26.940	9:27.879	172	23.937	188	35.124	237		5	1:24.056	28.618	177	21.582	220	33.856	241	251
2	1:25.820	29.338	177	21.985	218	34.497	241	249	6	<b>1:22.936</b>	<b>27.657</b>	<b>177</b>	<b>21.445</b>	<b>219</b>	<b>33.834</b>	<b>241</b>	251
3	1:27.202	29.803	176	22.032	220	35.367	241	249	7	1:23.409	27.852	177	21.571	220	33.986	241	251
4	1:23.875	28.117	176	21.620	<b>220</b>	34.138	<b>242</b>	<b>251</b>	8	1:23.278	27.793	176	21.535	220	33.950	242	249

### 42 Collard, GBR / Eng, AUT

**theoretical besttime: 1:23.537**

1	7:15.742	6:13.564	139	25.400	164	36.778	215		6	1:24.391	28.311	175	21.601	219	34.479	240	249
2	1:30.403	30.371	172	23.000	186	37.032	236	210	7	1:23.747	28.225	176	<b>21.426</b>	<b>220</b>	34.096	240	250
3	1:26.107	29.191	172	22.210	216	34.706	239	238	8	<b>1:23.711</b>	<b>28.041</b>	<b>176</b>	21.600	219	<b>34.070</b>	<b>240</b>	<b>251</b>
4	1:25.576	28.645	175	22.066	216	34.865	<b>240</b>	249	9	1:30.335	30.926	128	23.197	218	36.212	240	250
5	1:23.825	28.148	176	21.567	218	34.110	238	250	10	1:23.940	28.204	176	21.648	221	34.088	240	250

### 44 Busch, DEU / Busch, DEU

**theoretical besttime: 1:23.778**

1	6:58.554	5:56.573	166	24.292	176	37.689	236		6	1:24.824	28.364	175	21.869	217	34.591	238	247
2	1:25.892	29.371	171	22.039	216	34.482	236	245	7	1:24.269	28.145	174	<b>21.686</b>	<b>217</b>	34.438	237	<b>248</b>
3	1:25.030	28.550	<b>175</b>	22.014	216	34.466	<b>238</b>	246	8	<b>1:23.782</b>	<b>27.922</b>	<b>175</b>	21.690	215	<b>34.170</b>	<b>237</b>	248
4	1:24.186	28.032	175	21.756	215	34.398	237	248	9	1:26.374	28.046	174	21.692	217	36.636	238	248
5	1:30.275	28.892	174	22.318	215	39.065	237	248	10	1:32.008	28.224	174	21.721	217	42.063		248

### 48 Dontje, NLD / Kirchhöfer, DEU

**theoretical besttime: 1:22.675**

1	7:24.801	6:16.765	136	26.074	170	41.962	225		6	1:23.317	27.973	176	21.496	218	33.848	236	247
2	1:32.823	31.148	149	24.510	180	37.165	210	228	7	1:22.817	27.798	177	<b>21.315</b>	<b>220</b>	33.704	236	<b>248</b>
3	1:33.443	31.863	173	23.275	216	38.305	234	215	8	<b>1:22.684</b>	<b>27.770</b>	<b>176</b>	21.324	220	<b>33.590</b>	<b>238</b>	247
4	1:30.784	29.229	175	21.841	213	39.714	236	244	9	1:24.623	27.862	177	21.365	220	35.396	237	248
5	1:24.084	28.275	<b>177</b>	21.531	<b>220</b>	34.278	<b>238</b>	247	10	1:29.874	27.934	173	24.560	160	37.380	236	247

### 50 Frey, CHE / Geipel, DEU

**theoretical besttime: 1:23.122**

1	7:10.062					7:10.062			6	1:27.077	28.917	174	22.178	216	35.982	240	246
2	1:56.686	47.698	169	26.927	165	42.061	236		7	1:23.924	28.476	176	21.521	216	33.927	238	<b>249</b>
3	1:27.032	28.781	175	22.270	214	35.981	237	246	8	1:24.741	28.501	175	21.576	217	34.664	238	248
4	1:31.829	28.490	<b>177</b>	21.906	215	41.433	238	247	9	<b>1:23.122</b>	<b>27.953</b>	<b>176</b>	<b>21.474</b>	<b>218</b>	<b>33.695</b>	<b>237</b>	247
5	1:52.163	28.640	172	40.642	104	42.881	237	247	10		30.369	138	26.637	180			245

### 63 Ineichen, CHE / Engelhart, DEU

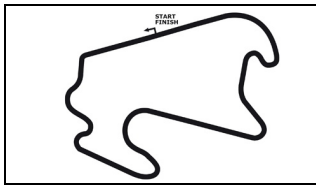
**theoretical besttime: 1:22.834**

1	9:31.041	8:18.417	130	28.119	128	44.505	230		6	1:23.021	27.816	177	21.465	218	33.740	238	<b>249</b>
2	1:39.111	32.836	121	27.484	151	38.791	237	211	7	1:26.065	27.807	177	21.538	219	36.720	239	249
3	1:29.357	28.617	<b>177</b>	22.583	216	38.157	238	247	8	<b>1:23.447</b>	28.156	175	21.486	218	33.805	238	248
4	1:26.827	29.124	176	21.549	<b>220</b>	36.154	240	245	9	<b>1:22.834</b>	<b>27.768</b>	<b>177</b>	<b>21.347</b>	<b>219</b>	<b>33.719</b>	<b>240</b>	247
5	1:23.268	27.987	177	21.450	219	33.831	<b>241</b>	247									

### 66 Judek, DEU / Lindholm, FIN

**theoretical besttime: 1:24.526**

1	5:01.019	3:57.181	166	26.050	204	37.788	234		7	1:27.012	29.575	174	22.198	217	35.239	237	246
2	1:27.943	29.985	173	22.680	212	35.278	234	243	8	1:25.717	28.681	175	22.195	217	34.841	238	<b>248</b>
3	1:25.866	28.707	174	22.198	214	34.961	236	244	9	<b>1:24.695</b>	28.304	175	<b>22.030</b>	<b>216</b>	<b>34.361</b>	<b>236</b>	248
4	1:34.407	28.661	174	22.263	215	43.483	229	245	10	1:26.690	<b>28.135</b>	<b>175</b>	22.450	214	36.105	237	247
5	1:26.503	29.091	173	22.338	214	35.074	236	240	11	1:25.380	28.466	175	22.100	216	34.814	236	247
6	1:26.110	29.150	174	22.104	215	34.856	236	246	12	1:25.683	28.402	175	22.398	214	34.883	237	246



# ADAC GT Masters

## Sector List Qualifying 1

Provisional



Lausitzring, Length: 3478m

Air temperature: 29.94°C

Track temperature: 32.23°C

Weather condition: Dry

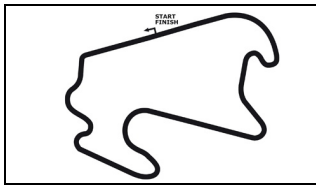
**DMSB** Reg. Nr.: 141/17

Friday, May 19, 2017 17:55:00

Lap	Time	SE1	SP1	SE2	SP2	SE3	SP3	TSP	Lap	Time	SE1	SP1	SE2	SP2	SE3	SP3	TSP
<b>77</b> Gounon, FRA / Keilwitz, DEU									<b>theoretical besttime: 1:22.582</b>								
1	3:57.990					3:57.990			7	1:23.257	27.881	180	21.515	222	33.861	241	252
2	1:53.793	48.996	125	27.389	183	37.408	234		8	1:32.965	27.948	179	23.861	138	41.156	244	249
3	1:30.081	30.472	173	22.752	214	36.857	237	238	9	1:22.983	28.093	182	21.379	222	33.511	242	251
4	1:23.492	28.091	178	21.451	221	33.950	241	248	10	<b>1:22.746</b>	27.843	180	21.411	221	<b>33.492</b>	<b>243</b>	250
5	1:23.117	28.182	177	<b>21.346</b>	221	33.589	237	250	11	1:26.184	27.785	180	21.879	219	36.520	241	<b>254</b>
6	1:25.890	<b>27.744</b>	180	21.737	216	36.409	237	250	12	1:23.035	27.916	182	21.404	222	33.715	241	247

<b>84</b> Assenheimer, DEU / Götz, DEU									<b>theoretical besttime: 1:23.070</b>								
1	6:18.382	5:12.586	159	24.560	177	41.236	235		7	1:23.435	<b>28.001</b>	<b>176</b>	21.535	220	33.899	238	248
2	1:33.107	29.278	174	24.485	213	39.344	236	244	8	<b>1:23.232</b>	28.071	179	21.499	219	<b>33.662</b>	<b>239</b>	248
3	1:29.527	28.262	175	23.901	191	37.364	<b>239</b>	246	9	1:25.882	28.194	177	21.546	219	36.142	239	<b>249</b>
4	1:25.747	28.247	176	21.761	217	35.739	238	247	10	1:23.778	28.222	177	21.648	219	33.908	237	248
5	1:31.824	30.102	118	25.669	142	36.053	237	248	11	1:23.742	28.049	177	21.794	215	33.899	237	248
6	1:24.015	28.136	176	<b>21.407</b>	219	34.472	238	247									

<b>99</b> Renauer, DEU / Müller, DEU									<b>theoretical besttime: 1:22.686</b>								
1	7:37.487	6:37.153	171	23.335	214	36.999	238		5	1:24.545	27.903	178	22.560	193	34.082	243	251
2	1:29.904	31.253	167	22.254	217	36.397	242	247	6	<b>1:22.686</b>	<b>27.721</b>	<b>177</b>	<b>21.507</b>	<b>221</b>	<b>33.458</b>	<b>242</b>	<b>254</b>
3	1:34.846	31.884	148	24.599	216	38.363	240	250	7	1:40.731	27.939	177	21.786	218	51.006		253
4	1:25.111	27.974	<b>179</b>	21.525	221	35.612	241	251									



# ADAC GT Masters

## Top speed list Qualifying 1

Provisional



Lausitzring, Length: 3478m

Air temperature: 29.94°C

Track temperature: 32.23°C

Weather condition: Dry

**DMSB** Reg. Nr.: 141/17

Friday, May 19, 2017 17:55:00

#	Name (NAT)	Team	Car name	Speed	Lap	Race time
22	Remo Lips (CHE)	MRS GT-Racing (DEU)	Nissan GT-R NISMO GT3	254.04	6	10:21.474
99	Robert Renauer (DEU)	Precote Herberth Motorsport (DEU)	Porsche 911 GT3 R	254.04	6	13:33.576
77	Jules Gounon (FRA)	Callaway Competition (DEU)	Corvette C7 GT3	254.04	11	17:18.008
18	Adrien de Leener (BEL)	KÜS TEAM75 Bernhard (DEU)	Porsche 911 GT3 R	253.44	6	10:01.098
17	Mathieu Jaminet (FRA)	KÜS TEAM75 Bernhard (DEU)	Porsche 911 GT3 R	252.84	7	13:28.380
13	Sven Barth (DEU)	RWT Racing (AUT)	Corvette C7 GT3	252.84	7	14:42.194
36	Klaus Bachler (AUT)	Schütz Motorsport (DEU)	Porsche 911 GT3 R	251.66	4	13:21.662
42	Ricky Collard (GBR)	BMW Team Schnitzer (DEU)	BMW M6 GT3	251.07	8	15:51.493
1	Connor De Phillippi (USA)	Montaplast by Land-Motorsport (DEU)	Audi R8 LMS	250.48	8	15:27.975
6	Florian Spengler (DEU)	Team HB Racing (AUT)	Lamborghini Huracan GT3	250.48	7	15:35.563
63	Rolf Ineichen (CHE)	GRT Grasser-Racing-Team (AUT)	Lamborghini Huracan GT3	249.90	6	15:31.318
25	Mike David Ortmann (DEU)	BWT Mücke Motorsport (DEU)	Audi R8 LMS	249.90	10	17:57.940
19	Ezequiel Perez Companc (ARG)	GRT Grasser-Racing-Team (AUT)	Lamborghini Huracan GT3	249.90	10	18:38.128
3	Markus Pommer (DEU)	Aust Motorsport (DEU)	Audi R8 LMS	249.32	8	13:24.600
20	Nicolai Sylvest (DNK)	Mercedes-AMG Team ZAKSPEED (DEU)	Mercedes-AMG GT3	249.32	8	15:00.790
50	Rahel Frey (CHE)	YACO Racing (DEU)	Audi R8 LMS	249.32	7	15:26.566
2	Jeffrey Schmidt (CHE)	Montaplast by Land-Motorsport (DEU)	Audi R8 LMS	249.32	8	15:33.467
84	Patrick Assenheimer (DEU)	Mercedes-AMG Team HTP Motorsport (DEU)	Mercedes-AMG GT3	249.32	9	16:30.984
26	Stefan Mücke (DEU)	BWT Mücke Motorsport (DEU)	Mercedes-AMG GT3	249.32	9	19:33.679
8	Mikaela Ahlin-Kottulinsky (SWE)	Audi Sport racing academy (DEU)	Audi R8 LMS	248.75	5	10:49.531
44	Dennis Busch (DEU)	Twin Busch Motorsport (DEU)	Audi R8 LMS	248.75	7	14:10.478
21	Luca Stolz (DEU)	Mercedes-AMG Team ZAKSPEED (DEU)	Mercedes-AMG GT3	248.75	4	15:39.707
9	Christopher Höher (AUT)	Audi Sport racing academy (DEU)	Audi R8 LMS	248.75	8	15:42.319
24	Filip Salaquarda (CZE)	BWT Mücke Motorsport (DEU)	Audi R8 LMS	248.17	6	13:40.058
66	Jonathan Judek (DEU)	ADAC Niedersachsen/Sachsen-Anhalt e.V.	Lamborghini Huracan GT3	248.17	8	13:50.585
48	Indy Dontje (NLD)	Mercedes-AMG Team HTP Motorsport (DEU)	Mercedes-AMG GT3	248.17	7	14:50.972
4	Dennis Marschall (DEU)	Aust Motorsport (DEU)	Audi R8 LMS	247.60	7	12:25.979