

ADAC GT Masters

Result List Qualifying 2

Provisional



Lausitzring, Length: 3478m

Air temperature: 16.87°C

Track temperature: 19.65°C

Weather condition: Dry

DMSB Reg. Nr.: 141/17

Amended
21.5.2017 - 10:18

Sunday, May 21, 2017 8:00:00

started : 27 classified : 26 not classified : 1

	Drivers	Team	Car	Lap	Best Time	Gap	Diff	Kph	Day Time
1	19 E.Perez Compagnon(ARG)(J)/M.Bortolotti(ITA)	GRT Grasser-Racing-Team(AUT)	Lamborghini Huracan GT3	6	1:21.533			153.5	8:14:42
2	63 R.Ineichen(CHE)(T)/C.Engelhart(DEU)	GRT Grasser-Racing-Team(AUT)	Lamborghini Huracan GT3	9	1:21.713	0.180	0.180	153.2	8:18:04
3	2 J.Schmidt(CHE)(J)/C.Haase(DEU)	MontaplastbyLand-Motorsport(DEU)	Audi R8 LMS	4	1:21.726	0.193	0.013	153.2	8:12:23
4	24 F.Salaquarda(CZE)/M.Winkelhock(DEU)	BWT Mücke Motorsport(DEU)	Audi R8 LMS	7	1:21.760	0.227	0.034	153.1	8:17:00
5	1 C.De Phillippi(USA)/C.Mies(DEU)	MontaplastbyLand-Motorsport(DEU)	Audi R8 LMS	7	1:21.940	0.407	0.180	152.8	8:16:35
6	3 M.Pommer(DEU)/K.van der Linde(ZAF)	Aust Motorsport(DEU)	Audi R8 LMS	8	1:22.031	0.498	0.091	152.6	8:15:48
7	42 R.Collard(GBR)(J)/P.Eng(AUT)	BMW Team Schnitzer(DEU)	BMW M6 GT3	6	1:22.083	0.550	0.052	152.5	8:16:21
8	25 M.Ortmann(DEU)(J)/F.Stippler(DEU)	BWT Mücke Motorsport(DEU)	Audi R8 LMS	5	1:22.108	0.575	0.025	152.4	8:15:28
9	17 M.Jaminet(FRA)/M.Ammernüller(DEU)	KÜS TEAM75 Bernhard(DEU)	Porsche 911 GT3 R	8	1:22.148	0.615	0.040	152.4	8:19:11
10	84 P.Assenheimer(DEU)(J)/M.Götz(DEU)	Mercedes-AMG Team HTP Motorsport(L)	Mercedes-AMG GT3	9	1:22.162	0.629	0.014	152.3	8:20:37
11	99 R.Renauer(DEU)/S.Müller(DEU)	Precote Herberth Motorsport(DEU)	Porsche 911 GT3 R	5	1:22.237	0.704	0.075	152.2	8:16:30
12	77 J.Gounon(FRA)(J)/D.Keilwitz(DEU)	Callaway Competition(DEU)	Corvette C7 GT3	8	1:22.292	0.759	0.055	152.1	8:15:22
13	4 D.Marschall(DEU)(J)/P.Niederhauser(CHE)	Aust Motorsport(DEU)	Audi R8 LMS	11	1:22.304	0.771	0.012	152.1	8:20:14
14	48 I.Dontje(NLD)(J)/M.Kirchhöfer(DEU)	Mercedes-AMG Team HTP Motorsport(L)	Mercedes-AMG GT3	7	1:22.339	0.806	0.035	152.0	8:18:49
15	26 S.Mücke(DEU)/S.Asch(DEU)	BWT Mücke Motorsport(DEU)	Mercedes-AMG GT3	6	1:22.443	0.910	0.104	151.8	8:16:11
16	6 F.Spengler(DEU)/C.Zanella(CHE)	Team HB Racing(AUT)	Lamborghini Huracan GT3	9	1:22.504	0.971	0.061	151.7	8:20:18
17	21 L.Stolz(DEU)(J)/L.Ludwig(DEU)	Mercedes-AMG Team ZAKSPEED(DEU)	Mercedes-AMG GT3	7	1:22.628	1.095	0.124	151.5	8:18:59
18	7 M.Mapelli(ITA)/N.Siedler(AUT)	Team HB Racing(AUT)	Lamborghini Huracan GT3	5	1:22.646	1.113	0.018	151.4	8:15:57
19	8 M.Ahlin-Kottulinsky(SWE)(J)/R.Feller(CHE)(J)	Audi Sport racing academy(DEU)	Audi R8 LMS	9	1:22.726	1.193	0.080	151.3	8:20:23
20	50 R.Frey(CHE)/P.Geipel(DEU)	YACO Racing(DEU)	Audi R8 LMS	6	1:22.749	1.216	0.023	151.3	8:16:39
21	9 C.Höher(AUT)(J)/E.Erhart(DEU)	Audi Sport racing academy(DEU)	Audi R8 LMS	9	1:22.821	1.288	0.072	151.1	8:20:43
22	20 N.Sylvest(DNK)(J)/N.Rogivue(CHE)(J)	Mercedes-AMG Team ZAKSPEED(DEU)	Mercedes-AMG GT3	9	1:22.870	1.337	0.049	151.0	8:21:18
23	13 S.Barth(DEU)(T)/M.Hackländer(DEU)	RWT Racing(AUT)	Corvette C7 GT3	11	1:22.915	1.382	0.045	151.0	8:16:18
24	22 R.Lips(CHE)(T)/P.Huisman(NLD)(T)	MRS GT-Racing(DEU)	Nissan GT-R NISMO GT3	9	1:23.001	1.468	0.086	150.8	8:19:04
25	44 D.Busch(DEU)/M.Busch(DEU)	Twin Busch Motorsport(DEU)	Audi R8 LMS	8	1:23.206	1.673	0.205	150.4	8:12:47
26	66 J.Judek(DEU)(J)/E.Lindholm(FIN)(J)	ADAC Niedersachsen/Sachsen-Anhalte	Lamborghini Huracan GT3	4	1:23.789	2.256	0.583	149.4	8:13:28

Not classified

36 K.Bachler(AUT)/A.Macdonald(GBR) Schütz Motorsport(DEU) Porsche 911 GT3 R

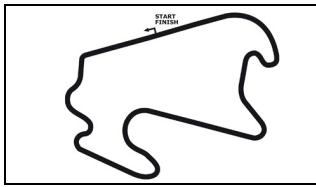
Disqualified

18 A.de Leener(BEL)/C.Friedrich(DEU)(J) KÜS TEAM75 Bernhard(DEU) Porsche 911 GT3 R

Following stewards decision no. 47 Disqualification for car no. 18

Subject to final scrutineering!

Publication time:	Clerk of the Course: Horst Seidel	Timekeeper: Steffen Ruhl
-------------------	-----------------------------------	--------------------------



ADAC GT Masters

Sector List Qualifying 2

Provisional



Lausitzring, Length: 3478m

Air temperature: 16.87°C

Track temperature: 19.75°C

Weather condition: Dry

DMSB Reg. Nr.: 141/17

Sunday, May 21, 2017 8:00:00

Lap	Time	SE1	SP1	SE2	SP2	SE3	SP3	TSP	Lap	Time	SE1	SP1	SE2	SP2	SE3	SP3	TSP
1 De Phillippi, USA / Mies, DEU									theoretical besttime: 1:21.793								
1	8:02.548	6:52.139	116	31.413	117	38.996	229		6	1:22.146	27.534	178	21.065	223	33.547	241	251
2	1:27.275	30.219	177	22.257	219	34.799	239	237	7	1:21.940	27.367	179	21.065	224	33.508	241	250
3	1:23.009	28.188	177	21.172	222	33.649	241	248	8	1:26.593	27.283	180	24.007	194	35.303	241	250
4	1:22.986	27.724	180	21.221	222	34.041	242	249	9	1:22.093	27.416	179	21.193	224	33.484	242	251
5	1:34.919	28.959	178	21.904	221	44.056	241	251	10	1:22.052	27.445	180	21.162	224	33.445	239	251

2 Schmidt, CHE / Haase, DEU									theoretical besttime: 1:21.590								
1	8:08.667	6:55.066	125	32.563	99	41.038	237		6	1:27.745	30.878	175	21.591	223	35.276	242	251
2	1:30.361	29.974	177	22.353	217	38.034	240	247	7	1:23.197	27.550	178	21.016	222	34.631	242	252
3	1:22.620	27.628	177	21.168	224	33.824	242	249	8	1:22.549	27.658	179	21.185	224	33.706	242	251
4	1:21.726	27.245	178	20.955	223	33.526	240	251	9	1:21.872	27.419	179	21.063	224	33.390	240	251
5	1:40.875	29.547	153	26.717	118	44.611	241	247	10	1:28.222	27.464	180	21.268	202	39.490	179	248

3 Pommer, DEU / van der Linde, ZAF									theoretical besttime: 1:21.811								
1	5:26.205					5:26.205			7	1:25.168	28.418	177	22.115	220	34.635	242	252
2	1:50.681	48.280	129	25.368	147	37.033	237		8	1:22.031	27.469	180	21.012	224	33.550	242	252
3	1:28.606	30.470	176	22.579	219	35.557	238	245	9	1:22.175	27.383	179	21.129	224	33.663	242	252
4	1:26.895	29.302	176	22.021	220	35.572	241	247	10	1:22.301	27.433	180	21.205	223	33.663	242	252
5	1:26.292	28.063	180	21.378	224	36.851	242	251	11	1:26.168	28.570	177	22.111	222	35.487	242	252
6	1:22.146	27.541	180	21.189	223	33.416	242	251	12	1:22.068	27.483	179	21.086	223	33.499	242	252

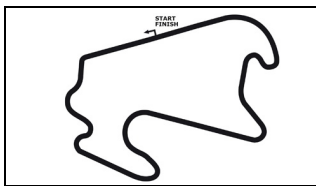
4 Marschall, DEU / Niederhauser, CHE									theoretical besttime: 1:22.248								
1	5:30.550					5:30.550			7	1:22.930	27.707	179	21.430	222	33.793	242	250
2	1:54.598	50.066	166	25.999	210	38.533	218		8	1:22.549	27.587	177	21.202	223	33.760	241	251
3	1:29.823	31.213	175	23.121	195	35.489	212	220	9	1:24.353	27.561	177	22.429	221	34.363	240	251
4	1:27.684	29.566	177	22.288	218	35.830	241	220	10	1:22.307	27.412	179	21.190	223	33.705	240	250
5	1:27.062	28.375	176	22.393	184	36.294	241	251	11	1:22.304	27.353	180	21.235	224	33.716	241	250
6	1:29.329	29.945	177	21.997	221	37.387	240	251									

6 Spengler, DEU / Zanella, CHE									theoretical besttime: 1:22.433								
1	8:49.286	7:42.023	106	28.342	150	38.921	232		6	1:22.828	27.666	181	21.359	224	33.803	242	251
2	1:34.586	30.939	175	24.331	190	39.316	241	240	7	1:24.749	27.813	180	21.588	223	35.348	241	252
3	1:27.237	28.628	178	22.174	174	36.435	242	252	8	1:22.664	27.720	181	21.240	224	33.704	241	251
4	1:31.604	28.858	163	24.552	174	38.194	242	252	9	1:22.504	27.643	181	21.311	225	33.550	241	251
5	1:22.842	27.755	180	21.305	224	33.782	241	252									

7 Mapelli, ITA / Siedler, AUT									theoretical besttime: 1:22.483								
1	10:10.523	9:03.334	127	27.449	184	39.740	229		4	1:23.082	28.027	180	21.444	220	33.611	238	249
2	1:35.618	36.334	142	23.944	209	35.340	236	239	5	1:22.646	27.640	180	21.262	223	33.744	241	249
3	1:24.791	28.996	178	21.675	219	34.120	240	244	6	1:28.734	27.610	180	21.974	217	39.150		250

8 Ahlin-Kottulinsky, SWE / Feller, CHE									theoretical besttime: 1:22.667								
1	8:43.670	7:33.731	152	29.094	95	40.845	203		6	1:23.242	27.623	180	21.451	224	34.168	243	252
2	1:41.137	32.850	158	24.076	169	44.211	230	198	7	1:23.185	27.854	180	21.514	222	33.817	241	252
3	1:38.234	29.694	179	25.043	146	43.497	240	233	8	1:23.270	27.794	180	21.487	223	33.989	243	251
4	1:24.014	28.265	180	21.711	219	34.038	241	250	9	1:22.726	27.483	181	21.367	224	33.876	240	252
5	1:23.590	28.103	181	21.554	222	33.933	244	252									

9 Höher, AUT / Erhart, DEU									theoretical besttime: 1:22.819								
1	9:11.928	8:07.630	167	25.296	202	39.002	228		6	1:23.310	28.017	179	21.439	221	33.854	241	251
2	1:29.335	30.582	175	22.800	217	35.953	240	240	7	1:23.095	27.880	180	21.428	222	33.787	241	250
3	1:34.903	30.472	174	21.938	211	42.493	241	220	8	1:23.361	27.997	178	21.545	223	33.819	240	251
4	1:30.714	29.265	180	21.813	221	39.636	241	251	9	1:22.821	27.731	180	21.356	222	33.734	240	250
5	1:23.355	27.839	179	21.354	221	34.162	242	251									



ADAC GT Masters

Sector List Qualifying 2

Provisional



Lausitzring, Length: 3478m

Air temperature: 16.87°C

Track temperature: 19.75°C

Weather condition: Dry

DMSB Reg. Nr.: 141/17

Sunday, May 21, 2017 8:00:00

Lap	Time	SE1	SP1	SE2	SP2	SE3	SP3	TSP	Lap	Time	SE1	SP1	SE2	SP2	SE3	SP3	TSP
13 Barth, DEU / Hackländer, DEU									theoretical besttime: 1:22.744								
1	1:27.397					1:27.397			8	1:35.063	28.176	185	24.143	144	42.744	243	252
2	1:57.809	48.897	145	28.042	183	40.870	224		9	1:22.959	28.087	186	21.186	227	33.686	244	251
3	1:31.711	32.283	177	23.513	218	35.915	234	235	10	1:22.991	27.955	184	21.362	226	33.674	243	254
4	1:26.250	29.274	183	22.192	221	34.784	240	248	11	1:22.915	28.011	184	21.273	227	33.631	239	250
5	1:24.077	28.551	184	21.649	224	33.877	242	247	12	1:23.030	27.927	184	21.423	227	33.680	244	254
6	1:23.772	28.173	184	21.396	225	34.203	243	251	13	1:23.161	28.032	187	21.341	228	33.788	246	254
7	1:23.310	28.139	184	21.264	226	33.907	245	253	14	1:23.159	28.072	184	21.307	228	33.780	245	255

17 Jaminet, FRA / Ammermüller, DEU									theoretical besttime: 1:22.094								
1	8:29.514					8:29.514			6	1:22.431	27.699	181	21.250	224	33.482	244	253
2	2:02.522	51.401	99	27.615	166	43.506	216		7	1:22.423	27.517	181	21.282	225	33.624	244	254
3	1:34.152	32.802	165	24.309	216	37.041	241	222	8	1:22.148	27.535	182	21.095	225	33.518	245	254
4	1:32.454	31.594	124	24.726	172	36.134	245	251	9	1:22.289	27.599	181	21.151	225	33.539	245	255
5	1:24.931	27.916	181	21.733	224	35.282	245	254									

18 de Leener, BEL / Friedrich, DEU									theoretical besttime: 1:22.700								
1	5:15.404					5:15.404			7	1:23.105	27.894	181	21.375	226	33.836	245	252
2	1:55.123	48.958	163	26.964	168	39.201	225		8	1:22.765	27.695	182	21.396	225	33.674	244	254
3	1:30.982	31.547	169	23.500	217	35.935	236	230	9	1:23.086	27.805	182	21.355	226	33.926	244	253
4	1:31.711	29.126	179	22.671	204	39.914	237	247	10	1:23.220	28.008	182	21.421	225	33.791	244	254
5	1:30.117	28.528	181	21.906	224	39.683	244	248	11		27.951	182	21.713	225			254
6	1:23.138	27.882	182	21.331	225	33.925	244	254									

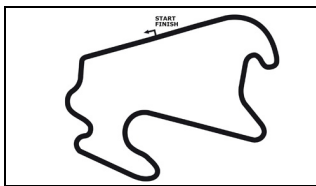
19 Perez Companc, ARG / Bortolotti, ITA									theoretical besttime: 1:21.441								
1	2:39.069	1:20.244	152	27.129	156	51.696			6	1:21.533	27.316	180	20.973	224	33.244	243	249
2	6:18.048	5:18.457	172	23.424	218	36.167	236		7	1:25.615	29.204	177	22.156	221	34.255	242	251
3	1:36.695	30.868	178	23.181	134	42.646	241	244	8	1:21.715	27.290	179	21.072	224	33.353	242	247
4	1:24.313	28.399	180	21.575	219	34.339	240	248	9	1:24.942	28.418	179	22.168	223	34.356	243	252
5	1:22.677	27.370	180	20.907	224	34.400	241	249	10		27.463	178	20.992	223			250

20 Sylvest, DNK / Rogivue, CHE									theoretical besttime: 1:22.582								
1	10:07.067	9:01.595	159	25.608	187	39.864	227		6	1:23.112	27.922	179	21.265	220	33.925	237	247
2	1:28.066	30.154	174	22.755	214	35.157	236	237	7	1:22.927	27.900	179	21.244	221	33.783	238	247
3	1:24.319	28.671	179	21.638	220	34.010	237	245	8	1:23.371	27.929	179	21.260	220	34.182	238	248
4	1:23.224	28.140	180	21.250	221	33.834	237	246	9	1:22.870	27.703	180	21.282	221	33.885	236	248
5	1:22.903	27.895	179	21.096	221	33.912	237	246									

21 Stolz, DEU / Ludwig, DEU									theoretical besttime: 1:22.491								
1	10:30.371	9:15.346	119	32.213	170	42.812	221		5	1:24.114	27.990	180	21.178	223	34.946	239	248
2	1:31.951	31.347	123	24.230	206	36.374	237	222	6	1:22.631	27.804	180	21.187	223	33.640	237	248
3	1:24.382	28.474	180	21.590	221	34.318	238	242	7	1:22.628	27.714	180	21.137	223	33.777	237	247
4	1:22.661	27.736	180	21.271	224	33.654	239	247	8	1:22.794	27.720	181	21.314	224	33.760	237	247

22 Lips, CHE / Huisman, NLD									theoretical besttime: 1:22.957								
1	6:35.144					6:35.144			6	1:23.398	28.239	182	21.396	226	33.763	246	256
2	2:02.346	51.194	114	29.026	151	42.126	197		7	1:41.191	30.058	157	28.130	46	43.003	246	255
3	1:36.752	33.906	144	23.188	220	39.658	229	203	8	1:23.568	28.105	180	21.591	227	33.872	247	255
4	1:34.045	30.742	175	22.699	186	40.604	246	222	9	1:23.001	27.868	181	21.440	227	33.693	247	254
5	1:24.310	28.271	181	21.704	227	34.335	247	257	10		30.262	156	25.066	165			256

24 Salaquarda, CZE / Winkelhock, DEU									theoretical besttime: 1:21.630								
1	8:27.212	7:18.463	140	27.846	141	40.903	191		6	1:21.876	27.337	179	21.111	223	33.428	241	249
2	1:37.740	31.967	176	26.119	150	39.654	239	202	7	1:21.760	27.329	180	21.126	222	33.305	241	249
3	1:27.179	28.669	177	21.692	221	36.818	240	248	8	1:26.665	29.257	164	22.618	220	34.790	240	249
4	1:22.662	27.839	179	21.192	223	33.631	241	249	9	1:22.114	27.411	179	21.259	224	33.444	240	249
5	1:21.943	27.501	179	20.996	222	33.446	241	249	10	1:31.089	27.477	180	21.729	220	41.883		249



ADAC GT Masters

Sector List Qualifying 2

Provisional



Lausitzring, Length: 3478m

Air temperature: 16.87°C

Track temperature: 19.75°C

Weather condition: Dry

DMSB Reg. Nr.: 141/17

Sunday, May 21, 2017 8:00:00

Lap	Time	SE1	SP1	SE2	SP2	SE3	SP3	TSP	Lap	Time	SE1	SP1	SE2	SP2	SE3	SP3	TSP
25	Ortmann, DEU / Stippler, DEU								theoretical besttime: 1:22.108								
1	9:43.573	8:37.310	165	26.459	208	39.804	194		6	1:28.089	29.861	172	23.038	147	35.190	241	249
2	1:32.735	33.584	169	23.070	216	36.081	238	183	7	1:22.585	27.713	178	21.254	224	33.618	242	251
3	1:26.739	29.796	175	22.697	216	34.246	240	247	8	1:32.067	27.529	180	24.164	123	40.374	240	251
4	1:22.974	27.547	180	21.691	221	33.736	241	249	9	1:38.439	27.633	179	21.269	224	49.537		250
5	1:22.108	27.478	179	21.142	223	33.488	240	250									

26	Mücke, DEU / Asch, DEU								theoretical besttime: 1:22.376								
1	8:41.919	7:31.910	132	28.578	123	41.431	215		6	1:22.443	27.665	180	21.183	223	33.595	240	248
2	1:39.652	31.866	173	25.906	166	41.880	235	217	7	1:22.796	27.723	179	21.216	224	33.857	241	248
3	1:39.159	29.950	136	27.113	138	42.096	237	245	8	1:24.475	28.035	180	22.098	218	34.342	240	249
4	1:24.172	27.923	178	21.594	219	34.655	200	247	9	1:22.503	27.598	180	21.230	224	33.675	238	249
5	1:23.543	28.527	179	21.278	221	33.738	239	219									

36	Bachler, AUT / Macdowall, GBR								theoretical besttime:								
1	4:39.717	3:29.592	146	26.996	199	43.129											

42	Collard, GBR / Eng, AUT								theoretical besttime: 1:22.083								
1	8:49.828	7:46.607	120	26.112	188	37.109	226		6	1:22.083	27.444	181	21.101	226	33.538	243	254
2	1:38.045	30.825	166	25.507	155	41.713	244	229	7	1:22.353	27.525	181	21.182	228	33.646	243	253
3	1:36.989	28.764	159	25.478	107	42.747	243	252	8	1:25.620	28.639	170	22.946	200	34.035	244	253
4	1:31.134	28.592	158	23.074	133	39.468	243	251	9	1:22.413	27.618	180	21.168	225	33.627	242	255
5	1:22.389	27.596	181	21.253	224	33.540	244	254									

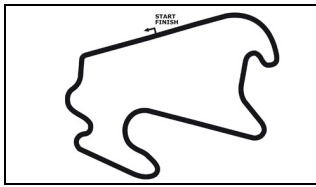
44	Busch, DEU / Busch, DEU								theoretical besttime: 1:22.909								
1	2:31.974	1:21.502	161	27.118	145	43.354	233		8	1:23.206	27.671	179	21.341	223	34.194	241	251
2	1:36.604	32.715	147	25.418	140	38.471	237	242	9	1:23.222	27.727	179	21.532	221	33.963	241	251
3	1:24.548	28.730	178	21.756	221	34.062	239	246	10	1:23.432	27.674	178	21.538	221	34.220	242	251
4	1:25.506	28.379	177	21.961	221	35.166	240	249	11	1:23.495	27.758	178	21.507	222	34.230	242	251
5	1:27.493	29.639	175	22.761	220	35.093	239	249	12	1:23.376	27.857	179	21.545	222	33.974	241	252
6	1:33.978	31.922	175	22.470	220	39.586	239	248	13	1:23.591	27.708	179	21.715	221	34.168	240	251
7	1:23.460	28.064	178	21.499	221	33.897	241	248	14	1:33.824	28.091	177	22.311	219	43.422		249

48	Dontje, NLD / Kirchhöfer, DEU								theoretical besttime: 1:22.203								
1	9:59.696	8:43.445	116	31.636	159	44.615	174		5	1:22.528	27.568	181	21.208	223	33.752	238	249
2	1:41.133	34.194	127	25.507	165	41.432	234	183	6	1:22.933	27.795	181	21.260	223	33.878	238	248
3	1:31.765	31.930	144	24.779	180	35.056	238	236	7	1:22.339	27.502	180	21.197	223	33.640	239	248
4	1:28.418	31.990	171	22.301	212	34.127	239	248	8	1:22.441	27.599	180	21.061	225	33.781	238	248

50	Frey, CHE / Geipel, DEU								theoretical besttime: 1:22.525								
1	5:01.464					5:01.464			6	1:22.749	27.755	179	21.223	223	33.771	241	249
2	5:23.812	47.265	142	30.341	119	4:06.206			7	1:22.813	27.742	177	21.286	223	33.785	242	251
3	1:56.875	47.629	101	30.525	120	38.721	240		8	1:22.819	27.531	180	21.435	221	33.853	242	252
4	1:31.570	28.253	177	21.498	221	41.819	241	248	9		27.937	177	22.443	215			251
5	1:22.789	27.636	179	21.258	222	33.895	239	250									

63	Ineichen, CHE / Engelhart, DEU								theoretical besttime: 1:21.633								
1	2:33.702	1:18.288	122	27.441	161	47.973			6	1:22.296	27.593	180	21.036	226	33.667	244	251
2	5:47.479	4:41.656	143	26.503	119	39.320	239		7	1:22.175	27.604	181	21.171	224	33.400	244	252
3	1:22.863	28.216	178	21.161	226	33.486	243	249	8	1:21.852	27.492	180	20.961	226	33.399	244	252
4	1:30.049	27.493	181	20.901	228	41.655	243	251	9	1:21.713	27.480	180	20.981	226	33.252	244	252
5	1:22.146	27.554	182	21.090	227	33.502	242	249	10	1:36.851	27.508	183	22.428	193	46.915		253

66	Judek, DEU / Lindholm, FIN								theoretical besttime: 1:23.789								
1	9:01.942	8:00.300	166	24.754	211	36.888	224		4	1:23.789	27.871	180	21.782	223	34.136	241	251
2	1:35.424	32.739	152	24.088	216	38.597	238	220	5	2:01.203	28.351	153	32.339	111	1:00.513		251
3	1:26.617	28.485	177	22.075	220	36.057	241	245									



ADAC GT Masters

Sector List Qualifying 2

Provisional



Lausitzring, Length: 3478m

Air temperature: 16.87°C

Track temperature: 19.75°C

Weather condition: Dry

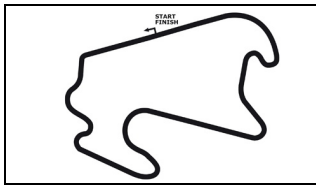
DMSB Reg. Nr.: 141/17

Sunday, May 21, 2017 8:00:00

Lap	Time	SE1	SP1	SE2	SP2	SE3	SP3	TSP	Lap	Time	SE1	SP1	SE2	SP2	SE3	SP3	TSP
77 Gounon, FRA / Keilwitz, DEU									theoretical besttime: 1:22.094								
1	2:05.718					2:05.718			7	1:31.575	27.735	184	20.963	227	42.877	246	251
2	4:14.598	49.026	140	27.665	142	2:57.907			8	1:22.292	27.737	183	21.116	227	33.439	246	255
3	1:52.878	47.103	140	27.689	166	38.086	239		9	1:27.474	27.925	158	25.435	220	34.114	245	254
4	1:28.404	30.705	180	22.632	218	35.067	242	243	10	1:22.391	27.760	184	21.168	224	33.463	247	252
5	1:24.207	28.998	182	21.340	223	33.869	244	247	11	1:23.002	27.832	183	21.361	227	33.809	247	254
6	1:22.492	27.692	184	21.214	225	33.586	245	253	12		27.737	182	21.205	227			251

84 Assenheimer, DEU / Götz, DEU									theoretical besttime: 1:22.155								
1	9:09.165	8:05.627	164	25.275	175	38.263	234		6	1:22.376	27.504	180	21.173	224	33.699	240	249
2	1:31.788	31.126	175	23.879	206	36.783	227	243	7	1:22.637	27.533	180	21.154	223	33.950	240	249
3	1:33.047	29.884	174	22.206	194	40.957	238	222	8	1:22.281	27.463	181	21.160	223	33.658	241	249
4	1:28.408	27.784	180	23.407	189	37.217	240	248	9	1:22.162	27.470	182	21.074	224	33.618	240	249
5	1:24.577	27.618	180	21.396	223	35.563	241	249									

99 Renauer, DEU / Müller, DEU									theoretical besttime: 1:22.237								
1	10:43.740	9:39.329	141	27.264	179	37.147	223		5	1:22.237	27.486	180	21.283	225	33.468	245	254
2	1:35.894	30.582	174	25.167	176	40.145	243	203	6	1:23.591	27.570	182	21.347	223	34.674	244	254
3	1:25.957	27.895	180	21.341	224	36.721	244	252	7	1:29.234	27.562	181	21.479	222	40.193		255
4	1:22.417	27.622	180	21.311	223	33.484	245	253									



ADAC GT Masters

Top speed list Qualifying 2

Provisional



Lausitzring, Length: 3478m

Air temperature: 16.87°C

Track temperature: 19.75°C

Weather condition: Dry

DMSB Reg. Nr.: 141/17

Sunday, May 21, 2017 8:00:00

#	Name (NAT)	Team	Car name	Speed	Lap	Race time
22	Patrick Huisman (NLD)	MRS GT-Racing (DEU)	Nissan GT-R NISMO GT3	257.08	5	11:49.943
99	Sven Müller (DEU)	Precote Herberth Motorsport (DEU)	Porsche 911 GT3 R	255.85	7	17:55.504
77	Daniel Keilwitz (DEU)	Callaway Competition (DEU)	Corvette C7 GT3	255.24	8	14:01.552
13	Maximilian Hackländer (DEU)	RWT Racing (AUT)	Corvette C7 GT3	255.24	14	19:06.117
42	Philipp Eng (AUT)	BMW Team Schnitzer (DEU)	BMW M6 GT3	255.24	9	19:10.110
17	Michael Ammermüller (DEU)	KÜS TEAM75 Bernhard (DEU)	Porsche 911 GT3 R	255.24	9	19:12.243
18	Christopher Friedrich (DEU)	KÜS TEAM75 Bernhard (DEU)	Porsche 911 GT3 R	254.64	8	14:31.253
63	Christian Engelhart (DEU)	GRT Grasser-Racing-Team (AUT)	Lamborghini Huracan GT3	253.44	10	18:05.958
6	Christopher Zanella (CHE)	Team HB Racing (AUT)	Lamborghini Huracan GT3	252.84	3	10:25.570
3	Kelvin van der Linde (ZAF)	Aust Motorsport (DEU)	Audi R8 LMS	252.84	7	13:02.513
8	Ricardo Feller (CHE)	Audi Sport racing academy (DEU)	Audi R8 LMS	252.84	5	13:28.736
44	Marc Busch (DEU)	Twin Busch Motorsport (DEU)	Audi R8 LMS	252.84	12	16:58.607
2	Christopher Haase (DEU)	Montaplast by Land-Motorsport (DEU)	Audi R8 LMS	252.25	7	15:33.688
19	Mirko Bortolotti (ITA)	GRT Grasser-Racing-Team (AUT)	Lamborghini Huracan GT3	252.25	9	17:31.355
50	Philip Geipel (DEU)	YACO Racing (DEU)	Audi R8 LMS	252.25	8	18:03.761
4	Patric Niederhauser (CHE)	Aust Motorsport (DEU)	Audi R8 LMS	251.66	6	11:51.413
1	Christopher Mies (DEU)	Montaplast by Land-Motorsport (DEU)	Audi R8 LMS	251.66	5	12:17.514
66	Emil Lindholm (FIN)	ADAC Niedersachsen/Sachsen-Anhalt e.V.	Lamborghini Huracan GT3	251.66	5	13:29.466
9	Elia Erhart (DEU)	Audi Sport racing academy (DEU)	Audi R8 LMS	251.66	5	13:48.574
25	Frank Stippler (DEU)	BWT Mücke Motorsport (DEU)	Audi R8 LMS	251.07	7	16:57.917
7	Norbert Siedler (AUT)	Team HB Racing (AUT)	Lamborghini Huracan GT3	250.48	6	15:58.366
24	Markus Winkelhock (DEU)	BWT Mücke Motorsport (DEU)	Audi R8 LMS	249.90	5	12:56.500
84	Maximilian Götz (DEU)	Mercedes-AMG Team HTP Motorsport (DEU)	Mercedes-AMG GT3	249.90	5	13:44.110
26	Sebastian Asch (DEU)	BWT Mücke Motorsport (DEU)	Mercedes-AMG GT3	249.90	8	17:35.392
48	Marvin Kirchhöfer (DEU)	Mercedes-AMG Team HTP Motorsport (DEU)	Mercedes-AMG GT3	249.32	5	14:42.724
21	Luca Ludwig (DEU)	Mercedes-AMG Team ZAKSPEED (DEU)	Mercedes-AMG GT3	248.75	5	14:51.077
20	Nikolaj Rogivue (CHE)	Mercedes-AMG Team ZAKSPEED (DEU)	Mercedes-AMG GT3	248.75	9	19:56.702