

Blancpain GT Series Sprint Cup

Result List Free Practice 1



POSTED
at 10:55

Provisional

STEWARDS
LOG NR 12

Brands Hatch, Length: 3916m

Air temperature: 13.22°C

Track temperature: 17.54°C

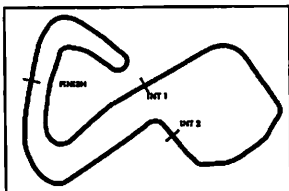
Weather condition: Dry

Saturday, May 06, 2017 9:40:00

started : 33 classified : 33 not classified : 0

Nr. Drivers	Team	Lap	Best Time	Gap	Diff	Kph	Day Time
Cl. Car	Entrant						
1 5 M.Fässler/D.Vanthoor Audi R8 LMS	Belgian Audi Club Team WRT	11	1:24.357			167.1	10:17:19
2 85 J.Szymkowiak/F.Schiller SilverC Mercedes-AMG GT3	Belgian Audi Club Team WRT HTP Motorsport	16	1:24.762	0.405	0.405	166.3	10:29:45
3 63 C.Engelhart/M.Bortolotti Lamborghini Huracan GT3	HTP Motorsport GRT Grasser Racing Team	5	1:24.843	0.486	0.081	166.1	10:16:15
4 42 D.Fumanelli/L.Williamson SilverC McLaren 650 S GT3	GRT Grasser Racing Team Strakka Motorsport	13	1:25.080	0.723	0.237	165.6	10:29:04
5 75 C.Schmid/F.Salaquarda Audi R8 LMS	Strakka Motorsport ISR	20	1:25.084	0.727	0.004	165.6	10:35:54
6 84 M.Buhk/F.Perera Mercedes-AMG GT3	ISR Mercedes-AMG Team HTP Motorsport	9	1:25.096	0.739	0.012	165.6	10:22:07
7 98 M.Palttala/J.Krohn BMW M6 GT3	HTP Motorsport Rowe Racing	8	1:25.233	0.876	0.137	165.4	10:17:12
8 19 E.Perez Companc/N.Siedler Lamborghini Huracan GT3	Rowe Racing GRT Grasser Racing Team	18	1:25.275	0.918	0.042	165.3	10:29:25
9 17 S.Leonard/R.Frijns Audi R8 LMS	GRT Grasser Racing Team Team WRT	22	1:25.290	0.933	0.015	165.2	10:40:22
10 87 J.Beaubelique/J.Gounon PRO-A Mercedes-AMG GT3	Team WRT AKKA ASP	22	1:25.361	1.004	0.071	165.1	10:38:48
11 2 M.Winkelhock/W.Stevens Audi R8 LMS	AKKA ASP Belgian Audi Club Team WRT	18	1:25.362	1.005	0.001	165.1	10:39:47
12 88 F.Serralles/D.Juncadella Mercedes-AMG GT3	Belgian Audi Club Team WRT AKKA ASP	17	1:25.450	1.093	0.088	164.9	10:37:42
13 1 E.Ide/C.Mies Audi R8 LMS	AKKA ASP Belgian Audi Club Team WRT	21	1:25.452	1.095	0.002	164.9	10:41:23
14 333 A.Mattschull/D.Keilwitz PRO-A Ferrari 488 GT3	Belgian Audi Club Team WRT Rinaldi Racing	24	1:25.465	1.108	0.013	164.9	10:39:53
15 66 G.Venturini/M.Mapelli Lamborghini Huracan GT3	Rinaldi Racing Attempto Racing	6	1:25.582	1.225	0.117	164.7	10:18:25
16 3 P.Schothorst/J.Dennis Audi R8 LMS	Attempto Racing Team WRT	25	1:25.604	1.247	0.022	164.6	10:39:04
17 59 A.Watson/R.Bell McLaren 650 S GT3	Team WRT Strakka Racing	12	1:25.669	1.312	0.065	164.5	10:29:34
18 44 L.Hezemans/J.Kane McLaren 650 S GT3	Strakka Racing Strakka Racing	13	1:25.761	1.404	0.092	164.3	10:18:27
19 58 B.Barnicoat/A.Parente McLaren 650 S GT3	Strakka Racing Strakka Racing	7	1:25.792	1.435	0.031	164.3	10:19:47
20 27 F.Crestani/G.Yacaman Lamborghini Huracan GT3	Strakka Racing Orange 1 Team Lazarus	8	1:25.809	1.452	0.017	164.2	10:14:48
21 99 F.Da Costa/P.Eng BMW M6 GT3	Lazarus Rowe Racing	6	1:25.823	1.466	0.014	164.2	10:18:26
22 86 J.Eriksson/D.Baumann Mercedes-AMG GT3	Rowe Racing HTP Motorsport	9	1:25.861	1.504	0.038	164.1	10:22:18
23 7 V.Abril/S.Kane Bentley Continental GT3	HTP Motorsport Bentley Team M-Sport	20	1:25.933	1.576	0.072	164.0	10:39:59
24 26 R.Monti/C.Haase Audi R8 LMS	Bentley Team M-Sport Sainteloc Racing	15	1:25.940	1.583	0.007	164.0	10:27:56
25 90 M.Meadows/R.Marciello Mercedes-AMG GT3	Sainteloc Junior Team AKKA ASP	6	1:25.970	1.613	0.030	163.9	10:18:07
26 8 A.Soucek/M.Soulet Bentley Continental GT3	AKKA ASP Bentley Team M-Sport	9	1:26.180	1.823	0.210	163.5	10:25:32





Blancpain GT Series Sprint Cup

Result List Free Practice 1

Provisional



Brands Hatch, Length: 3916m

Air temperature: 13.22°C

Track temperature: 17.54°C

Weather condition: Dry

Saturday, May 06, 2017 9:40:00

started : 33 classified : 33 not classified : 0

Nr. Drivers	Team	Lap	Best Time	Gap	Diff	Kph	Day Time
Cl. Car	Entrant						
27 67 M.Van Splunteren/N.Pohler SilverC Lamborghini Huracan GT3	Attempto Racing	19	1:26.471	2.114	0.291	163.0	10:40:06
28 74 K.Ceccon/F.Stippler Audi R8 LMS	ISR	6	1:26.499	2.142	0.028	162.9	10:18:35
29 11 M.Broniszewski/G.Piccini PRO-A Ferrari 488 GT3	Kessel Racing	6	1:26.645	2.288	0.146	162.7	9:48:53
30 55 L.Case/P.Quaffe SilverC Ferrari 488 GT3	AF Corse	6	1:26.883	2.526	0.238	162.2	9:48:49
31 39 P.Bhimbhakdi/C.Van Dam PRO-A Ferrari 488 GT3	Spirit Of Race	25	1:27.426	3.069	0.543	161.2	10:39:18
32 89 C.Bourrel/J.Belloc PRO-A Mercedes-AMG GT3	Kessel Racing TP12	24	1:27.958	3.601	0.532	160.2	10:40:02
33 24 C.Wood/M.Hellstekangas SilverC Lamborghini Reiter Gallardo R-EX	AKKA ASP	5	1:28.494	4.137	0.536	159.3	9:48:42
	Reiter Young Stars						
	Reiter Engineering						

Classification limit: 120% Time: 1:41.228

Subject to final scrutineering!

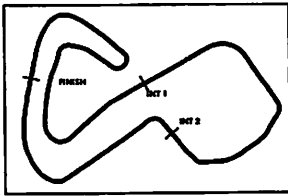
Publication time:	Race Director: Alain Adam	Timekeeper: Steffen Ruhl
-------------------	---------------------------	--------------------------

ver: 1.0

www.blancpain-gt-series.com

Page 2 / 2 printed: 6.5.2017 10:42





Blancpain GT Series Sprint Cup



Sector List Free Practice 1

Provisional

Brands Hatch, Length: 3916m

Air temperature: 13.22°C

Track temperature: 17.54°C

Weather condition: Dry

Saturday, May 06, 2017 9:40:00

Lap	Time	SE1	SP1	SE2	SP2	SE3	SP3	TSP	Lap	Time	SE1	SP1	SE2	SP2	SE3	SP3	TSP
8	1:26.257	27.442	191	38.221	167	20.594	225	234	19	1:26.923	27.273	191	38.264	156	21.386	225	236
9	2:41.891	27.345	192	38.393	163	1:36.153		235	20	1:25.933	27.332	193	38.049	173	20.552	227	235
10	1:43.915	40.429	172	41.466	130	22.020	225	229	21		28.962	177	40.946	132			231
11	1:28.871	28.215	191	39.337	148	21.319	223	234									

8 Soucek, ESP / Soulet, BEL

theoretical besttime: 1:26.016

1	30:28.826					30:28.826			10	3:48.391	27.337	194	38.129	161	2:42.925		234
2	4:40.481	37.897	185	40.770	141	3:21.814		235	11	1:37.953	34.742	190	42.222	156	20.989	227	234
3	1:38.279	37.230	189	39.602	159	21.447	226	233	12	1:29.313	27.974	188	40.169	160	21.170	226	235
4	1:28.781	28.284	190	39.517	160	20.980	228	234	13	1:26.892	27.779	190	38.422	166	20.691	227	236
5	1:27.823	27.837	190	38.592	158	21.394	226	236	14	1:29.802	27.670	192	41.223	161	20.909	228	237
6	1:27.831	28.368	190	38.641	160	20.822	226	233	15	1:26.864	27.582	191	38.434	166	20.848	228	236
7	1:26.868	27.657	192	38.415	167	20.796	224	234	16	1:26.389	27.422	192	38.269	166	20.698	225	235
8	1:26.646	27.624	193	38.409	164	20.613	227	233	17	1:26.493	27.553	193	38.314	170	20.626	227	236
9	1:26.180	27.427	193	38.066	161	20.687	228	235	18	1:26.689	27.414	192	38.598	165	20.677	229	235

11 Broniszewski, POL / Piccini, ITA

theoretical besttime: 1:26.645

1	1:24.406					1:24.406			5	1:27.857	27.981	193	38.943	163	20.933	224	231
2	1:36.713	34.427	188	40.655	152	21.631	219	228	6	1:26.645	27.494	191	38.378	163	20.773	223	231
3	1:29.860	28.374	191	39.886	143	21.600	222	234	7								
4	1:27.687	27.914	192	38.871	161	20.902	224	231		20:57.411							

17 Leonard, GBR / Frijns, NLD

theoretical besttime: 1:25.102

1	1:49.010	47.094	178	40.575	159	21.341	220	227	12	1:26.200	27.330	187	38.195	173	20.675	224	232
2	1:28.925	27.990	186	39.871	165	21.064	219	229	13	4:17.067	27.785	188	40.824	172	3:08.458		233
3	1:27.232	27.528	188	38.868	167	20.836	221	230	14	1:32.454	32.852	187	38.699	174	20.903	224	230
4	26:37.220	27.650	188	39.459	165	25:30.111		228	15	1:26.340	27.167	189	38.466	162	20.707	224	232
5	1:34.546	32.987	182	39.999	152	21.560	219	228	16	1:26.339	27.987	189	37.847	168	20.505	223	232
6	1:27.027	27.517	188	38.640	166	20.870	224	232	17	1:25.522	27.050	187	38.025	171	20.447	222	232
7	1:26.805	27.278	188	38.760	167	20.767	222	230	18	1:26.212	27.305	191	38.357	170	20.550	224	231
8	1:29.389	27.332	189	38.659	165	23.398	223	230	19	1:25.465	27.377	191	37.669	170	20.419	224	233
9	1:26.466	27.346	188	38.453	168	20.667	224	230	20	1:25.682	27.034	190	37.969	180	20.679	224	233
10	1:26.535	27.383	188	38.560	172	20.592	222	229	21	1:26.092	27.601	190	37.958	169	20.533	225	233
11	1:26.403	27.383	189	38.457	172	20.563	221	230	22	1:25.290	27.014	191	37.816	175	20.460	225	231

19 Perez Companc, ARG / Siedler, AUT

theoretical besttime: 1:24.862

1	2:13.544	1:05.586	134	44.414	117	23.544	224	228	14	1:26.075	27.341	192	38.119	161	20.615	226	235
2	1:30.707	28.884	187	39.979	149	21.844	225	236	15	2:39.159	27.458	191	37.907	163	1:33.794		233
3	1:29.224	28.744	191	39.403	165	21.077	226	235	16	1:38.998	37.504	185	40.218	153	21.276	226	235
4	1:27.291	27.407	193	38.944	165	20.940	228	236	17	1:25.427	27.336	193	37.707	169	20.384	227	234
5	1:27.581	27.193	191	39.205	151	21.183	227	238	18	1:25.275	26.967	193	37.941	166	20.367	227	233
6	1:27.376	27.398	187	38.745	165	21.233	224	233	19	1:44.255	29.032	183	51.353	104	23.870	227	140
7	20:48.837	28.835	190	40.782	141	19:39.220		236	20	1:25.706	27.179	192	37.528	171	20.999	226	235
8	1:44.151	39.415	179	43.025	153	21.711	222	213	21	1:29.009	27.198	192	40.439	139	21.372	226	236
9	1:30.057	29.023	185	39.834	158	21.200	225	234	22	1:25.375	27.013	193	37.908	166	20.454	227	234
10	1:28.492	27.538	193	39.765	168	21.189	226	235	23	1:28.857	27.431	189	39.755	149	21.671	227	234
11	2:39.839	27.893	191	39.887	163	1:32.059		234	24	1:25.576	27.185	193	37.860	165	20.531	226	234
12	1:37.166	37.864	190	38.523	158	20.779	226	232	25		27.173	192	37.973	164			235
13	1:26.109	27.262	190	38.143	160	20.704	227	234									

24 Wood, AUS / Helistekangas, FIN

theoretical besttime: 1:28.012

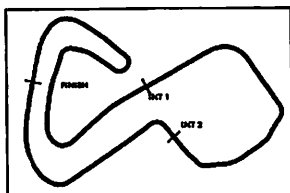
1	2:40.541	1:33.124	158	44.636	136	22.781	221	216	14	1:38.368	30.325	183	44.438	141	23.605	220	220
2	1:32.923	30.195	184	40.983	150	21.745	222	230	15	1:38.983	30.228	182	45.047	138	23.708	219	225
3	1:31.488	29.147	192	40.217	147	22.124	225	234	16	1:33.505	29.906	191	41.551	152	22.048	222	225
4	1:28.809	28.376	190	39.338	160	21.095	225	235	17	1:32.981	29.580	193	41.314	152	22.087	222	230
5	1:28.494	28.328	192	39.248	163	20.918	225	233	18	1:33.477	29.479	189	41.825	151	22.173	222	228
6	1:28.719	28.592	192	39.355	164	20.772	225	234	19	1:32.725	29.521	184	41.243	154	21.961	222	230
7	18:02.455	29.126	191	39.916	156	16:53.413		234	20	1:37.783	30.133	191	43.374	146	24.276	224	228
8	3:45.101	2:38.362	177	43.850	144	22.889	200	210	21	1:35.432	29.664	190	43.482	133	22.286	223	232
9	1:30.660	29.757	187	39.799	163	21.104	224	234	22	1:33.974	30.936	190	40.575	154	22.463	217	233
10	1:30.463	28.771	179	41.011	164	20.681	227	209	23	1:31.541	29.255	193	40.421	161	21.865	222	234
11	2:51.462	28.083	191	39.314	165	1:44.065		234	24	1:32.625	29.334	192	40.594	149	22.697	219	233

ver: 1.0

www.blancpain-gt-series.com

Page 2/7 printed: 6.5.2017 10:42





Blancpain GT Series Sprint Cup

Sector List Free Practice 1

Provisional



Brands Hatch, Length: 3916m

Air temperature: 13.22°C

Track temperature: 17.54°C

Weather condition: Dry

Saturday, May 06, 2017 9:40:00

Lap	Time	SE1	SP1	SE2	SP2	SE3	SP3	TSP	Lap	Time	SE1	SP1	SE2	SP2	SE3	SP3	TSP
6	1:26.663	27.697	193	38.276	164	20.690	224	234	18	1:27.926	27.899	191	38.852	159	21.175	225	234
7	1:26.698	27.632	192	38.487	163	20.579	224	234	19	1:27.488	27.836	191	38.750	158	20.902	225	235
8	20:59.202	27.939	193	40.304	150	19:50.959		230	20	1:26.661	27.595	193	38.343	157	20.723	225	236
9	1:38.432	36.149	190	39.549	144	22.734	225	234	21	1:26.434	27.509	191	38.208	166	20.717	225	235
10	1:25.773	27.117	195	38.062	167	20.594	226	235	22	1:26.279	27.284	193	38.323	163	20.672	226	235
11	1:26.507	27.421	193	38.027	161	21.059	225	235	23		27.766	190	39.135	152			234
12	1:26.105	27.243	193	38.094	163	20.768	225	236									

55 Case, ITA / Quaife, GBR

theoretical besttime: 1:26.668

1	1:10.731					1:10.731			15	1:29.412	28.785	190	39.655	167	20.972	224	
2	1:44.843	40.002	175	42.601	134	22.240	218		16	1:29.666	27.903	190	40.790	163	20.973	223	
3	1:29.978	28.821	192	39.779	150	21.378	221		17	1:28.668	28.302	187	39.462	169	20.904	222	
4	1:28.820	28.166	192	39.426	154	21.228	220		18	1:27.684	27.635	190	39.187	171	20.862	223	
5	1:27.713	27.815	192	38.826	158	21.072	220		19	1:27.044	27.681	191	38.647	172	20.716	223	
6	1:26.883	27.494	191	38.526	164	20.863	222		20	1:27.784	27.566	189	39.343	167	20.875	224	
7	1:27.081	27.530	191	38.626	164	20.925	221		21	1:27.406	27.782	191	38.917	171	20.707	223	
8	20:37.507	32.429	118	46.717	131	19:18.361			22	2:54.270	29.967	147	41.812	149	1:42.491		
9	1:40.522	37.126	183	41.316	147	22.080	221		23	1:37.535	37.446	193	39.032	160	21.057	224	
10	1:30.348	28.555	187	40.123	157	21.670	223		24	1:26.961	27.665	190	38.467	164	20.829	224	
11	1:30.966	28.413	188	40.110	154	22.443	224		25	1:27.344	27.693	193	38.679	161	20.972	223	
12	1:29.425	28.147	190	39.717	162	21.561	222		26	1:27.512	27.694	192	38.825	162	20.993	222	
13	1:30.439	29.169	189	39.407	170	21.863	225		27	1:27.381	27.694	192	38.681	167	21.006	224	
14	1:28.285	27.907	188	39.302	165	21.076	222										

58 Barnicoat, GBR / Parente, PRT

theoretical besttime: 1:25.742

1	30:49.622					30:49.622			10	1:35.387	33.522	188	40.300	156	21.565	222	227
2	1:43.000	38.300	159	42.260	150	22.440	224	211	11	1:28.075	28.026	189	39.083	161	20.966	224	233
3	1:27.594	28.065	191	38.787	160	20.742	224	233	12	1:26.967	27.657	192	38.574	167	20.736	224	233
4	1:27.149	27.451	192	39.010	165	20.688	224	231	13	1:26.524	27.358	193	38.483	175	20.683	223	234
5	1:27.592	28.785	191	38.170	169	20.637	225	231	14	1:26.358	27.379	191	38.273	171	20.706	225	235
6	1:25.980	27.500	192	37.920	163	20.560	225	233	15	1:30.295	27.467	192	42.096	161	20.732	224	215
7	1:25.792	27.352	192	37.915	166	20.525	225	233	16	1:26.073	27.407	193	38.149	169	20.517	225	234
8	1:33.498	29.891	190	39.417	115	24.190	225	233	17	1:26.365	27.310	193	38.280	154	20.775	224	234
9	7:40.863	27.890	193	39.164	161	6:33.809		233									

59 Watson, GBR / Bell, GBR

theoretical besttime: 1:25.263

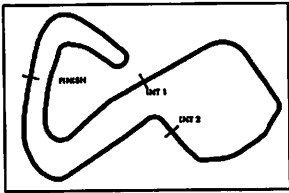
1	1:59.360					1:59.360			10	5:35.653	27.053	194	37.942	163	4:30.658		235
2	28:39.672	35.135	184	47.692	124	27:16.845		206	11	1:30.718	32.062	190	38.084	165	20.572	225	232
3	1:37.854	36.240	185	40.295	153	21.319	223	232	12	1:25.669	26.971	194	37.990	169	20.708	223	230
4	1:27.040	27.635	192	38.446	161	20.959	224	233	13	1:27.796	26.953	194	37.738	170	23.105	224	233
5	1:30.738	27.183	192	41.489	156	22.066	226	233	14	1:28.264	27.091	193	38.175	157	22.998	224	233
6	1:26.490	27.363	193	38.290	165	20.837	225	233	15	1:27.181	27.027	194	39.035	158	21.119	224	234
7	1:26.116	27.263	193	38.140	168	20.713	226	235	16	1:25.839	27.156	193	37.753	173	20.930	225	234
8	1:28.460	27.213	193	39.958	140	21.289	225	228	17	1:29.369	27.102	194	40.254	127	22.013	225	234
9	1:26.042	27.226	194	38.113	170	20.703	223	235	18		27.080	194	38.051	165			234

63 Engelhart, DEU / Bortolotti, ITA

theoretical besttime: 1:24.639

1	30:20.297					30:20.297			11	1:26.228	27.523	195	38.102	170	20.603	227	235
2	1:38.292	36.833	175	40.544	152	20.915	225	231	12	1:25.985	27.437	195	37.909	170	20.639	227	235
3	1:26.165	27.577	190	38.194	164	20.394	227	236	13	3:12.978	27.171	191	38.933	164	2:06.874		235
4	1:25.228	27.119	192	37.903	173	20.206	230	236	14	1:31.532	32.130	189	38.484	160	20.918	228	235
5	1:24.843	26.920	191	37.748	174	20.175	229	236	15	1:26.084	27.341	196	38.121	168	20.622	228	236
6	2:27.704	27.114	191	40.342	165	1:20.248		234	16	1:25.461	27.185	192	37.798	170	20.478	226	237
7	1:36.968	36.000	190	39.576	157	21.392	226	235	17	1:25.343	27.201	193	37.739	173	20.403	229	234
8	1:27.108	27.458	193	38.615	161	21.035	228	236	18	1:25.320	27.179	193	37.689	173	20.452	228	237
9	1:26.755	27.547	194	38.473	165	20.735	225	236	19	1:26.247	27.210	194	38.386	167	20.651	228	235
10	1:26.842	27.341	193	38.112	165	21.389	226	235	20	1:25.149	27.255	194	37.544	176	20.350	229	237





Blancpain GT Series Sprint Cup

Sector List Free Practice 1

Provisional



Brands Hatch, Length: 3916m
Air temperature: 13.22°C
Track temperature: 17.54°C
Weather condition: Dry

Saturday, May 06, 2017 9:40:00

Lap	Time	SE1	SP1	SE2	SP2	SE3	SP3	TSP	Lap	Time	SE1	SP1	SE2	SP2	SE3	SP3	TSP
66 Venturini, ITA / Mapelli, ITA									theoretical besttime: 1:25.308								
1	30:50.740					30:50.740			11	1:28.232	27.813	192	39.385	168	21.034	222	233
2	1:40.477	37.228	182	41.447	144	21.802	223	230	12	1:27.949	27.648	192	39.197	169	21.104	222	233
3	1:29.679	28.412	188	39.496	167	21.771	225	231	13	1:27.596	27.669	191	38.980	165	20.947	225	233
4	1:30.530	27.354	190	39.107	166	24.069	223	234	14	1:27.183	27.603	193	38.623	174	20.957	223	233
5	1:27.374	27.292	190	39.398	165	20.684	225	233	15	1:27.499	27.520	192	39.041	169	20.938	224	233
6	1:25.582	27.395	191	37.914	177	20.273	225	233	16	1:26.681	27.443	192	38.393	171	20.845	225	234
7	3:56.973	27.121	188	38.050	179	2:51.802		233	17	1:27.053	27.461	192	38.396	171	21.196	224	234
8	1:40.201	35.741	187	42.128	142	22.332	219	228	18	1:27.120	27.463	193	38.684	165	20.973	223	234
9	1:33.915	31.815	150	40.563	151	21.537	222	233	19	1:28.661	28.863	193	38.874	169	20.924	224	234
10	1:30.618	29.349	190	39.952	159	21.317	222	233									

67 Van Splunteren, NLD / Pohler, DEU									theoretical besttime: 1:26.245								
1	2:15.401	1:10.656	113	42.965	140	21.780	218	226	11	1:28.456	27.732	189	39.125	156	21.599	223	232
2	1:30.577	28.752	189	40.382	156	21.443	219	232	12	1:27.434	28.392	190	38.301	164	20.741	223	232
3	1:28.476	28.032	191	39.535	164	20.909	221	232	13	1:27.241	27.500	189	39.076	174	20.665	222	233
4	1:28.066	28.272	188	38.923	156	20.871	221	232	14	1:27.081	27.874	191	38.335	167	20.872	224	232
5	1:26.983	27.331	192	38.745	162	20.907	223	231	15	12:43.069	27.968	191	40.472	165	11:34.629		233
6	1:27.539	28.451	189	38.317	163	20.771	221	232	16	1:34.480	33.703	187	39.433	164	21.344	219	228
7	21:23.192	28.469	189	40.527	134	20:14.196		230	17	1:27.653	27.479	189	38.857	156	21.317	221	231
8	1:39.290	35.833	179	41.524	149	21.933	219	224	18	1:27.034	27.402	191	38.660	160	20.972	219	230
9	1:28.946	28.312	189	39.110	165	21.524	219	231	19	1:26.471	27.279	190	38.466	164	20.726	221	230
10	1:28.208	28.250	189	38.959	159	20.999	225	231									

74 Ceccon, ITA / Stippler, DEU									theoretical besttime: 1:26.272								
1	30:43.171					30:43.171			9	1:44.932	38.382	154	44.062	126	22.488	221	197
2	1:47.123	39.843	150	44.450	134	22.830	218	195	10	1:33.364	30.594	183	40.891	146	21.879	222	223
3	1:33.632	31.299	186	40.676	152	21.657	224	228	11	1:34.144	32.037	160	40.624	149	21.483	222	230
4	1:37.237	32.364	110	43.280	110	21.593	223	190	12	1:28.693	28.153	188	39.372	158	21.168	223	231
5	1:26.953	27.619	188	38.613	169	20.721	226	232	13	1:27.701	27.949	190	38.818	163	20.934	224	233
6	1:26.499	27.440	190	38.189	170	20.870	226	234	14	1:27.949	28.014	190	38.938	164	20.997	223	232
7	1:26.559	27.382	188	38.232	169	20.945	225	234	15	1:27.222	27.750	191	38.650	170	20.822	222	233
8	8:55.369	27.688	191	38.232	170	7:49.449		234	16	1:26.768	27.531	189	38.536	166	20.701	223	232

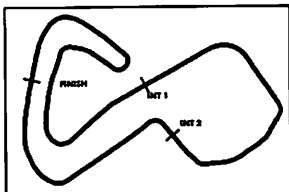
75 Schmid, AUT / Salaquarda, CZE									theoretical besttime: 1:25.073								
1	1:46.935	42.786	161	41.567	127	22.582	182	227	13	1:26.599	27.547	190	38.293	170	20.759	223	235
2	1:32.864	30.618	188	40.492	114	21.754	223	234	14	4:38.499	27.306	192	39.261	163	3:31.932		233
3	4:05.232	29.047	186	40.460	151	2:55.725		233	15	1:37.710	32.621	191	42.399	148	22.690	220	185
4	1:39.882	35.662	133	43.215	160	21.005	223	195	16	1:26.188	26.971	193	38.553	159	20.664	225	232
5	21:28.569	28.390	158	39.490	160	20:20.689		230	17	1:25.431	26.866	193	38.098	170	20.467	225	234
6	1:39.820	36.808	185	41.375	147	21.637	219	228	18	1:29.667	27.780	172	40.458	151	21.429	225	207
7	1:28.069	28.085	188	39.100	165	20.884	223	233	19	1:25.387	27.059	193	37.776	158	20.552	226	234
8	1:28.111	27.817	186	39.365	159	20.929	225	233	20	1:25.084	26.877	193	37.768	168	20.439	226	235
9	1:29.154	27.518	190	40.708	160	20.928	226	236	21	1:31.232	27.081	191	40.690	136	23.461	225	235
10	1:26.975	27.676	190	38.639	171	20.660	224	235	22	1:26.906	26.987	191	38.053	167	21.866	227	235
11	1:27.227	27.903	186	38.504	170	20.820	224	234	23		27.478	192	39.030	155			233
12	1:26.609	27.545	190	38.423	170	20.641	224	235									

84 Buhk, DEU / Perera, FRA									theoretical besttime: 1:25.056								
1	30:18.596					30:18.596			11	1:38.032	36.655	189	40.233	158	21.144	222	230
2	1:42.817	38.308	173	42.678	146	21.831	220	216	12	1:27.698	27.883	190	38.970	170	20.845	220	230
3	1:28.649	28.213	188	39.422	161	21.014	222	229	13	1:26.374	27.320	191	38.327	167	20.727	222	230
4	1:27.583	28.088	187	38.875	167	20.620	223	229	14	1:26.210	27.607	190	37.888	170	20.715	222	231
5	1:26.564	27.374	190	38.608	168	20.582	222	228	15	1:25.883	27.401	191	37.868	173	20.614	223	231
6	1:25.616	27.246	190	37.969	171	20.401	223	229	16	1:25.716	27.247	191	37.909	171	20.560	224	231
7	1:25.378	27.091	190	37.748	175	20.539	222	230	17	1:25.652	27.203	192	37.926	168	20.523	224	232
8	1:26.444	27.056	190	38.511	167	20.877	222	230	18	1:26.289	27.564	190	38.136	170	20.589	224	233
9	1:25.096	27.076	191	37.599	175	20.421	223	231	19	1:25.795	27.333	193	37.932	168	20.530	224	233
10	4:04.323	27.138	190	37.929	172	2:59.256		229	20		27.660	192	38.246	169			



BLANCPAIN





Blancpain GT Series Sprint Cup

Sector List Free Practice 1

Provisional



Brands Hatch, Length: 3916m

Air temperature: 13.22°C

Track temperature: 17.54°C

Weather condition: Dry

Saturday, May 06, 2017 9:40:00

Lap	Time	SE1	SP1	SE2	SP2	SE3	SP3	TSP	Lap	Time	SE1	SP1	SE2	SP2	SE3	SP3	TSP
12	1:29.754	28.486	186	39.913	162	21.355	219	228	24	1:27.958	27.535	190	39.386	167	21.037	219	228

90 Meadows, GBR / Marciello, ITA

theoretical besttime: 1:25.872

1	30:26.192					30:26.192			9	1:44.797	40.767	177	42.514	151	21.516	219	223
2	1:44.454	41.013	155	41.631	150	21.810	216	223	10	1:30.330	27.814	186	39.508	168	23.008	220	227
3	1:28.872	28.619	186	39.099	160	21.154	218	226	11	1:27.577	27.340	189	39.131	166	21.106	219	226
4	1:33.071	27.658	188	43.011	82	22.402	219	227	12	1:27.084	27.434	189	38.821	173	20.829	222	227
5	1:27.865	27.267	189	38.673	158	22.025	221	226	13	1:32.715	27.582	190	44.087	166	21.046	221	175
6	1:25.970	27.234	187	38.086	169	20.650	220	227	14	1:28.338	27.554	190	38.428	171	22.356	222	227
7	1:27.834	27.310	188	39.070	155	21.454	219	228	15	1:26.098	27.323	190	38.116	175	20.659	220	228
8	9:11.952	27.279	188	38.312	164	8:06.361		228	16	1:26.025	27.293	190	38.180	175	20.552	221	227

98 Paltala, FIN / Krohn, FIN

theoretical besttime: 1:25.025

1	6:33.846	1:17.638	185	40.588	153	4:35.620		228	11	1:26.172	27.682	191	38.087	170	20.403	225	232
2	1:40.824	36.337	127	41.889	157	22.598	222	228	12	3:28.127	27.378	192	40.969	148	2:19.780		231
3	1:25.838	27.321	189	38.026	171	20.491	222	231	13	1:37.599	35.297	190	40.297	154	22.005	224	230
4	2:38.557	27.451	191	42.201	140	20:28.905		231	14	1:27.767	28.055	191	38.966	169	20.746	224	230
5	1:36.031	35.019	178	40.005	160	21.007	221	227	15	1:27.011	27.510	191	38.393	175	21.108	224	229
6	1:26.251	27.670	190	38.111	171	20.470	225	230	16	1:26.452	27.272	191	38.291	174	20.889	223	231
7	1:25.367	27.227	189	37.714	174	20.426	225	230	17	1:29.669	27.465	192	40.878	152	21.326	221	231
8	1:25.233	27.156	189	37.771	172	20.306	225	230	18	1:27.305	27.631	192	38.881	166	20.793	223	231
9	1:25.430	27.561	190	37.596	175	20.273	225	230	19	1:26.799	27.408	190	38.488	165	20.903	221	232
10	1:26.364	27.332	189	38.004	161	21.028	221	232	20		27.808	192	39.212	162			231

99 Da Costa, PRT / Eng, AUT

theoretical besttime: 1:25.732

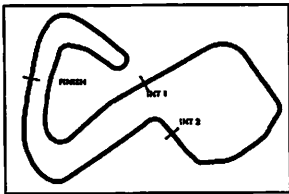
1	30:55.983					30:55.983			10	1:26.176	27.316	191	38.130	169	20.730	225	231
2	1:42.661	36.379	182	42.070	81	24.212	223	220	11	1:27.194	28.176	187	38.308	171	20.710	222	230
3	1:27.808	28.125	184	39.013	171	20.670	224	231	12	4:38.491	27.746	188	38.402	169	3:32.343		230
4	1:27.596	27.532	185	39.069	165	20.995	225	232	13	1:34.452	34.848	190	38.588	175	21.016	223	230
5	1:26.115	27.361	187	38.088	166	20.666	225	231	14	1:26.290	27.532	189	38.121	170	20.637	225	231
6	1:25.823	27.324	189	37.994	173	20.505	225	232	15	1:31.367	27.606	190	38.629	151	25.132	225	233
7	2:40.091	27.233	189	38.084	173	1:34.774		232	16	1:26.352	27.720	189	38.003	174	20.629	225	232
8	1:36.237	35.613	187	39.533	156	21.091	222	230	17	1:26.270	27.474	189	38.021	170	20.775	224	231
9	1:27.459	27.922	188	38.711	170	20.826	224	230	18	1:26.352	27.665	189	38.070	175	20.617	225	231

333 Mattschull, DEU / Keilwitz, DEU

theoretical besttime: 1:25.434

1	2:04.425					2:04.425			14	1:27.658	27.617	189	38.879	168	21.162	223	233
2	1:51.325	41.414	167	45.776	127	24.135	207	213	15	1:27.660	27.546	191	39.122	165	20.992	221	231
3	1:36.960	31.710	175	43.095	140	22.155	218	224	16	1:27.960	27.657	191	39.272	168	21.031	223	232
4	1:33.523	30.687	183	40.978	144	21.858	219	231	17	1:27.992	27.707	191	38.999	165	21.286	221	234
5	1:30.565	28.746	188	40.310	160	21.509	223	228	18	1:28.832	28.143	194	39.582	161	21.107	220	231
6	1:30.109	28.540	187	40.340	156	21.229	220	216	19	4:50.802	27.908	192	39.299	164	3:43.595		232
7	21:08.197	29.990	161	41.955	149	19:56.252		219	20	1:32.875	33.298	192	38.655	157	20.922	223	232
8	1:43.790	38.283	172	43.334	138	22.173	218	202	21	1:27.684	28.659	192	38.243	164	20.782	223	234
9	1:30.591	28.833	189	40.257	159	21.501	210	229	22	1:27.509	27.364	190	39.491	165	20.654	227	231
10	1:29.128	28.391	190	39.566	164	21.171	221	230	23	1:25.846	27.268	191	38.054	166	20.524	226	231
11	1:28.386	27.977	191	39.439	163	20.970	223	230	24	1:25.465	27.040	192	37.870	169	20.555	224	232
12	1:28.118	27.748	191	39.407	164	20.963	222	234	25	1:25.764	27.168	193	38.052	169	20.544	224	232
13	1:27.873	27.759	191	39.086	165	21.028	223	232									





Blancpain GT Series Sprint Cup

Top speed list Free Practice 1

Provisional



Brands Hatch, Length: 3916m

Air temperature: 13.22°C

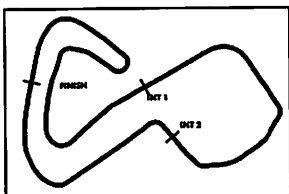
Track temperature: 17.54°C

Weather condition: Dry

Saturday, May 06, 2017 9:40:00

#	Name (NAT)	Team	Car name	Speed	Lap	Race time
19	Ezequiel Perez Companc (ARG)	GRT Grasser Racing Team (AUT)	Lamborghini Huracan GT3	238.93	5	7:23.752
63	Christian Engelhart (DEU)	GRT Grasser Racing Team (AUT)	Lamborghini Huracan GT3	237.88	16	54:25.896
44	Loris Hezemans (NLD)	Strakka Racing (GBR)	McLaren 650 S GT3	237.36	13	37:43.500
8	Andy Soucek (ESP)	Bentley Team M-Sport (GBR)	Bentley Continental GT3	237.36	14	54:37.801
7	Steven Kane (GBR)	Bentley Team M-Sport (GBR)	Bentley Continental GT3	236.84	15	52:02.969
75	Clemens Schmid (AUT)	ISR (CZE)	Audi R8 LMS	236.32	9	35:52.891
24	Marko Helistekangas (FIN)	Reiter Young Stars (DEU)	Lamborghini Reiter Gallardo R-EX	235.80	4	6:29.249
26	Romain Monti (FRA)	Sainteloc Racing (FRA)	Audi R8 LMS	235.80	11	37:32.172
5	Dries Vanthoor (BEL)	Belgian Audi Club Team WRT (BEL)	Audi R8 LMS	235.29	5	6:46.140
42	Lewis Williamson (GBR)	Strakka Motorsport (GBR)	McLaren 650 S GT3	235.29	10	34:33.370
1	Enzo Ide (BEL)	Belgian Audi Club Team WRT (BEL)	Audi R8 LMS	235.29	10	35:41.178
59	Andrew Watson (GBR)	Strakka Racing (GBR)	McLaren 650 S GT3	235.29	7	37:24.166
2	Markus Winkelhock (DEU)	Belgian Audi Club Team WRT (BEL)	Audi R8 LMS	235.29	15	54:41.380
58	Ben Barnicoat (GBR)	Strakka Racing (GBR)	McLaren 650 S GT3	235.29	14	55:41.222
3	Jake Dennis (GBR)	Team WRT (BEL)	Audi R8 LMS	235.29	25	58:21.024
74	Frank Stippler (DEU)	ISR (CZE)	Audi R8 LMS	234.78	8	40:44.648
333	Alexander Mattschull (DEU)	Rinaldi Racing (DEU)	Ferrari 488 GT3	234.78	17	45:30.002
66	Giovanni Venturini (ITA)	Attempto Racing (DEU)	Lamborghini Huracan GT3	234.78	16	55:07.804
11	Michael Broniszewski (POL)	Kessel Racing (CHE)	Ferrari 488 GT3	234.27	3	3:45.421
17	Stuart Leonard (GBR)	Team WRT (BEL)	Audi R8 LMS	233.76	13	43:49.501
39	Carlo Van Dam (NLD)	Kessel Racing TP12 (CHE)	Ferrari 488 GT3	233.76	22	54:10.412
84	Maximilian Buhk (DEU)	Mercedes-AMG Team HTP Motorsport (DEU)	Mercedes-AMG GT3	233.76	19	58:36.015
67	Nicolas Pohler (DEU)	Attempto Racing (DEU)	Lamborghini Huracan GT3	233.26	13	39:15.960
99	Felix Antonio Da Costa (PRT)	Rowe Racing (DEU)	BMW M6 GT3	233.26	15	55:25.944
98	Markus Palittala (FIN)	Rowe Racing (DEU)	BMW M6 GT3	232.25	10	39:20.541
86	Jimmy Eriksson (FIN)	HTP Motorsport (DEU)	Mercedes-AMG GT3	231.75	16	56:30.345
87	Jules Gounon (FRA)	AKKA ASP (FRA)	Mercedes-AMG GT3	231.26	20	55:03.337
88	Daniel Juncadella (ESP)	AKKA ASP (FRA)	Mercedes-AMG GT3	231.26	18	58:24.435
85	Jules Szymkowiak (NLD)	HTP Motorsport (DEU)	Mercedes-AMG GT3	230.27	17	50:28.091
89	Jean-Philippe Bellloc (FRA)	AKKA ASP (FRA)	Mercedes-AMG GT3	230.27	20	53:17.748
90	Michael Meadows (GBR)	AKKA ASP (FRA)	Mercedes-AMG GT3	228.32	7	38:49.958
27		Orange 1 Team Lazarus (ITA)	Lamborghini Huracan GT3			
55		AF Corse (ITA)	Ferrari 488 GT3			





Blancpain GT Series Sprint Cup

Class Result List Free Practice 1

Provisional



Brands Hatch, Length: 3916m

Air temperature: 13.22°C

Track temperature: 17.54°C

Weather condition: Dry

Saturday, May 06, 2017 9:40:00

started : 33 classified : 33 not classified : 0

Nr. Drivers	Team	Lap	Best Time	Gap	Diff	Kph	Day Time
Car	Competitor						

CLASS: PRO-AM

Started: 5

Classified: 5

Not Classified: 0

1	87	J.Beaubellique/J.Gounon	Mercedes-AMG GT3	AKKA ASP	AKKA ASP	22	1:25.361				165.1	10:38:48
2	333	A.Mattschull/D.Keilwitz	Ferrari 488 GT3	Rinaldi Racing	Rinaldi Racing	24	1:25.465	0.104	0.104	164.9		10:39:53
3	11	M.Broniszewski/G.Piccini	Ferrari 488 GT3	Kessel Racing	Kessel Racing	6	1:26.645	1.284	1.180	162.7		9:48:53
4	39	P.Bhirombhakdi/C.Van Dam	Ferrari 488 GT3	Kessel Racing TP12	Kessel Racing	25	1:27.426	2.065	0.781	161.2		10:39:18
5	89	C.Bouret/J.Beilloc	Mercedes-AMG GT3	AKKA ASP	AKKA ASP	24	1:27.958	2.597	0.532	160.2		10:40:02

Classification limit: 120% Time: 1:42.433

CLASS: Silver Cup

Started: 5

Classified: 5

Not Classified: 0

1	85	J.Szymkowiak/F.Schiller	Mercedes-AMG GT3	HTP Motorsport	HTP Motorsport	16	1:24.762				166.3	10:29:45
2	42	D.Fumanelli/L.Williamson	McLaren 650 S GT3	Strakka Motorsport	Strakka Motorsport	13	1:25.080	0.318	0.318	165.6		10:29:04
3	67	M.Van Splunteren/N.Pohler	Lamborghini Huracan GT3	Attempto Racing	Attempto Racing	19	1:26.471	1.709	1.391	163.0		10:40:06
4	55	L.Case/P.Quaife	Ferrari 488 GT3	AF Corse	Spirit Of Race	6	1:26.883	2.121	0.412	162.2		9:48:49
5	24	C.Wood/M.Heliste kangas	Lamborghini Reiter Gallardo R-EX	Reiter Young Stars	Reiter Engineering	5	1:28.494	3.732	1.611	159.3		9:48:42

Classification limit: 120% Time: 1:41.714

Subject to final scrutineering!

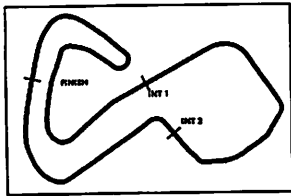
Publication time:	Race Director: Alain Adam	Timekeeper: Steffen Ruhl
-------------------	---------------------------	--------------------------

ver: 1.0

www.blancpain-gt-series.com

Page 1/ 1 printed: 6.5.2017 10:42





Blancpain GT Series Sprint Cup

Pit Stops Free Practice 1

Provisional

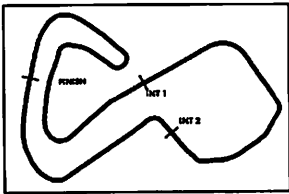


Brands Hatch, Length: 3916m
 Air temperature: 13.22°C
 Track temperature: 17.54°C
 Weather condition: Dry

Saturday, May 06, 2017 9:40:00

Nr	Driver in	Day time in	Time in	Driver out	Day time out	Time out	Reason	Nett Time
98	Jesse Krohn	9:42:19.022	2:18.888	Jesse Krohn	9:46:35.804	6:35.670		4:16.782
59	Andrew Watson	9:43:46.582	3:46.448	Andrew Watson	10:10:40.993	30:40.859		26:54.411
75	Filip Salaquarda	9:44:50.615	4:50.481	Filip Salaquarda	9:47:27.018	7:26.884		2:36.403
17	Stuart Leonard	9:46:12.021	6:11.887	Stuart Leonard	10:11:24.347	31:24.213		25:12.326
27	Fabrizio Crestani	9:47:43.220	7:43.086	Fabrizio Crestani	10:10:19.415	30:19.281		22:36.195
1	Enzo Ide	9:49:21.987	9:21.853	Enzo Ide	10:10:29.441	30:29.307		21:07.454
26	Romain Monti	9:49:33.968	9:33.834	Romain Monti	10:10:40.063	30:39.929		21:06.095
5	Dries Vanthoor	9:50:20.146	10:20.012	Dries Vanthoor	10:11:32.708	31:32.574		21:12.562
85	Fabian Schiller	9:50:31.773	10:31.639	Jules Szymkowiak	10:11:37.404	31:37.270		21:05.631
75	Filip Salaquarda	9:50:34.917	10:34.783	Clemens Schmid	10:10:35.463	30:35.329		20:00.546
3	Pieter Schothorst	9:50:57.436	10:57.302	Pieter Schothorst	10:10:17.105	30:16.971		19:19.669
19	Ezequiel Perez Companc	9:51:07.244	11:07.110	Ezequiel Perez Companc	10:10:26.502	30:26.368		19:19.258
67	Max Van Splunteren	9:51:08.209	11:08.075	Nicolas Pohler	10:11:02.220	31:02.086		19:54.011
98	Jesse Krohn	9:51:11.768	11:11.634	Jesse Krohn	10:11:21.022	31:20.888		20:09.254
89	Christophe Bourret	9:51:17.459	11:17.325	Christophe Bourret	10:10:38.963	30:38.829		19:21.504
39	Piti Bhirombhakdi	9:51:27.440	11:27.306	Piti Bhirombhakdi	10:10:25.182	30:25.048		18:57.742
42	Lewis Williamson	9:51:30.470	11:30.336	Lewis Williamson	10:10:49.123	30:48.989		19:18.653
87	Jean-Luc Beaubelique	9:51:34.093	11:33.959	Jean-Luc Beaubelique	10:10:59.136	30:59.002		19:25.043
44	Loris Hezemans	9:51:35.077	11:34.943	Loris Hezemans	10:11:05.790	31:05.656		19:30.713
333	Alexander Mattschull	9:51:39.791	11:39.657	Alexander Mattschull	10:11:17.071	31:16.937		19:37.280
24	Marko Helistekangas	9:51:43.951	11:43.817	Marko Helistekangas	10:10:15.782	30:15.648		18:31.831
55	Phil Quaife	9:52:00.592	12:00.458	Lorenzo Case	10:10:55.525	30:55.391		18:54.933
11	Michael Broniszewski	10:10:35.387	30:35.253					3:03.935
8	Maxime Soulet	10:12:07.331	32:07.197	Maxime Soulet	10:15:11.266	35:11.132		1:04.342
2	Markus Winkelhock	10:12:23.929	32:23.795	Markus Winkelhock	10:13:28.271	33:28.137		3:19.843
1	Enzo Ide	10:16:23.038	36:22.904	Christopher Mies	10:19:42.881	39:42.747		1:26.370
24	Marko Helistekangas	10:16:26.994	36:26.860	Caitlin Wood	10:17:53.364	37:53.230		1:15.517
19	Ezequiel Perez Companc	10:16:34.267	36:34.133	Norbert Siedler	10:17:49.784	37:49.650		9:21.568
42	Lewis Williamson	10:16:41.987	36:41.853	Lewis Williamson	10:26:03.555	46:03.421		2:06.175
27	Fabrizio Crestani	10:17:39.832	37:39.698	Gustavo Yacaman	10:19:46.007	39:45.873		1:03.567
63	Mirko Bortolotti	10:17:40.860	37:40.726	Mirko Bortolotti	10:18:44.427	38:44.293		3:28.478
5	Dries Vanthoor	10:18:43.621	38:43.487	Dries Vanthoor	10:22:12.099	42:11.965		2:30.963
3	Pieter Schothorst	10:19:05.861	39:05.727	Jake Dennis	10:21:36.824	41:36.690		2:08.817
88	Felix Serralles	10:19:35.048	39:34.914	Felix Serralles	10:21:43.865	41:43.731		3:50.126
26	Romain Monti	10:19:40.912	39:40.778	Christopher Haase	10:23:31.038	43:30.904		2:35.178
66	Marco Mapelli	10:19:48.144	39:48.010	Giovanni Venturini	10:22:23.322	42:23.188		1:17.619
99	Philipp Eng	10:19:50.417	39:50.283	Felix Antonio Da Costa	10:21:08.036	41:07.902		5:03.160
44	Loris Hezemans	10:19:51.549	39:51.415	Loris Hezemans	10:24:54.709	44:54.575		4:10.118
87	Jean-Luc Beaubelique	10:20:15.137	40:15.003	Jules Gounon	10:24:25.255	44:25.121		4:54.957
85	Jules Szymkowiak	10:20:29.325	40:29.191	Jules Szymkowiak	10:25:24.282	45:24.148		7:49.351
90	Michael Meadows	10:20:58.940	40:58.806	Raffaele Marciello	10:28:48.291	48:48.157		7:32.172
74	Frank Stippler	10:21:26.345	41:26.211	Kevin Ceccon	10:28:58.517	48:58.383		1:36.515
2	Markus Winkelhock	10:22:23.062	42:22.928	Markus Winkelhock	10:23:59.577	43:59.443		1:19.135
7	Vincent Abril	10:22:23.932	42:23.798	Vincent Abril	10:23:43.067	43:42.933		





Blancpain GT Series Sprint Cup

Pit Stops Free Practice 1

Provisional



Brands Hatch, Length: 3916m
 Air temperature: 13.22°C
 Track temperature: 17.54°C
 Weather condition: Dry

Saturday, May 06, 2017 9:40:00

Nr	Driver in	Day time in	Time in	Driver out	Day time out	Time out	Reason	Nett Time
59	Andrew Watson	10:22:25.958	42:25.824	Andrew Watson	10:26:39.383	46:39.249		4:13.425
1	Christopher Mies	10:22:40.351	42:40.217	Christopher Mies	10:28:19.349	48:19.215		5:38.998
58	Alvaro Parente	10:22:47.522	42:47.388	Ben Barnicoat	10:29:03.047	49:02.913		6:15.525
67	Nicolas Pohler	10:22:54.295	42:54.161	Max Van Splunteren	10:34:11.931	54:11.797		11:17.636
98	Jesse Krohn	10:22:57.977	42:57.843	Markus Palttala	10:24:59.997	44:59.863		2:02.020
84	Franck Perera	10:23:30.567	43:30.433	Maximilian Buhk	10:26:13.059	46:12.925		2:42.492
19	Norbert Siedler	10:23:41.666	43:41.532	Norbert Siedler	10:24:57.518	44:57.384		1:15.852
86	Dominik Baumann	10:23:42.843	43:42.709	Jimmy Eriksson	10:27:58.639	47:58.505		4:15.796
75	Clemens Schmid	10:23:51.789	43:51.655	Filip Salaquarda	10:27:06.527	47:06.393		3:14.738
39	Piti Bhirombhakdi	10:24:15.208	44:15.074	Piti Bhirombhakdi	10:25:40.303	45:40.169		1:25.095
17	Stuart Leonard	10:24:32.882	44:32.748	Robin Frijns	10:27:24.797	47:24.663		2:51.915
89	Christophe Bourret	10:24:36.402	44:36.268	Jean-Philippe Belloc	10:27:48.716	47:48.582		3:12.314
88	Felix Serralles	10:26:05.397	46:05.263	Felix Serralles	10:27:19.750	47:19.616		1:14.353
8	Andy Soucek	10:26:55.488	46:55.354	Andy Soucek	10:29:22.081	49:21.947		2:26.593
99	Felix Antonio Da Costa	10:28:28.126	48:27.992	Felix Antonio Da Costa	10:31:43.599	51:43.465		3:15.473
63	Christian Engelhart	10:28:56.894	48:56.760	Christian Engelhart	10:30:47.289	50:47.155		1:50.395
333	Alexander Mattschull	10:29:09.852	49:09.718	Alexander Mattschull	10:32:35.854	52:35.720		3:26.002
2	Markus Winkelhock	10:29:48.505	49:48.371	Markus Winkelhock	10:30:53.066	50:52.932		1:04.561
87	Jules Gounon	10:31:48.199	51:48.065	Jules Gounon	10:32:42.601	52:42.467		54.402
55	Lorenzo Case	10:31:52.790	51:52.656	Phil Quaife	10:33:17.441	53:17.307		1:24.651
26	Christopher Haase	10:32:19.416	52:19.282	Christopher Haase	10:37:28.155	57:28.021		5:08.739
5	Marcel Fässler	10:32:32.712	52:32.578	Marcel Fässler	10:34:32.908	54:32.774		2:00.196
85	Jules Szymkowiak	10:32:35.029	52:34.895	Jules Szymkowiak	10:34:44.018	54:43.884		2:08.989
42	Lewis Williamson	10:33:24.306	53:24.172	David Fumanelli	10:34:25.886	54:25.752		1:01.580
98	Markus Palttala	10:36:46.795	56:46.661					
44	Jonny Kane	10:38:03.407	58:03.273					
59	Andrew Watson	10:38:16.163	58:16.029					
19	Norbert Siedler	10:39:48.702	59:48.568					
87	Jules Gounon	10:40:14.920	1:00:14.786					
75	Filip Salaquarda	10:40:18.535	1:00:18.401					
84	Maximilian Buhk	10:40:43.571	1:00:43.437					
2	Markus Winkelhock	10:41:12.417	1:01:12.283					
7	Steven Kane	10:41:45.926	1:01:45.792					

