

Circuit de Spa
International GT Open
RACE - 1

Results

27/05/2017

Clas. Nº	Entrant / Team	Nat.	Driver	Nat.	St.	Driver 2	Nat.	St.	Vehicle	Cat.	Cla.	Laps	Total Time	Km/h.	Gap	Best Time	Km/h.	
1	54 Emil Frey Lexus Racing	CHE	<u>Albert Costa</u>	ESP	Gold	Philipp Frommenwiler	CHE	Silver	Lexus RC-F GT3	PRO	1º	28	1.12'18.279	162.739		10	2'19.680	180.516
2	65 RACE / BMW Team Teo Martin	ESP	Victor Bouveng	SWE	Silver	<u>Fran Rueda</u>	ESP	Silver	BMW M6 GT3	PRO	2º	28	1.12'32.622	162.202	14"343	14	2'20.224	179.816
3	488 Spirit of Race	CHE	Miguel Ramos	PRT	Silver	<u>Mikkel Mac</u>	DNK	Gold	Ferrari 488 GT3	PRO	3º	28	1.12'43.528	161.797	25"249	10	2'20.291	179.730
4	51 RACE / BMW Team Teo Martin	ESP	<u>Lourenço Beirão da Veiga</u>	PRT	Silver	Nelson Piquet jr	BRA	Platinum	BMW M6 GT3	PRO	4º	28	1.12'49.922	161.560	31"643	18	2'20.705	179.201
5	23 Imperiale Racing	ITA	Vito Postiglione	ITA	Gold	<u>Andrea Fontana</u>	ITA	Silver	Lamborghini Huracan GT3	PRO	5º	28	1.12'54.485	161.392	36"206	15	2'20.743	179.153
6	10 Jordan Racing	GBR	<u>Jordan Witt</u>	GBR	Bronze	Michael Meadows	GBR	Gold	Bentley GT3	PROAM	1º	28	1.13'04.489	161.023	46"210	14	2'20.010	180.090
7	22 Shaun Balfe / Balfe Motorsport	GBR	Shaun Balfe	GBR	Bronze	<u>Rob Bell</u>	GBR	Platinum	McLaren 650 S GT3 2015	PROAM	2º	28	1.13'09.393	160.844	51"114	11	2'21.128	178.664
8	11 Ratón Racing	ITA	Edoardo Liberati	ITA	Silver	<u>Kang Ling</u>	CHN	Silver	Lamborghini Huracan GT3	PRO	6º	28	1.13'13.107	160.708	54"828	14	2'21.583	178.090
9	11 Imperiale Racing	ITA	<u>Thomas Biagi</u>	ITA	Gold	Giovanni Venturini	ITA	Gold	Lamborghini Huracan GT3	PRO	7º	28	1.13'19.939	160.458	1'01"660	14	2'20.628	179.299
10	16 Drivex School	ESP	<u>Marcelo Hahn</u>	BRA	Bronze	Allam Khodair	BRA	Gold	Mercedes AMG GT3	PROAM	3º	28	1.13'30.122	160.087	1'11"843	17	2'21.397	178.324
11	90 Autoclub Excelsior / Brussels Racing	BEL	<u>Tim Verbergt</u>	BEL	Gold	Sam Dejonghe	BEL	Silver	Aston Martin Vantage GT3	PRO	8º	28	1.13'31.368	160.042	1'13"089	15	2'22.237	177.271
12	25 FF Corse	GBR	<u>Ivor Dunbar</u>	GBR	Bronze	Johnny Mowlem	GBR	Gold	Ferrari 488 GT3	PROAM	4º	28	1.13'39.826	159.736	1'21"547	14	2'19.584	180.640
13	24 Garage 59	GBR	<u>Michael Benham</u>	GBR	Bronze	Duncan Tappy	GBR	Gold	McLaren 650 S GT3 2015	PROAM	5º	28	1.13'43.499	159.603	1'25"220	15	2'22.516	176.924
14	48 Spirit of Race / Kaspersky	CHE	<u>Alex Moissev</u>	RUS	Bronze	Davide Rizzo	ITA	Bronze	Ferrari 488 GT3	AM	1º	28	1.13'45.415	159.534	1'27"136	17	2'21.919	177.668
15	8 AF Corse	ITA	<u>Piergiuseppe Perazzini</u>	ITA	Bronze	Marco Cioci	ITA	Gold	Ferrari 488 GT3	PROAM	6º	28	1.14'06.295	158.785	1'48"016	13	2'20.017	180.081
16	555 FFF Racing Team by ACM	CHN	Hiroshi Hamaguchi	JPN	Bronze	<u>Vitantonio Liuzzi</u>	ITA	Platinum	Lamborghini Huracan GT3	PROAM	7º	28	1.14'23.197	158.184	2'04"918	12	2'21.484	178.214
17	99 Sports and You	PRT	<u>António Coimbra</u>	PRT	Bronze	Luis Silva	PRT	Bronze	Mercedes AMG GT3	AM	2º	27	1.12'21.390	156.814	1 Lap.	9	2'24.346	174.681
18	39 Nigel Mustill / Wessex Vehicles	GBR	Tomas Enge	CZE	Platinum	<u>Craig Dolby</u>	GBR	Gold	Lamborghini Gallardo Rex GT3	PRO	9º	23	1.01'51.281	156.262	5 Lap.	12	2'20.693	179.216

NOT CLASSIFIED

19	20 SPS Automotive Performance	DEU	Valentin Pierburg	DEU	Bronze	<u>Jules Szymkowiak</u>	NLD	Silver	Mercedes AMG GT3	PROAM	8º	20	56'14.332	149.449	8 Lap.	10	2'19.626	180.586
20	5 SF Racing	CHN	Fu Songyang	CHN	Bronze	<u>Andrea Caldarelli</u>	ITA	Gold	Ferrari 488 GT3	PROAM	9º	18	49'55.697	151.504	10 Lap.	11	2'21.139	178.650
21	88 Garage 59	GBR	Alexander West	SWE	Bronze	<u>Côme Ledogar</u>	FRA	Platinum	McLaren 650 S GT3 2015	PROAM	10º	15	41'05.707	153.391	13 Lap.	14	2'21.477	178.223
22	55 Farnbacher Racing	DEU	<u>Dominik Farnbacher</u>	DEU	Gold	Mario Farnbacher	DEU	Silver	Lexus RC-F GT3	PRO	10º	9	26'49.054	141.033	19 Lap.	8	2'22.757	176.625
23	7 Solaris Motorsport	ITA	<u>Francesco Sini</u>	ITA	Gold	Mauro Calamia	CHE	Silver	Aston Martin Vantage GT3	PRO	11º	2	04'57.498	169.510	26 Lap.	2	2'25.619	173.154
24	74 MS Racing	AUT	Alexander Hrachowina	AUT	Bronze	<u>Martin Konrad</u>	AUT	Bronze	Mercedes AMG GT3	AM	3º	2	04'58.207	169.107	26 Lap.	2	2'24.985	173.911

CAR 24 5 SECONDS TIME PENALTY TO ADD RACE TIME. NOT RESPECT TRACK LIMITS

CAR 23 5 SECONDS TIME PENALTY TO ADD RACE TIME. NOT RESPECT TRACK LIMITS

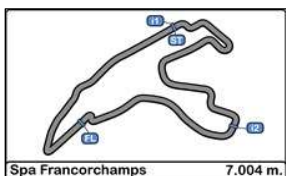
CAR 20 DRIVE THROUGH DURING RACE CAUSING A COLLISION

Fastest lap Dunbar - Mowlem 2'19.584 180.640 Km/h.

Published at:.....

Track Status **DRY**

Stewards:	Race Director:	Timekeeper:
------------------	-----------------------	------------------------

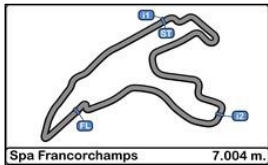


Circuit de Spa International GT Open RACE - 1

Pit Stops

27/05/2017

Nº	Time of day	Entrant / Team	Nat.	Driver	Nat.	St.	Driver 2	Nat.	St.	Vehicle	Cat.	Race Time	Stop N°	Stop Time	Handicap	Penalty
555	17.03'31.094	FFF Racing Team by ACM	CHN	Hiroshi Hamaguchi	JPN	Bronze	Vitantonio Liuzzi	ITA	Platinum	Lamborghini Huracan GT3	PROAM	19'21.075	1	00'58.297	01'15	00'16.703
Window Start												28'00.000				
65	17.13'09.457	RACE / BMW Team Teo Martin	ESP	Victor Bouveng	SWE	Silver	Fran Rueda	ESP	Silver	BMW M6 GT3	PRO	28'59.417	1	01'16.921	01'15	
39	17.13'14.952	Nigel Mustill / Wessex Vehicles	GBR	Tomas Enge	CZE	Platinum	Craig Dolby	GBR	Gold	Lamborghini Gallardo Rex GT3	PRO	29'04.997	1	01'31.385	01'30	
23	17.13'16.708	Imperiale Racing	ITA	Vito Postiglione	ITA	Gold	Andrea Fontana	ITA	Silver	Lamborghini Huracan GT3	PRO	29'06.881	1	01'16.755	01'15	
10	17.13'20.942	Jordan Racing	GBR	Jordan Witt	GBR	Bronze	Michael Meadows	GBR	Gold	Bentley GT3	PROAM	29'11.313	1	01'20.987	01'15	
8	17.13'22.474	AF Corse	ITA	Piergiuseppe Perazzini	ITA	Bronze	Marco Cioci	ITA	Gold	Ferrari 488 GT3	PROAM	29'12.695	1	01'16.848	01'15	
24	17.13'31.071	Garage 59	GBR	Michael Benham	GBR	Bronze	Duncan Tappy	GBR	Gold	McLaren 650 S GT3 2015	PROAM	29'21.156	1	01'25.411	01'25	
25	17.13'52.946	FF Corse	GBR	Ivor Dunbar	GBR	Bronze	Johnny Mowlem	GBR	Gold	Ferrari 488 GT3	PROAM	29'43.080	1	01'37.426	01'15	
1	17.15'40.868	Imperiale Racing	ITA	Thomas Biagi	ITA	Gold	Giovanni Venturini	ITA	Gold	Lamborghini Huracan GT3	PRO	31'31.264	1	01'25.009	01'25	
90	17.15'43.678	Autoclub Excelsior / Brussels Racing	BEL	Tim Verbergt	BEL	Gold	Sam Dejonghe	BEL	Silver	Aston Martin Vantage GT3	PRO	31'33.837	1	01'25.921	01'15	
51	17.15'44.552	RACE / BMW Team Teo Martin	ESP	Lourenço Beirão da Veiga	PRT	Silver	Nelson Piquet jr	BRA	Platinum	BMW M6 GT3	PRO	31'34.559	1	01'17.272	01'15	
11	17.15'45.254	Ratón Racing	ITA	Edoardo Liberati	ITA	Silver	Kang Ling	CHN	Silver	Lamborghini Huracan GT3	PRO	31'35.692	1	01'18.317	01'15	
48	17.15'47.543	Spirit of Race / Kaspersky	CHE	Alex Moissev	RUS	Bronze	Davide Rizzo	ITA	Bronze	Ferrari 488 GT3	AM	31'37.506	1	01'19.035	01'15	
16	17.15'59.448	Drivex School	ESP	Marcelo Hahn	BRA	Bronze	Allam Khodair	BRA	Gold	Mercedes AMG GT3	PROAM	31'49.649	1	01'19.439	01'15	
488	17.17'43.027	Spirit of Race	CHE	Miguel Ramos	PRT	Silver	Mikkel Mac	DNK	Gold	Ferrari 488 GT3	PRO	33'33.244	1	01'22.649	01'15	
99	17.20'38.529	Sports and You	PRT	António Coimbra	PRT	Bronze	Luis Silva	PRT	Bronze	Mercedes AMG GT3	AM	36'28.940	1	01'22.693	01'15	
20	17.21'47.513	SPS Automotive Performance	DEU	Valentin Pierburg	DEU	Bronze	Jules Szymkowiak	NLD	Silver	Mercedes AMG GT3	PROAM	37'37.911	1	01'34.097	01'15	
5	17.22'33.821	SF Racing	CHN	Fu Songyang	CHN	Bronze	Andrea Caldarelli	ITA	Gold	Ferrari 488 GT3	PROAM	38'24.226	1	01'28.965	01'15	
555	17.23'30.905	FFF Racing Team by ACM	CHN	Hiroshi Hamaguchi	JPN	Bronze	Vitantonio Liuzzi	ITA	Platinum	Lamborghini Huracan GT3	PROAM	39'21.103	2	01'24.578	01'15	
54	17.24'39.762	Emil Frey Lexus Racing	CHE	Albert Costa	ESP	Gold	Philipp Frommenwiler	CHE	Silver	Lexus RC-F GT3	PRO	40'29.880	1	01'18.943	01'15	
22	17.24'54.172	Shaun Balfe / Balfe Motorsport	GBR	Shaun Balfe	GBR	Bronze	Rob Bell	GBR	Platinum	McLaren 650 S GT3 2015	PROAM	40'44.316	1	01'30.698	01'30	

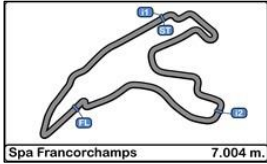


Circuit de Spa
International GT Open
RACE - 1

LAP ANALYSIS

27/05/2017

Number	1			5			7			8			10			
	Lap	Lap Time	Partial	Speed	Lap Time	Partial	Speed	Lap Time	Partial	Speed	Lap Time	Partial	Speed	Lap Time	Partial	Speed
1 ^a - 1	0'47.493	0'47.493		246.316	0'44.932	0'44.932	258.564	0'47.064	0'47.064	254.348	0'49.349	0'49.349	246.316	0'47.320	0'47.320	251.613
1 ^a - 2	1'56.606	1'09.113		Biagi	1'51.397	1'06.465	Caldarelli	1'55.348	1'08.284	Sini	1'59.643	1'10.294	Perazzini	1'55.642	1'08.322	Witt
1 ^a - 3	2'33.709	0'37.103		Biagi	2'27.252	0'35.855		2'31.879	0'36.531		2'37.046	0'37.403		2'32.407	0'36.765	
2 ^a - 1	0'41.103	0'41.103		257.143	0'40.236	0'40.236	261.453	0'40.999	0'40.999	260.000	0'40.769	0'40.769	261.453	0'40.424	0'40.424	262.922
2 ^a - 2	1'47.943	1'06.840		Biagi	1'46.097	1'05.861	Caldarelli	1'48.679	1'07.680	Sini	1'47.935	1'07.166	Perazzini	1'47.143	1'06.719	Witt
2 ^a - 3	2'24.680	0'36.737			2'21.979	0'35.882		2'25.619	0'36.940		2'24.944	0'37.009		2'24.829	0'37.686	
3 ^a - 1	0'41.019	0'41.019		248.937	0'40.198	0'40.198	264.407				0'41.002	0'41.002	219.719	0'41.909	0'41.909	255.738
3 ^a - 2	1'55.710	1'14.691		Biagi	2'00.293	1'20.095	Caldarelli				1'55.615	1'14.613	Perazzini	1'56.002	1'14.093	Witt
3 ^a - 3	2'42.473	0'46.763			2'45.137	0'44.844					2'43.794	0'48.179		2'42.957	0'46.955	
4 ^a - 1	1'31.979	1'31.979			1'32.401	1'32.401					1'32.957	1'32.957		1'31.475	1'31.475	
4 ^a - 2	3'35.068	2'03.089		Biagi	3'35.852	2'03.451	Caldarelli				3'35.283	2'02.326	Perazzini	3'35.332	2'03.857	Witt
4 ^a - 3	4'42.236	1'07.168			4'44.622	1'08.770					4'42.399	1'07.116		4'52.804	1'17.472	
5 ^a - 1	0'41.073	0'41.073		258.564	0'40.445	0'40.445	260.000				0'41.467	0'41.467	258.564	0'41.416	0'41.416	260.001
5 ^a - 2	1'48.027	1'06.954		Biagi	1'46.134	1'05.689	Caldarelli				1'50.039	1'08.572	Perazzini	1'48.451	1'07.035	Witt
5 ^a - 3	2'24.786	0'36.759			2'22.264	0'36.130					2'27.891	0'37.852		2'26.333	0'37.882	
6 ^a - 1	0'40.523	0'40.523		261.453	0'40.309	0'40.309	264.407				0'40.698	0'40.698	261.453	0'40.261	0'40.261	262.922
6 ^a - 2	1'47.506	1'06.983		Biagi	1'45.594	1'05.285	Caldarelli				1'46.962	1'06.264	Perazzini	1'47.771	1'07.510	Witt
6 ^a - 3	2'28.396	0'40.890			2'25.566	0'39.972					2'25.063	0'38.101		2'26.130	0'38.359	
7 ^a - 1	1'31.633	1'31.633		151.949	1'33.778	1'33.778	138.054				1'31.824	1'31.824	104.933	1'28.994	1'28.994	131.093
7 ^a - 2	3'25.316	1'53.683		Biagi	3'29.971	1'56.193	Caldarelli				3'25.120	1'53.296	Perazzini	3'22.168	1'53.174	Witt
7 ^a - 3	4'36.947	1'11.631			4'44.002	1'14.031					4'35.693	1'10.573		4'32.539	1'10.371	
8 ^a - 1	0'40.816	0'40.816		261.453	0'40.466	0'40.466	261.453				0'41.065	0'41.065	255.738	0'40.854	0'40.854	260.001
8 ^a - 2	1'48.589	1'07.773		Biagi	1'46.142	1'05.676	Caldarelli				1'47.916	1'06.851	Perazzini	1'47.849	1'06.995	Witt
8 ^a - 3	2'25.462	0'36.873			2'22.190	0'36.048					2'25.075	0'37.159		2'24.386	0'36.537	
9 ^a - 1	0'40.861	0'40.861		254.348	0'39.942	0'39.942	262.922				0'40.544	0'40.544	260.001	0'40.083	0'40.083	264.407
9 ^a - 2	1'47.324	1'06.463		Biagi	1'45.399	1'05.457	Caldarelli				1'47.687	1'07.143	Perazzini	1'46.632	1'06.549	Witt
9 ^a - 3	2'24.084	0'36.760			2'21.431	0'36.032					2'24.449	0'36.762		2'23.657	0'37.025	
10 ^a - 1	0'40.483	0'40.483		262.922	0'39.863	0'39.863	262.922				0'41.115	0'41.115	260.001	0'40.284	0'40.284	267.429
10 ^a - 2	1'46.963	1'06.480		Biagi	1'45.258	1'05.395	Caldarelli				1'47.501	1'06.386	Perazzini	1'46.581	1'06.297	Witt
10 ^a - 3	2'23.968	0'37.005			2'21.293	0'36.035					2'31.645	0'44.144	PIT	2'30.644	0'44.063	PIT
11 ^a - 1	0'40.673	0'40.673		265.910	0'39.930	0'39.930	262.922				1'46.228	1'46.228	258.564	1'50.405	1'50.405	258.564
11 ^a - 2	1'46.668	1'05.995		Biagi	1'45.337	1'05.407	Caldarelli				2'50.919	1'04.691	Cioci	2'55.323	1'04.918	Meadows
11 ^a - 3	2'29.853	0'43.185		PIT	2'21.139	0'35.802					3'27.092	0'36.173		3'31.665	0'36.342	
12 ^a - 1	1'55.206	1'55.206		258.564	0'39.937	0'39.937	264.407				0'40.095	0'40.095	257.143	0'40.368	0'40.368	254.348
12 ^a - 2	3'00.160	1'04.954		Venturini	1'45.667	1'05.730	Caldarelli				1'44.641	1'04.546	Cioci	1'46.012	1'05.644	Meadows
12 ^a - 3	3'36.244	0'36.084			2'21.933	0'36.266					2'20.587	0'35.946		2'22.601	0'36.589	
13 ^a - 1	0'40.178	0'40.178		260.001	0'39.937	0'39.937	261.453				0'40.012	0'40.012	261.453	0'40.168	0'40.168	261.453
13 ^a - 2	1'45.988	1'05.810		Venturini	1'45.678	1'05.741	Caldarelli				1'44.217	1'04.205	Cioci	1'44.872	1'04.704	Meadows
13 ^a - 3	2'21.946	0'35.958			2'21.917	0'36.239					2'20.017	0'35.800		2'20.951	0'36.079	
14 ^a - 1	0'40.089	0'40.089		264.407	0'40.071	0'40.071	261.453				0'39.871	0'39.871	261.453	0'39.642	0'39.642	264.407
14 ^a - 2	1'44.485	1'04.396		Venturini	1'45.433	1'05.362	Caldarelli				1'44.188	1'04.317	Cioci	1'44.115	1'04.473	Meadows
14 ^a - 3	2'20.628	0'36.143			2'28.707	0'43.274	PIT				2'20.038	0'35.850		2'20.010	0'35.895	
15 ^a - 1	0'39.949	0'39.949		262.922	2'03.366	2'03.366	245.027				0'39.931	0'39.931	261.453	0'39.817	0'39.817	264.407
15 ^a - 2	1'46.929	1'06.980		Venturini	3'16.758	1'13.392	Songyang				1'44.257	1'04.326	Cioci	1'45.213	1'05.396	Meadows
15 ^a - 3	2'23.013	0'36.084			3'55.323	0'38.565					2'20.084	0'35.827		2'21.398	0'36.185	
16 ^a - 1	0'40.095	0'40.095		262.922	0'42.209	0'42.209	254.348				0'40.262	0'40.262	260.001	0'39.569	0'39.569	267.429
16 ^a - 2	1'45.220	1'05.125		Venturini	1'54.505	1'12.296	Songyang				1'44.904	1'04.642	Cioci	1'44.823	1'05.254	Meadows
16 ^a - 3	2'21.806	0'36.586			2'32.829	0'38.324					2'21.398	0'36.494		2'21.779	0'36.956	
17 ^a - 1	0'40.815	0'40.815		258.564	0'41.756	0'41.756	255.738				0'40.105	0'40.105	261.453	0'39.784	0'39.784	258.564
17 ^a - 2	1'46.707	1'05.892		Venturini	1'51.821	1'10.065	Songyang				1'44.962	1'04.857	Cioci	1'46.839	1'07.055	Meadows
17 ^a - 3	2'23.560	0'36.853			2'29.270	0'37.449					2'21.037	0'36.075		2'23.193	0'36.354	
18 ^a - 1	0'40.842	0'40.842		261.453	0'41.502	0'41.502	254.348				0'40.011	0'40.011	260.000	0'39.641	0'39.641	265.910
18 ^a - 2	1'46.465	1'05.623		Venturini	1'51.109	1'09.607	Songyang				1'45.642	1'05.631	Cioci	1'45.113	1'05.472	Meadows
18 ^a - 3	2'23.028	0'36.563			2'28.843	0'37.734					2'21.877	0'36.235		2'21.349	0'36.236	
19 ^a - 1	0'40.073	0'40.073		264.407	0'41.922	0'41.922	254.348				0'40.294	0'40.294	258.564	0'39.611	0'39.611	262.922
19 ^a - 2	1'47.499	1'07.426		Venturini							1'45.611	1'05.317	Cioci	1'44.741	1'05.130	Meadows
19 ^a - 3	2'23.965	0'36.466									2'21.969	0'36.358		2'20.904	0'36.163	
20 ^a - 1	0'40.076	0'40.076		262.922							0'39.865	0'39.865	252.973	0'39.645	0'39.645	267.429
20 ^a - 2	1'45.451	1'05.375		Venturini							1'45.887	1'06.022	Cioci	1'45.011	1'05.366	Meadows
20 ^a - 3	2'21.769	0'36.318									2'22.226	0'36.339		2'21.246	0'36.235	
21 ^a - 1	0'40.309	0'40.309		261.453							0'39.858	0'39.858	258.564	0'39.741	0'39.741	265.910
21 ^a - 2	1'45.701	1'05.392		Venturini							1'46.378	1'06.520	Cioci	1'44.995	1'05.254	Meadows
21 ^a - 3	2'21.951	0'36.250									2'22					



**Circuit de Spa
International GT Open
RACE - 1**

LAP ANALYSIS

27/05/2017

Number	1			5			7			8			10		
	Lap Time	Partial	Speed	Lap Time	Partial	Speed	Lap Time	Partial	Speed	Lap Time	Partial	Speed	Lap Time	Partial	Speed
22 ^a - 1	0'40.171	0'40.171	261.453							0'40.196	0'40.196	261.453	0'39.708	0'39.708	265.910
22 ^a - 2	1'45.764	1'05.593	Venturini							1'45.766	1'05.570	Cioci	1'45.555	1'05.847	Meadows
22 ^a - 3	2'22.282	0'36.518								2'22.233	0'36.467		2'21.675	0'36.120	
23 ^a - 1	0'42.008	0'42.008	236.364							0'40.097	0'40.097	261.453	0'39.714	0'39.714	265.910
23 ^a - 2	1'49.472	1'07.464	Venturini							1'46.782	1'06.685	Cioci	1'45.567	1'05.853	Meadows
23 ^a - 3	2'26.330	0'36.858								2'42.948	0'56.166	PIT	2'23.275	0'37.708	
24 ^a - 1	0'40.950	0'40.950	255.738							1'05.895	1'05.895	260.000	0'39.721	0'39.721	265.910
24 ^a - 2	1'47.068	1'06.118	Venturini							2'16.030	1'10.135	Cioci	1'45.929	1'06.208	Meadows
24 ^a - 3	2'23.621	0'36.553								2'54.755	0'38.725		2'22.570	0'36.641	
25 ^a - 1	0'40.145	0'40.145	262.922							0'41.161	0'41.161	238.776	0'39.910	0'39.910	264.407
25 ^a - 2	1'46.045	1'05.900	Venturini							1'47.507	1'06.346	Cioci	1'45.906	1'05.996	Meadows
25 ^a - 3	2'22.557	0'36.512								2'24.756	0'37.249		2'22.427	0'36.521	
26 ^a - 1	0'40.198	0'40.198	262.922							0'43.040	0'43.040	242.488	0'39.737	0'39.737	265.910
26 ^a - 2	1'46.158	1'05.960	Venturini							1'50.025	1'06.985	Cioci	1'47.244	1'07.507	Meadows
26 ^a - 3	2'22.815	0'36.657								2'28.439	0'38.414		2'23.858	0'36.614	
27 ^a - 1	0'40.136	0'40.136	261.453							0'41.627	0'41.627	241.238	0'39.995	0'39.995	264.407
27 ^a - 2	1'46.304	1'06.168	Venturini							1'49.103	1'07.476	Cioci	1'46.383	1'06.388	Meadows
27 ^a - 3	2'22.993	0'36.689								2'27.423	0'38.320		2'23.428	0'37.045	
28 ^a - 1	0'40.833	0'40.833	257.143							0'41.949	0'41.949	235.176	0'39.767	0'39.767	264.407
28 ^a - 2	1'47.621	1'06.788	Venturini							1'49.868	1'07.919	Cioci	1'46.903	1'07.136	Meadows
28 ^a - 3	2'24.837	0'37.216								2'28.706	0'38.838		2'24.236	0'37.333	

Ideal Lap	
0'39.949	0'39.949
1'44.345	1'04.396
2'20.303	0'35.958

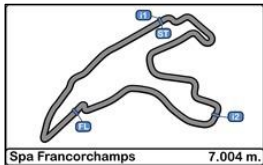
Ideal Lap	
0'39.863	0'39.863
1'45.148	1'05.285
2'20.950	0'35.802

Ideal Lap	
0'40.999	0'40.999
1'48.679	1'07.680
2'25.210	0'36.531

Ideal Lap	
0'39.858	0'39.858
1'44.063	1'04.205
2'19.863	0'35.800

Ideal Lap	
0'39.569	0'39.569
1'44.042	1'04.473
2'19.937	0'35.895

Ideal Best Lap	
0'39.465	0'39.465
1'43.451	1'03.986
2'19.019	0'35.568

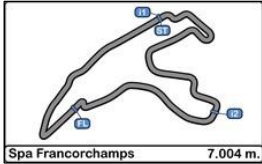


Circuit de Spa
International GT Open
RACE - 1

LAP ANALYSIS

27/05/2017

Number	11			16			20			22			23			
	Lap	Lap Time	Partial	Speed	Lap Time	Partial	Speed	Lap Time	Partial	Speed	Lap Time	Partial	Speed	Lap Time	Partial	Speed
1 ^a - 1	0'48.089	0'48.089		245.027	0'49.889	0'49.889	243.751	0'45.294	0'45.294	255.738	0'43.684	0'43.684	260.001	0'45.717	0'45.717	255.738
1 ^a - 2	1'57.811	1'09.722	Ling		2'00.676	1'10.787	Hahn	1'51.691	1'06.397	Szymkowiak	1'49.410	1'05.726	Bell	1'53.838	1'08.121	Fontana
1 ^a - 3	2'34.821	0'37.010			2'38.485	0'37.809		2'27.656	0'35.965		2'25.178	0'35.768		2'31.284	0'37.446	
2 ^a - 1	0'40.892	0'40.892		261.453	0'41.182	0'41.182	254.348	0'39.734	0'39.734	261.453	0'40.044	0'40.044	260.001	0'40.790	0'40.790	258.564
2 ^a - 2	1'48.272	1'07.380	Ling		1'49.559	1'08.377	Hahn	1'44.886	1'05.152	Szymkowiak	1'45.297	1'05.253	Bell	1'47.520	1'06.730	Fontana
2 ^a - 3	2'25.163	0'36.891			2'26.263	0'36.704		2'20.828	0'35.942		2'21.167	0'35.870		2'25.315	0'37.795	
3 ^a - 1	0'41.232	0'41.232		252.973	0'40.771	0'40.771	227.185	0'40.093	0'40.093	262.922	0'40.182	0'40.182	258.564	0'40.805	0'40.805	258.564
3 ^a - 2	1'55.744	1'14.512	Ling		1'54.189	1'13.418	Hahn	2'00.109	1'20.016	Szymkowiak	2'00.715	1'20.533	Bell	1'55.578	1'14.773	Fontana
3 ^a - 3	2'43.308	0'47.564			2'42.099	0'47.910		2'44.346	0'44.237		2'43.308	0'42.593		2'41.473	0'45.895	
4 ^a - 1	1'32.922	1'32.922		120.001	1'33.682	1'33.682		1'32.184	1'32.184		1'33.978	1'33.978		1'31.634	1'31.634	
4 ^a - 2	3'35.369	2'02.447	Ling		3'35.863	2'02.181	Hahn	3'35.331	2'03.147	Szymkowiak	3'37.384	2'03.406	Bell	3'34.888	2'03.254	Fontana
4 ^a - 3	4'42.025	1'06.656			4'40.364	1'04.501		4'45.297	1'09.966		4'47.237	1'09.853		4'42.278	1'07.390	
5 ^a - 1	0'41.090	0'41.090		260.001	0'41.359	0'41.359	257.143	0'40.090	0'40.090	262.922	0'40.541	0'40.541	261.453	0'40.797	0'40.797	264.407
5 ^a - 2	1'48.327	1'07.237	Ling		1'52.598	1'11.239	Hahn	1'46.208	1'06.118	Szymkowiak	1'46.476	1'05.935	Bell	1'48.763	1'07.966	Fontana
5 ^a - 3	2'25.229	0'36.902			2'31.174	0'38.576		2'22.959	0'36.751		2'22.547	0'36.071		2'25.729	0'36.966	
6 ^a - 1	0'40.724	0'40.724		260.000	0'41.242	0'41.242	252.973	0'39.694	0'39.694	268.966	0'40.237	0'40.237	260.000	0'40.592	0'40.592	264.407
6 ^a - 2	1'48.529	1'07.805	Ling		1'49.506	1'08.264	Hahn	1'55.253	1'15.559	Szymkowiak	1'45.410	1'05.173	Bell	1'48.717	1'08.125	Fontana
6 ^a - 3	2'28.971	0'40.442			2'27.378	0'37.872		2'35.614	0'40.361		2'26.333	0'40.923		2'29.246	0'40.529	
7 ^a - 1	1'32.009	1'32.009		120.001	1'29.770	1'29.770	120.000	1'31.605	1'31.605	151.949	1'34.470	1'34.470	130.363	1'30.551	1'30.551	146.709
7 ^a - 2	3'25.359	1'53.350	Ling		3'22.522	1'52.752	Hahn	3'25.387	1'53.782	Szymkowiak	3'29.751	1'55.281	Bell	3'25.585	1'55.034	Fontana
7 ^a - 3	4'35.813	1'10.454			4'32.932	1'10.410		4'36.920	1'11.533		4'44.777	1'15.026		4'37.499	1'11.914	
8 ^a - 1	0'41.008	0'41.008		261.453	0'41.358	0'41.358	250.268	0'40.544	0'40.544	267.429	0'40.481	0'40.481	258.564	0'41.007	0'41.007	261.453
8 ^a - 2	1'47.784	1'06.776	Ling		1'50.365	1'09.007	Hahn	1'47.555	1'07.011	Szymkowiak	1'45.950	1'05.469	Bell	1'48.035	1'07.028	Fontana
8 ^a - 3	2'24.760	0'36.976			2'27.781	0'37.416		2'24.591	0'37.036		2'21.972	0'36.022		2'25.379	0'37.344	
9 ^a - 1	0'40.830	0'40.830		261.453	0'41.375	0'41.375	248.937	0'40.000	0'40.000	262.922	0'40.115	0'40.115	258.564	0'40.748	0'40.748	264.407
9 ^a - 2	1'47.775	1'06.945	Ling		1'49.514	1'08.139	Hahn	1'44.961	1'04.961	Szymkowiak	1'45.318	1'05.203	Bell	1'47.050	1'06.302	Fontana
9 ^a - 3	2'24.440	0'36.665			2'26.696	0'37.182		2'21.631	0'36.670		2'21.403	0'36.085		2'24.222	0'37.172	
10 ^a - 1	0'40.579	0'40.579		262.922	0'42.822	0'42.822	252.973	0'39.739	0'39.739	262.922	0'40.108	0'40.108	260.000	0'40.321	0'40.321	264.407
10 ^a - 2	1'46.933	1'06.354	Ling		1'50.170	1'07.348	Hahn	1'43.884	1'04.145	Szymkowiak	1'45.273	1'05.165	Bell	1'46.849	1'06.528	Fontana
10 ^a - 3	2'23.561	0'36.628			2'27.600	0'37.430		2'19.626	0'35.742		2'21.190	0'35.917		2'29.712	0'42.863	PIT
11 ^a - 1	0'40.642	0'40.642		261.453	0'41.678	0'41.678	252.973	0'39.697	0'39.697	262.922	0'40.039	0'40.039	260.001	0'46.541	0'46.541	252.973
11 ^a - 2	1'47.684	1'07.042	Ling		1'48.535	1'06.857	Hahn	2'01.176	1'21.479	Szymkowiak	1'45.097	1'05.058	Bell	2'51.323	1'04.782	Postiglione
11 ^a - 3	2'32.807	0'45.123	PIT		2'34.342	0'45.807	PIT	2'38.214	0'37.038		2'21.128	0'36.031		3'27.717	0'36.394	
12 ^a - 1	1'47.734	1'47.734		258.564	1'49.441	1'49.441	250.268	0'40.053	0'40.053	260.000	0'40.063	0'40.063	258.564	0'40.655	0'40.655	258.564
12 ^a - 2	2'52.873	1'05.139	Liberati		2'55.175	1'05.734	Khodair	1'44.096	1'04.043	Szymkowiak	1'45.882	1'05.819	Bell	1'45.245	1'04.590	Postiglione
12 ^a - 3	3'29.688	0'36.815			3'31.870	0'36.695		2'19.678	0'35.582		2'22.236	0'36.354		2'21.567	0'36.322	
13 ^a - 1	0'40.593	0'40.593		258.564	0'40.802	0'40.802	255.738	0'39.660	0'39.660	261.453	0'40.111	0'40.111	258.564	0'40.251	0'40.251	260.001
13 ^a - 2	1'46.513	1'05.920	Liberati		1'45.891	1'05.089	Khodair	3'02.593	2'22.933	Szymkowiak	1'45.474	1'05.363	Bell	1'45.631	1'05.380	Postiglione
13 ^a - 3	2'22.795	0'36.282			2'22.685	0'36.794		3'45.663	0'43.070	PIT	2'21.455	0'35.981		2'21.511	0'35.880	
14 ^a - 1	0'40.280	0'40.280		260.001	0'40.553	0'40.553	258.564	2'05.156	2'05.156	248.937	0'40.126	0'40.126	260.000	0'40.449	0'40.449	262.922
14 ^a - 2	1'45.165	1'04.885	Liberati		1'46.493	1'05.940	Khodair	3'12.190	1'07.034	Pierburg	1'45.230	1'05.104	Bell	1'45.222	1'04.773	Postiglione
14 ^a - 3	2'21.583	0'36.418			2'22.944	0'36.451		3'49.549	0'37.359		2'21.416	0'36.186		2'21.110	0'35.888	
15 ^a - 1	0'40.228	0'40.228		260.001	0'40.486	0'40.486	254.348	0'40.964	0'40.964	255.738	0'40.134	0'40.134	260.001	0'40.179	0'40.179	261.453
15 ^a - 2	1'46.314	1'06.086	Liberati		1'45.237	1'04.751	Khodair	1'46.898	1'05.934	Pierburg	1'45.429	1'05.295	Bell	1'44.875	1'04.696	Postiglione
15 ^a - 3	2'22.681	0'36.367			2'21.619	0'36.382		2'23.690	0'36.792		2'28.193	0'42.764	PIT	2'20.743	0'35.868	
16 ^a - 1	0'40.276	0'40.276		260.000	0'40.238	0'40.238	255.738	0'40.962	0'40.962	254.348	2'01.002	2'01.002	255.738	0'40.366	0'40.366	261.453
16 ^a - 2	1'45.617	1'05.341	Liberati		1'45.439	1'05.201	Khodair	1'46.587	1'05.625	Pierburg	3'07.675	1'06.673	Balfe	1'45.130	1'04.764	Postiglione
16 ^a - 3	2'22.386	0'36.769			2'22.415	0'36.976		2'23.246	0'36.659		3'44.758	0'37.083		2'21.148	0'36.018	
17 ^a - 1	0'40.862	0'40.862		257.143	0'40.332	0'40.332	257.143	0'41.099	0'41.099	254.348	0'40.441	0'40.441	257.143	0'40.320	0'40.320	260.001
17 ^a - 2	1'46.558	1'05.696	Liberati		1'45.178	1'04.846	Khodair	1'46.354	1'05.255	Pierburg	1'47.207	1'06.766	Balfe	1'45.506	1'05.186	Postiglione
17 ^a - 3	2'23.074	0'36.516			2'21.397	0'36.219		2'23.080	0'36.726		2'23.406	0'36.199		2'21.659	0'36.153	
18 ^a - 1	0'40.474	0'40.474		258.564	0'40.183	0'40.183	257.143	0'41.053	0'41.053	254.348	0'40.287	0'40.287	257.143	0'40.310	0'40.310	260.001
18 ^a - 2	1'46.151	1'05.677	Liberati		1'45.562	1'05.379	Khodair	1'47.838	1'06.785	Pierburg	1'46.557	1'06.270	Balfe	1'45.866	1'05.556	Postiglione
18 ^a - 3	2'22.673	0'36.522			2'22.140	0'36.578		2'31.437	0'43.599	PIT	2'23.078	0'36.521		2'22.096	0'36.230	
19 ^a - 1	0'40.258	0'40.258		258.564	0'40.302	0'40.302	257.143	0'52.883	0'52.883	254.348	0'40.387	0'40.387	258.564	0'40.431	0'40.431	258.564
19 ^a - 2	1'45.925	1'05.667	Liberati		1'46.285	1'05.983	Khodair	1'58.603	1'05.720	Pierburg	1'45.995	1'05.608	Balfe	1'45.605	1'05.174	Postiglione
19 ^a - 3																



**Circuit de Spa
International GT Open
RACE - 1**

LAP ANALYSIS

27/05/2017

Number	11			16			20			22			23		
	Lap Time	Partial	Speed	Lap Time	Partial	Speed	Lap Time	Partial	Speed	Lap Time	Partial	Speed	Lap Time	Partial	Speed
22 ^a - 1	0'40.146	0'40.146	258.564	0'40.079	0'40.079	261.453				0'40.194	0'40.194	261.453	0'40.316	0'40.316	261.453
22 ^a - 2	1'45.852	1'05.706	Liberati	1'46.795	1'06.716	Khodair				1'45.902	1'05.708	Balfe	1'45.675	1'05.359	Postiglione
22 ^a - 3	2'22.093	0'36.241		2'23.807	0'37.012					2'22.335	0'36.433		2'22.174	0'36.499	
23 ^a - 1	0'40.454	0'40.454	258.564	0'40.441	0'40.441	257.143				0'40.324	0'40.324	258.564	0'40.253	0'40.253	261.453
23 ^a - 2	1'46.196	1'05.742	Liberati	1'45.576	1'05.135	Khodair				1'47.157	1'06.833	Balfe	1'45.781	1'05.528	Postiglione
23 ^a - 3	2'22.945	0'36.749		2'21.936	0'36.360					2'25.136	0'37.979		2'21.995	0'36.214	
24 ^a - 1	0'40.410	0'40.410	260.000	0'40.118	0'40.118	255.738				0'41.010	0'41.010	257.143	0'40.164	0'40.164	261.453
24 ^a - 2	1'46.499	1'06.089	Liberati	1'45.360	1'05.242	Khodair				1'46.996	1'05.986	Balfe	1'45.505	1'05.341	Postiglione
24 ^a - 3	2'23.044	0'36.545		2'21.529	0'36.169					2'23.582	0'36.586		2'21.710	0'36.205	
25 ^a - 1	0'40.325	0'40.325	260.001	0'40.207	0'40.207	257.143				0'40.496	0'40.496	260.001	0'40.071	0'40.071	261.453
25 ^a - 2	1'46.530	1'06.205	Liberati	1'45.489	1'05.282	Khodair				1'46.191	1'05.695	Balfe	1'45.129	1'05.058	Postiglione
25 ^a - 3	2'23.241	0'36.711		2'21.626	0'36.137					2'22.670	0'36.479		2'21.217	0'36.088	
26 ^a - 1	0'40.325	0'40.325	260.001	0'40.317	0'40.317	257.143				0'40.353	0'40.353	260.001	0'40.031	0'40.031	261.453
26 ^a - 2	1'46.253	1'05.928	Liberati	1'45.667	1'05.350	Khodair				1'46.494	1'06.141	Balfe	1'45.436	1'05.405	Postiglione
26 ^a - 3	2'22.752	0'36.499		2'22.159	0'36.492					2'22.737	0'36.243		2'21.596	0'36.160	
27 ^a - 1	0'40.274	0'40.274	260.000	0'40.863	0'40.863	245.027				0'40.358	0'40.358	260.001	0'40.217	0'40.217	261.453
27 ^a - 2	1'46.208	1'05.934	Liberati	1'47.923	1'07.060	Khodair				1'46.062	1'05.704	Balfe	1'45.742	1'05.525	Postiglione
27 ^a - 3	2'22.773	0'36.565		2'25.382	0'37.459					2'22.425	0'36.363		2'21.907	0'36.165	
28 ^a - 1	0'40.382	0'40.382	258.564	0'40.950	0'40.950	252.973				0'40.314	0'40.314	258.564	0'39.939	0'39.939	261.453
28 ^a - 2	1'46.295	1'05.913	Liberati	1'47.512	1'06.562	Khodair				1'46.405	1'06.091	Balfe	1'45.510	1'05.571	Postiglione
28 ^a - 3	2'23.286	0'36.991		2'24.969	0'37.457					2'23.074	0'36.669		2'27.195	0'41.685	

Ideal Lap	
0'40.146	0'40.146
1'45.031	1'04.885
2'21.272	0'36.241

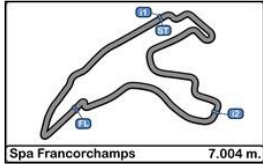
Ideal Lap	
0'40.079	0'40.079
1'44.830	1'04.751
2'20.967	0'36.137

Ideal Lap	
0'39.660	0'39.660
1'43.703	1'04.043
2'19.285	0'35.582

Ideal Lap	
0'40.039	0'40.039
1'45.097	1'05.058
2'20.865	0'35.768

Ideal Lap	
0'39.939	0'39.939
1'44.529	1'04.590
2'20.397	0'35.868

Ideal Best Lap	
0'39.465	0'39.465
1'43.451	1'03.986
2'19.019	0'35.568

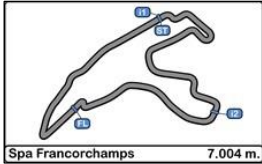


Circuit de Spa
International GT Open
RACE - 1

LAP ANALYSIS

27/05/2017

Number	24			25			39			48			51			
	Lap	Lap Time	Partial	Speed	Lap Time	Partial	Speed	Lap Time	Partial	Speed	Lap Time	Partial	Speed	Lap Time	Partial	Speed
1 ^a - 1	0'49.176	0'49.176		247.620	0'50.443	0'50.443	250.268	0'44.705	0'44.705	255.738	0'48.947	0'48.947	254.348	0'48.898	0'48.898	257.143
1 ^a - 2	1'59.131	1'09.955	Benham		2'15.195	1'24.752	Dunbar	1'53.438	1'08.733	Dolby	1'58.770	1'09.823	Moissev	1'57.261	1'08.363	beirão da Veig
1 ^a - 3	2'36.304	0'37.173			2'54.738	0'39.543		2'30.081	0'36.643		2'35.847	0'37.077		2'34.386	0'37.125	
2 ^a - 1	0'40.292	0'40.292		262.922	0'43.106	0'43.106	245.027	0'40.766	0'40.766	260.001	0'40.464	0'40.464	262.922	0'40.851	0'40.851	261.453
2 ^a - 2	1'48.285	1'07.993	Benham		1'56.410	1'13.304	Dunbar	1'46.320	1'05.554	Dolby	1'48.135	1'07.671	Moissev	1'48.270	1'07.419	beirão da Veig
2 ^a - 3	2'25.024	0'36.739			2'35.692	0'39.282		2'22.681	0'36.361		2'24.908	0'36.773		2'25.351	0'37.081	
3 ^a - 1	0'40.731	0'40.731		240.001	0'44.875	0'44.875	242.488	0'40.154	0'40.154	260.000	0'40.935	0'40.935	255.738	0'40.792	0'40.792	235.176
3 ^a - 2	1'55.880	1'15.149	Benham		1'58.138	1'13.263	Dunbar	1'57.579	1'17.425	Dolby	1'55.925	1'14.990	Moissev	1'55.502	1'14.710	beirão da Veig
3 ^a - 3	2'43.524	0'47.644			2'37.912	0'39.774		2'42.362	0'44.783		2'43.316	0'47.391		2'42.462	0'46.960	
4 ^a - 1	1'33.449	1'33.449			1'13.307	1'13.307		1'32.641	1'32.641		1'32.864	1'32.864		1'33.164	1'33.164	
4 ^a - 2	3'35.654	2'02.205	Benham		3'15.307	2'02.000	Dunbar	3'36.086	2'03.445	Dolby	3'35.716	2'02.852	Moissev	3'35.589	2'02.425	beirão da Veig
4 ^a - 3	4'41.916	1'06.262			4'20.966	1'05.659		4'44.421	1'08.335		4'41.985	1'06.269		4'42.485	1'06.896	
5 ^a - 1	0'40.992	0'40.992		260.000	0'42.280	0'42.280	255.738	0'40.409	0'40.409	252.973	0'40.602	0'40.602	260.001	0'40.489	0'40.489	261.453
5 ^a - 2	3'23.040	2'42.048	Benham		1'55.792	1'13.512	Dunbar	1'47.197	1'06.788	Dolby	1'48.042	1'07.440	Moissev	1'47.741	1'07.252	beirão da Veig
5 ^a - 3	4'00.387	0'37.347			2'35.280	0'39.488		2'23.446	0'36.249		2'25.142	0'37.100		2'25.032	0'37.291	
6 ^a - 1	0'42.123	0'42.123		245.027	0'42.518	0'42.518	208.000	0'40.206	0'40.206	262.922	0'40.500	0'40.500	261.453	0'40.096	0'40.096	265.910
6 ^a - 2	1'52.660	1'10.537	Benham		1'59.211	1'16.693	Dunbar	1'48.647	1'08.441	Dolby	1'48.342	1'07.842	Moissev	1'48.634	1'08.538	beirão da Veig
6 ^a - 3	2'31.075	0'38.415			2'39.537	0'40.326		2'26.978	0'38.331		2'28.650	0'40.308		2'28.662	0'40.028	
7 ^a - 1	0'41.162	0'41.162		257.143	1'12.045	1'12.045	112.231	1'32.846	1'32.846	112.501	1'32.482	1'32.482	110.118	1'32.654	1'32.654	118.182
7 ^a - 2	1'52.128	1'10.966	Benham		3'04.877	1'52.832	Dunbar	3'28.400	1'55.554	Dolby	3'25.858	1'53.376	Moissev	3'25.734	1'53.080	beirão da Veig
7 ^a - 3	3'02.576	1'10.448			4'15.537	1'10.660		4'41.867	1'13.467		4'36.036	1'10.178		4'36.460	1'10.726	
8 ^a - 1	0'41.256	0'41.256		258.564	0'43.784	0'43.784	252.973	0'41.297	0'41.297	255.738	0'40.652	0'40.652	261.453	0'40.543	0'40.543	254.348
8 ^a - 2	1'48.751	1'07.495	Benham		1'55.757	1'11.973	Dunbar	1'48.248	1'06.951	Dolby	1'47.655	1'07.003	Moissev	1'47.813	1'07.270	beirão da Veig
8 ^a - 3	2'25.988	0'37.237			2'34.148	0'38.391		2'24.581	0'36.333		2'25.221	0'37.566		2'24.961	0'37.148	
9 ^a - 1	0'41.027	0'41.027		258.564	0'41.458	0'41.458	251.613	0'39.980	0'39.980	261.453	0'40.334	0'40.334	261.453	0'40.394	0'40.394	257.143
9 ^a - 2	1'50.070	1'09.043	Benham		1'52.801	1'11.343	Dunbar	1'47.417	1'07.437	Dolby	1'47.395	1'07.061	Moissev	1'47.429	1'07.035	beirão da Veig
9 ^a - 3	2'27.108	0'37.038			2'31.521	0'38.720		2'24.879	0'37.462		2'24.324	0'36.929		2'24.158	0'36.729	
10 ^a - 1	0'41.731	0'41.731		255.738	0'42.577	0'42.577	250.268	0'40.050	0'40.050	261.453	0'40.391	0'40.391	262.922	0'40.067	0'40.067	267.429
10 ^a - 2	1'49.185	1'07.454	Benham		1'54.722	1'12.145	Dunbar	1'46.034	1'05.984	Dolby	1'47.785	1'07.394	Moissev	1'46.685	1'06.618	beirão da Veig
10 ^a - 3	2'32.496	0'43.311	PIT		2'42.993	0'48.271	PIT	2'29.007	0'42.973	PIT	2'24.361	0'36.576		2'23.561	0'36.876	
11 ^a - 1	1'55.234	1'55.234		255.738	2'07.543	2'07.543	255.738	2'01.486	2'01.486	255.738	0'40.301	0'40.301	262.922	0'40.374	0'40.374	247.620
11 ^a - 2	3'02.009	1'06.775	Tappy		3'13.126	1'05.583	Mowlem	3'06.512	1'05.026	Enge	1'47.052	1'06.751	Moissev	1'47.809	1'07.435	beirão da Veig
11 ^a - 3	3'38.902	0'36.893			3'49.305	0'36.179		3'42.565	0'36.053		2'33.069	0'46.017	PIT	2'32.198	0'44.389	PIT
12 ^a - 1	0'40.448	0'40.448		260.000	0'39.950	0'39.950	257.143	0'39.881	0'39.881	262.922	1'50.353	1'50.353	220.755	1'46.682	1'46.682	260.000
12 ^a - 2	1'46.695	1'06.247	Tappy		1'44.853	1'04.903	Mowlem	1'44.786	1'04.905	Enge	2'57.026	1'06.673	Rizzo	2'52.435	1'05.753	Piquet jr
12 ^a - 3	2'23.267	0'36.572			2'20.421	0'35.568		2'20.693	0'35.907		3'34.186	0'37.160		3'29.149	0'36.714	
13 ^a - 1	0'40.407	0'40.407		258.564	0'40.064	0'40.064	257.143	0'39.603	0'39.603	265.910	0'40.716	0'40.716	257.143	0'40.124	0'40.124	262.922
13 ^a - 2	1'46.415	1'06.008	Tappy		1'45.053	1'04.989	Mowlem	1'45.459	1'05.856	Enge	1'47.523	1'06.807	Rizzo	1'44.928	1'04.804	Piquet jr
13 ^a - 3	2'22.716	0'36.301			2'20.802	0'35.749		2'21.679	0'36.220		2'24.309	0'36.786		2'20.898	0'35.970	
14 ^a - 1	0'40.252	0'40.252		262.922	0'39.829	0'39.829	257.143	0'40.037	0'40.037	267.429	0'40.431	0'40.431	257.143	0'40.149	0'40.149	262.922
14 ^a - 2	1'46.665	1'06.413	Tappy		1'43.974	1'04.145	Mowlem	1'44.777	1'04.740	Enge	1'45.901	1'05.470	Rizzo	1'44.947	1'04.798	Piquet jr
14 ^a - 3	2'23.028	0'36.363			2'19.584	0'35.610		2'20.764	0'35.987		2'22.638	0'36.737		2'20.817	0'35.870	
15 ^a - 1	0'40.392	0'40.392		258.564	0'40.086	0'40.086	257.143	0'39.584	0'39.584	265.910	0'40.407	0'40.407	257.143	0'40.856	0'40.856	258.564
15 ^a - 2	1'46.194	1'05.802	Tappy		1'44.981	1'04.895	Mowlem	1'47.281	1'07.697	Enge	1'45.684	1'05.277	Rizzo	1'45.755	1'04.899	Piquet jr
15 ^a - 3	2'22.516	0'36.322			2'20.755	0'35.774		2'23.241	0'35.960		2'22.085	0'36.401		2'21.530	0'35.775	
16 ^a - 1	0'40.214	0'40.214		258.564	0'39.919	0'39.919	258.564	0'39.465	0'39.465	267.429	0'41.013	0'41.013	254.348	0'39.821	0'39.821	265.910
16 ^a - 2	1'46.293	1'06.079	Tappy		1'44.806	1'04.887	Mowlem	1'45.346	1'05.881	Enge	1'50.670	1'09.657	Rizzo	1'45.351	1'05.530	Piquet jr
16 ^a - 3	2'22.585	0'36.292			2'20.709	0'35.903		2'21.536	0'36.190		2'27.522	0'36.852		2'22.539	0'37.188	
17 ^a - 1	0'40.618	0'40.618		261.453	0'39.923	0'39.923	258.564	0'40.351	0'40.351	265.910	0'40.233	0'40.233	258.564	0'40.023	0'40.023	264.407
17 ^a - 2	1'48.584	1'07.966	Tappy		1'44.853	1'04.930	Mowlem	1'46.595	1'06.244	Enge	1'45.404	1'05.171	Rizzo	1'45.854	1'05.831	Piquet jr
17 ^a - 3	2'25.119	0'36.535			2'20.883	0'36.030		2'23.379	0'36.784		2'21.919	0'36.515		2'21.758	0'35.904	
18 ^a - 1	0'40.396	0'40.396		258.564	0'40.866	0'40.866	255.738	0'40.056	0'40.056	264.407	0'40.404	0'40.404	257.143	0'40.083	0'40.083	261.453
18 ^a - 2	1'46.603	1'06.207	Tappy		1'45.946	1'05.080	Mowlem	1'45.829	1'05.773	Enge	1'46.191	1'05.787	Rizzo	1'44.767	1'04.684	Piquet jr
18 ^a - 3	2'23.055	0'36.452			2'21.790	0'35.844		2'22.098	0'36.269		2'22.771	0'36.580		2'20.705	0'35.938	
19 ^a - 1	0'40.254	0'40.254		258.564</												



**Circuit de Spa
International GT Open
RACE - 1**

LAP ANALYSIS

27/05/2017

Number	24			25			39			48			51			
	Lap	Lap Time	Partial	Speed	Lap Time	Partial	Speed	Lap Time	Partial	Speed	Lap Time	Partial	Speed	Lap Time	Partial	Speed
22 ^a - 1	0'40.504	0'40.504		260.000	0'39.838	0'39.838	258.564	0'39.699	0'39.699	262.922	0'40.801	0'40.801	258.564	0'39.880	0'39.880	267.429
22 ^a - 2	1'46.648	1'06.144	Tappy		1'44.671	1'04.833	Mowlem	1'45.873	1'06.174	Engé	1'48.590	1'07.789	Rizzo	1'45.174	1'05.294	Piquet jr
22 ^a - 3	2'23.018	0'36.370			2'20.712	0'36.041		2'22.333	0'36.460		2'27.493	0'38.903		2'21.066	0'35.892	
23 ^a - 1	0'40.491	0'40.491		260.000	0'39.885	0'39.885	260.000	0'45.854	0'45.854	189.474	0'40.492	0'40.492	258.564	0'39.880	0'39.880	265.910
23 ^a - 2	1'46.647	1'06.156	Tappy		1'45.638	1'05.753	Mowlem	2'00.704	1'14.850	Engé	1'46.782	1'06.290	Rizzo	1'45.702	1'05.822	Piquet jr
23 ^a - 3	2'23.481	0'36.834			2'21.773	0'36.135		2'55.271	0'54.567	PIT	2'26.077	0'39.295		2'22.185	0'36.483	
24 ^a - 1	0'40.153	0'40.153		261.453	0'39.802	0'39.802	261.453				0'40.569	0'40.569	258.564	0'39.974	0'39.974	265.910
24 ^a - 2	1'46.573	1'06.420	Tappy		1'46.128	1'06.326	Mowlem				1'46.900	1'06.331	Rizzo	1'45.469	1'05.495	Piquet jr
24 ^a - 3	2'23.082	0'36.509			2'22.111	0'35.983					2'23.678	0'36.778		2'21.298	0'35.829	
25 ^a - 1	0'40.272	0'40.272		261.453	0'39.771	0'39.771	260.001				0'40.716	0'40.716	258.564	0'39.820	0'39.820	264.407
25 ^a - 2	1'46.516	1'06.244	Tappy		1'45.010	1'05.239	Mowlem				1'46.956	1'06.240	Rizzo	1'45.071	1'05.251	Piquet jr
25 ^a - 3	2'22.846	0'36.330			2'21.027	0'36.017					2'24.087	0'37.131		2'21.192	0'36.121	
26 ^a - 1	0'40.423	0'40.423		260.000	0'39.822	0'39.822	261.453				0'40.763	0'40.763	245.027	0'40.089	0'40.089	264.407
26 ^a - 2	1'46.873	1'06.450	Tappy		1'45.463	1'05.641	Mowlem				1'48.330	1'07.567	Rizzo	1'45.415	1'05.326	Piquet jr
26 ^a - 3	2'23.151	0'36.278			2'21.625	0'36.162					2'25.676	0'37.346		2'21.402	0'35.987	
27 ^a - 1	0'40.536	0'40.536		257.143	0'39.814	0'39.814	260.000				0'40.850	0'40.850	215.669	0'39.890	0'39.890	264.407
27 ^a - 2	1'46.800	1'06.264	Tappy		1'46.165	1'06.351	Mowlem				1'47.826	1'06.976	Rizzo	1'45.237	1'05.347	Piquet jr
27 ^a - 3	2'23.160	0'36.360			2'22.609	0'36.444					2'24.515	0'36.689		2'21.367	0'36.130	
28 ^a - 1	0'40.297	0'40.297		261.453	0'39.834	0'39.834	260.000				0'40.419	0'40.419	258.564	0'39.852	0'39.852	265.910
28 ^a - 2	1'46.668	1'06.371	Tappy		1'45.719	1'05.885	Mowlem				1'47.641	1'07.222	Rizzo	1'45.362	1'05.510	Piquet jr
28 ^a - 3	2'28.275	0'41.607			2'22.134	0'36.415					2'26.896	0'39.255		2'21.691	0'36.329	

Ideal Lap	
0'40.153	0'40.153
1'45.955	1'05.802
2'22.177	0'36.222

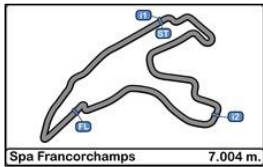
Ideal Lap	
0'39.771	0'39.771
1'43.916	1'04.145
2'19.484	0'35.568

Ideal Lap	
0'39.465	0'39.465
1'44.205	1'04.740
2'20.112	0'35.907

Ideal Lap	
0'40.233	0'40.233
1'45.404	1'05.171
2'21.805	0'36.401

Ideal Lap	
0'39.820	0'39.820
1'44.504	1'04.684
2'20.279	0'35.775

Ideal Best Lap	
0'39.465	0'39.465
1'43.451	1'03.986
2'19.019	0'35.568

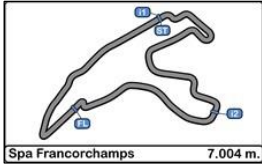


Circuit de Spa
International GT Open
RACE - 1

LAP ANALYSIS

27/05/2017

Number	54			55			65			74			88			
	Lap	Lap Time	Partial	Speed	Lap Time	Partial	Speed	Lap Time	Partial	Speed	Lap Time	Partial	Speed	Lap Time	Partial	Speed
1 ^a - 1	0'42.925	0'42.925		257.143	0'46.452	0'46.452	255.738	0'44.318	0'44.318	260.001	0'47.335	0'47.335	254.348	0'43.899	0'43.899	258.564
1 ^a - 2	1'47.440	1'04.515	Costa		1'53.984	1'07.532	Farnbacher	1'50.280	1'05.962	Rueda	1'56.312	1'08.977	Konrad	1'49.925	1'06.026	Ledogar
1 ^a - 3	2'23.227	0'35.787			2'31.641	0'37.657		2'26.655	0'36.375		2'33.222	0'36.910		2'26.034	0'36.109	
2 ^a - 1	0'40.015	0'40.015		261.453	0'40.399	0'40.399	261.453	0'40.290	0'40.290	264.407	0'40.655	0'40.655	257.143	0'40.152	0'40.152	258.564
2 ^a - 2	1'44.077	1'04.062	Costa		1'47.393	1'06.994	Farnbacher	1'45.633	1'05.343	Rueda	1'47.866	1'07.211	Konrad	1'45.594	1'05.442	Ledogar
2 ^a - 3	2'19.836	0'35.759			2'25.102	0'37.709		2'21.646	0'36.013		2'24.985	0'37.119		2'21.754	0'36.160	
3 ^a - 1	0'40.053	0'40.053		260.000	0'41.002	0'41.002	261.453	0'40.696	0'40.696	265.910				0'39.988	0'39.988	261.453
3 ^a - 2	2'02.203	1'22.150	Costa		1'56.012	1'15.010	Farnbacher	2'00.741	1'20.045	Rueda				2'00.324	1'20.336	Ledogar
3 ^a - 3	2'44.143	0'41.940			2'42.536	0'46.524		2'45.239	0'44.498					2'44.386	0'44.062	
4 ^a - 1	1'33.891	1'33.891		149.521	1'31.368	1'31.368		1'32.403	1'32.403					1'32.167	1'32.167	
4 ^a - 2	3'38.454	2'04.563	Costa		3'34.781	2'03.413	Farnbacher	3'35.657	2'03.254	Rueda				3'35.451	2'03.284	Ledogar
4 ^a - 3	4'48.915	1'10.461			4'41.924	1'07.143		4'45.279	1'09.622					4'45.062	1'09.611	
5 ^a - 1	0'40.424	0'40.424		260.000	0'40.546	0'40.546	262.922	0'40.724	0'40.724	262.922				0'40.333	0'40.333	260.000
5 ^a - 2	1'44.511	1'04.087	Costa		1'46.539	1'05.993	Farnbacher	1'46.771	1'06.047	Rueda				1'46.699	1'06.366	Ledogar
5 ^a - 3	2'20.385	0'35.874			2'23.000	0'36.461		2'23.189	0'36.418					2'23.323	0'36.624	
6 ^a - 1	0'40.035	0'40.035		262.922	0'41.114	0'41.114	260.001	0'40.401	0'40.401	262.922				0'40.065	0'40.065	262.922
6 ^a - 2	1'44.097	1'04.062	Costa		1'47.801	1'06.687	Farnbacher	1'46.134	1'05.733	Rueda				3'36.342	2'56.277	Ledogar
6 ^a - 3	2'27.266	0'43.169			2'27.386	0'39.585		2'26.368	0'40.234					4'16.385	0'40.043	
7 ^a - 1	1'31.955	1'31.955		149.521	1'33.350	1'33.350	133.715	1'33.418	1'33.418	127.869				0'40.538	0'40.538	257.143
7 ^a - 2	3'30.403	1'58.448	Costa		3'28.114	1'54.764	Farnbacher	3'29.325	1'55.907	Rueda				1'52.659	1'12.121	Ledogar
7 ^a - 3	4'45.376	1'14.973			4'41.017	1'12.903		4'43.320	1'13.995					3'02.887	1'10.228	
8 ^a - 1	0'40.240	0'40.240		261.453	0'40.658	0'40.658	261.453	0'40.737	0'40.737	261.453				0'41.081	0'41.081	261.453
8 ^a - 2	1'44.226	1'03.986	Costa		1'46.692	1'06.034	Farnbacher	1'45.980	1'05.243	Rueda				1'48.472	1'07.391	Ledogar
8 ^a - 3	2'19.964	0'35.738			2'22.757	0'36.065		2'22.152	0'36.172					2'25.336	0'36.864	
9 ^a - 1	0'40.111	0'40.111		261.453	0'40.763	0'40.763	260.000	0'40.373	0'40.373	264.407				0'40.272	0'40.272	262.922
9 ^a - 2	1'44.328	1'04.217	Costa		1'47.687	1'06.924	Farnbacher	1'45.500	1'05.127	Rueda				1'47.076	1'06.804	Ledogar
9 ^a - 3	2'20.193	0'35.865			2'33.691	0'46.004	PIT	2'21.711	0'36.211					2'23.600	0'36.524	
10 ^a - 1	0'39.801	0'39.801		262.922				0'40.312	0'40.312	264.407				0'40.048	0'40.048	261.453
10 ^a - 2	1'43.972	1'04.171	Costa					1'45.769	1'05.457	Rueda				1'45.993	1'05.945	Ledogar
10 ^a - 3	2'19.680	0'35.708						2'29.059	0'43.290	PIT				2'22.212	0'36.219	
11 ^a - 1	0'39.836	0'39.836		262.922				1'46.507	1'46.507	252.973				0'39.877	0'39.877	264.407
11 ^a - 2	1'44.327	1'04.491	Costa					2'50.808	1'04.301	Bouveng				1'46.196	1'06.319	Ledogar
11 ^a - 3	2'20.184	0'35.857						3'26.729	0'35.921					2'22.712	0'36.516	
12 ^a - 1	0'39.869	0'39.869		262.922				0'40.171	0'40.171	260.000				0'40.032	0'40.032	258.564
12 ^a - 2	1'44.110	1'04.241	Costa					1'44.519	1'04.348	Bouveng				1'45.518	1'05.486	Ledogar
12 ^a - 3	2'19.865	0'35.755						2'20.461	0'35.942					2'21.648	0'36.130	
13 ^a - 1	0'39.799	0'39.799		261.453				0'39.879	0'39.879	261.453				0'40.013	0'40.013	258.564
13 ^a - 2	1'43.947	1'04.148	Costa		1'43.947	1'04.148		1'44.389	1'04.510	Bouveng				1'45.804	1'05.791	Ledogar
13 ^a - 3	2'19.740	0'35.793						2'20.291	0'35.902					2'21.524	0'35.720	
14 ^a - 1	0'39.872	0'39.872		262.922				0'40.122	0'40.122	261.453				0'39.936	0'39.936	262.922
14 ^a - 2	1'44.252	1'04.380	Costa					1'44.262	1'04.140	Bouveng				1'45.625	1'05.689	Ledogar
14 ^a - 3	2'20.174	0'35.922						2'20.224	0'35.962					2'21.477	0'35.852	
15 ^a - 1	0'39.969	0'39.969		262.922				0'40.027	0'40.027	260.000				0'39.914	0'39.914	258.564
15 ^a - 2	1'44.365	1'04.396	Costa					1'44.501	1'04.474	Bouveng				1'45.394	1'05.480	Ledogar
15 ^a - 3	2'26.534	0'42.169	PIT					2'20.575	0'36.074					2'27.367	0'41.973	PIT
16 ^a - 1	1'48.028	1'48.028		255.738				0'40.007	0'40.007	262.922						
16 ^a - 2	2'52.936	1'04.908	Frommenwiler					1'44.525	1'04.518	Bouveng						
16 ^a - 3	3'28.605	0'35.669						2'20.458	0'35.933							
17 ^a - 1	0'40.196	0'40.196		260.000				0'40.125	0'40.125	261.453						
17 ^a - 2	1'44.356	1'04.160	Frommenwiler					1'44.805	1'04.680	Bouveng						
17 ^a - 3	2'19.967	0'35.611						2'20.867	0'36.062							
18 ^a - 1	0'39.986	0'39.986		260.001				0'40.215	0'40.215	260.001						
18 ^a - 2	1'44.330	1'04.344	Frommenwiler					1'45.092	1'04.877	Bouveng						
18 ^a - 3	2'20.500	0'36.170						2'21.158	0'36.066							
19 ^a - 1	0'40.193	0'40.193		260.000				0'39.936	0'39.936	260.001						
19 ^a - 2	1'46.060	1'05.867	Frommenwiler					1'44.537	1'04.601	Bouveng						
19 ^a - 3	2'23.406	0'37.346						2'20.785	0'36.248							
20 ^a - 1	0'40.140	0'40.140		261.453				0'40.202	0'40.202	260.001						
20 ^a - 2	1'44.878	1'04.738	Frommenwiler					1'45.325	1'05.123	Bouveng						
20 ^a - 3	2'21.000	0'36.122						2'21.424	0'36.099							
21 ^a - 1	0'40.287	0'40.287		260.000				0'40.199	0'40.199	261.453						
21 ^a - 2	1'45.225	1'04.938	Frommenwiler					1'45.324	1'05.125	Bouveng						
21 ^a - 3	2'21.007	0'35.782						2'21.698	0'36.374							



**Circuit de Spa
International GT Open
RACE - 1**

LAP ANALYSIS

27/05/2017

Number	54			55			65			74			88			
	Lap	Lap Time	Partial	Speed	Lap Time	Partial	Speed	Lap Time	Partial	Speed	Lap Time	Partial	Speed	Lap Time	Partial	Speed
22 ^a - 1	0'40.264	0'40.264		260.001				0'40.166	0'40.166		262.922					
22 ^a - 2	1'45.267	1'05.003	Frommenwiler					1'45.305	1'05.139	Bouveng						
22 ^a - 3	2'21.033	0'35.766						2'21.435	0'36.130							
23 ^a - 1	0'40.005	0'40.005		261.453				0'40.229	0'40.229		260.001					
23 ^a - 2	1'45.169	1'05.164	Frommenwiler					1'45.719	1'05.490	Bouveng						
23 ^a - 3	2'21.321	0'36.152						2'21.993	0'36.274							
24 ^a - 1	0'40.012	0'40.012		262.922				0'40.202	0'40.202		261.453					
24 ^a - 2	1'44.866	1'04.854	Frommenwiler					1'45.291	1'05.089	Bouveng						
24 ^a - 3	2'21.106	0'36.240						2'21.621	0'36.330							
25 ^a - 1	0'40.039	0'40.039		261.453				0'40.182	0'40.182		262.922					
25 ^a - 2	1'45.096	1'05.057	Frommenwiler					1'45.275	1'05.093	Bouveng						
25 ^a - 3	2'21.105	0'36.009						2'21.404	0'36.129							
26 ^a - 1	0'39.978	0'39.978		261.453				0'40.240	0'40.240		262.922					
26 ^a - 2	1'44.706	1'04.728	Frommenwiler					1'45.703	1'05.463	Bouveng						
26 ^a - 3	2'20.629	0'35.923						2'21.968	0'36.265							
27 ^a - 1	0'40.065	0'40.065		262.922				0'40.474	0'40.474		261.453					
27 ^a - 2	1'44.765	1'04.700	Frommenwiler					1'45.943	1'05.469	Bouveng						
27 ^a - 3	2'20.475	0'35.710						2'22.407	0'36.464							
28 ^a - 1	0'40.188	0'40.188		262.922				0'40.521	0'40.521		261.453					
28 ^a - 2	1'45.677	1'05.489	Frommenwiler					1'46.094	1'05.573	Bouveng						
28 ^a - 3	2'22.643	0'36.966						2'22.506	0'36.412							

Ideal Lap	
0'39.799	0'39.799
1'43.785	1'03.986
2'19.396	0'35.611

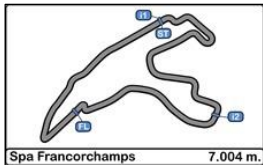
Ideal Lap	
0'40.399	0'40.399
1'46.392	1'05.993
2'22.457	0'36.065

Ideal Lap	
0'39.879	0'39.879
1'44.019	1'04.140
2'19.921	0'35.902

Ideal Lap	
0'40.655	0'40.655
1'47.866	1'07.211
2'24.776	0'36.910

Ideal Lap	
0'39.877	0'39.877
1'45.319	1'05.442
2'21.039	0'35.720

Ideal Best Lap	
0'39.465	0'39.465
1'43.451	1'03.986
2'19.019	0'35.568

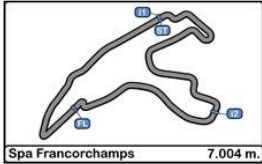


Circuit de Spa
International GT Open
RACE - 1

LAP ANALYSIS

27/05/2017

Number	90			99			488			555			
	Lap	Lap Time	Partial	Speed	Lap Time	Partial	Speed	Lap Time	Partial	Speed	Lap Time	Partial	Speed
1 ^a - 1	0'47.607	0'47.607		227.185	0'49.860	0'49.860	254.348	0'43.395	0'43.395	260.001	0'45.597	0'45.597	257.143
1 ^a - 2	1'56.971	1'09.364	Verbergt		2'00.449	1'10.589	Coimbra	1'48.595	1'05.200	Mac	1'52.938	1'07.341	Liuzzi
1 ^a - 3	2'34.067	0'37.096			2'38.107	0'37.658		2'24.299	0'35.704		2'29.840	0'36.902	
2 ^a - 1	0'40.714	0'40.714	242.488	0'41.405	0'41.405	254.348	0'40.040	0'40.040	260.000	0'41.560	0'41.560	260.000	
2 ^a - 2	1'48.268	1'07.554	Verbergt		1'48.320	1'06.915	Coimbra	1'44.970	1'04.930	Mac	1'47.535	1'05.975	Liuzzi
2 ^a - 3	2'24.804	0'36.536			2'25.790	0'37.470		2'20.723	0'35.753		2'24.074	0'36.539	
3 ^a - 1	0'40.955	0'40.955	227.185	0'41.432	0'41.432	252.973	0'39.931	0'39.931	258.564	0'40.662	0'40.662	260.001	
3 ^a - 2	1'55.837	1'14.882	Verbergt		1'54.709	1'13.277	Coimbra	2'00.717	1'20.786	Mac	1'57.667	1'17.005	Liuzzi
3 ^a - 3	2'42.996	0'47.159			2'42.625	0'47.916		2'42.815	0'42.098		2'42.796	0'45.129	
4 ^a - 1	1'32.087	1'32.087			1'33.337	1'33.337		1'33.924	1'33.924		1'32.426	1'32.426	
4 ^a - 2	3'35.584	2'03.497	Verbergt		3'35.642	2'02.305	Coimbra	3'38.345	2'04.421	Mac	3'35.596	2'03.170	Liuzzi
4 ^a - 3	4'41.960	1'06.376			4'41.964	1'06.322		4'48.684	1'10.339		4'43.169	1'07.573	
5 ^a - 1	0'40.706	0'40.706	247.620	0'42.193	0'42.193	255.738	0'40.459	0'40.459	260.001	0'40.763	0'40.763	261.453	
5 ^a - 2	1'48.111	1'07.405	Verbergt		1'50.160	1'07.967	Coimbra	1'45.437	1'04.978	Mac	1'47.305	1'06.542	Liuzzi
5 ^a - 3	2'24.981	0'36.870			2'27.822	0'37.662		2'21.604	0'36.167		2'24.079	0'36.774	
6 ^a - 1	0'40.126	0'40.126	260.000	0'41.379	0'41.379	258.564	0'40.059	0'40.059	261.453	0'48.754	0'48.754	171.429	
6 ^a - 2	1'48.621	1'08.495	Verbergt		1'49.799	1'08.420	Coimbra	1'44.606	1'04.547	Mac	3'03.082	2'14.328	Liuzzi
6 ^a - 3	2'28.874	0'40.253			2'28.156	0'38.357		2'26.417	0'41.811		4'43.418	1'40.336	PIT
7 ^a - 1	1'32.276	1'32.276	130.001	1'29.034	1'29.034		1'31.596	1'31.596	144.892	1'31.717	1'31.717	246.316	
7 ^a - 2	3'25.515	1'53.239	Verbergt		3'22.439	1'53.405	Coimbra	3'30.285	1'58.689	Mac	2'40.405	1'08.688	Liuzzi
7 ^a - 3	4'36.407	1'10.892			4'32.886	1'10.447		4'45.179	1'14.894		3'17.464	0'37.059	
8 ^a - 1	0'40.756	0'40.756	242.488	0'41.388	0'41.388	258.564	0'40.298	0'40.298	260.000	0'41.007	0'41.007	255.738	
8 ^a - 2	1'48.169	1'07.413	Verbergt		1'49.453	1'08.065	Coimbra	1'45.140	1'04.842	Mac	1'46.414	1'05.407	Liuzzi
8 ^a - 3	2'24.998	0'36.829			2'26.348	0'36.895		2'20.886	0'35.746		2'22.785	0'36.371	
9 ^a - 1	0'40.589	0'40.589	242.488	0'41.241	0'41.241	258.564	0'40.054	0'40.054	258.564	0'40.791	0'40.791	257.143	
9 ^a - 2	1'47.618	1'07.029	Verbergt		1'47.462	1'06.221	Coimbra	1'44.545	1'04.491	Mac	1'46.248	1'05.457	Liuzzi
9 ^a - 3	2'24.110	0'36.492			2'24.346	0'36.884		2'20.366	0'35.821		2'22.481	0'36.233	
10 ^a - 1	0'40.150	0'40.150	248.937	0'40.767	0'40.767	257.143	0'39.850	0'39.850	258.564	0'40.810	0'40.810	257.143	
10 ^a - 2	1'47.116	1'06.966	Verbergt		1'47.879	1'07.112	Coimbra	1'44.529	1'04.679	Mac	1'46.140	1'05.330	Liuzzi
10 ^a - 3	2'23.813	0'36.697			2'25.181	0'37.302		2'20.291	0'35.762		2'22.338	0'36.198	
11 ^a - 1	0'40.556	0'40.556	236.364	0'40.954	0'40.954	257.143	0'39.831	0'39.831	260.000	0'40.639	0'40.639	257.143	
11 ^a - 2	1'47.688	1'07.132	Verbergt		1'47.257	1'06.303	Coimbra	1'44.626	1'04.795	Mac	1'45.863	1'05.224	Liuzzi
11 ^a - 3	2'32.293	0'44.605	PIT		2'24.972	0'37.715		2'20.432	0'35.806		2'22.023	0'36.160	
12 ^a - 1	1'56.465	1'56.465	240.001	0'41.147	0'41.147	257.143	0'39.983	0'39.983	258.564	0'40.592	0'40.592	258.564	
12 ^a - 2	3'03.477	1'07.012	Dejonghe		1'47.349	1'06.202	Coimbra	1'44.501	1'04.518	Mac	1'45.452	1'04.860	Hamaguchi
12 ^a - 3	3'40.393	0'36.916			2'24.444	0'37.095		2'26.873	0'42.372	PIT	2'21.484	0'36.032	
13 ^a - 1	0'40.777	0'40.777	258.564	0'41.100	0'41.100	252.973	1'53.107	1'53.107	248.937	0'40.543	0'40.543	257.143	
13 ^a - 2	1'47.218	1'06.441	Dejonghe		1'47.473	1'06.373	Coimbra	2'59.840	1'06.733	Ramos	1'45.625	1'05.082	Hamaguchi
13 ^a - 3	2'23.936	0'36.718			2'31.468	0'43.995	PIT	3'36.626	0'36.786		2'21.862	0'36.237	
14 ^a - 1	0'40.385	0'40.385	262.922	1'55.066	1'55.066	248.937	0'40.998	0'40.998	255.738	0'40.637	0'40.637	257.143	
14 ^a - 2	1'46.202	1'05.817	Dejonghe		3'06.816	1'11.750	Silva	1'46.397	1'05.399	Ramos	1'45.756	1'05.119	Hamaguchi
14 ^a - 3	2'22.574	0'36.372			3'45.086	0'38.270		2'22.653	0'36.256		2'29.332	0'43.576	PIT
15 ^a - 1	0'40.346	0'40.346	261.453	0'42.029	0'42.029	251.613	0'40.414	0'40.414	255.738	1'56.057	1'56.057	252.973	
15 ^a - 2	1'45.877	1'05.531	Dejonghe		1'49.726	1'07.697	Silva	1'45.447	1'05.033	Ramos	3'02.309	1'06.252	Hamaguchi
15 ^a - 3	2'22.237	0'36.360			2'27.462	0'37.736		2'21.668	0'36.221		3'39.379	0'37.070	
16 ^a - 1	0'40.217	0'40.217	262.922	0'41.338	0'41.338	255.738	0'40.364	0'40.364	257.143	0'41.018	0'41.018	257.143	
16 ^a - 2	1'48.698	1'08.481	Dejonghe		1'48.671	1'07.333	Silva	1'45.330	1'04.966	Ramos	1'46.849	1'05.831	Hamaguchi
16 ^a - 3	2'25.643	0'36.945			2'26.512	0'37.841		2'21.572	0'36.242		2'23.511	0'36.662	
17 ^a - 1	0'40.316	0'40.316	262.922	0'41.496	0'41.496	255.738	0'40.369	0'40.369	257.143	0'40.655	0'40.655	258.564	
17 ^a - 2	1'46.293	1'05.977	Dejonghe		1'49.035	1'07.539	Silva	1'45.314	1'04.945	Ramos	1'48.115	1'07.460	Hamaguchi
17 ^a - 3	2'22.749	0'36.456			2'26.663	0'37.628		2'21.408	0'36.094		2'25.490	0'37.375	
18 ^a - 1	0'40.205	0'40.205	261.453	0'42.000	0'42.000	225.000	0'40.087	0'40.087	258.564	0'40.592	0'40.592	257.143	
18 ^a - 2	1'46.494	1'06.289	Dejonghe		1'50.921	1'08.921	Silva	1'45.221	1'05.134	Ramos	1'47.189	1'06.597	Hamaguchi
18 ^a - 3	2'22.852	0'36.358			2'29.342	0'38.421		2'21.117	0'35.896		2'24.657	0'37.468	
19 ^a - 1	0'40.350	0'40.350	261.453	0'41.347	0'41.347	255.738	0'40.089	0'40.089	255.738	0'42.107	0'42.107	254.348	
19 ^a - 2	1'46.340	1'05.990	Dejonghe		1'49.274	1'07.927	Silva	1'44.897	1'04.808	Ramos	1'49.745	1'07.638	Hamaguchi
19 ^a - 3	2'22.729	0'36.389			2'27.310	0'38.036		2'21.209	0'36.312		2'30.687	0'40.942	
20 ^a - 1	0'40.123	0'40.123	264.407	0'41.028	0'41.028	257.143	0'40.312	0'40.312	257.143	0'40.622	0'40.622	258.564	
20 ^a - 2	1'46.393	1'06.270	Dejonghe		1'49.440	1'08.412	Silva	1'45.273	1'04.961	Ramos	1'46.287	1'05.665	Hamaguchi
20 ^a - 3	2'23.082	0'36.689			2'27.692	0'38.252		2'21.428	0'36.155		2'22.901	0'36.614	
21 ^a - 1	0'40.396	0'40.396	258.564	0'41.472	0'41.472	257.143	0'40.167	0'40.167	258.564	0'40.558	0'40.558	260.001	
21 ^a - 2	1'46.449	1'06.053	Dejonghe		1'48.962	1'07.490	Silva	1'45.409	1'05.242	Ramos	1'46.357	1'05.799	Hamaguchi
21 ^a - 3	2'22.749	0'36.300			2'26.913	0'37.951		2'21.517	0'36.108		2'22.799	0'36.442	



**Circuit de Spa
International GT Open
RACE - 1**

LAP ANALYSIS

27/05/2017

Number	90			99			488			555			
	Lap	Lap Time	Partial	Speed	Lap Time	Partial	Speed	Lap Time	Partial	Speed	Lap Time	Partial	Speed
22 ^a - 1	0'40.486	0'40.486		258.564	0'41.565	0'41.565	255.738	0'40.271	0'40.271	257.143	0'40.502	0'40.502	260.000
22 ^a - 2	1'47.784	1'07.298	Dejonghe		1'49.817	1'08.252	Silva	1'45.100	1'04.829	Ramos	1'46.373	1'05.871	Hamaguchi
22 ^a - 3	2'25.022	0'37.238			2'27.815	0'37.998		2'21.343	0'36.243		2'23.115	0'36.742	
23 ^a - 1	0'40.496	0'40.496		261.453	0'41.508	0'41.508	231.684	0'40.182	0'40.182	258.564	0'40.786	0'40.786	257.143
23 ^a - 2	1'46.582	1'06.086	Dejonghe		1'52.158	1'10.650	Silva	1'45.197	1'05.015	Ramos	1'46.928	1'06.142	Hamaguchi
23 ^a - 3	2'23.230	0'36.648			2'29.969	0'37.811		2'21.378	0'36.181		2'24.088	0'37.160	
24 ^a - 1	0'40.202	0'40.202		262.922	0'41.589	0'41.589	255.738	0'40.478	0'40.478	257.143	0'40.506	0'40.506	258.564
24 ^a - 2	1'46.409	1'06.207	Dejonghe		1'49.957	1'08.368	Silva	1'46.041	1'05.563	Ramos	1'46.725	1'06.219	Hamaguchi
24 ^a - 3	2'23.048	0'36.639			2'28.127	0'38.170		2'22.276	0'36.235		2'22.916	0'36.191	
25 ^a - 1	0'40.404	0'40.404		262.922	0'41.321	0'41.321	255.738	0'40.350	0'40.350	255.738	0'40.299	0'40.299	258.564
25 ^a - 2	1'46.498	1'06.094	Dejonghe		1'49.470	1'08.149	Silva	1'46.026	1'05.676	Ramos	1'46.113	1'05.814	Hamaguchi
25 ^a - 3	2'22.737	0'36.239			2'27.490	0'38.020		2'22.413	0'36.387		2'22.515	0'36.402	
26 ^a - 1	0'40.408	0'40.408		261.453	0'41.540	0'41.540	255.738	0'40.366	0'40.366	257.143	0'40.310	0'40.310	260.000
26 ^a - 2	1'46.476	1'06.068	Dejonghe		1'49.517	1'07.977	Silva	1'45.561	1'05.195	Ramos	1'47.168	1'06.858	Hamaguchi
26 ^a - 3	2'22.960	0'36.484			2'27.617	0'38.100		2'22.275	0'36.714		2'23.498	0'36.330	
27 ^a - 1	0'40.308	0'40.308		262.922	0'41.566	0'41.566	255.738	0'40.421	0'40.421	257.143	0'40.363	0'40.363	260.001
27 ^a - 2	1'46.609	1'06.301	Dejonghe		1'50.563	1'08.997	Silva	1'45.342	1'04.921	Ramos	1'46.592	1'06.229	Hamaguchi
27 ^a - 3	2'23.016	0'36.407			2'29.283	0'38.720		2'22.377	0'37.035		2'23.531	0'36.939	
28 ^a - 1	0'40.215	0'40.215		262.922				0'40.483	0'40.483	258.564	0'40.368	0'40.368	260.001
28 ^a - 2	1'46.545	1'06.330	Dejonghe					1'46.234	1'05.751	Ramos	1'47.740	1'07.372	Hamaguchi
28 ^a - 3	2'23.108	0'36.563						2'23.699	0'37.465		2'26.965	0'39.225	

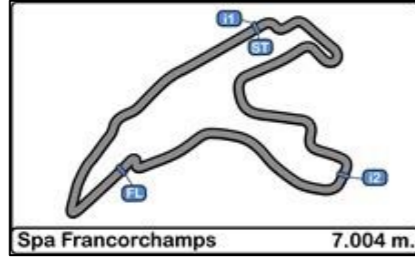
Ideal Lap	
0'40.123	0'40.123
1'45.654	1'05.531
2'21.893	0'36.239

Ideal Lap	
0'40.767	0'40.767
1'46.969	1'06.202
2'23.853	0'36.884

Ideal Lap	
0'39.831	0'39.831
1'44.322	1'04.491
2'20.026	0'35.704

Ideal Lap	
0'40.299	0'40.299
1'45.159	1'04.860
2'21.191	0'36.032

Ideal Best Lap	
0'39.465	0'39.465
1'43.451	1'03.986
2'19.019	0'35.568

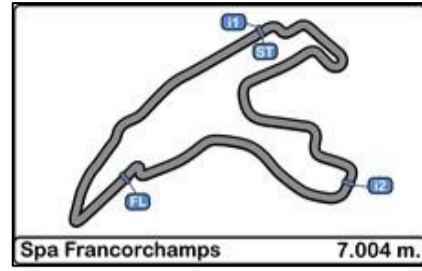


Circuit de Spa
International GT Open
RACE - 1

Best Sectors Results

27/05/2017

Sector - 1				Sector - 2				Sector - 3				Ideal Lap vs Best Lap			
Ord.	Nº	Driver	Time	Nº	Driver	Time	Nº	Driver	Time	Ord.	Nº	Driver	Ideal Lap	Best Lap	Ord.
1	39	Enge - Dolby	39.465	54	Costa - Frommenwiler	1'03.986	25	Dunbar - Mowlem	35.568	1	20	Pierburg - Szymkowiak	2'19.285	2'19.626	2
2	10	Witt - Meadows	39.569	20	Pierburg - Szymkowiak	1'04.043	20	Pierburg - Szymkowiak	35.582	2	54	Costa - Frommenwiler	2'19.396	2'19.680	3
3	20	Pierburg - Szymkowiak	39.660	65	Bouveng - Rueda	1'04.140	54	Costa - Frommenwiler	35.611	3	25	Dunbar - Mowlem	2'19.484	2'19.584	1
4	25	Dunbar - Mowlem	39.771	25	Dunbar - Mowlem	1'04.145	488	Ramos - Mac	35.704	4	8	Perazzini - Cioci	2'19.863	2'20.017	5
5	54	Costa - Frommenwiler	39.799	8	Perazzini - Cioci	1'04.205	88	West - Ledogar	35.720	5	65	Bouveng - Rueda	2'19.921	2'20.224	6
6	51	Beirão da Veiga - Piquet jr	39.820	1	Biagi - Venturini	1'04.396	22	Balfe - Bell	35.768	6	10	Witt - Meadows	2'19.937	2'20.010	4
7	488	Ramos - Mac	39.831	10	Witt - Meadows	1'04.473	51	Beirão da Veiga - Piquet jr	35.775	7	488	Ramos - Mac	2'20.026	2'20.291	7
8	8	Perazzini - Cioci	39.858	488	Ramos - Mac	1'04.491	8	Perazzini - Cioci	35.800	8	39	Enge - Dolby	2'20.112	2'20.693	9
9	5	Songyang - Caldarelli	39.863	23	Postiglione - Fontana	1'04.590	5	Songyang - Caldarelli	35.802	9	51	Beirão da Veiga - Piquet jr	2'20.279	2'20.705	10
10	88	West - Ledogar	39.877	51	Beirão da Veiga - Piquet jr	1'04.684	23	Postiglione - Fontana	35.868	10	1	Biagi - Venturini	2'20.303	2'20.628	8
11	65	Bouveng - Rueda	39.879	39	Enge - Dolby	1'04.740	10	Witt - Meadows	35.895	11	23	Postiglione - Fontana	2'20.397	2'20.743	11
12	23	Postiglione - Fontana	39.939	16	Hahn - Khodair	1'04.751	65	Bouveng - Rueda	35.902	12	22	Balfe - Bell	2'20.865	2'21.128	12
13	1	Biagi - Venturini	39.949	555	Hamaguchi - Liuzzi	1'04.860	39	Enge - Dolby	35.907	13	5	Songyang - Caldarelli	2'20.950	2'21.139	13
14	22	Balfe - Bell	40.039	11	Liberati - Ling	1'04.885	1	Biagi - Venturini	35.958	14	16	Hahn - Khodair	2'20.967	2'21.397	14
15	16	Hahn - Khodair	40.079	22	Balfe - Bell	1'05.058	555	Hamaguchi - Liuzzi	36.032	15	88	West - Ledogar	2'21.039	2'21.477	15
16	90	Verbergt - Dejonghe	40.123	48	Moissev - Rizzo	1'05.171	55	Farnbacher - Farnbacher	36.065	16	555	Hamaguchi - Liuzzi	2'21.191	2'21.484	16
17	11	Liberati - Ling	40.146	5	Songyang - Caldarelli	1'05.285	16	Hahn - Khodair	36.137	17	11	Liberati - Ling	2'21.272	2'21.583	17
18	24	Benham - Tappy	40.153	88	West - Ledogar	1'05.442	24	Benham - Tappy	36.222	18	48	Moissev - Rizzo	2'21.805	2'21.919	18
19	48	Moissev - Rizzo	40.233	90	Verbergt - Dejonghe	1'05.531	90	Verbergt - Dejonghe	36.239	19	90	Verbergt - Dejonghe	2'21.893	2'22.237	19
20	555	Hamaguchi - Liuzzi	40.299	24	Benham - Tappy	1'05.802	11	Liberati - Ling	36.241	20	24	Benham - Tappy	2'22.177	2'22.516	20
21	55	Farnbacher - Farnbacher	40.399	55	Farnbacher - Farnbacher	1'05.993	48	Moissev - Rizzo	36.401	21	55	Farnbacher - Farnbacher	2'22.457	2'22.757	21
22	74	Hrachowina - Konrad	40.655	99	Coimbra - Silva	1'06.202	7	Sini - Calamia	36.531	22	99	Coimbra - Silva	2'23.853	2'24.346	22
23	99	Coimbra - Silva	40.767	74	Hrachowina - Konrad	1'07.211	99	Coimbra - Silva	36.884	23	74	Hrachowina - Konrad	2'24.776	2'24.985	23
24	7	Sini - Calamia	40.999	7	Sini - Calamia	1'07.680	74	Hrachowina - Konrad	36.910	24	7	Sini - Calamia	2'25.210	2'25.619	24



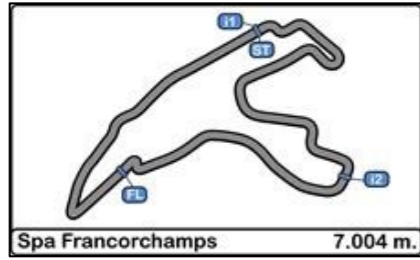
Circuit de Spa
International GT Open
RACE - 1

Best Top Speeds

27/05/2017

Ord.	Nº	Entrant / Team	Nat.	Driver	Nat.	St.	Driver 2	Nat.	St.	Vehicle	Cat.	Cla.	Top 1		Top 2		Top 3		Top 4		Top 5		Avg.
													Km/h	Lap	Km/h	Lap	Km/h	Lap	Km/h	Lap	Km/h	Lap	
1	20	SPS Automotive Performance	DEU	Valentin Pierburg	DEU	Bronze	Jules Szymkowiak	NLD	Silver	Mercedes AMG GT3	PROAM	1º	268.966	6	267.429	8	262.921	9	262.921	3	262.921	5	265.032
2	10	Jordan Racing	GBR	Jordan Witt	GBR	Bronze	Michael Meadows	GBR	Gold	Bentley GT3	PROAM	2º	267.429	16	267.429	10	267.429	20	265.909	18	265.909	21	266.821
3	39	Nigel Mustill / Wessex Vehicles	GBR	Tomas Enge	CZE	Platinum	Craig Dolby	GBR	Gold	Lamborghini Gallardo Rex GT3	PRO	1º	267.429	14	267.429	16	265.909	13	265.909	15	265.909	17	266.517
4	51	RACE / BMW Team Teo Martin	ESP	Lourenço Beirão da Veiga	PRT	Silver	Nelson Piquet jr	BRA	Platinum	BMW M6 GT3	PRO	2º	267.429	22	267.429	10	265.909	16	265.909	23	265.909	24	266.517
5	1	Imperiale Racing	ITA	Thomas Biagi	ITA	Gold	Giovanni Venturini	ITA	Gold	Lamborghini Huracan GT3	PRO	3º	265.909	11	264.407	14	264.407	19	262.921	10	262.921	16	264.113
6	65	RACE / BMW Team Teo Martin	ESP	Victor Bouveng	SWE	Silver	Fran Rueda	ESP	Silver	BMW M6 GT3	PRO	4º	265.909	3	264.407	9	264.407	10	264.407	2	262.921	16	264.410
7	5	SF Racing	CHN	Fu Songyang	CHN	Bronze	Andrea Caldarelli	ITA	Gold	Ferrari 488 GT3	PROAM	3º	264.407	3	264.407	6	264.407	12	262.921	10	262.921	9	263.813
8	23	Imperiale Racing	ITA	Vito Postiglione	ITA	Gold	Andrea Fontana	ITA	Silver	Lamborghini Huracan GT3	PRO	5º	264.407	5	264.407	6	264.407	9	264.407	10	262.921	14	264.110
9	88	Garage 59	GBR	Alexander West	SWE	Bronze	Côme Ledogar	FRA	Platinum	McLaren 650 S GT3 2015	PROAM	4º	264.407	11	262.921	9	262.921	14	262.921	6	261.453	8	262.925
10	90	Autoclub Excelsior / Brussels Racing	BEL	Tim Verbergt	BEL	Gold	Sam Dejonghe	BEL	Silver	Aston Martin Vantage GT3	PRO	6º	264.407	20	262.921	17	262.921	24	262.921	25	262.921	27	263.218
11	11	Ratón Racing	ITA	Edoardo Liberati	ITA	Silver	Kang Ling	CHN	Silver	Lamborghini Huracan GT3	PRO	7º	262.921	10	261.453	9	261.453	2	261.453	8	261.453	11	261.746
12	24	Garage 59	GBR	Michael Benham	GBR	Bronze	Duncan Tappy	GBR	Gold	McLaren 650 S GT3 2015	PROAM	5º	262.921	2	262.921	14	261.453	17	261.453	21	261.453	24	262.040
13	48	Spirit of Race / Kaspersky	CHE	Alex Moissev	RUS	Bronze	Davide Rizzo	ITA	Bronze	Ferrari 488 GT3	AM	1º	262.921	2	262.921	10	262.921	11	261.453	8	261.453	9	262.334
14	54	Emil Frey Lexus Racing	CHE	Albert Costa	ESP	Gold	Philipp Frommenwiler	CHE	Silver	Lexus RC-F GT3	PRO	8º	262.921	12	262.921	14	262.921	15	262.921	24	262.921	27	262.921
15	55	Farnbacher Racing	DEU	Dominik Farnbacher	DEU	Gold	Mario Farnbacher	DEU	Silver	Lexus RC-F GT3	PRO	9º	262.921	5	261.453	3	261.453	2	261.453	8	260.000	6	261.456
16	8	AF Corse	ITA	Piergiuseppe Perazzini	ITA	Bronze	Marco Cioci	ITA	Gold	Ferrari 488 GT3	PROAM	6º	261.453	15	261.453	17	261.453	22	261.453	6	261.453	2	261.453
17	16	Drivex School	ESP	Marcelo Hahn	BRA	Bronze	Allam Khodair	BRA	Gold	Mercedes AMG GT3	PROAM	7º	261.453	22	258.564	14	258.564	20	258.564	21	257.143	23	258.857
18	22	Shaun Balfe / Balfe Motorsport	GBR	Shaun Balfe	GBR	Bronze	Rob Bell	GBR	Platinum	McLaren 650 S GT3 2015	PROAM	8º	261.453	22	261.453	5	260.000	27	260.000	11	260.000	15	260.581
19	25	FF Corse	GBR	Ivor Dunbar	GBR	Bronze	Johnny Mowlem	GBR	Gold	Ferrari 488 GT3	PROAM	9º	261.453	26	261.453	24	260.000	25	260.000	23	260.000	27	260.581
20	488	Spirit of Race	CHE	Miguel Ramos	PRT	Silver	Mikkel Mac	DNK	Gold	Ferrari 488 GT3	PRO	10º	261.453	6	260.000	5	260.000	1	260.000	2	260.000	8	260.291
21	555	FFF Racing Team by ACM	CHN	Hiroshi Hamaguchi	JPN	Bronze	Vitantonio Liuzzi	ITA	Platinum	Lamborghini Huracan GT3	PROAM	10º	261.453	5	260.000	27	260.000	28	260.000	21	260.000	3	260.291
22	7	Solaris Motorsport	ITA	Francesco Sini	ITA	Gold	Mauro Calamia	CHE	Silver	Aston Martin Vantage GT3	PRO	11º	260.000	2	254.348	1							257.174
23	99	Sports and You	PRT	António Coimbra	PRT	Bronze	Luis Silva	PRT	Bronze	Mercedes AMG GT3	AM	2º	258.564	9	258.564	6	258.564	8	257.143	20	257.143	21	257.995
24	74	MS Racing	AUT	Alexander Hrachowina	AUT	Bronze	Martin Konrad	AUT	Bronze	Mercedes AMG GT3	AM	3º	257.143	2	254.348	1							255.745



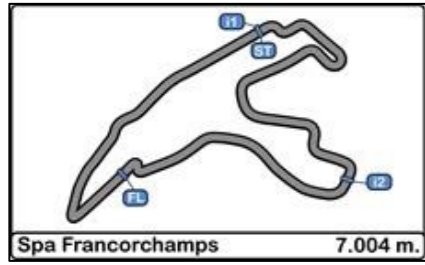


Circuit de Spa
International GT Open
RACE - 1

Fastest Lap Sequence

27/05/2017

<u>Time of Day</u>	<u>Session Time</u>	<u>Nº</u>	<u>Entrant / Team</u>	<u>Nat.</u>	<u>Driver</u>	<u>Nat.</u>	<u>St.</u>	<u>Driver 2</u>	<u>Nat.</u>	<u>St.</u>	<u>Vehicle</u>	<u>Cat.</u>	<u>Time</u>	<u>Km/h</u>	<u>Lap</u>
16:46'32.868	2'23.227	54	Emil Frey Lexus Racing	CHE	Albert Costa	ESP	Gold	Philipp Frommenwiler	CHE	Silver	Lexus RC-F GT3	PRO	2'23.227	176.045	1
16:48'52.582	4'43.063	54	Emil Frey Lexus Racing	CHE	Albert Costa	ESP	Gold	Philipp Frommenwiler	CHE	Silver	Lexus RC-F GT3	PRO	2'19.836	180.314	2
17:12'58.641	8'29.613	54	Emil Frey Lexus Racing	CHE	Albert Costa	ESP	Gold	Philipp Frommenwiler	CHE	Silver	Lexus RC-F GT3	PRO	2'19.680	180.515	10
17:13'09.065	8'40.096	20	SPS Automotive Performance	DEU	Valentin Pierburg	DEU	Bronze	Jules Szymkowiak	NLD	Silver	Mercedes AMG GT3	PROAM	2'19.626	180.585	10
17:24'48.088	20'19.064	25	FF Corse	GBR	Ivor Dunbar	GBR	Bronze	Johnny Mowlem	GBR	Gold	Ferrari 488 GT3	PROAM	2'19.584	180.640	14

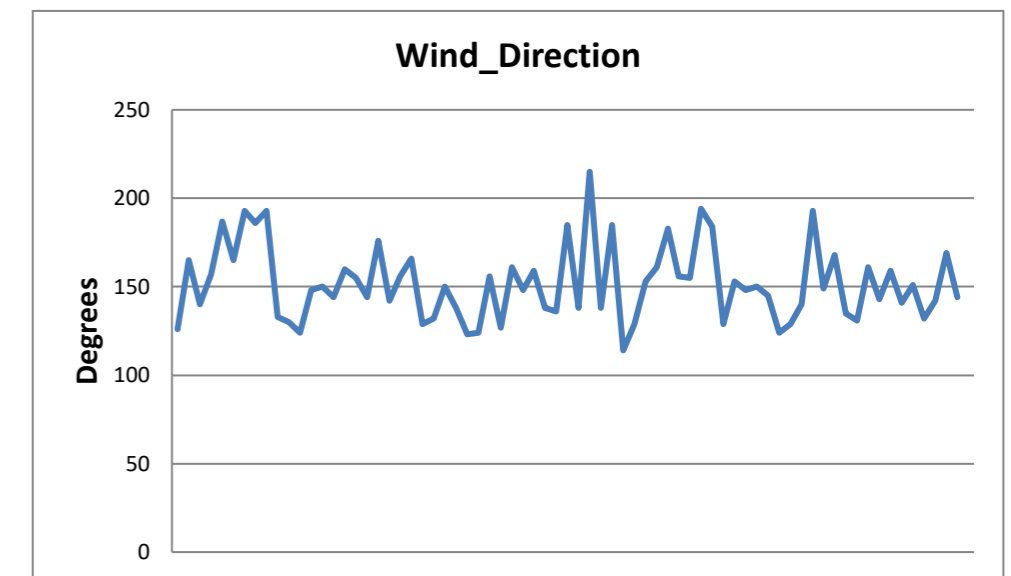
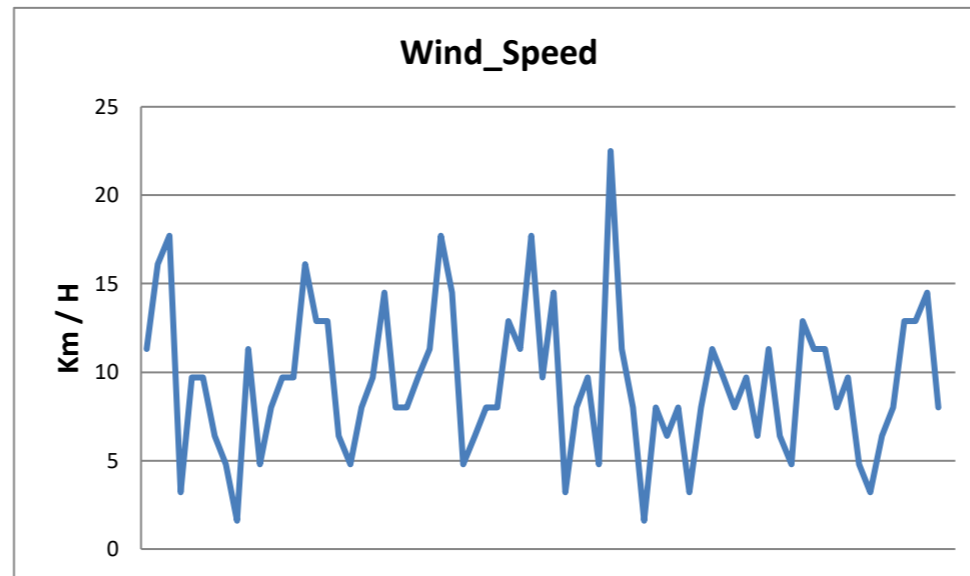
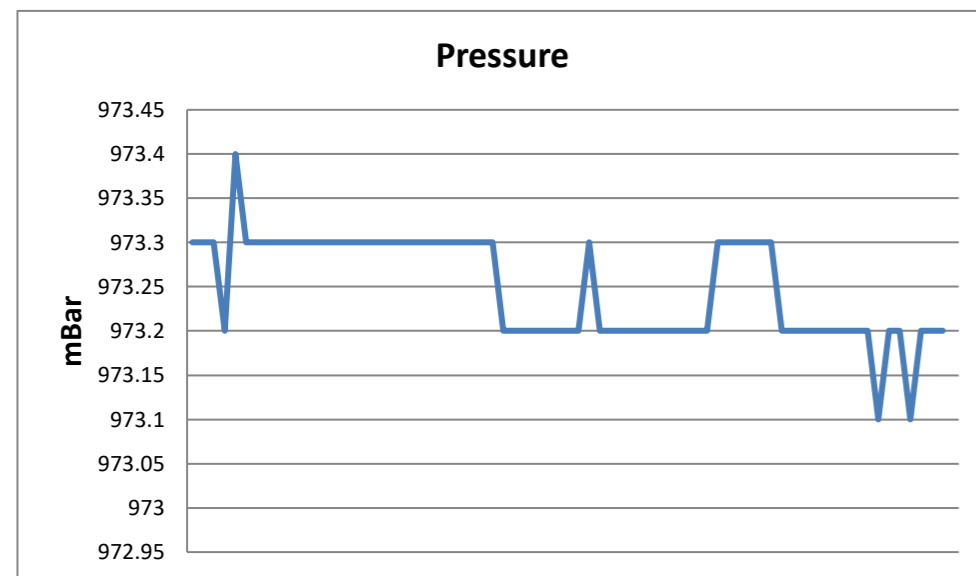
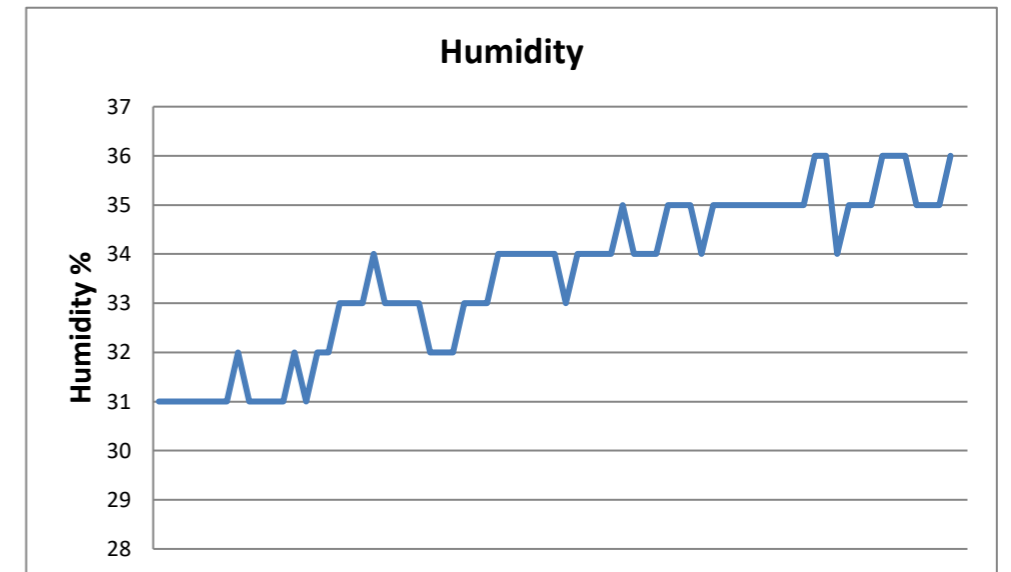
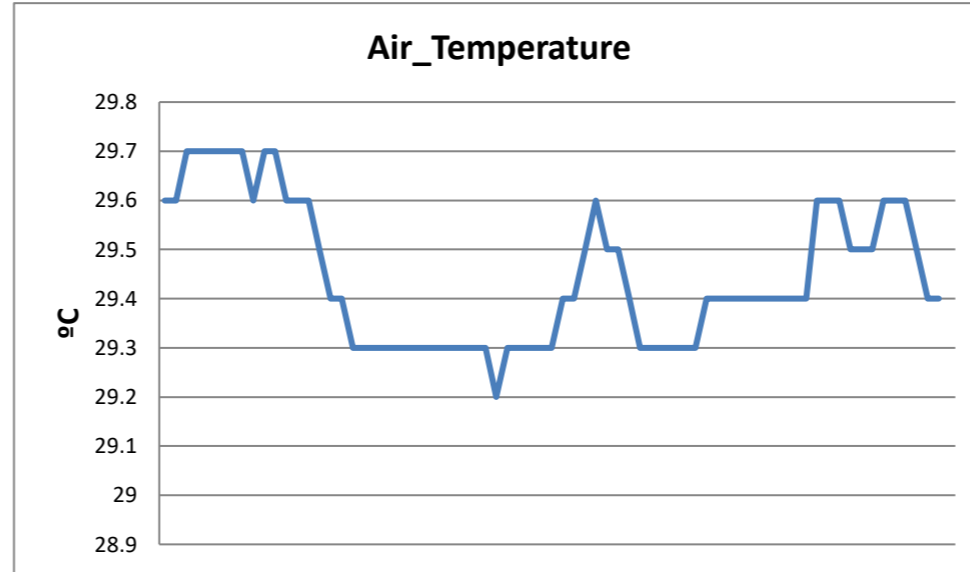
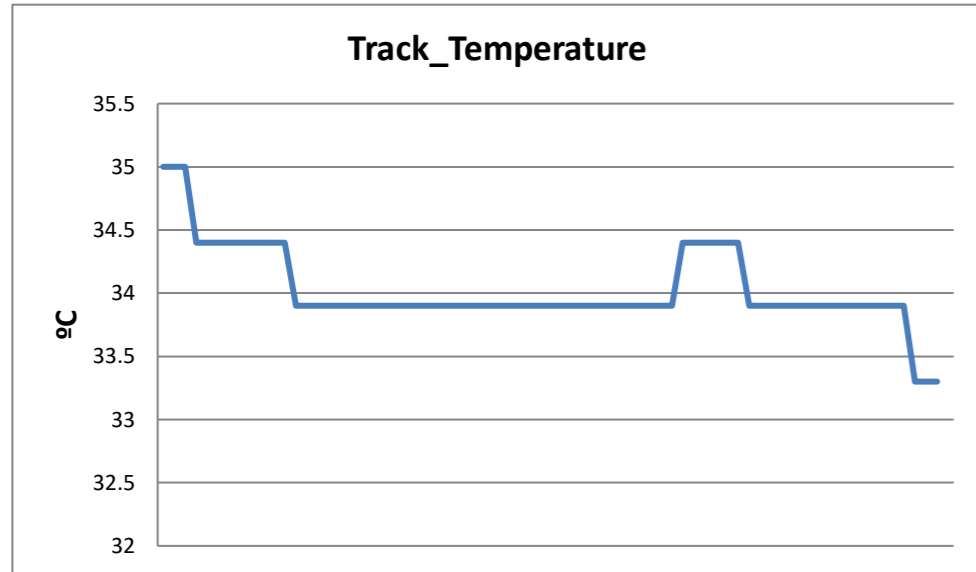


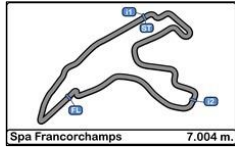
**Circuit de Spa
International GT Open
RACE - 1**

Weather Report

27/05/2017

Track Status DRY



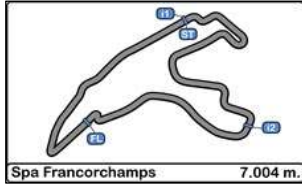


Circuit de Spa
International GT Open
RACE - 1

LAP CHART

27/05/2017

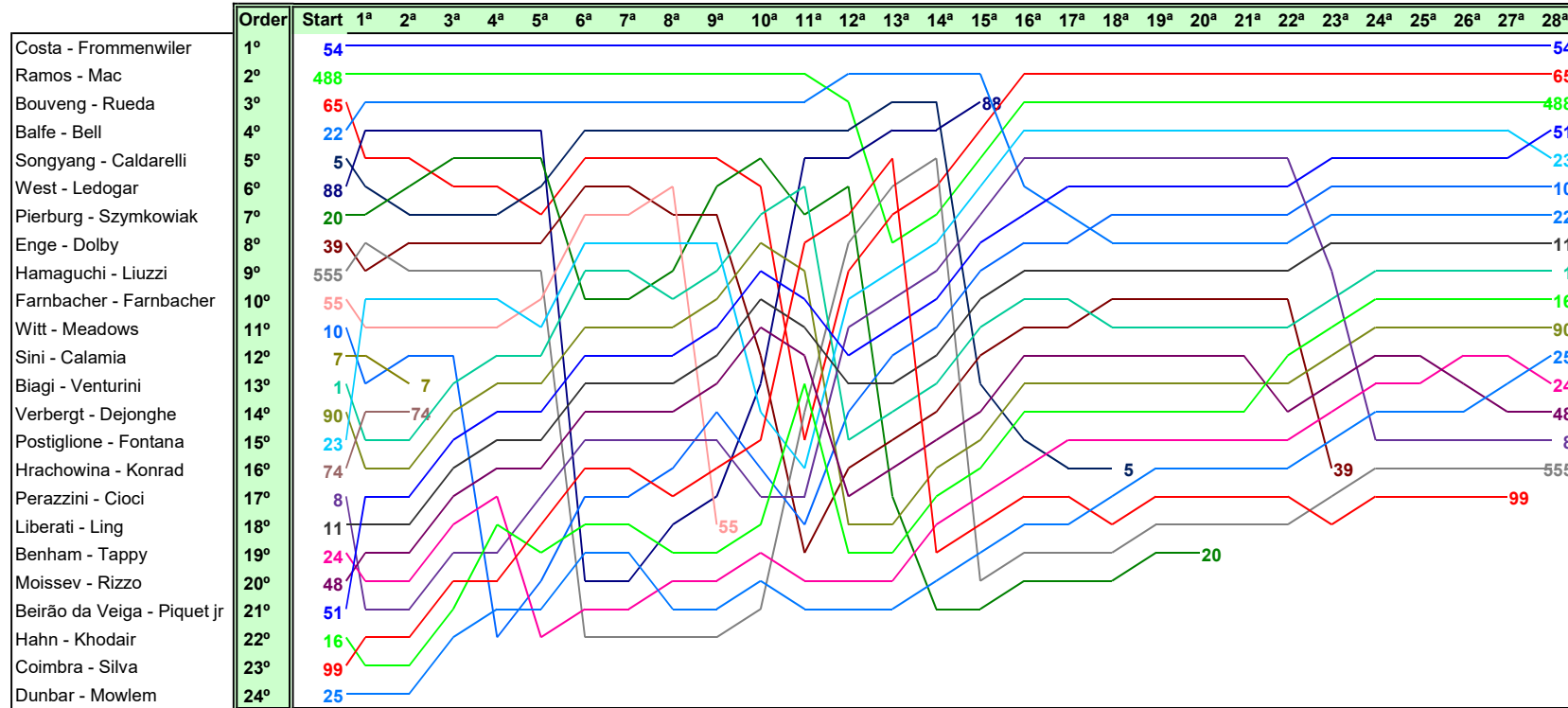
Order	17 ^a	GAP / LT	18 ^a	GAP / LT	19 ^a	GAP / LT	20 ^a	GAP / LT	21 ^a	GAP / LT	22 ^a	GAP / LT	23 ^a	GAP / LT	24 ^a	GAP / LT	25 ^a	GAP / LT	26 ^a	GAP / LT	27 ^a	GAP / LT	28 ^a	GAP / LT		
1 ^o	54	2'19.967	54	2'20.5	54	2'23.406	54	2'21	54	2'21.007	54	2'21.033	54	2'21.321	54	2'21.106	54	2'21.105	54	2'20.629	54	2'20.475	54	2'22.643		
2 ^o	65	10.169 2'20.867	65	10.827 2'21.158	65	8.206 2'20.785	65	8.630 2'21.424	65	9.321 2'21.698	65	9.723 2'21.435	65	10.395 2'21.993	65	10.910 2'21.621	65	11.209 2'21.404	65	12.548 2'21.968	65	14.480 2'22.407	65	14.343 2'22.506		
3 ^o	488	18.442 2'21.408	488	19.059 2'21.117	488	16.862 2'21.209	488	17.290 2'21.428	488	17.800 2'21.517	488	18.110 2'21.343	488	18.167 2'21.378	488	19.337 2'22.276	488	20.645 2'22.413	488	22.291 2'22.275	488	24.193 2'22.377	488	25.249 2'23.699		
4 ^o	23	23.538 2'21.659	23	25.134 2'22.096	23	23.484 2'21.756	23	24.955 2'22.471	23	26.724 2'22.776	23	27.865 2'22.174	23	28.539 2'21.995	23	29.143 2'21.71	23	29.255 2'21.217	23	30.222 2'21.596	23	31.654 2'21.907	51	31.643 2'21.691		
5 ^o	8	24.198 2'21.037	8	25.575 2'21.877	8	24.138 2'21.969	8	25.364 2'22.226	8	27.068 2'22.711	8	28.268 2'22.233	51	30.651 2'22.185	51	30.843 2'21.298	51	30.930 2'21.192	51	31.703 2'21.402	51	32.595 2'21.367	23	36.206 2'27.195		
6 ^o	51	32.353 2'21.758	51	32.558 2'20.705	51	29.955 2'20.803	51	29.745 2'20.79	51	29.754 2'21.016	51	29.787 2'21.066	10	35.649 2'23.275	10	37.113 2'22.57	10	38.435 2'22.427	10	41.664 2'23.858	10	44.617 2'23.428	10	46.210 2'24.236		
7 ^o	22	33.650 2'23.406	10	35.078 2'21.349	10	32.576 2'20.904	10	32.822 2'21.246	10	33.053 2'21.238	10	33.695 2'21.675	22	42.584 2'25.136	22	45.060 2'23.582	22	46.625 2'22.67	22	48.733 2'22.737	22	50.683 2'22.425	22	51.114 2'23.074		
8 ^o	10	34.229 2'23.193	22	36.228 2'23.078	22	35.128 2'22.306	22	36.421 2'22.293	22	37.467 2'22.053	22	38.769 2'22.335	11	45.690 2'22.945	11	47.628 2'23.044	11	49.764 2'23.241	11	51.887 2'22.752	11	54.185 2'22.773	11	54.828 2'23.286		
9 ^o	11	39.051 2'23.074	11	41.224 2'22.673	11	40.261 2'22.443	11	41.638 2'22.377	11	43.006 2'22.375	11	44.066 2'22.093	8	49.895 2'42.948	1	53.310 2'23.621	1	54.762 2'22.557	1	56.948 2'22.815	1	59.466 2'22.993	1	59.466 2'22.993	1	1'01.660 2'24.837
10 ^o	1	39.737 2'23.56	39	41.704 2'22.098	39	42.027 2'23.729	39	42.767 2'21.74	39	43.710 2'21.95	39	45.010 2'22.333	1	50.795 2'26.33	16	103.080 2'21.529	16	103.080 2'21.626	16	104.610 2'22.159	16	109.517 2'25.382	16	111.843 2'24.969		
11 ^o	39	40.106 2'23.379	1	42.265 2'23.028	1	42.824 2'23.965	1	43.593 2'21.769	1	44.537 2'21.951	1	45.786 2'22.282	16	102.136 2'21.936	90	106.120 2'23.048	90	107.752 2'22.737	90	110.083 2'22.96	90	112.624 2'23.016	90	113.089 2'23.108		
12 ^o	48	51.464 2'21.919	48	53.735 2'22.771	48	52.937 2'22.608	48	54.752 2'22.815	48	57.026 2'23.281	16	101.521 2'23.807	90	104.178 2'23.23	48	110.814 2'23.678	48	113.796 2'24.087	24	116.903 2'23.151	24	119.588 2'23.16	25	121.547 2'22.134		
13 ^o	90	52.781 2'22.749	90	55.133 2'22.852	90	54.456 2'22.729	90	56.538 2'23.082	90	58.280 2'22.749	90	102.269 2'25.022	48	108.242 2'26.077	24	112.640 2'23.082	24	114.381 2'22.846	48	118.843 2'25.676	25	122.056 2'22.609	24	125.220 2'28.275		
14 ^o	16	53.990 2'21.397	16	55.630 2'22.14	16	55.004 2'22.78	16	56.693 2'22.689	16	58.747 2'23.061	48	103.486 2'27.493	24	110.664 2'23.481	25	119.004 2'22.111	25	118.926 2'21.027	25	119.922 2'21.625	48	122.883 2'24.515	48	127.136 2'26.896		
15 ^o	24	1'00.477 2'25.119	24	1'03.032 2'23.055	24	1'02.168 2'22.542	24	1'04.492 2'23.324	24	1'06.519 2'23.034	24	1'08.504 2'23.018	25	1'17.999 2'21.773	8	1'23.544 2'54.755	8	1'27.195 2'24.756	8	1'35.005 2'28.439	8	1'41.953 2'27.423	8	1'48.016 2'28.706		
16 ^o	5	1'02.800 2'29.27	5	1'11.143 2'28.843	25	1'16.752 2'22.139	25	1'17.821 2'22.069	25	1'17.868 2'21.054	25	1'17.547 2'20.712	39	1'18.960 2'55.271	555	1'53.261 2'22.916	555	1'54.671 2'22.515	555	1'57.540 2'23.498	555	2'00.596 2'23.531	555	2'04.918 2'26.965		
17 ^o	99	1'15.778 2'26.663	25	1'18.019 2'21.79	99	1'28.524 2'27.31	99	1'35.216 2'27.692	99	1'41.122 2'26.913	99	1'47.904 2'27.815	555	1'51.451 2'24.088	99	2'03.573 2'28.127	99	2'09.958 2'27.49	99	2'16.946 2'27.617	99	1 vta. 2'29.283				
18 ^o	25	1'16.729 2'20.883	99	1'24.620 2'29.342	555	1'42.909 2'30.687	555	1'44.810 2'22.901	555	1'46.602 2'22.799	555	1'48.684 2'23.115	99	1'56.552 2'29.969												
19 ^o	555	1'31.471 2'25.49	555	1'35.628 2'24.657	20	1 vta. 2'35.83	20	1 vta. 2'24.477																		
20 ^o	20	2'18.534 2'23.08	20	1 vta. 2'31.437																						
21 ^o																										
22 ^o																										
23 ^o																										
24 ^o																										




Circuit de Spa
International GT Open
RACE - 1

Graphic Lap Chart

27/05/2017





Championship Classification

Cls.	Name	Nac.	Net Pts.	Pts.	Estoril		SPA-Francorchamps		Paul Ricard		Hungaroring		Silverstone		Monza		Barcelona	
					R1	R2	R1	R2	R1	R2	R1	R2	R1	R2	R1	R2		
1	Albert Costa	ESP	33	33	15	3	15											
	Philipp Frommenwiler	CHE	33	33	15	3	15											
2	Rob Bell	GBR	24	24	12	8	4											
	Shaun Balfe	GBR	24	24	12	8	4											
3	Dominik Farnbacher	DEU	23	23	8	15												
	Mario Farnbacher	DEU	23	23	8	15												
4	Giovanni Venturini	ITA	20	20	6	12	2											
	Thomas Biagi	ITA	20	20	6	12	2											
5	Miguel Ramos	PRT	19	19	3	6	10											
	Mikkel Mac	DNK	19	19	3	6	10											
6	Victor Bouveng	SWE	13	13		1	12											
	Fran Rueda	ESP	13	13		1	12											
7	Lourenço Beirão da Veiga	PRT	12	12	4		8											
8	Alexander West	SWE	12	12	10	2												
	Côme Ledogar	FRA	12	12	10	2												
9	Duncan Tappy	GBR	11	11	1	10												
	Michael Benham	GBR	11	11	1	10												
10	Nelson Piquet jr	BRA	8	8			8											
11	Piergiuseppe Perazzini	ITA	7	7	2	5												
	Marco Cioci	ITA	7	7	2	5												
12	Andrea Fontana	ITA	6	6			6											
	Vito Postiglione	ITA	6	6			6											
13	Michael Meadows	GBR	5	5			5											
	Jordan Witt	GBR	5	5			5											
14	Hiroshi Hamaguchi	JPN	5	5	5													
	Vitantonio Liuzzi	ITA	5	5	5													
15	Mauro Calamia	CHE	4	4		4												
	Francesco Sini	ITA	4	4		4												
16	António Félix da Costa	PRT	4	4	4													
17	Kang Ling	CHN	3	3			3											
	Edoardo Liberati	ITA	3	3			3											
18	Allam Khodair	BRA	1	1			1											
	Marcelo Hahn	BRA	1	1			1											
19	Fu Songyang	CHN	0	0														
	Andrea Caldarelli	ITA	0	0														
20	Marcio Basso	BRA	0	0														
	Nonô Figueiredo	BRA	0	0														
21	Valentin Pierburg	DEU	0	0														
	Tom Onslow-Cole	GBR	0	0														



Santísima Trinidad 30, 28010 Madrid
Tel y Fax 91.448.32.06
www.cronococa.com
info@cronococa.com



Juan Bravo 17, 28006 Madrid
Tel 91.432.27.50
www.gtssport.es
info@gtssport.es



Championship Classification

Cls.	Name	Nac.	Net Pts.	Pts.	Estoril		SPA-Francorchamps		Paul Ricard		Hungaroring		Silverstone		Monza		Barcelona	
					R1	R2	R1	R2	R1	R2	R1	R2	R1	R2	R1	R2		
	Jules Szymkowiak	NLD	0	0														
22	Ivor Dunbar	GBR	0	0														
	Johnny Mowlem	GBR	0	0														
23	Craig Dolby	GBR	0	0														
	Tomas Enge	CZE	0	0														
24	Davide Rizzo	ITA	0	0														
	Alex Moissev	RUS	0	0														
25	Filipe Barreiros	PRT	0	0														
	Jose Francisco Guedes	PRT	0	0														
26	Martin Konrad	AUT	0	0														
	Alexander Hrachowina	AUT	0	0														
27	Tim Verbergt	BEL	0	0														
	Sam Dejonghe	BEL	0	0														
28	António Coimbra	PRT	0	0														
	Luis Silva	PRT	0	0														



Santísima Trinidad 30, 28010 Madrid
 Tel y Fax 91.448.32.06
 www.cronococa.com
 info@cronococa.com



Juan Bravo 17, 28006 Madrid
 Tel 91.432.27.50
 www.gtssport.es
 info@gtssport.es




Championship PROAM Classification

Cls.	Name	Nac.	Net Pts.	Pts.	Estoril		SPA-Francorchamps		Paul Ricard		Hungaroring		Silverstone		Monza		Barcelona	
					R1	R2	R1	R2	R1	R2	R1	R2	R1	R2	R1	R2		
1	Rob Bell	GBR	26	26	10	8	8											
	Shaun Balfe	GBR	26	26	10	8	8											
2	Michael Benham	GBR	16	16	3	10	3											
	Duncan Tappy	GBR	16	16	3	10	3											
3	Marco Cioci	ITA	12	12	4	6	2											
	Piergiuseppe Perazzini	ITA	12	12	4	6	2											
4	Alexander West	SWE	12	12	8	4												
	Côme Ledogar	FRA	12	12	8	4												
5	Michael Meadows	GBR	10	10			10											
	Jordan Witt	GBR	10	10			10											
6	Allam Khodair	BRA	9	9		3	6											
	Marcelo Hahn	BRA	9	9		3	6											
7	Hiroshi Hamaguchi	JPN	6	6	6													
	Vitantonio Liuzzi	ITA	6	6	6													
8	Ivor Dunbar	GBR	4	4			4											
	Johnny Mowlem	GBR	4	4			4											
9	Tom Onslow-Cole	GBR	4	4	2	2												
	Valentin Pierburg	DEU	4	4	2	2												
10	Andrea Caldarelli	ITA	0	0														
	Fu Songyang	CHN	0	0														
11	Jules Szymkowiak	NLD	0	0														



Championship AM Classification

Cls.	Name	Nac.	Net Pts.	Pts.	Estoril		SPA-Francorchamps		Paul Ricard		Hungaroring		Silverstone		Monza		Barcelona	
					R1	R2	R1	R2	R1	R2	R1	R2	R1	R2	R1	R2		
1	Antonio Coimbra	PRT	10	10	2	4	4											
	Luis Silva	PRT	10	10	2	4	4											
2	Alexander Hrachowina	AUT	9	9	4	5												
	Martin Konrad	AUT	9	9	4	5												
3	Nonó Figueiredo	BRA	8	8	5	3												
	Marcio Basso	BRA	8	8	5	3												
4	Alex Moissev	RUS	5	5			5											
	Davide Rizzo	ITA	5	5			5											
5	Filipe Barreiros	PRT	5	5	3	2												
	Jose Francisco Guedes	PRT	5	5	3	2												



Championship Team's Classification

Cls.	Team	Nac.	Net Pts.	Pts.	Estoril		SPA-Francorchamps		Paul Ricard		Hungaroring		Silverstone		Monza		Barcelona	
					R1	R2	R1	R2	R1	R2	R1	R2	R1	R2	R1	R2		
1	Emil Frey Lexus R.	CHE	20	20	10		10											
2	Imperiale Racing	ITA	14	14	3	8	3											
3	Farnbacher Racing	DEU	14	14	4	10												
4	BMW T. Teo Martin	ESP	12	12			12											
5	Garage 59	GBR	12	12	6	6												
6	Balfe Motorsport	GBR	12	12	8	4												
7	Spirit of Race	CHE	9	9		3	6											
8	Jordan Racing	GBR	2	2			2											
9	AF Corse	ITA	2	2		2												
10	FFF Racing T. by ACM	CHN	2	2	2													
11	FF Corse	GBR	0	0														
	Brussels Racing	BEL	0	0														
	Drivex School	ESP	0	0														
	Kaspersky	CHE	0	0														
	MS Racing	AUT	0	0														
	Ratón Racing	ITA	0	0														
	SF Racing	CHN	0	0														
	Solaris Motorsport	ITA	0	0														
	Sports and You	PRT	0	0														
	SPS Automotive Perf.	DEU	0	0														
	Wessex Vehicles	GBR	0	0														





Drivers Statistics

Cls.	Nº	Team	Net Points	Points	First Positions	Seconds Positions	Thirds Positions	Race Fastest Laps	Pole Positions	Laps in first place	Km. covered in Race	Km. covered in Practice
1	54	Albert Costa	33	33	2				1	34	513.944	497.420
	54	Philipp Frommenwiler	33	33	2				1	34	513.944	497.420
2	22	Rob Bell	24	24		1		2	1	24	513.944	588.880
	22	Shaun Balfe	24	24		1		2	1	24	513.944	588.880
3	55	Dominik Farnbacher	23	23	1					14	380.868	530.978
	55	Mario Farnbacher	23	23	1					14	380.868	530.978
4	1	Giovanni Venturini	20	20		1					513.944	542.266
	1	Thomas Biagi	20	20		1					513.944	542.266
5	488	Miguel Ramos	19	19			1				513.944	667.930
	488	Mikkel Mac	19	19			1				513.944	667.930
6	65	Victor Bouveng	13	13		1					513.944	442.204
	65	Fran Rueda	13	13		1					513.944	442.204
7	51	Lourenço Beirão da Veiga	12	12							388.484	383.350
8	88	Alexander West	12	12			1			11	422.892	765.680
	88	Côme Ledogar	12	12			1			11	422.892	765.680
9	24	Duncan Tappy	11	11			1		1	21	513.944	764.422
	24	Michael Benham	11	11			1		1	21	513.944	764.422
10	51	Nelson Piquet jr	8	8							196.112	287.164
11	8	Piergiuseppe Perazzini	7	7							513.944	598.604
	8	Marco Cioci	7	7							513.944	598.604
12	23	Andrea Fontana	6	6							509.762	607.920
	23	Vito Postiglione	6	6							509.762	607.920
13	10	Michael Meadows	5	5							513.944	654.330
	10	Jordan Witt	5	5							513.944	654.330
14	555	Hiroshi Hamaguchi	5	5							505.580	761.600
	555	Vitantonio Liuzzi	5	5							505.580	761.600
15	7	Mauro Calamia	4	4							319.294	617.746
	7	Francesco Sini	4	4							319.294	617.746
16	51	António Félix da Costa	4	4							192.372	96.186
17	11	Kang Ling	3	3							513.944	426.326
	11	Edoardo Liberati	3	3							513.944	426.326
18	16	Allam Khodair	1	1							513.944	667.080
	16	Marcelo Hahn	1	1							513.944	667.080
19	5	Fu Songyang	0	0							126.072	350.200
	5	Andrea Caldarelli	0	0							126.072	350.200



Santísima Trinidad 30, 28010 Madrid
 Tel y Fax 91.448.32.06
 www.cronococa.com
 info@cronococa.com




Juan Bravo 17, 28006 Madrid
 Tel 91.432.27.50
 www.gtssport.es
 info@gtssport.es



Drivers Statistics

Cls.	Nº	Team	Net Points	Points	First Positions	Seconds Positions	Thirds Positions	Race Fastest Laps	Pole Positions	Laps in first place	Km. covered in Race	Km. covered in Practice
20	12	Marcio Basso	0	0							313.650	555.866
	12	Nonô Figueiredo	0	0							313.650	555.866
21	20	Valentin Pierburg	0	0							457.912	609.688
	20	Tom Onslow-Cole	0	0							317.832	217.464
	20	Jules Szymkowiak	0	0							140.080	392.224
22	25	Ivor Dunbar	0	0				1			501.398	793.696
	25	Johnny Mowlem	0	0				1			501.398	793.696
23	39	Craig Dolby	0	0							161.092	308.176
	39	Tomas Enge	0	0							161.092	308.176
24	48	Davide Rizzo	0	0							196.112	448.256
	48	Alex Moissev	0	0							196.112	448.256
25	62	Filipe Barreiros	0	0							309.468	376.380
	62	Jose Francisco Guedes	0	0							309.468	376.380
26	74	Martin Konrad	0	0							331.840	608.022
	74	Alexander Hrachowina	0	0							331.840	608.022
27	90	Tim Verbergt	0	0							196.112	266.152
	90	Sam Dejonghe	0	0							196.112	266.152
28	99	António Coimbra	0	0							498.576	686.222
	99	Luis Silva	0	0							498.576	686.222



Drivers Performance


Cls.	Team	Nac.	Net Pts.	Pts.	Estoril		SPA-Francorchamps		Paul Ricard		Hungaroring		Silverstone		Monza		Barcelona	
					R1	R2	R1	R2	R1	R2	R1	R2	R1	R2	R1	R2		
1	Albert Costa	ESP	33	33	2 - 1	8 - 8	1 - 1											
	Philipp Frommenwiler	CHE	33	33	2 - 1	8 - 8	1 - 1											
2	Rob Bell	GBR	24	24	1 - 2	18 - 4	4 - 7											
	Shaun Balfe	GBR	24	24	1 - 2	18 - 4	4 - 7											
3	Dominik Farnbacher	DEU	23	23	8 - 4	2 - 1	10 - NC											
	Mario Farnbacher	DEU	23	23	8 - 4	2 - 1	10 - NC											
4	Giovanni Venturini	ITA	20	20	5 - 5	5 - 2	13 - 9											
	Thomas Biagi	ITA	20	20	5 - 5	5 - 2	13 - 9											
5	Miguel Ramos	PRT	19	19	12 - 8	14 - 5	2 - 3											
	Mikkel Mac	DNK	19	19	12 - 8	14 - 5	2 - 3											
6	Victor Bouveng	SWE	13	13	9 - 11	10 - 10	3 - 2											
	Fran Rueda	ESP	13	13	9 - 11	10 - 10	3 - 2											
7	Lourenço Beirão da Veiga	PRT	12	12	14 - 7	6 - NC	21 - 4											
8	Alexander West	SWE	12	12	3 - 3	21 - 9	6 - NC											
	Côme Ledogar	FRA	12	12	3 - 3	21 - 9	6 - NC											
9	Duncan Tappy	GBR	11	11	17 - 10	1 - 3	19 - 13											
	Michael Benham	GBR	11	11	17 - 10	1 - 3	19 - 13											
10	Nelson Piquet jr	BRA	8	8	NP -	NP -	21 - 4											
11	Piergiuseppe Perazzini	ITA	7	7	4 - 9	16 - 6	17 - 15											
	Marco Cioci	ITA	7	7	4 - 9	16 - 6	17 - 15											
12	Andrea Fontana	ITA	6	6	11 - 18	13 - 11	15 - 5											
	Vito Postiglione	ITA	6	6	11 - 18	13 - 11	15 - 5											
13	Michael Meadows	GBR	5	5	15 - 15	4 - 15	11 - 6											
	Jordan Witt	GBR	5	5	15 - 15	4 - 15	11 - 6											
14	Hiroshi Hamaguchi	JPN	5	5	10 - 6	3 - 20	9 - 16											
	Vitantonio Liuzzi	ITA	5	5	10 - 6	3 - 20	9 - 16											
15	Mauro Calamia	CHE	4	4	18 - 22	9 - 7	12 - NC											
	Francesco Sini	ITA	4	4	18 - 22	9 - 7	12 - NC											
16	António Félix da Costa	PRT	4	4	14 - 7	6 - NC	NP - NP											
17	Kang Ling	CHN	3	3	13 - 16	17 - 12	18 - 8											
	Edoardo Liberati	ITA	3	3	13 - 16	17 - 12	18 - 8											
18	Allam Khodair	BRA	1	1	6 - 14	19 - 13	22 - 10											
	Marcelo Hahn	BRA	1	1	6 - 14	19 - 13	22 - 10											
19	Fu Songyang	CHN	0	0	NP -	NP -	5 - NC											
	Andrea Caldarelli	ITA	0	0	NP -	NP -	5 - NC											
20	Marcio Basso	BRA	0	0	20 - 12	7 - 18	NP - NP											
	Nonô Figueiredo	BRA	0	0	20 - 12	7 - 18	NP - NP											
21	Valentin Pierburg	DEU	0	0	7 - 13	20 - 14	7 - NC											
	Tom Onslow-Cole	GBR	0	0	7 - 13	20 - 14	NP - NP											



Santísima Trinidad 30, 28010 Madrid
 Tel y Fax 91.448.32.06
 www.cronococa.com
 info@cronococa.com



Juan Bravo 17, 28006 Madrid
 Tel 91.432.27.50
 www.gtssport.es
 info@gtssport.es



Drivers Performance

Cls.	Team	Nac.	Net Pts.	Pts.	Estoril		SPA-Francorchamps		Paul Ricard		Hungaroring		Silverstone		Monza		Barcelona	
					R1	R2	R1	R2	R1	R2	R1	R2	R1	R2	R1	R2		
	Jules Szymkowiak	NLD	0	0	NP -	NP -	7 - NC											
22	Ivor Dunbar	GBR	0	0	22 - 20	12 - 21	24 - 12											
	Johnny Mowlem	GBR	0	0	22 - 20	12 - 21	24 - 12											
23	Craig Dolby	GBR	0	0	NP -	NP -	8 - 18											
	Tomas Enge	CZE	0	0	NP -	NP -	8 - 18											
24	Davide Rizzo	ITA	0	0	NP -	NP -	20 - 14											
	Alex Moissev	RUS	0	0	NP -	NP -	20 - 14											
25	Filipe Barreiros	PRT	0	0	19 - 19	15 - 19	NP - NP											
	Jose Francisco Guedes	PRT	0	0	19 - 19	15 - 19	NP - NP											
26	Martin Konrad	AUT	0	0	21 - 17	11 - 16	16 - NC											
	Alexander Hrachowina	AUT	0	0	21 - 17	11 - 16	16 - NC											
27	Tim Verbergt	BEL	0	0	NP -	NP -	14 - 11											
	Sam Dejonghe	BEL	0	0	NP -	NP -	14 - 11											
28	António Coimbra	PRT	0	0	16 - 21	22 - 17	23 - 17											
	Luis Silva	PRT	0	0	16 - 21	22 - 17	23 - 17											

