

Circuit Paul Ricard International GT Open Qualifying - 1

Results

10/06/2017

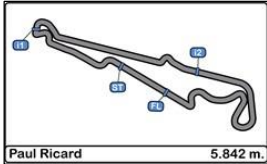
Ord.	N°	Entrant / Team	Nat.	Driver	Nat.	St.	Driver 2	Nat.	St.	Vehicle	Cat.	Cl.	Laps	Best	Time	Gap	Interval	Km/h
1	488	Spirit of Race	CHE	Miguel Ramos	PRT	Silver	Mikkel Mac	DNK	Gold	Ferrari 488 GT3	PRO	1°	8	7	2'03.957			169.665
2	20	SPS Automotive Performance	DEU	Valentin Pierburg	DEU	Bronze	Tom Onslow-Cole	GBR	Gold	Mercedes AMG GT3	PROAM	1°	5	4	2'04.043	0"086	0"086	169.548
3	51	RACE / BMW Team Teo Martin	ESP	Lourenço Beirão da Veiga	PRT	Silver	Augusto Farfus	BRA	Platinum	BMW M6 GT3	PRO	2°	8	8	2'04.138	0"181	0"095	169.418
4	22	Shaun Balfe / Balfe Motorsport	GBR	Shaun Balfe	GBR	Bronze	Rob Bell	GBR	Platinum	McLaren 650 S GT3 2015	PROAM	2°	6	6	2'04.152	0"195	0"014	169.399
5	1	Imperiale Racing	ITA	Thomas Biagi	ITA	Gold	Giovanni Venturini	ITA	Gold	Lamborghini Huracan GT3	PRO	3°	9	8	2'04.410	0"453	0"258	169.048
6	24	Garage 59	GBR	Michael Benham	GBR	Bronze	Duncan Tappy	GBR	Gold	McLaren 650 S GT3 2015	PROAM	3°	10	8	2'04.772	0"815	0"362	168.557
7	46	Bruno Abric / AB Sport Auto	FRA	Harry Teneketzian	FRA	Bronze	Joffrey De Narda	FRA	Silver	Lamborghini Huracan GT3	PROAM	4°	10	4	2'04.822	0"865	0"050	168.490
8	54	Emil Frey Lexus Racing	CHE	Albert Costa	ESP	Gold	Philipp Frommenwiler	CHE	Silver	Lexus RC-F GT3	PRO	4°	7	7	2'04.860	0"903	0"038	168.438
9	555	FFF Racing Team by ACM	CHN	Hiroshi Hamaguchi	JPN	Bronze	Vitantonio Liuzzi	ITA	Platinum	Lamborghini Huracan GT3	PROAM	5°	6	6	2'04.920	0"963	0"060	168.357
10	32	Antonelli Motorsport	ITA	Mikaël Grenier	CAN	Silver	Kikko Galbiati	ITA	Silver	Lamborghini Huracan GT3	PRO	5°	12	10	2'04.943	0"986	0"023	168.326
11	11	Ratón Racing	ITA	Edoardo Liberati	ITA	Silver	Kang Ling	CHN	Silver	Lamborghini Huracan GT3	PRO	6°	10	8	2'05.143	1"186	0"200	168.057
12	10	Jordan Racing	GBR	Jordan Witt	GBR	Bronze	Michael Meadows	GBR	Gold	Bentley GT3	PROAM	6°	6	5	2'05.214	1"257	0"071	167.962
13	7	Solaris Motorsport	ITA	Francesco Sini	ITA	Gold	Mauro Calamia	CHE	Silver	Aston Martin Vantage GT3	PRO	7°	8	7	2'05.249	1"292	0"035	167.915
14	65	RACE / BMW Team Teo Martin	ESP	Victor Bouveng	SWE	Silver	Fran Rueda	ESP	Silver	BMW M6 GT3	PRO	8°	5	2	2'05.405	1"448	0"156	167.706
15	23	Imperiale Racing	ITA	Vito Postiglione	ITA	Gold	Andrea Fontana	ITA	Silver	Lamborghini Huracan GT3	PRO	9°	6	3	2'05.707	1"750	0"302	167.303
16	21	Konrad Motorsport	DEU	Hendrick Still	DEU	Silver	Paul Scheuschner	DEU	Bronze	Lamborghini Huracan GT3	PROAM	7°	7	3	2'05.724	1"767	0"017	167.281
17	99	Sports and You	PRT	António Coimbra	PRT	Bronze	Luis Silva	PRT	Bronze	Mercedes AMG GT3	AM	1°	11	8	2'05.862	1"905	0"138	167.097
18	8	AF Corse	ITA	Piergiuseppe Perazzini	ITA	Bronze	Marco Cioci	ITA	Gold	Ferrari 488 GT3	PROAM	8°	9	7	2'05.993	2"036	0"131	166.924
19	16	Drivex School	ESP	Marcelo Hahn	BRA	Bronze	Alan Hellmeister	BRA	Bronze	Mercedes AMG GT3	PROAM	9°	11	10	2'06.802	2"845	0"809	165.859
20	48	Spirit of Race / Kaspersky Motorsport	CHE	Alex Moiseev	RUS	Bronze	Davide Rizzo	ITA	Bronze	Ferrari 488 GT3	AM	2°	9	7	2'06.842	2"885	0"040	165.806
21	55	Farnbacher Racing	DEU	Dominik Farnbacher	DEU	Gold	Mario Farnbacher	DEU	Silver	Lexus RC-F GT3	PRO	10°	7	3	2'06.970	3"013	0"128	165.639
22	74	MS Racing	AUT	Alexander Hrachowina	AUT	Bronze	Martin Konrad	AUT	Bronze	Mercedes AMG GT3	AM	3°	9	7	2'07.148	3"191	0"178	165.407
23	33	Antonelli Motorsport	ITA	Davide Roda	ITA	Bronze	Gianluca Giraudi	ITA	Bronze	Lamborghini Huracan GT3	AM	4°	14	12	2'07.613	3"656	0"465	164.805
24	88	Garage 59	GBR	Alexander West	SWE	Bronze	Côme Ledogar	FRA	Platinum	McLaren 650 S GT3 2015	PROAM	10°	4	4	2'07.629	3"672	0"016	164.784
25	19	Lechner Racing	AUT	Mario Plachutta	AUT	Bronze	Thomas Jäger	AUT	Gold	Mercedes AMG GT3	PROAM	11°	11	11	2'08.167	4"210	0"538	164.092
26	12	Sports and You	PRT	Marcio Basso	BRA	Bronze	José Balbiani	ARG	Bronze	Mercedes AMG GT3	AM	5°	13	12	2'08.274	4"317	0"107	163.955
27	5	SF Racing	CHN	Fu Songyang	CHN	Bronze	Andrea Caldarelli	ITA	Gold	Ferrari 488 GT3	PROAM	12°	8	8	2'13.560	9"603	5"286	157.466
28	25	FF Corse	GBR	Ivor Dunbar	GBR	Bronze	Johnny Mowlem	GBR	Gold	Ferrari 488 GT3	PROAM	13°	13	13	2'15.034	11"077	1"474	155.747

CAR 19 LAP TIME 2.07.893 DISALLOWED TRACK LIMITS AT T7

Published at:.....

Track Status **DRY**

Stewards:	Race Director:	Timekeeper:
------------------	-----------------------	------------------------



Circuit Paul Ricard
International GT Open
Qualifying - 1

LAP ANALYSIS

10/06/2017

Number	1			5			7			8			10				
	Lap	Lap Time	Partial	Speed	Lap Time	Partial	Speed	Lap Time	Partial	Speed	Lap Time	Partial	Speed	Lap Time	Partial	Speed	
1 ^a - 1	0'34.921	0'34.921		243.244	0'38.909	0'38.909		243.244	0'35.643	0'35.643	243.244	0'35.745	0'35.745	243.793	0'35.209	0'35.209	246.576
1 ^a - 2	1'12.417	0'37.496	Venturini		1'18.302	0'39.393	Sonyang		1'13.204	0'37.561	Sini	1'13.124	0'37.379	Perazzini	1'12.602	0'37.393	Meadows
1 ^a - 3	2'05.136	0'52.719			2'15.965	0'57.663			2'06.201	0'52.997		2'06.234	0'53.110		2'05.223	0'52.621	
2 ^a - 1	0'34.845	0'34.845	244.344	0'37.711	0'37.711		246.576	0'35.132	0'35.132	246.576	0'35.938	0'35.938	244.344	0'34.961	0'34.961	247.707	
2 ^a - 2	1'12.394	0'37.549	Venturini		1'16.879	0'39.168	Sonyang		1'12.618	0'37.486	Sini	1'14.137	0'38.199	Perazzini	1'12.220	0'37.259	Meadows
2 ^a - 3	2'05.362	0'52.968			2'14.054	0'57.175			2'06.046	0'53.428		2'11.748	0'57.611		2'05.219	0'52.999	
3 ^a - 1	0'34.640	0'34.640	245.455	0'37.784	0'37.784	238.939	248.276	0'37.626	0'37.626	248.276	0'35.712	0'35.712	244.344	0'35.036	0'35.036	244.898	
3 ^a - 2	1'12.467	0'37.827	Venturini		1'17.130	0'39.346	Sonyang		1'19.750	0'42.124	Sini	1'13.667	0'37.955	Perazzini	1'12.616	0'37.580	Meadows
3 ^a - 3	2'05.346	0'52.879			2'13.721	0'56.591		10'19.709	8'59.959	PIT	2'07.169	0'53.502		2'05.354	0'52.738		
4 ^a - 1	0'37.473	0'37.473	244.344	0'38.029	0'38.029	238.411	248.276	0'55.640	0'55.640	133.499	0'39.573	0'39.573	245.455	0'34.965	0'34.965	244.898	
4 ^a - 2	1'16.708	0'39.235	Venturini		1'17.165	0'39.136	Sonyang		1'44.708	0'49.068	Sini	1'19.739	0'40.166	Perazzini	1'12.427	0'37.462	Meadows
4 ^a - 3	2'20.479	1'03.771	PIT		2'20.748	1'03.583		2'44.621	0'59.913		11'18.250	9'58.511	PIT	2'05.214	0'52.787		
5 ^a - 1	4'46.166	4'46.166		0'38.092	0'38.092		243.793	0'35.293	0'35.293	243.793	0'53.148	0'53.148	143.047	0'35.361	0'35.361	246.576	
5 ^a - 2	5'29.392	0'43.226	Venturini		1'17.932	0'39.840	Sonyang		1'12.723	0'37.430	Sini	1'31.916	0'38.768	Perazzini	1'14.902	0'39.541	Meadows
5 ^a - 3	6'25.156	0'55.764			2'14.921	0'56.989		2'05.268	0'52.545		2'28.039	0'56.123		2'22.548	1'07.646	PIT	
6 ^a - 1	0'34.555	0'34.555	245.455	0'37.740	0'37.740		246.014	0'34.996	0'34.996	246.014	0'35.412	0'35.412	243.244				
6 ^a - 2	1'11.925	0'37.370	Venturini		1'17.666	0'39.926	Sonyang		1'12.392	0'37.396	Sini	1'13.056	0'37.644	Perazzini			
6 ^a - 3	2'04.518	0'52.593			2'15.400	0'57.734		2'05.249	0'52.857		2'05.993	0'52.937					
7 ^a - 1	0'34.539	0'34.539	244.344	0'37.758	0'37.758		246.576	0'35.015	0'35.015	246.576	0'35.242	0'35.242	243.244				
7 ^a - 2	1'11.978	0'37.439	Venturini		1'17.488	0'39.730	Sonyang		1'12.402	0'37.387	Sini	1'13.248	0'38.006	Perazzini			
7 ^a - 3	2'04.410	0'52.432			2'13.560	0'56.072		2'05.397	0'52.995		2'12.189	0'58.941					
8 ^a - 1	0'40.467	0'40.467	213.018	0'37.456	0'37.456		248.848	0'34.909	0'34.909	248.848	0'35.771	0'35.771	244.344				
8 ^a - 2	1'22.954	0'42.487	Venturini		1'16.482	0'39.026	Sonyang		1'12.472	0'37.563	Sini	1'13.269	0'37.498	Perazzini			
8 ^a - 3	2'42.470	1'19.516	PIT								2'06.177	0'52.908					
9 ^a - 1											0'39.170	0'39.170	242.697				
9 ^a - 2											1'17.472	0'38.302	Perazzini				
9 ^a - 3																	
10 ^a - 1																	
10 ^a - 2																	
10 ^a - 3																	
11 ^a - 1																	
11 ^a - 2																	
11 ^a - 3																	
12 ^a - 1																	
12 ^a - 2																	
12 ^a - 3																	
13 ^a - 1																	
13 ^a - 2																	
13 ^a - 3																	

Ideal Lap	
0'34.539	0'34.539
1'11.909	0'37.370
2'04.341	0'52.432

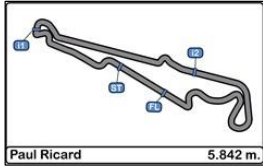
Ideal Lap	
0'37.456	0'37.456
1'16.482	0'39.026
2'12.554	0'56.072

Ideal Lap	
0'34.909	0'34.909
1'12.296	0'37.387
2'04.841	0'52.545

Ideal Lap	
0'35.242	0'35.242
1'12.621	0'37.379
2'05.529	0'52.908

Ideal Lap	
0'34.961	0'34.961
1'12.220	0'37.259
2'04.841	0'52.621

Ideal Best Lap	
0'34.539	0'34.539
1'11.444	0'36.905
2'03.493	0'52.049



Circuit Paul Ricard
International GT Open
Qualifying - 1

LAP ANALYSIS

10/06/2017

Number	11			12			16			19			20		
Lap	Lap Time	Partial	Speed	Lap Time	Partial	Speed	Lap Time	Partial	Speed	Lap Time	Partial	Speed	Lap Time	Partial	Speed
1 ^a - 1	0'35.774	0'35.774	241.072	0'38.355	0'38.355	236.843	0'37.887	0'37.887	238.938	0'37.282	0'37.282	239.468	0'58.771	0'58.771	152.543
1 ^a - 2	1'13.934	0'38.160	Liberati	1'17.147	0'38.792	Basso	1'16.709	0'38.822	Hahn	1'16.991	0'39.709	Plachutta	1'43.759	0'44.988	Onslow-Cole
1 ^a - 3	2'07.237	0'53.303		2'12.746	0'55.599		2'10.609	0'53.900		2'13.623	0'56.632		2'41.198	0'57.439	
2 ^a - 1	0'35.017	0'35.017	242.697	0'37.203	0'37.203	240.000	0'36.283	0'36.283	240.001	0'36.990	0'36.990	243.244	0'35.219	0'35.219	242.153
2 ^a - 2	1'16.145	0'41.128	Liberati	1'15.451	0'38.248	Basso	1'14.253	0'37.970	Hahn	1'16.410	0'39.420	Plachutta	1'12.368	0'37.149	Onslow-Cole
2 ^a - 3	2'21.759	1'05.614		2'09.793	0'54.342		2'08.010	0'53.757		2'13.070	0'56.660		2'04.417	0'52.049	
3 ^a - 1	0'35.406	0'35.406	240.001	0'36.593	0'36.593	240.000	0'36.281	0'36.281	238.939	0'37.462	0'37.462	243.793	0'34.721	0'34.721	247.140
3 ^a - 2	1'12.783	0'37.377	Liberati	1'14.736	0'38.143	Basso	1'14.217	0'37.936	Hahn	1'17.543	0'40.081	Plachutta	1'11.977	0'37.256	Onslow-Cole
3 ^a - 3	2'05.761	0'52.978		2'09.004	0'54.268		2'08.499	0'54.282		3'18.545	2'01.002	PIT	2'04.043	0'52.066	
4 ^a - 1	0'35.389	0'35.389	241.611	0'36.625	0'36.625	240.000	0'36.053	0'36.053	240.000	0'51.036	0'51.036	155.620	0'35.115	0'35.115	246.576
4 ^a - 2	1'17.653	0'42.264	Liberati	1'14.667	0'38.042	Basso	1'14.269	0'38.216	Hahn	1'29.665	0'38.629	Plachutta	1'12.691	0'37.576	Onslow-Cole
4 ^a - 3	5'58.277	4'40.624	PIT	2'09.370	0'54.703		2'08.331	0'54.062		2'30.936	1'01.271		2'14.760	1'02.069	
5 ^a - 1	1'02.368	1'02.368	133.005	0'36.622	0'36.622	240.000	0'36.271	0'36.271	239.468	0'36.482	0'36.482	240.535	0'35.106	0'35.106	242.153
5 ^a - 2	1'50.852	0'48.484	Liberati	1'14.935	0'38.313	Basso	1'14.184	0'37.913	Hahn	1'14.803	0'38.321	Plachutta	1'14.786	0'39.680	Onslow-Cole
5 ^a - 3	2'47.306	0'56.454		2'18.575	1'03.640	PIT	2'08.136	0'53.952		2'19.868	1'05.065				
6 ^a - 1	0'35.454	0'35.454	240.535	2'36.957	2'36.957	137.056	0'36.427	0'36.427	241.072	0'36.507	0'36.507	241.072			
6 ^a - 2	1'12.716	0'37.262	Liberati	3'16.381	0'39.424	Basso	1'14.611	0'38.184	Hahn	1'14.776	0'38.269	Plachutta			
6 ^a - 3	2'05.404	0'52.688		4'11.391	0'55.010		4'02.274	2'47.663	PIT	2'08.657	0'53.881				
7 ^a - 1	0'35.060	0'35.060	241.072	0'36.411	0'36.411	238.939	0'52.292	0'52.292	142.858	0'36.517	0'36.517	242.697			
7 ^a - 2	1'12.391	0'37.331	Liberati	1'14.810	0'38.399	Basso	1'30.194	0'37.902	Hahn	1'15.980	0'39.463	Plachutta			
7 ^a - 3	2'05.143	0'52.752		2'09.567	0'54.757		2'34.768	1'04.574		2'19.570	1'03.590				
8 ^a - 1	0'35.221	0'35.221	242.697	0'36.641	0'36.641	241.072	0'35.942	0'35.942	240.001	0'36.011	0'36.011	242.153			
8 ^a - 2	1'17.295	0'42.074	Liberati	1'14.903	0'38.262	Basso	1'13.912	0'37.970	Hahn	1'14.689	0'38.678	Plachutta			
8 ^a - 3	2'12.748	0'55.453		2'09.209	0'54.306		2'07.515	0'53.603		2'14.842	1'00.153				
9 ^a - 1	0'34.908	0'34.908	240.535	0'36.576	0'36.576	240.000	0'35.474	0'35.474	242.153	0'36.075	0'36.075	242.697			
9 ^a - 2	1'12.495	0'37.587	Liberati	1'14.860	0'38.284	Basso	1'13.183	0'37.709	Hahn	1'14.287	0'38.212	Plachutta			
9 ^a - 3	2'05.568	0'53.073		2'08.842	0'53.982		2'06.802	0'53.619		2'07.893	0'53.606				
10 ^a - 1	0'42.049	0'42.049	238.938	0'36.208	0'36.208	240.535	0'35.298	0'35.298	242.153	0'35.903	0'35.903	246.014			
10 ^a - 2	1'32.217	0'50.168	Liberati	1'14.293	0'38.085	Basso	1'13.949	0'38.651	Hahn	1'14.024	0'38.121	Plachutta			
10 ^a - 3				2'08.481	0'54.188		2'13.169	0'59.220		2'08.167	0'54.143				
11 ^a - 1				0'36.209	0'36.209	238.411	0'35.840	0'35.840	242.153	0'41.331	0'41.331	188.154			
11 ^a - 2				1'14.250	0'38.041	Basso	1'16.337	0'40.497	Hahn	1'28.973	0'47.642	Plachutta			
11 ^a - 3				2'08.274	0'54.024										
12 ^a - 1				0'40.097	0'40.097	235.808									
12 ^a - 2				1'34.093	0'53.996	Basso									
12 ^a - 3				3'02.730	1'28.637	PIT									
13 ^a - 1															
13 ^a - 2															
13 ^a - 3															

Ideal Lap	
0'34.908	0'34.908
1'12.170	0'37.262
2'04.858	0'52.688

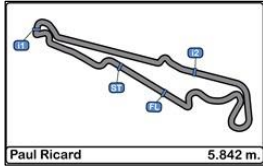
Ideal Lap	
0'36.208	0'36.208
1'14.249	0'38.041
2'08.231	0'53.982

Ideal Lap	
0'35.298	0'35.298
1'13.007	0'37.709
2'06.610	0'53.603

Ideal Lap	
0'35.903	0'35.903
1'14.024	0'38.121
2'07.630	0'53.606

Ideal Lap	
0'34.721	0'34.721
1'11.870	0'37.149
2'03.919	0'52.049

Ideal Best Lap	
0'34.539	0'34.539
1'11.444	0'36.905
2'03.493	0'52.049



Circuit Paul Ricard
International GT Open
Qualifying - 1

LAP ANALYSIS

10/06/2017

Number	21			22			23			24			25			
	Lap	Lap Time	Partial	Speed	Lap Time	Partial	Speed	Lap Time	Partial	Speed	Lap Time	Partial	Speed	Lap Time	Partial	Speed
1 ^a - 1	0'37.439	0'37.439		242.697	0'34.873	0'34.873	243.793	0'35.489	0'35.489	242.697	0'43.390	0'43.390	198.896	0'39.380	0'39.380	240.000
1 ^a - 2	1'20.480	0'43.041		Still	1'12.171	0'37.298	Bell	1'13.055	0'37.566	Fontana	1'23.380	0'39.990	Tappy	1'19.156	0'39.776	Dunbar
1 ^a - 3	2'14.156	0'53.676			2'04.822	0'52.651		2'06.064	0'53.009		2'24.060	1'00.680		2'18.521	0'59.365	
2 ^a - 1	0'35.024	0'35.024		244.898	0'34.762	0'34.762	242.153	0'35.260	0'35.260	242.153	0'35.227	0'35.227	243.244	0'38.746	0'38.746	243.244
2 ^a - 2	1'12.802	0'37.778		Still	1'12.603	0'37.841	Bell	1'12.741	0'37.481	Fontana	1'12.584	0'37.357	Tappy	1'19.676	0'40.930	Dunbar
2 ^a - 3	2'05.724	0'52.922			2'05.745	0'53.142		2'05.707	0'52.966		2'05.309	0'52.725		2'18.624	0'58.948	
3 ^a - 1	0'37.090	0'37.090		245.455	0'35.508	0'35.508	243.244	0'37.550	0'37.550	243.244	0'35.026	0'35.026	241.611	0'38.141	0'38.141	242.697
3 ^a - 2	1'15.580	0'38.490		Still	1'14.424	0'38.916	Bell	1'22.463	0'44.913	Fontana	1'12.400	0'37.374	Tappy	1'20.895	0'42.754	Dunbar
3 ^a - 3	2'17.910	1'02.330		PIT	3'59.240	2'44.816	PIT	2'16.163	0'53.700		2'05.314	0'52.914		2'19.539	0'58.644	
4 ^a - 1	2'07.976	2'07.976		148.556	0'54.520	0'54.520	130.910	0'35.068	0'35.068	243.244	0'35.119	0'35.119	242.153	0'39.159	0'39.159	242.697
4 ^a - 2	2'49.548	0'41.572		Still	1'32.411	0'37.891	Bell	1'12.837	0'37.769	Fontana	1'12.450	0'37.331	Tappy	1'19.976	0'40.817	Dunbar
4 ^a - 3	3'55.948	1'06.400			2'33.352	1'00.941		2'06.042	0'53.205		2'05.638	0'53.188		3'10.669	1'50.693	PIT
5 ^a - 1	0'35.980	0'35.980		243.244	0'34.645	0'34.645	242.153	0'35.196	0'35.196	243.793	0'35.028	0'35.028	242.153	0'54.036	0'54.036	149.585
5 ^a - 2	1'13.921	0'37.941		Still	1'11.997	0'37.352	Bell	1'13.063	0'37.867	Fontana	1'12.939	0'37.911	Tappy	1'33.792	0'39.756	Dunbar
5 ^a - 3	2'18.799	1'04.878		PIT	2'04.152	0'52.155		2'14.928	1'01.865	PIT	5'36.994	4'24.055	PIT	2'31.014	0'57.222	
6 ^a - 1	2'42.806	2'42.806		146.939	0'34.541	0'34.541	244.344				0'53.110	0'53.110	138.108	0'38.058	0'38.058	240.001
6 ^a - 2	3'22.625	0'39.819		Still	1'12.043	0'37.502	Bell				1'31.654	0'38.544	Tappy	1'18.088	0'40.030	Dunbar
6 ^a - 3	4'24.770	1'02.145		PIT							2'25.828	0'54.174		2'15.185	0'57.097	
7 ^a - 1											0'34.768	0'34.768	242.153	0'38.770	0'38.770	238.411
7 ^a - 2											1'12.338	0'37.570	Tappy	1'20.432	0'41.662	Dunbar
7 ^a - 3											2'04.772	0'52.434		2'18.686	0'58.254	
8 ^a - 1											0'34.755	0'34.755	243.793	0'38.630	0'38.630	240.535
8 ^a - 2											1'12.149	0'37.394	Tappy	1'18.259	0'39.629	Dunbar
8 ^a - 3											2'04.879	0'52.730		2'19.306	1'01.047	
9 ^a - 1											0'34.717	0'34.717	243.244	0'38.011	0'38.011	243.244
9 ^a - 2											1'12.137	0'37.420	Tappy	1'18.277	0'40.266	Dunbar
9 ^a - 3											2'05.090	0'52.953		2'15.726	0'57.449	
10 ^a - 1											0'37.059	0'37.059	242.697	0'38.078	0'38.078	243.244
10 ^a - 2											1'21.330	0'44.271	Tappy	1'18.374	0'40.296	Dunbar
10 ^a - 3														2'15.942	0'57.568	
11 ^a - 1														0'38.029	0'38.029	242.153
11 ^a - 2														1'17.644	0'39.615	Dunbar
11 ^a - 3														2'15.210	0'57.566	
12 ^a - 1														0'38.231	0'38.231	243.793
12 ^a - 2														1'17.905	0'39.674	Dunbar
12 ^a - 3														2'15.034	0'57.129	
13 ^a - 1														0'40.347	0'40.347	241.072
13 ^a - 2														1'22.464	0'42.117	Dunbar
13 ^a - 3																

Ideal Lap		
0'35.024	0'35.024	
1'12.802	0'37.778	
2'05.724	0'52.922	

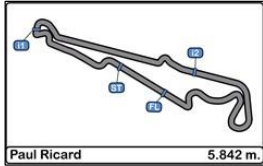
Ideal Lap		
0'34.541	0'34.541	
1'11.839	0'37.298	
2'03.994	0'52.155	

Ideal Lap		
0'35.068	0'35.068	
1'12.549	0'37.481	
2'05.515	0'52.966	

Ideal Lap		
0'34.717	0'34.717	
1'12.048	0'37.331	
2'04.482	0'52.434	

Ideal Lap		
0'38.011	0'38.011	
1'17.626	0'39.615	
2'14.723	0'57.097	

Ideal Best Lap		
0'34.539	0'34.539	
1'11.444	0'36.905	
2'03.493	0'52.049	



Circuit Paul Ricard
International GT Open
Qualifying - 1

LAP ANALYSIS

10/06/2017

Number	32			33			46			48			51			
	Lap	Lap Time	Partial	Speed	Lap Time	Partial	Speed	Lap Time	Partial	Speed	Lap Time	Partial	Speed	Lap Time	Partial	Speed
1 ^a - 1	0'36.994	0'36.994		245.455	0'40.913	0'40.913	234.783	0'35.245	0'35.245	244.344	0'36.043	0'36.043	243.793	0'35.387	0'35.387	244.344
1 ^a - 2	1'17.517	0'40.523		Grenier	1'20.761	0'39.848	Giraudi	1'13.526	0'38.281	De Narda	1'14.365	0'38.322	Moiseev	1'12.755	0'37.368	Farfus
1 ^a - 3	2'12.344	0'54.827			2'17.347	0'56.586		2'08.183	0'54.657		2'08.866	0'54.501		2'05.740	0'52.985	
2 ^a - 1	0'36.623	0'36.623		247.140	0'37.576	0'37.576		0'35.017	0'35.017	243.244	0'36.062	0'36.062	244.898	0'35.160	0'35.160	243.793
2 ^a - 2	1'15.123	0'38.500		Grenier	1'16.866	0'39.290	Giraudi	1'12.297	0'37.280	De Narda	1'14.557	0'38.495	Moiseev	1'13.481	0'38.321	Farfus
2 ^a - 3	2'09.607	0'54.484			2'12.804	0'55.938		2'04.929	0'52.632		2'09.159	0'54.602		2'06.288	0'52.807	
3 ^a - 1	0'36.435	0'36.435		245.455	0'36.944	0'36.944		0'34.797	0'34.797	244.344	0'35.676	0'35.676	245.455	0'35.129	0'35.129	243.793
3 ^a - 2	1'14.862	0'38.427		Grenier	1'16.009	0'39.065	Giraudi	1'12.092	0'37.295	De Narda	1'13.748	0'38.072	Moiseev	1'12.633	0'37.504	Farfus
3 ^a - 3	2'18.387	1'03.525		PIT	2'11.534	0'55.525		2'04.822	0'52.730		2'07.744	0'53.996		2'05.681	0'53.048	
4 ^a - 1	1'44.143	1'44.143		150.628	0'37.733	0'37.733		0'34.751	0'34.751	244.344	0'36.816	0'36.816	246.014	0'35.185	0'35.185	244.344
4 ^a - 2	2'21.867	0'37.724		Grenier	1'16.574	0'38.841	Giraudi	1'12.031	0'37.280	De Narda	1'14.968	0'38.152	Moiseev	1'14.490	0'39.305	Farfus
4 ^a - 3	3'17.813	0'55.946			2'12.466	0'55.892		2'05.249	0'53.218		4'01.539	2'46.571	PIT	2'20.171	1'05.681	PIT
5 ^a - 1	0'35.425	0'35.425		247.707	0'37.338	0'37.338		0'40.932	0'40.932	208.093	0'52.369	0'52.369	150.418	9'02.368	9'02.368	140.260
5 ^a - 2	1'13.076	0'37.651		Grenier	1'16.676	0'39.338	Giraudi	1'26.252	0'45.320	De Narda	1'31.803	0'39.434	Moiseev	9'43.812	0'41.444	Farfus
5 ^a - 3	2'06.041	0'52.965			2'12.287	0'55.611		2'31.542	1'05.290	PIT	2'25.307	0'53.504		10'41.792	0'57.980	
6 ^a - 1	0'35.450	0'35.450		247.707	0'37.466	0'37.466		2'49.189	2'49.189	145.750	0'35.874	0'35.874	243.793	0'34.821	0'34.821	244.898
6 ^a - 2	1'13.101	0'37.651		Grenier	1'16.634	0'39.168	Giraudi	3'27.962	0'38.773	De Narda	1'13.304	0'37.430	Moiseev	1'11.982	0'37.161	Farfus
6 ^a - 3	2'05.670	0'52.569			2'11.752	0'55.118		4'23.859	0'55.897		2'06.842	0'53.538		2'04.534	0'52.552	
7 ^a - 1	0'35.206	0'35.206		246.576	0'36.883	0'36.883		0'35.127	0'35.127	244.344	0'35.494	0'35.494	243.793	0'34.802	0'34.802	247.140
7 ^a - 2	1'12.890	0'37.684		Grenier	1'15.892	0'39.009	Giraudi	1'12.747	0'37.620	De Narda	1'13.572	0'38.078	Moiseev	1'11.707	0'36.905	Farfus
7 ^a - 3	2'15.149	1'02.259		PIT	2'22.471	1'06.579	PIT	2'12.330	0'59.583		2'07.466	0'53.894		2'04.138	0'52.431	
8 ^a - 1	3'11.659	3'11.659			2'00.552	2'00.552		0'38.512	0'38.512	244.344	0'35.596	0'35.596	243.244	0'37.733	0'37.733	247.707
8 ^a - 2	3'49.816	0'38.157		Grenier	2'42.091	0'41.539	Giraudi	1'22.427	0'43.915	De Narda	1'13.260	0'37.664	Moiseev	1'18.633	0'40.900	Farfus
8 ^a - 3	4'42.562	0'52.746			3'37.287	0'55.196		2'15.903	0'53.476		2'06.875	0'53.615				
9 ^a - 1	0'35.019	0'35.019		247.707	0'36.013	0'36.013		0'35.114	0'35.114	245.455	0'35.997	0'35.997	245.455			
9 ^a - 2	1'12.483	0'37.464		Grenier	1'14.102	0'38.089	Giraudi	1'12.700	0'37.586	De Narda	1'14.044	0'38.047	Moiseev			
9 ^a - 3	2'04.943	0'52.460			2'08.131	0'54.029		2'16.253	1'03.553	PIT						
10 ^a - 1	0'34.960	0'34.960			0'36.169	0'36.169										
10 ^a - 2	1'12.451	0'37.491		Grenier	1'14.232	0'38.063	Giraudi									
10 ^a - 3	2'04.943	0'52.492			2'08.426	0'54.194										
11 ^a - 1	0'34.993	0'34.993			0'35.709	0'35.709										
11 ^a - 2	1'14.000	0'39.007		Grenier	1'13.862	0'38.153	Giraudi									
11 ^a - 3	2'23.240	1'09.240		PIT	2'07.613	0'53.751										
12 ^a - 1					0'35.747	0'35.747	241.072									
12 ^a - 2					1'13.993	0'38.246	Giraudi									
12 ^a - 3					2'08.163	0'54.170										
13 ^a - 1					0'42.863	0'42.863	177.632									
13 ^a - 2					1'29.644	0'46.781	Giraudi									
13 ^a - 3					2'55.475	1'25.831	PIT									

Ideal Lap	
0'34.960	0'34.960
1'12.424	0'37.464
2'04.884	0'52.460

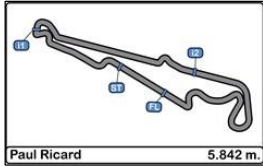
Ideal Lap	
0'35.709	0'35.709
1'13.772	0'38.063
2'07.523	0'53.751

Ideal Lap	
0'34.751	0'34.751
1'12.031	0'37.280
2'04.663	0'52.632

Ideal Lap	
0'35.494	0'35.494
1'12.924	0'37.430
2'06.428	0'53.504

Ideal Lap	
0'34.802	0'34.802
1'11.707	0'36.905
2'04.138	0'52.431

Ideal Best Lap	
0'34.539	0'34.539
1'11.444	0'36.905
2'03.493	0'52.049



Circuit Paul Ricard
International GT Open
Qualifying - 1

LAP ANALYSIS

10/06/2017

Number	54			55			65			74			88			
	Lap	Lap Time	Partial	Speed	Lap Time	Partial	Speed	Lap Time	Partial	Speed	Lap Time	Partial	Speed	Lap Time	Partial	Speed
1 ^a - 1	0'35.520	0'35.520		240.535	0'35.921	0'35.921	238.939	0'35.150	0'35.150	243.244	0'35.845	0'35.845	240.535	0'57.398	0'57.398	123.148
1 ^a - 2	1'13.619	0'38.099	Costa		1'17.355	0'41.434	Farnbacher	1'12.605	0'37.455	Bouveng	1'13.724	0'37.879	Hrachowina	1'38.353	0'40.955	West
1 ^a - 3	2'10.055	0'56.436			2'14.443	0'57.088		2'05.405	0'52.800		2'07.993	0'54.269		2'35.978	0'57.625	
2 ^a - 1	0'35.411	0'35.411		241.072	0'35.572	0'35.572	238.411	0'35.155	0'35.155	241.072	0'35.555	0'35.555	242.697	0'36.253	0'36.253	240.535
2 ^a - 2	1'12.982	0'37.571	Costa		1'13.718	0'38.146	Farnbacher	1'12.540	0'37.385	Bouveng	1'13.980	0'38.425	Hrachowina	1'13.957	0'37.704	West
2 ^a - 3	2'05.707	0'52.725			2'06.970	0'53.252		2'05.624	0'53.084		2'07.818	0'53.838		2'07.699	0'53.742	
3 ^a - 1	0'35.469	0'35.469		242.153	0'35.609	0'35.609	240.535	0'34.993	0'34.993	242.153	0'37.560	0'37.560	242.697	0'35.922	0'35.922	241.072
3 ^a - 2	1'13.390	0'37.921	Costa		1'13.695	0'38.086	Farnbacher	1'13.181	0'38.188	Bouveng	1'17.116	0'39.556	Hrachowina	1'13.885	0'37.963	West
3 ^a - 3	10'14.161	9'00.771	PIT		2'10.177	0'56.482		2'17.157	1'03.976		2'27.774	1'10.658	PIT	2'07.629	0'53.744	
4 ^a - 1	0'54.932	0'54.932		140.443	0'35.462	0'35.462	240.001	0'35.339	0'35.339	243.793	6'47.610	6'47.610	147.340	0'35.902	0'35.902	240.535
4 ^a - 2	1'34.959	0'40.027	Costa		1'13.978	0'38.516	Farnbacher	1'13.136	0'37.797	Bouveng	7'26.929	0'39.319	Hrachowina	1'13.861	0'37.959	West
4 ^a - 3	2'32.749	0'57.790			2'07.488	0'53.510		2'20.056	1'06.920	PIT	8'22.411	0'55.482				
5 ^a - 1	0'35.147	0'35.147		240.000	0'35.562	0'35.562	240.535				0'36.055	0'36.055	241.072			
5 ^a - 2	1'12.913	0'37.766	Costa		1'13.679	0'38.117	Farnbacher				1'14.438	0'38.383	Hrachowina			
5 ^a - 3	2'05.007	0'52.094			2'07.194	0'53.515					2'08.554	0'54.116				
6 ^a - 1	0'34.972	0'34.972		241.072	0'38.449	0'38.449	241.072				0'35.649	0'35.649	242.153			
6 ^a - 2	1'12.678	0'37.706	Costa		1'33.236	0'54.787	Farnbacher				1'13.501	0'37.852	Hrachowina			
6 ^a - 3	2'04.860	0'52.182			3'01.758	1'28.522	PIT				2'07.148	0'53.647				
7 ^a - 1	0'43.054	0'43.054		186.207							0'35.729	0'35.729	242.697			
7 ^a - 2	1'32.898	0'49.844	Costa								1'13.468	0'37.739	Hrachowina			
7 ^a - 3											2'07.396	0'53.928				
8 ^a - 1											0'37.645	0'37.645	234.274			
8 ^a - 2											1'17.046	0'39.401	Hrachowina			
8 ^a - 3											2'25.742	1'08.696	PIT			
9 ^a - 1																
9 ^a - 2																
9 ^a - 3																
10 ^a - 1																
10 ^a - 2																
10 ^a - 3																
11 ^a - 1																
11 ^a - 2																
11 ^a - 3																
12 ^a - 1																
12 ^a - 2																
12 ^a - 3																
13 ^a - 1																
13 ^a - 2																
13 ^a - 3																

Ideal Lap	
0'34.972	0'34.972
1'12.543	0'37.571
2'04.637	0'52.094

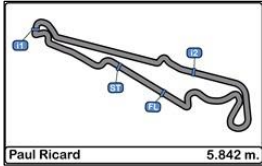
Ideal Lap	
0'35.462	0'35.462
1'13.548	0'38.086
2'06.800	0'53.252

Ideal Lap	
0'34.993	0'34.993
1'12.378	0'37.385
2'05.178	0'52.800

Ideal Lap	
0'35.555	0'35.555
1'13.294	0'37.739
2'06.941	0'53.647

Ideal Lap	
0'35.902	0'35.902
1'13.606	0'37.704
2'07.348	0'53.742

Ideal Best Lap	
0'34.539	0'34.539
1'11.444	0'36.905
2'03.493	0'52.049



Circuit Paul Ricard
International GT Open
Qualifying - 1

LAP ANALYSIS

10/06/2017

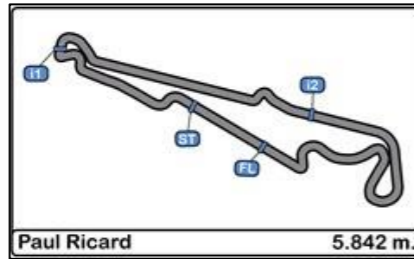
Number	99			488			555		
	Lap Time	Partial	Speed	Lap Time	Partial	Speed	Lap Time	Partial	Speed
1 ^a - 1	0'35.811	0'35.811	237.886	0'55.771	0'55.771	129.342	0'35.257	0'35.257	241.072
1 ^a - 2	1'13.868	0'38.057	Coimbra	1'39.126	0'43.355	Mac	1'12.863	0'37.606	Liuzzi
1 ^a - 3	2'08.000	0'54.132		2'33.447	0'54.321		2'05.184	0'52.321	
2 ^a - 1	0'35.829	0'35.829	240.001	0'35.230	0'35.230	244.344	0'43.119	0'43.119	225.470
2 ^a - 2	1'13.796	0'37.967	Coimbra	1'12.717	0'37.487	Mac	1'35.132	0'52.013	Liuzzi
2 ^a - 3	2'07.586	0'53.790		2'05.273	0'52.556		2'32.010	0'56.878	
3 ^a - 1	0'36.765	0'36.765	241.611	0'34.958	0'34.958	244.344	0'35.063	0'35.063	240.535
3 ^a - 2	1'15.303	0'38.538	Coimbra	1'12.108	0'37.150	Mac	1'12.705	0'37.642	Liuzzi
3 ^a - 3	2'13.822	0'58.519		2'04.751	0'52.643		7'25.888	6'13.183	PIT
4 ^a - 1	0'35.766	0'35.766	240.535	0'35.007	0'35.007	244.344	0'59.088	0'59.088	114.286
4 ^a - 2	1'13.673	0'37.907	Coimbra	1'15.000	0'39.993	Mac	1'43.178	0'44.090	Liuzzi
4 ^a - 3	2'08.335	0'54.662		12'39.963	11'24.963	PIT	2'49.028	1'05.850	
5 ^a - 1	0'36.179	0'36.179	240.000	0'54.279	0'54.279	136.883	0'35.148	0'35.148	240.000
5 ^a - 2	1'14.021	0'37.842	Coimbra	1'32.518	0'38.239	Mac	1'12.704	0'37.556	Liuzzi
5 ^a - 3	2'18.212	1'04.191	PIT	2'25.397	0'52.879		2'04.920	0'52.216	
6 ^a - 1	2'59.253	2'59.253	147.340	0'34.540	0'34.540	245.455	0'40.984	0'40.984	222.223
6 ^a - 2	3'40.113	0'40.860	Coimbra	1'11.643	0'37.103	Mac	1'24.038	0'43.054	Liuzzi
6 ^a - 3	4'34.662	0'54.549		2'03.957	0'52.314				
7 ^a - 1	0'35.465	0'35.465	241.072	0'34.721	0'34.721	244.898			
7 ^a - 2	1'13.232	0'37.767	Coimbra	1'11.797	0'37.076	Mac			
7 ^a - 3	2'05.862	0'52.630		2'06.463	0'54.666				
8 ^a - 1	0'35.702	0'35.702	241.072	0'35.413	0'35.413	243.793			
8 ^a - 2	1'13.606	0'37.904	Coimbra	1'16.900	0'41.487	Mac			
8 ^a - 3	2'06.763	0'53.157							
9 ^a - 1	0'35.261	0'35.261	242.697						
9 ^a - 2	1'13.236	0'37.975	Coimbra						
9 ^a - 3	2'06.294	0'53.058							
10 ^a - 1	0'36.981	0'36.981	243.244						
10 ^a - 2	1'18.986	0'42.005	Coimbra						
10 ^a - 3	2'30.637	1'11.651	PIT						
11 ^a - 1									
11 ^a - 2									
11 ^a - 3									
12 ^a - 1									
12 ^a - 2									
12 ^a - 3									
13 ^a - 1									
13 ^a - 2									
13 ^a - 3									

Ideal Lap	
0'35.261	0'35.261
1'13.028	0'37.767
2'05.658	0'52.630

Ideal Lap	
0'34.540	0'34.540
1'11.616	0'37.076
2'03.930	0'52.314

Ideal Lap	
0'35.063	0'35.063
1'12.619	0'37.556
2'04.835	0'52.216

Ideal Best Lap	
0'34.539	0'34.539
1'11.444	0'36.905
2'03.493	0'52.049

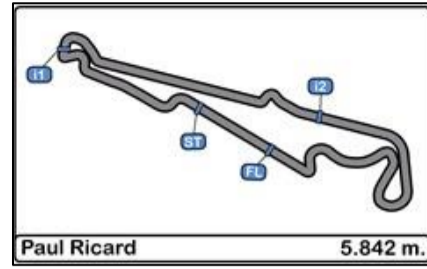


Circuit Paul Ricard International GT Open Qualifying - 1

Best Sectors Results

10/06/2017

Sector - 1				Sector - 2				Sector - 3				Ideal Lap vs Best Lap			
Ord.	Nº	Driver	Time	Nº	Driver	Time	Nº	Driver	Time	Ord.	Nº	Driver	Ideal Lap	Best Lap	Ord.
1	1	Giovanni Venturini	34.539	51	Augusto Farfus	36.905	20	Tom Onslow-Cole	52.049	1	20	Tom Onslow-Cole	2'03.919	2'04.043	2
2	488	Mikkel Mac	34.540	488	Mikkel Mac	37.076	54	Albert Costa	52.094	2	488	Mikkel Mac	2'03.930	2'03.957	1
3	22	Rob Bell	34.541	20	Tom Onslow-Cole	37.149	22	Rob Bell	52.155	3	22	Rob Bell	2'03.994	2'04.152	4
4	24	Duncan Tappy	34.717	10	Michael Meadows	37.259	555	Vitantonio Liuzzi	52.216	4	51	Augusto Farfus	2'04.138	2'04.138	3
5	20	Tom Onslow-Cole	34.721	11	Edoardo Liberati	37.262	488	Mikkel Mac	52.314	5	1	Giovanni Venturini	2'04.341	2'04.410	5
6	46	Joffrey De Narda	34.751	46	Joffrey De Narda	37.280	51	Augusto Farfus	52.431	6	24	Duncan Tappy	2'04.482	2'04.772	6
7	51	Augusto Farfus	34.802	22	Rob Bell	37.298	1	Giovanni Venturini	52.432	7	54	Albert Costa	2'04.637	2'04.860	8
8	11	Edoardo Liberati	34.908	24	Duncan Tappy	37.331	24	Duncan Tappy	52.434	8	46	Joffrey De Narda	2'04.663	2'04.822	7
9	7	Francesco Sini	34.909	1	Giovanni Venturini	37.370	32	Mikaël Grenier	52.460	9	555	Vitantonio Liuzzi	2'04.835	2'04.920	9
10	32	Mikaël Grenier	34.960	8	Piergiuseppe Perazzini	37.379	7	Francesco Sini	52.545	10	7	Francesco Sini	2'04.841	2'05.249	13
11	10	Michael Meadows	34.961	65	Victor Bouveng	37.385	10	Michael Meadows	52.621	11	10	Michael Meadows	2'04.841	2'05.214	12
12	54	Albert Costa	34.972	7	Francesco Sini	37.387	99	António Coimbra	52.630	12	11	Edoardo Liberati	2'04.858	2'05.143	11
13	65	Victor Bouveng	34.993	48	Alex Moiseev	37.430	46	Joffrey De Narda	52.632	13	32	Mikaël Grenier	2'04.884	2'04.943	10
14	21	Hendrick Still	35.024	32	Mikaël Grenier	37.464	11	Edoardo Liberati	52.688	14	65	Victor Bouveng	2'05.178	2'05.405	14
15	555	Vitantonio Liuzzi	35.063	23	Andrea Fontana	37.481	65	Victor Bouveng	52.800	15	23	Andrea Fontana	2'05.515	2'05.707	15
16	23	Andrea Fontana	35.068	555	Vitantonio Liuzzi	37.556	8	Piergiuseppe Perazzini	52.908	16	8	Piergiuseppe Perazzini	2'05.529	2'05.993	18
17	8	Piergiuseppe Perazzini	35.242	54	Albert Costa	37.571	21	Hendrick Still	52.922	17	99	António Coimbra	2'05.658	2'05.862	17
18	99	António Coimbra	35.261	88	Alexander West	37.704	23	Andrea Fontana	52.966	18	21	Hendrick Still	2'05.724	2'05.724	16
19	16	Marcelo Hahn	35.298	16	Marcelo Hahn	37.709	55	Dominik Farnbacher	53.252	19	48	Alex Moiseev	2'06.428	2'06.842	20
20	55	Dominik Farnbacher	35.462	74	Alexander Hrachowina	37.739	48	Alex Moiseev	53.504	20	16	Marcelo Hahn	2'06.610	2'06.802	19
21	48	Alex Moiseev	35.494	99	António Coimbra	37.767	16	Marcelo Hahn	53.603	21	55	Dominik Farnbacher	2'06.800	2'06.970	21
22	74	Alexander Hrachowina	35.555	21	Hendrick Still	37.778	19	Mario Plachutta	53.606	22	74	Alexander Hrachowina	2'06.941	2'07.148	22
23	33	Gianluca Giraudi	35.709	12	Marcio Basso	38.041	74	Alexander Hrachowina	53.647	23	88	Alexander West	2'07.348	2'07.629	24
24	88	Alexander West	35.902	33	Gianluca Giraudi	38.063	88	Alexander West	53.742	24	33	Gianluca Giraudi	2'07.523	2'07.613	23
25	19	Mario Plachutta	35.903	55	Dominik Farnbacher	38.086	33	Gianluca Giraudi	53.751	25	19	Mario Plachutta	2'07.630	2'07.893	25
26	12	Marcio Basso	36.208	19	Mario Plachutta	38.121	12	Marcio Basso	53.982	26	12	Marcio Basso	2'08.231	2'08.274	26
27	5	Fu Songyang	37.456	5	Fu Songyang	39.026	5	Fu Songyang	56.072	27	5	Fu Songyang	2'12.554	2'13.560	27
28	25	Ivor Dunbar	38.011	25	Ivor Dunbar	39.615	25	Ivor Dunbar	57.097	28	25	Ivor Dunbar	2'14.723	2'15.034	28



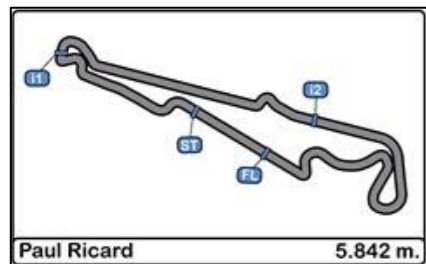
Circuit Paul Ricard
International GT Open
Qualifying - 1

Best Top Speeds

10/06/2017

Ord.	Nº	Entrant / Team	Nat.	Driver	Nat.	St.	Driver 2	Nat.	St.	Vehicle	Cat.	Cla.	Top 1		Top 2		Top 3		Top 4		Top 5		Avg.	
													Km/h	Lap	Km/h	Lap	Km/h	Lap	Km/h	Lap	Km/h	Lap		
1	7	Solaris Motorsport	ITA	Francesco Sini	ITA	Gold	Mauro Calamia	CHE	Silver	Aston Martin Vantage GT3	PRO	1º	248.848	9	248.276	4	246.575	8	246.575	3	246.014	7	247.258	
2	10	Jordan Racing	GBR	Jordan Witt	GBR	Bronze	Michael Meadows	GBR	Gold	Bentley GT3	PROAM	1º	247.706	3	246.575	2	246.575	6	244.898	5	244.898	4	246.131	
3	32	Antonelli Motorsport	ITA	Mikaël Grenier	CAN	Silver	Kikko Galbiati	ITA	Silver	Lamborghini Huracan GT3	PRO	2º	247.706	10	247.140	3	246.575	8	245.455	2	150.628	5	227.501	
4	51	RACE / BMW Team Teo Martin	ESP	Lourenço Beirão da Veiga	PRT	Silver	Augusto Farfus	BRA	Platinum	BMW M6 GT3	PRO	3º	247.706	9	247.140	8	244.898	7	244.344	2	244.344	5	245.686	
5	20	SPS Automotive Performance	DEU	Valentin Pierburg	DEU	Bronze	Tom Onslow-Cole	GBR	Gold	Mercedes AMG GT3	PROAM	2º	247.140	4	246.575	5	242.152	3	242.152	6	152.542	2	226.112	
6	19	Lechner Racing	AUT	Mario Plachutta	AUT	Bronze	Thomas Jäger	AUT	Gold	Mercedes AMG GT3	PROAM	3º	246.014	11	243.792	4	243.243	3	242.697	8	242.697	10	243.688	
7	48	Spirit of Race / Kaspersky Motorsport	CHE	Alex Moiseev	RUS	Bronze	Davide Rizzo	ITA	Bronze	Ferrari 488 GT3	AM	1º	246.014	5	245.455	10	245.455	4	244.898	3	243.792	2	245.123	
8	1	Imperiale Racing	ITA	Thomas Biagi	ITA	Gold	Giovanni Venturini	ITA	Gold	Lamborghini Huracan GT3	PRO	4º	245.455	4	245.455	7	244.344	3	244.344	8	244.344	5	244.788	
9	8	AF Corse	ITA	Piergiuseppe Perazzini	ITA	Bronze	Marco Cioci	ITA	Gold	Ferrari 488 GT3	PROAM	4º	245.455	5	244.344	3	244.344	4	244.344	9	243.792	2	244.456	
10	21	Konrad Motorsport	DEU	Hendrick Still	DEU	Silver	Paul Scheuschner	DEU	Bronze	Lamborghini Huracan GT3	PROAM	5º	245.455	4	244.898	3	243.243	6	242.697	2	148.556	5	224.970	
11	46	Bruno Abric / AB Sport Auto	FRA	Harry Teneketzian	FRA	Bronze	Joffrey De Narda	FRA	Silver	Lamborghini Huracan GT3	PROAM	6º	245.455	10	244.344	5	244.344	8	244.344	9	244.344	2	244.566	
12	488	Spirit of Race	CHE	Miguel Ramos	PRT	Silver	Mikkel Mac	DNK	Gold	Ferrari 488 GT3	PRO	5º	245.455	7	244.898	8	244.344	3	244.344	4	244.344	5	244.677	
13	22	Shaun Balfe / Balfe Motorsport	GBR	Shaun Balfe	GBR	Bronze	Rob Bell	GBR	Platinum	McLaren 650 S GT3 2015	PROAM	7º	244.344	7	243.792	2	243.243	4	242.153	6	242.152	3	243.137	
14	23	Imperiale Racing	ITA	Vito Postiglione	ITA	Gold	Andrea Fontana	ITA	Silver	Lamborghini Huracan GT3	PRO	6º	243.792	6	243.243	4	243.243	5	242.697	2	242.152	3	243.026	
15	24	Garage 59	GBR	Michael Benham	GBR	Bronze	Duncan Tappy	GBR	Gold	McLaren 650 S GT3 2015	PROAM	8º	243.792	9	243.243	3	243.243	10	242.697	11	242.153	5	243.026	
16	25	FF Corse	GBR	Ivor Dunbar	GBR	Bronze	Johnny Mowlem	GBR	Gold	Ferrari 488 GT3	PROAM	9º	243.792	13	243.243	3	243.243	10	243.243	11	242.697	5	243.244	
17	65	RACE / BMW Team Teo Martin	ESP	Victor Bouveng	SWE	Silver	Fran Rueda	ESP	Silver	BMW M6 GT3	PRO	7º	243.792	5	243.243	2	242.152	4	241.071	3	145.357	1	223.123	
18	99	Sports and You	PRT	António Coimbra	PRT	Bronze	Luis Silva	PRT	Bronze	Mercedes AMG GT3	AM	2º	243.243	11	242.697	10	241.611	4	241.071	8	241.071	9	241.939	
19	11	Ratón Racing	ITA	Edoardo Liberati	ITA	Silver	Kang Ling	CHN	Silver	Lamborghini Huracan GT3	PRO	8º	242.697	3	242.697	9	241.611	5	241.071	8	241.071	2	241.829	
20	74	MS Racing	AUT	Alexander Hrachowina	AUT	Bronze	Martin Konrad	AUT	Bronze	Mercedes AMG GT3	AM	3º	242.697	4	242.697	8	242.697	3	242.153	7	241.071	6	242.263	
21	16	Drivex School	ESP	Marcelo Hahn	BRA	Bronze	Alan Hellmeister	BRA	Bronze	Mercedes AMG GT3	PROAM	10º	242.152	10	242.152	11	242.152	12	241.071	7	240.000	3	241.506	
22	54	Emil Frey Lexus Racing	CHE	Albert Costa	ESP	Gold	Philipp Frommenwiler	CHE	Silver	Lexus RC-F GT3	PRO	9º	242.152	4	241.071	3	241.071	7	240.534	2	240.000	6	240.966	
23	12	Sports and You	PRT	Marcio Basso	BRA	Bronze	José Balbiani	ARG	Bronze	Mercedes AMG GT3	AM	4º	241.071	9	240.535	11	240.000	3	240.000	4	240.000	5	240.321	
24	33	Antonelli Motorsport	ITA	Davide Roda	ITA	Bronze	Gianluca Giraudi	ITA	Bronze	Lamborghini Huracan GT3	AM	5º	241.071	13	234.783	2	177.632	14	119.469	1			193.239	
25	55	Farnbacher Racing	DEU	Dominik Farnbacher	DEU	Gold	Mario Farnbacher	DEU	Silver	Lexus RC-F GT3	PRO	10º	241.071	7	240.534	4	240.534	6	240.000	5	238.938	2	240.216	
26	88	Garage 59	GBR	Alexander West	SWE	Bronze	Côme Ledogar	FRA	Platinum	McLaren 650 S GT3 2015	PROAM	11º	241.071	4	240.535	5	240.534	3	123.147	2			211.322	
27	555	FFF Racing Team by ACM	CHN	Hiroshi Hamaguchi	JPN	Bronze	Vitantonio Liuzzi	ITA	Platinum	Lamborghini Huracan GT3	PROAM	12º	241.071	2	240.535	4	240.000	6	225.470	3	222.222	7	233.860	
28	5	SF Racing	CHN	Fu Songyang	CHN	Bronze	Andrea Caldarelli	ITA	Gold	Ferrari 488 GT3	PROAM	13º	238.938	4	238.411	5								238.674





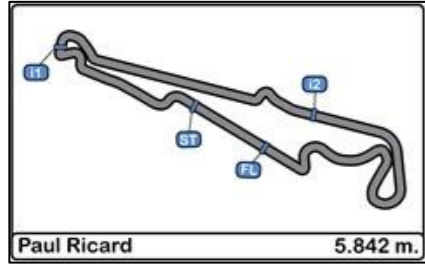
Circuit Paul Ricard
International GT Open
Qualifying - 1

Fastest Lap Sequence

10/06/2017

Time of Day	Session Time	Nº	Entrant / Team	Nat.	Driver	Nat.	St.	Driver 2	Nat.	St.	Vehicle	Cat.	Time	Km/h	Lap
11:34'33.989	4'26.551	99	Sports and You	PRT	António Coimbra	PRT	Bronze	Luis Silva	PRT	Bronze	Mercedes AMG GT3	AM	2'08.000	164.306	2
11:34'37.780	4'30.341	8	AF Corse	ITA	Piergiuseppe Perazzini	ITA	Bronze	Marco Cioci	ITA	Gold	Ferrari 488 GT3	PROAM	2'06.234	166.605	2
11:34'45.649	4'38.205	7	Solaris Motorsport	ITA	Francesco Sini	ITA	Gold	Mauro Calamia	CHE	Silver	Aston Martin Vantage GT3	PRO	2'06.201	166.648	2
11:35'54.707	5'47.241	51	RACE / BMW Team Teo Martin	ESP	Lourenço Beirão da Veiga	PRT	Silver	Augusto Farfus	BRA	Platinum	BMW M6 GT3	PRO	2'05.740	167.259	2
11:38'10.864	8'03.411	555	FFF Racing Team by ACM	CHN	Hiroshi Hamaguchi	JPN	Bronze	Vitantonio Liuzzi	ITA	Platinum	Lamborghini Huracan GT3	PROAM	2'05.184	168.002	2
11:40'11.605	10'04.115	46	Bruno Abric / AB Sport Auto	FRA	Harry Teneketzian	FRA	Bronze	Joffrey De Narda	FRA	Silver	Lamborghini Huracan GT3	PROAM	2'04.929	168.345	3
11:40'32.082	10'24.571	488	Spirit of Race	CHE	Miguel Ramos	PRT	Silver	Mikkel Mac	DNK	Gold	Ferrari 488 GT3	PRO	2'04.751	168.585	4
11:45'54.997	15'47.502	20	SPS Automotive Performance	DEU	Valentin Pierburg	DEU	Bronze	Tom Onslow-Cole	GBR	Gold	Mercedes AMG GT3	PROAM	2'04.417	169.038	3
11:47'59.066	17'51.545	20	SPS Automotive Performance	DEU	Valentin Pierburg	DEU	Bronze	Tom Onslow-Cole	GBR	Gold	Mercedes AMG GT3	PROAM	2'04.043	169.548	4
11:57'41.406	27'33.888	488	Spirit of Race	CHE	Miguel Ramos	PRT	Silver	Mikkel Mac	DNK	Gold	Ferrari 488 GT3	PRO	2'03.957	169.665	7





**Circuit Paul Ricard
International GT Open
Qualifying - 1**

Weather Report

10/06/2017

Track Status DRY

