

Hungaroring
International GT Open
Qualifying - 2

Results

02/07/2017

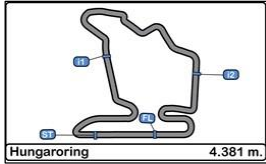
Ord.	N°	Entrant / Team	Nat.	Driver	Nat.	St.	Driver 2	Nat.	St.	Vehicle	Cat.	Cla.	Laps	Best Time	Gap	Interval	Kmh	
1	65	RACE / BMW Team Teo Martin	ESP	Victor Bouveng	SWE	Silver	<u>Fran Rueda</u>	ESP	Silver	BMW M6 GT3	PRO	1º	10	9	1'42.311		154.154	
2	19	Lechner Racing	AUT	Mario Plachutta	AUT	Bronze	<u>Thomas Jäger</u>	AUT	Gold	Mercedes AMG GT3	PROAM	1º	11	7	1'42.724	0'413	0'413	153.534
3	88	Garage 59	GBR	Alexander West	SWE	Bronze	<u>Côme Ledogar</u>	FRA	Platinum	McLaren 650 S GT3 2015	PROAM	2º	12	8	1'43.199	0'888	0'475	152.827
4	488	Spirit of Race	CHE	<u>Miguel Ramos</u>	PRT	Silver	Mikkel Mac	DNK	Gold	Ferrari 488 GT3	PRO	2º	13	12	1'43.235	0'924	0'036	152.774
5	23	Impetale Racing	ITA	<u>Vito Postiglione</u>	ITA	Gold	Andrea Fontana	ITA	Silver	Lamborghini Huracan GT3	PRO	3º	15	11	1'43.335	1'024	0'100	152.626
6	16	Drivex School	ESP	Marcelo Hahn	BRA	Bronze	<u>Alan Holmeister</u>	BRA	Silver	Mercedes AMG GT3	PROAM	3º	12	6	1'43.433	1'122	0'098	152.481
7	1	Impetale Racing	ITA	<u>Thomas Biate</u>	ITA	Gold	Giovanni Venturini	ITA	Gold	Lamborghini Huracan GT3	PRO	4º	10	9	1'43.491	1'180	0'058	152.396
8	48	Spirit of Race / Kaspersky Motorsport	CHE	Alex Moiseev	RUS	Bronze	<u>David Rizzo</u>	ITA	Bronze	Ferrari 488 GT3	AM	1º	9	8	1'43.536	1'225	0'045	152.330
9	25	FF Corse	GBR	Ivor Dunbar	GBR	Bronze	<u>Johnny Mowlam</u>	GBR	Gold	Ferrari 488 GT3	PROAM	4º	14	10	1'43.542	1'231	0'006	152.321
10	11	Ratón Racing	ITA	<u>Edoardo Liberati</u>	ITA	Silver	Kang Ling	CHN	Silver	Lamborghini Huracan GT3	PRO	5º	13	10	1'43.600	1'289	0'058	152.236
11	51	RACE / BMW Team Teo Martin	ESP	<u>Louranço Bairão de Veiga</u>	PRT	Silver	Tiago Monteiro	PRT	Platinum	BMW M6 GT3	PRO	6º	11	8	1'43.756	1'445	0'156	152.007
12	55	Fambacher Racing	DEU	<u>Dominik Farnbacher</u>	DEU	Gold	Norbert Siedler	AUT	Gold	Lexus RC F GT3	PRO	7º	12	11	1'43.908	1'597	0'152	151.784
13	555	FFF Racing Team by ACM	CHN	<u>Hiroshi Hamaguchi</u>	JPN	Bronze	Vitantonio Liuzzi	ITA	Platinum	Lamborghini Huracan GT3	PROAM	5º	8	6	1'44.106	1'795	0'198	151.496
14	8	AF Corse	ITA	<u>Piergiuseppe Perazzini</u>	ITA	Bronze	Marco Cioci	ITA	Gold	Ferrari 488 GT3	PROAM	6º	12	11	1'44.251	1'940	0'145	151.285
15	20	SPS Automotive Performance	DEU	<u>Valentin Pierburg</u>	DEU	Bronze	Lance D. Arnold	DEU	Silver	Mercedes AMG GT3	PROAM	7º	12	11	1'44.283	1'972	0'032	151.238
16	5	SFRacing	CHN	Fu Songyang	CHN	Bronze	<u>Rino Mastroratti</u>	ITA	Bronze	Ferrari 488 GT3	AM	2º	12	11	1'44.321	2'010	0'038	151.183
17	124	Racing Trevor	SVK	<u>Jiri Malchárek</u>	SVK	Bronze	Christian Malchárek	SVK	Silver	BMW M6 GT3	PROAM	8º	15	13	1'44.365	2'054	0'044	151.120
18	54	Emil Frey Lexus Racing	CHE	Albert Costa	ESP	Gold	<u>Philipp Frommannwiler</u>	CHE	Silver	Lexus RC F GT3	PRO	8º	7	4	1'44.384	2'073	0'019	151.082
19	12	Sports and You	PRT	Marcio Basso	BRA	Bronze	<u>José Balbani</u>	ARG	Bronze	Mercedes AMG GT3	AM	3º	9	7	1'44.456	2'145	0'072	150.988
20	22	Shaun Balfe / Balfe Motorsport	GBR	<u>Shaun Balfe</u>	GBR	Bronze	Rob Bell	GBR	Platinum	McLaren 650 S GT3 2015	PROAM	9º	14	13	1'44.547	2'236	0'091	150.857
21	24	Garage 59	GBR	<u>Michael Benham</u>	GBR	Bronze	Duncan Tappy	GBR	Gold	McLaren 650 S GT3 2015	PROAM	10º	7	4	1'45.092	2'781	0'545	150.074
22	74	MS Racing	AUT	<u>Alexander Hrachovina</u>	AUT	Bronze	Martin Konrad	AUT	Bronze	Mercedes AMG GT3	AM	4º	6	4	1'45.352	3'041	0'260	149.704
23	99	Sports and You	PRT	António Coimbra	PRT	Bronze	<u>Luís Silva</u>	PRT	Bronze	Mercedes AMG GT3	AM	5º	12	7	1'45.773	3'462	0'421	149.108
24	21	Konrad Motorsport	DEU	Hendrik Still	DEU	Silver	<u>Paul Schuechler</u>	DEU	Bronze	Lamborghini Huracan GT3	PROAM	11º	12	6	1'46.812	4'901	1'039	147.658

CAR 555 TIME 1:46.980 DISALLOWED TRACK LIMITS ATT 11
 CAR 488 TIME 1:45.545 DISALLOWED TRACK LIMITS ATT 11
 CAR 11 TIME 1:44.342 DISALLOWED TRACK LIMITS ATT 4
 CAR 65 TIME 1:43.118 DISALLOWED TRACK LIMITS ATT 4
 CAR 54 TIME 1:44.661 DISALLOWED TRACK LIMITS ATT 11
 CAR 24 TIME 1:44.936 DISALLOWED TRACK LIMITS ATT 11
 CAR 5 TIME 1:44.601 DISALLOWED TRACK LIMITS ATT 11
 CAR 8 TIME 1:43.894 DISALLOWED TRACK LIMITS ATT 4:41
 CAR 23 TIME 1:42.994 DISALLOWED TRACK LIMITS ATT 11
 CAR 12 TIME 1:44.249 DISALLOWED TRACK LIMITS ATT 11

Published at:.....

Track Status DRY

Stewards:	Race Director:	Timekeeper:
-----------	----------------	-----------------



Hungaroring International GT Open Qualifying - 2

LAP ANALYSIS

02/07/2017

Number	1			5			8			11			12		
	Lap	Lap Time	Partial	Speed	Lap Time	Partial	Speed	Lap Time	Partial	Speed	Lap Time	Partial	Speed	Lap Time	Partial
1 ^a - 1	0'37.451	0'37.451		1'33.755	1'33.755		0'38.565	0'38.565		0'39.715	0'39.715		0'39.453	0'39.453	228.330
1 ^a - 2	1'16.448	0'38.997	Biagi	2'16.133	0'42.378	Mastronardi	1'19.536	0'40.971	Perazzini	1'21.893	0'42.178	Liberati	1'20.810	0'41.357	Balbiani
1 ^a - 3	1'45.642	0'29.194		2'46.230	0'30.097		1'55.264	0'35.728	PIT	1'58.064	0'36.171	PIT	1'50.159	0'29.349	
2 ^a - 1	0'37.531	0'37.531		0'37.568	0'37.568		3'02.491	3'02.491		2'07.648	2'07.648		0'37.488	0'37.488	228.330
2 ^a - 2	1'16.622	0'39.091	Biagi	1'16.319	0'38.751	Mastronardi	3'42.922	0'40.431	Perazzini	2'47.297	0'39.649	Liberati	1'15.577	0'38.089	Balbiani
2 ^a - 3	1'45.935	0'29.313		1'45.263	0'28.944		4'13.005	0'30.083		3'16.434	0'29.137		1'44.515	0'28.938	
3 ^a - 1	0'37.138	0'37.138		0'37.412	0'37.412		0'37.513	0'37.513		0'37.319	0'37.319		0'37.289	0'37.289	228.814
3 ^a - 2	1'16.132	0'38.994	Biagi	1'15.910	0'38.498	Mastronardi	1'16.562	0'39.049	Perazzini	1'15.859	0'38.540	Liberati	1'15.623	0'38.334	Balbiani
3 ^a - 3	1'45.347	0'29.215		1'44.899	0'28.989		1'45.496	0'28.934		1'44.704	0'28.845		1'44.490	0'28.867	
4 ^a - 1	0'37.248	0'37.248		0'37.125	0'37.125		0'37.303	0'37.303		0'37.150	0'37.150		0'37.307	0'37.307	228.330
4 ^a - 2	1'16.447	0'39.199	Biagi	1'15.600	0'38.475	Mastronardi	1'15.695	0'38.392	Perazzini	1'15.423	0'38.273	Liberati	1'15.962	0'38.655	Balbiani
4 ^a - 3	1'49.289	0'32.842	PIT	1'49.625	0'34.025	PIT	1'44.742	0'29.047		1'44.342	0'28.919		1'49.458	0'33.496	
5 ^a - 1	8'29.887	8'29.887		1'28.787	1'28.787		0'37.221	0'37.221		0'37.093	0'37.093		0'37.167	0'37.167	229.788
5 ^a - 2	9'12.618	0'42.731	Biagi	2'12.016	0'43.229	Mastronardi	1'15.653	0'38.432	Perazzini	1'15.265	0'38.172	Liberati	1'15.080	0'37.913	Balbiani
5 ^a - 3	9'42.879	0'30.261		2'42.589	0'30.573		1'44.474	0'28.821		1'49.638	0'34.373	PIT	1'44.249	0'29.169	
6 ^a - 1	0'37.091	0'37.091		0'38.574	0'38.574		0'38.067	0'38.067		5'25.685	5'25.685		0'36.996	0'36.996	228.814
6 ^a - 2	1'15.182	0'38.091	Biagi	1'20.593	0'42.019	Mastronardi	1'18.441	0'40.374	Perazzini	6'04.890	0'39.205	Liberati	1'15.199	0'38.203	Balbiani
6 ^a - 3	1'43.839	0'28.657		1'59.646	0'39.053	PIT	1'55.629	0'37.188	PIT	6'33.677	0'28.787		1'44.456	0'29.257	
7 ^a - 1	0'36.825	0'36.825		3'02.134	3'02.134		5'14.742	5'14.742		0'37.424	0'37.424		0'36.974	0'36.974	229.788
7 ^a - 2	1'14.859	0'38.034	Biagi	3'43.736	0'41.602	Mastronardi	5'55.565	0'40.823	Perazzini	1'15.373	0'37.949	Liberati	1'15.507	0'38.533	Balbiani
7 ^a - 3	1'43.610	0'28.751		4'21.836	0'38.100		6'25.311	0'29.746		1'44.112	0'28.739		1'44.556	0'29.049	
8 ^a - 1	0'36.732	0'36.732		0'37.124	0'37.124		0'37.328	0'37.328		0'37.018	0'37.018		0'45.924	0'45.924	228.814
8 ^a - 2	1'14.616	0'37.884	Biagi	1'15.595	0'38.471	Mastronardi	1'15.847	0'38.519	Perazzini	1'15.127	0'38.109	Liberati	1'33.897	0'47.973	Balbiani
8 ^a - 3	1'43.491	0'28.875		1'44.601	0'29.006		1'44.564	0'28.717		1'43.859	0'28.732		2'18.540	0'44.643	PIT
9 ^a - 1	0'36.875	0'36.875		0'37.279	0'37.279		0'36.970	0'36.970		0'36.879	0'36.879				
9 ^a - 2	1'18.479	0'41.604	Biagi	1'21.370	0'44.091	Mastronardi	1'14.996	0'38.026	Perazzini	1'14.816	0'37.937	Liberati			
9 ^a - 3	1'56.920	0'38.441	PIT	1'54.232	0'32.862		1'43.894	0'28.898		1'43.600	0'28.784				
10 ^a - 1				0'36.909	0'36.909		0'36.933	0'36.933		0'40.792	0'40.792				
10 ^a - 2				1'15.199	0'38.290	Mastronardi	1'15.346	0'38.413	Perazzini	1'27.163	0'46.371	Liberati			
10 ^a - 3				1'44.321	0'29.122		1'44.251	0'28.905		1'56.211	0'29.048				
11 ^a - 1				0'37.249	0'37.249		0'48.280	0'48.280		0'36.924	0'36.924				
11 ^a - 2				1'15.865	0'38.616	Mastronardi	1'42.429	0'54.149	Perazzini	1'15.200	0'38.276	Liberati			
11 ^a - 3				1'56.270	0'40.405	PIT	2'31.721	0'49.292	PIT	1'49.026	0'33.826				
12 ^a - 1										0'36.903	0'36.903				
12 ^a - 2										1'17.638	0'40.735	Liberati			
12 ^a - 3										1'56.654	0'39.016	PIT			
13 ^a - 1															
13 ^a - 2															
13 ^a - 3															
14 ^a - 1															
14 ^a - 2															
14 ^a - 3															

Ideal Lap	
0'36.732	0'36.732
1'14.616	0'37.884
1'43.273	0'28.657

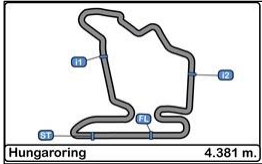
Ideal Lap	
0'36.909	0'36.909
1'15.199	0'38.290
1'44.143	0'28.944

Ideal Lap	
0'36.933	0'36.933
1'14.959	0'38.026
1'43.676	0'28.717

Ideal Lap	
0'36.879	0'36.879
1'14.816	0'37.937
1'43.548	0'28.732

Ideal Lap	
0'36.974	0'36.974
1'14.887	0'37.913
1'43.754	0'28.867

Ideal Best Lap	
0'36.394	0'36.394
1'13.771	0'37.377
1'42.154	0'28.383



Hungaroring International GT Open Qualifying - 2

LAP ANALYSIS

02/07/2017

Number	16			19			20			21			22			
	Lap	Lap Time	Partial	Speed	Lap Time	Partial	Speed	Lap Time	Partial	Speed	Lap Time	Partial	Speed	Lap Time	Partial	Speed
1 ^a - 1	0'37.575	0'37.575		228.814	0'37.691	0'37.691	226.416	0'38.024	0'38.024	226.891	0'41.413	0'41.413	206.897	0'37.997	0'37.997	230.278
1 ^a - 2	1'16.985	0'39.410		Hellmeister	1'16.566	0'38.875	Jäger	1'18.189	0'40.165	Pierburg	1'23.728	0'42.315	Scheuschner	1'20.250	0'42.253	Balfe
1 ^a - 3	1'46.346	0'29.361			1'45.767	0'29.201		1'48.740	0'30.551		1'54.978	0'31.250		1'50.481	0'30.231	
2 ^a - 1	0'37.219	0'37.219		228.330	0'37.313	0'37.313	227.848	0'37.684	0'37.684	226.416	0'38.168	0'38.168	229.300	0'37.433	0'37.433	229.788
2 ^a - 2	1'16.466	0'39.247		Hellmeister	1'15.715	0'38.402	Jäger	1'17.184	0'39.500	Pierburg	1'18.974	0'40.806	Scheuschner	1'17.373	0'39.940	Balfe
2 ^a - 3	1'45.870	0'29.404			1'44.532	0'28.817		1'46.668	0'29.484		1'49.172	0'30.198		1'46.843	0'29.470	
3 ^a - 1	0'37.325	0'37.325		229.788	0'36.910	0'36.910	230.278	0'37.562	0'37.562	226.416	0'38.030	0'38.030	229.300	0'37.236	0'37.236	231.264
3 ^a - 2	1'16.238	0'38.913		Hellmeister	1'15.483	0'38.573	Jäger	1'17.077	0'39.515	Pierburg	1'17.795	0'39.765	Scheuschner	1'16.994	0'39.758	Balfe
3 ^a - 3	1'58.321	0'42.083		PIT	1'48.311	0'32.828	PIT	1'46.971	0'29.894		1'47.627	0'29.832		1'46.624	0'29.630	
4 ^a - 1	6'11.066	6'11.066			7'22.941	7'22.941		0'37.474	0'37.474	227.369	0'37.896	0'37.896	229.788	0'37.478	0'37.478	230.278
4 ^a - 2	6'51.647	0'40.581		Hellmeister	8'03.294	0'40.353	Jäger	1'16.998	0'39.524	Pierburg	1'17.793	0'39.897	Scheuschner	1'19.081	0'41.603	Balfe
4 ^a - 3	7'21.374	0'29.727			8'35.371	0'32.077		1'46.324	0'29.326		1'47.538	0'29.745		1'54.985	0'35.904	PIT
5 ^a - 1	0'36.750	0'36.750		229.300	0'36.809	0'36.809	227.849	0'37.298	0'37.298	228.814	0'37.611	0'37.611	229.300	3'07.625	3'07.625	
5 ^a - 2	1'14.532	0'37.782		Hellmeister	1'14.459	0'37.650	Jäger	1'17.065	0'39.767	Pierburg	1'17.238	0'39.627	Scheuschner	3'47.215	0'39.590	Balfe
5 ^a - 3	1'43.433	0'28.901			1'42.928	0'28.469		1'50.502	0'33.437	PIT	1'46.812	0'29.574		4'16.800	0'29.585	
6 ^a - 1	0'36.854	0'36.854		231.264	0'36.792	0'36.792	230.278	3'43.669	3'43.669		0'37.538	0'37.538	229.788	0'37.283	0'37.283	229.788
6 ^a - 2	1'15.150	0'38.296		Hellmeister	1'14.169	0'37.377	Jäger	4'25.031	0'41.362	Pierburg	1'16.972	0'39.434	Scheuschner	1'16.472	0'39.189	Balfe
6 ^a - 3	1'50.027	0'34.877			1'42.724	0'28.555		4'56.265	0'31.234		1'48.240	0'31.268		1'45.860	0'29.388	
7 ^a - 1	0'36.965	0'36.965		230.278	0'36.539	0'36.539	230.770	0'37.118	0'37.118	226.891	0'37.765	0'37.765	230.278	0'37.987	0'37.987	229.788
7 ^a - 2	1'15.229	0'38.264		Hellmeister	1'16.202	0'39.663	Jäger	1'17.195	0'40.077	Pierburg	1'17.817	0'40.052	Scheuschner	1'18.436	0'40.449	Balfe
7 ^a - 3	1'52.974	0'37.745		PIT	1'52.791	0'36.589	PIT	1'48.028	0'30.833		1'54.116	0'36.299	PIT	1'52.809	0'34.373	PIT
8 ^a - 1	3'41.625	3'41.625			3'03.645	3'03.645		0'37.114	0'37.114	229.300	4'32.612	4'32.612		1'40.019	1'40.019	
8 ^a - 2	4'27.247	0'45.622		Hellmeister	3'43.438	0'39.793	Jäger	1'16.004	0'38.890	Pierburg	5'13.907	0'41.295	Scheuschner	2'22.075	0'42.056	Balfe
8 ^a - 3	4'59.025	0'31.778			4'15.378	0'31.940		1'45.205	0'29.201		5'43.768	0'29.861		2'52.453	0'30.378	
9 ^a - 1	0'36.816	0'36.816		230.770	0'36.497	0'36.497	230.770	0'36.937	0'36.937	229.788	0'37.571	0'37.571	231.760	0'36.926	0'36.926	231.264
9 ^a - 2	1'14.987	0'38.171		Hellmeister	1'14.261	0'37.764	Jäger	1'15.612	0'38.675	Pierburg	1'17.330	0'39.759	Scheuschner	1'16.660	0'39.734	Balfe
9 ^a - 3	1'43.768	0'28.781			1'42.753	0'28.492		1'44.514	0'28.902		1'47.102	0'29.772		1'51.053	0'34.393	
10 ^a - 1	0'36.599	0'36.599		232.759	0'42.962	0'42.962	230.278	0'36.859	0'36.859	230.770	0'37.743	0'37.743	231.264	0'36.792	0'36.792	231.264
10 ^a - 2	1'14.642	0'38.043		Hellmeister	1'24.127	0'41.165	Jäger	1'15.307	0'38.448	Pierburg	1'17.759	0'40.016	Scheuschner	1'15.559	0'38.767	Balfe
10 ^a - 3	1'43.590	0'28.948			2'01.534	0'37.407	PIT	1'44.283	0'28.976		1'47.788	0'30.029		1'44.951	0'29.392	
11 ^a - 1	0'36.614	0'36.614		231.264				0'36.996	0'36.996	231.264	0'41.214	0'41.214	204.934	0'37.181	0'37.181	230.770
11 ^a - 2	1'14.740	0'38.126		Hellmeister	1'15.845	0'38.849	Pierburg	1'15.845	0'38.849	Pierburg	1'24.079	0'42.865	Scheuschner	1'20.333	0'43.152	Balfe
11 ^a - 3	1'56.736	0'41.996		PIT	1'51.652	0'35.807	PIT	1'51.652	0'35.807	PIT	2'02.393	0'38.314	PIT	1'51.516	0'31.183	
12 ^a - 1														0'36.760	0'36.760	231.760
12 ^a - 2														1'15.465	0'38.705	Balfe
12 ^a - 3														1'44.547	0'29.082	
13 ^a - 1														0'41.354	0'41.354	231.264
13 ^a - 2														1'24.273	0'42.919	Balfe
13 ^a - 3														2'02.546	0'38.273	PIT
14 ^a - 1																
14 ^a - 2																
14 ^a - 3																

Ideal Lap	
0'36.599	0'36.599
1'14.381	0'37.782
1'43.162	0'28.781

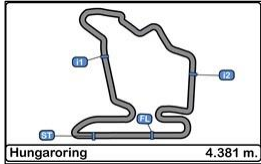
Ideal Lap	
0'36.497	0'36.497
1'13.874	0'37.377
1'42.343	0'28.469

Ideal Lap	
0'36.859	0'36.859
1'13.874	0'38.448
1'44.209	0'28.902

Ideal Lap	
0'37.538	0'37.538
1'16.972	0'39.434
1'46.546	0'29.574

Ideal Lap	
0'36.760	0'36.760
1'15.465	0'38.705
1'44.547	0'29.082

Ideal Best Lap	
0'36.394	0'36.394
1'13.771	0'37.377
1'42.154	0'28.383



Hungaroring International GT Open Qualifying - 2

LAP ANALYSIS

02/07/2017

Number	23			24			25			48			51			
	Lap	Lap Time	Partial	Speed	Lap Time	Partial	Speed	Lap Time	Partial	Speed	Lap Time	Partial	Speed	Lap Time	Partial	Speed
1 ^a - 1	0'38.192	0'38.192		0'37.336	0'37.336	231.760	0'37.861	0'37.861	228.814	0'37.174	0'37.174	228.814	0'37.621	0'37.621	232.259	
1 ^a - 2	1'18.562	0'40.370	Postiglione	1'15.921	0'38.585	Benham	1'17.098	0'39.237	Mowlem	1'15.654	0'38.480	Rizzo	1'17.041	0'39.420	Beirão da Veiga	
1 ^a - 3	1'48.214	0'29.652		1'44.936	0'29.015		1'46.808	0'29.710		1'44.416	0'28.762		1'46.531	0'29.490		
2 ^a - 1	0'37.962	0'37.962		0'37.057	0'37.057	230.770	0'37.478	0'37.478	228.814	0'37.194	0'37.194	229.300	0'37.334	0'37.334	233.767	
2 ^a - 2	1'17.159	0'39.197	Postiglione	1'15.986	0'38.929	Benham	1'16.851	0'39.373	Mowlem	1'15.567	0'38.373	Rizzo	1'16.326	0'38.992	Beirão da Veiga	
2 ^a - 3	1'46.573	0'29.414		1'45.338	0'29.352		1'46.345	0'29.494		1'44.455	0'28.888		1'45.879	0'29.553		
3 ^a - 1	0'37.729	0'37.729		0'37.500	0'37.500	230.278	0'37.092	0'37.092	229.788	0'36.868	0'36.868	230.278	0'39.226	0'39.226	232.259	
3 ^a - 2	1'16.836	0'39.107	Postiglione	1'16.096	0'38.596	Benham	1'16.344	0'39.252	Mowlem	1'14.988	0'38.120	Rizzo	1'24.302	0'45.076	Beirão da Veiga	
3 ^a - 3	1'50.329	0'33.493	PIT	1'45.092	0'28.996		1'50.098	0'33.754	PIT	1'44.077	0'29.089		1'54.508	0'30.206		
4 ^a - 1	2'58.631	2'58.631		0'37.219	0'37.219	230.278	2'06.222	2'06.222		0'37.226	0'37.226	231.760	0'37.438	0'37.438	231.264	
4 ^a - 2	3'42.616	0'43.985	Postiglione	1'21.954	0'44.735	Benham	2'46.437	0'40.215	Mowlem	1'16.810	0'39.584	Rizzo	1'16.396	0'38.958	Beirão da Veiga	
4 ^a - 3	4'11.725	0'29.109		1'52.087	0'30.133		3'19.457	0'33.020		1'52.032	0'35.222	PIT	1'45.922	0'29.526		
5 ^a - 1	0'37.006	0'37.006		0'37.274	0'37.274	230.278	0'37.201	0'37.201	228.330	4'16.757	4'16.757		0'37.430	0'37.430	232.759	
5 ^a - 2	1'15.514	0'38.508	Postiglione	1'25.679	0'48.405	Benham	1'16.176	0'38.975	Mowlem	4'55.698	0'38.941	Rizzo	1'16.337	0'38.907	Beirão da Veiga	
5 ^a - 3	1'44.580	0'29.066		2'12.342	0'46.663	PIT	1'45.550	0'29.374		5'27.877	0'32.179		1'50.559	0'34.222	PIT	
6 ^a - 1	0'36.774	0'36.774		6'08.246	6'08.246		0'37.213	0'37.213	229.788	0'37.049	0'37.049	230.770	10'12.586	10'12.586		
6 ^a - 2	1'14.571	0'37.797	Postiglione	7'01.257	0'53.011	Benham	1'16.465	0'39.252	Mowlem	1'14.967	0'37.918	Rizzo	10'51.802	0'39.216	Beirão da Veiga	
6 ^a - 3	1'43.663	0'29.092		7'39.016	0'37.759	PIT	1'50.361	0'33.896	PIT	1'43.577	0'28.610		11'20.915	0'29.113		
7 ^a - 1	0'36.746	0'36.746					3'19.766	3'19.766		0'36.673	0'36.673	230.278	0'36.832	0'36.832	232.759	
7 ^a - 2	1'14.745	0'37.999	Postiglione				3'59.451	0'39.685	Mowlem	1'14.750	0'38.077	Rizzo	1'14.785	0'37.953	Beirão da Veiga	
7 ^a - 3	1'43.640	0'28.895					4'28.870	0'29.419		1'43.536	0'28.786		1'43.756	0'28.971		
8 ^a - 1	0'36.877	0'36.877					0'36.725	0'36.725	229.788	0'37.163	0'37.163	230.770	0'36.871	0'36.871	234.783	
8 ^a - 2	1'15.407	0'38.530	Postiglione				1'14.915	0'38.190	Mowlem	1'15.570	0'38.407	Rizzo	1'22.651	0'45.780	Beirão da Veiga	
8 ^a - 3	1'47.764	0'32.357	PIT				1'43.594	0'28.679		1'50.611	0'35.041	PIT	1'52.278	0'29.627		
9 ^a - 1	2'13.503	2'13.503					0'36.799	0'36.799	229.788				0'36.941	0'36.941	234.274	
9 ^a - 2	2'59.956	0'46.453	Postiglione				1'14.850	0'38.051	Mowlem				1'14.894	0'37.953	Beirão da Veiga	
9 ^a - 3	3'38.451	0'38.495					1'43.542	0'28.692					1'43.769	0'28.875		
10 ^a - 1	0'36.720	0'36.720					0'36.824	0'36.824	230.278				0'40.195	0'40.195	234.274	
10 ^a - 2	1'14.477	0'37.757	Postiglione				1'14.810	0'37.986	Mowlem				1'20.748	0'40.553	Beirão da Veiga	
10 ^a - 3	1'43.335	0'28.858					1'43.624	0'28.814					1'55.139	0'34.391	PIT	
11 ^a - 1	0'36.614	0'36.614					0'39.588	0'39.588	230.278							
11 ^a - 2	1'14.285	0'37.671	Postiglione				1'20.343	0'40.755	Mowlem							
11 ^a - 3	1'42.994	0'28.709					1'52.878	0'32.535								
12 ^a - 1	0'37.276	0'37.276					0'36.746	0'36.746	231.264							
12 ^a - 2	1'25.074	0'47.798	Postiglione				1'14.743	0'37.997	Mowlem							
12 ^a - 3	1'55.109	0'30.035					1'43.547	0'28.804								
13 ^a - 1	0'36.779	0'36.779					0'36.624	0'36.624	232.259							
13 ^a - 2	1'14.847	0'38.068	Postiglione				1'14.895	0'38.271	Mowlem							
13 ^a - 3	1'44.657	0'29.810					1'51.205	0'36.310	PIT							
14 ^a - 1	0'36.811	0'36.811														
14 ^a - 2	1'14.810	0'37.999	Postiglione													
14 ^a - 3	1'48.446	0'33.636	PIT													

Ideal Lap	
0'36.614	0'36.614
1'14.285	0'37.671
1'42.994	0'28.709

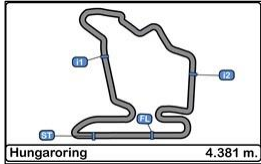
Ideal Lap	
0'37.057	0'37.057
1'15.642	0'38.585
1'44.638	0'28.996

Ideal Lap	
0'36.624	0'36.624
1'14.610	0'37.986
1'43.289	0'28.679

Ideal Lap	
0'36.673	0'36.673
1'14.591	0'37.918
1'43.201	0'28.610

Ideal Lap	
0'36.832	0'36.832
1'14.785	0'37.953
1'43.660	0'28.875

Ideal Best Lap	
0'36.394	0'36.394
1'13.771	0'37.377
1'42.154	0'28.383



Hungaroring International GT Open Qualifying - 2

LAP ANALYSIS

02/07/2017

Number	54			55			65			74			88			
	Lap	Lap Time	Partial	Speed	Lap Time	Partial	Speed	Lap Time	Partial	Speed	Lap Time	Partial	Speed	Lap Time	Partial	Speed
1 ^a - 1	0'37.000	0'37.000		227.369	0'37.831	0'37.831	224.533	0'37.603	0'37.603	230.770	0'37.495	0'37.495	227.369	0'36.891	0'36.891	232.759
1 ^a - 2	1'17.475	0'40.475	Frommenwile		1'16.766	0'38.935	Farnbacher	1'16.641	0'39.038	Rueda	1'16.643	0'39.148	Hrachowina	1'15.181	0'38.290	Ledogar
1 ^a - 3	1'47.558	0'30.083			1'46.147	0'29.381		1'46.126	0'29.485		1'46.075	0'29.432		1'43.975	0'28.794	
2 ^a - 1	0'36.890	0'36.890		227.369	0'37.461	0'37.461	225.001	0'38.897	0'38.897	231.264	0'37.649	0'37.649	228.814	0'36.901	0'36.901	231.760
2 ^a - 2	1'15.085	0'38.195	Frommenwile		1'16.490	0'39.029	Farnbacher	1'19.584	0'40.687	Rueda	1'16.320	0'38.671	Hrachowina	1'15.065	0'38.164	Ledogar
2 ^a - 3	1'44.661	0'29.576			1'46.013	0'29.523		2'00.371	0'40.787	PIT	1'45.722	0'29.402		1'43.881	0'28.816	
3 ^a - 1	0'37.047	0'37.047		229.300	0'38.008	0'38.008	225.942	1'29.673	1'29.673		0'37.589	0'37.589	228.814	0'36.818	0'36.818	232.258
3 ^a - 2	1'15.228	0'38.181	Frommenwile		1'17.565	0'39.557	Farnbacher	2'08.108	0'38.435	Rueda	1'16.134	0'38.545	Hrachowina	1'14.932	0'38.114	Ledogar
3 ^a - 3	1'44.384	0'29.156			1'50.286	0'32.721	PIT	2'37.716	0'29.608		1'45.352	0'29.218		1'53.055	0'38.123	
4 ^a - 1	0'38.603	0'38.603		228.330	3'20.024	3'20.024		0'36.619	0'36.619	231.264	0'37.656	0'37.656	228.814	0'36.901	0'36.901	230.770
4 ^a - 2	1'21.266	0'42.663	Frommenwile		3'59.238	0'39.214	Farnbacher	1'14.506	0'37.887	Rueda	1'16.312	0'38.656	Hrachowina	1'14.943	0'38.042	Ledogar
4 ^a - 3	1'56.282	0'35.016			4'32.618	0'33.380	PIT	1'43.029	0'28.523		1'45.525	0'29.213		1'43.998	0'29.055	
5 ^a - 1	0'37.132	0'37.132		229.300	1'55.275	1'55.275		0'36.702	0'36.702	231.264	0'38.331	0'38.331	228.814	0'37.647	0'37.647	231.760
5 ^a - 2	1'15.711	0'38.579	Frommenwile		2'34.380	0'39.105	Farnbacher	1'14.536	0'37.834	Rueda	1'19.518	0'41.187	Hrachowina	1'16.774	0'39.127	Ledogar
5 ^a - 3	1'44.717	0'29.006			3'08.198	0'33.818	PIT	1'43.118	0'28.582		1'55.290	0'35.772	PIT	1'50.508	0'33.734	PIT
6 ^a - 1	0'42.431	0'42.431		200.001	3'14.354	3'14.354		0'36.649	0'36.649	232.259				9'15.775	9'15.775	
6 ^a - 2	1'23.433	0'41.002	Frommenwile		3'53.415	0'39.061	Farnbacher	1'14.497	0'37.848	Rueda				9'54.349	0'38.574	Ledogar
6 ^a - 3	1'57.448	0'34.015	PIT		4'26.444	0'33.029	PIT	1'52.399	0'37.902	PIT				10'23.462	0'29.113	
7 ^a - 1					1'35.333	1'35.333		10'50.083	10'50.083					0'36.649	0'36.649	232.259
7 ^a - 2					2'20.381	0'45.048	Farnbacher	11'28.473	0'38.390	Rueda				1'14.367	0'37.718	Ledogar
7 ^a - 3					2'58.320	0'37.939		11'57.871	0'29.398					1'43.199	0'28.832	
8 ^a - 1					0'37.417	0'37.417	226.891	0'36.394	0'36.394	232.259				0'36.609	0'36.609	232.258
8 ^a - 2					1'15.866	0'38.449	Farnbacher	1'13.928	0'37.534	Rueda				1'14.502	0'37.893	Ledogar
8 ^a - 3					1'44.658	0'28.792		1'42.311	0'28.383					1'43.393	0'28.891	
9 ^a - 1					0'36.964	0'36.964	226.416	0'36.549	0'36.549	232.259				0'36.757	0'36.757	233.767
9 ^a - 2					1'15.098	0'38.134	Farnbacher	1'17.888	0'41.339	Rueda				1'14.795	0'38.038	Ledogar
9 ^a - 3					1'45.562	0'30.464		1'57.246	0'39.358	PIT				1'43.834	0'29.039	
10 ^a - 1					0'36.867	0'36.867	228.330							0'38.194	0'38.194	233.767
10 ^a - 2					1'14.897	0'38.030	Farnbacher							1'25.529	0'47.335	Ledogar
10 ^a - 3					1'43.908	0'29.011								1'54.969	0'29.440	
11 ^a - 1					0'37.116	0'37.116	226.891							0'36.654	0'36.654	233.767
11 ^a - 2					1'15.368	0'38.252	Farnbacher							1'14.775	0'38.121	Ledogar
11 ^a - 3					1'55.133	0'39.765	PIT							1'52.701	0'37.926	PIT
12 ^a - 1																
12 ^a - 2																
12 ^a - 3																
13 ^a - 1																
13 ^a - 2																
13 ^a - 3																
14 ^a - 1																
14 ^a - 2																
14 ^a - 3																

Ideal Lap	
0'36.890	0'36.890
1'15.071	0'38.181
1'44.077	0'29.006

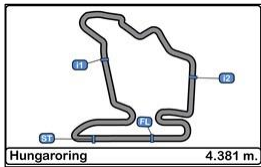
Ideal Lap	
0'36.867	0'36.867
1'14.897	0'38.030
1'43.689	0'28.792

Ideal Lap	
0'36.394	0'36.394
1'13.928	0'37.534
1'42.311	0'28.383

Ideal Lap	
0'37.495	0'37.495
1'16.040	0'38.545
1'45.141	0'29.101

Ideal Lap	
0'36.609	0'36.609
1'14.327	0'37.718
1'43.121	0'28.794

Ideal Best Lap	
0'36.394	0'36.394
1'13.771	0'37.377
1'42.154	0'28.383



Hungaroring International GT Open Qualifying - 2

LAP ANALYSIS

02/07/2017

Number	99			124			488			555			
	Lap	Lap Time	Partial	Speed	Lap Time	Partial	Speed	Lap Time	Partial	Speed	Lap Time	Partial	Speed
1 ^a - 1	0'38.016	0'38.016		225.470	0'38.236	0'38.236	230.770	0'37.373	0'37.373	227.369	0'37.788	0'37.788	229.300
1 ^a - 2	1'17.910	0'39.894	Silva		1'18.064	0'39.828	Malchárek	1'16.113	0'38.740	Ramos	1'18.314	0'40.526	Hamaguchi
1 ^a - 3	1'47.906	0'29.996		225.470	1'47.985	0'29.921		1'45.545	0'29.432		1'47.768	0'29.454	
2 ^a - 1	0'38.133	0'38.133		225.470	0'38.320	0'38.320	229.788	0'37.443	0'37.443	226.891	0'37.326	0'37.326	229.788
2 ^a - 2	1'18.152	0'40.019	Silva		1'17.861	0'39.541	Malchárek	1'16.037	0'38.594	Ramos	1'16.816	0'39.490	Hamaguchi
2 ^a - 3	1'48.156	0'30.004		225.470	1'47.671	0'29.810		1'45.149	0'29.112		1'46.980	0'30.164	
3 ^a - 1	0'38.014	0'38.014		223.141	0'38.077	0'38.077	231.264	0'37.421	0'37.421	227.849	0'37.378	0'37.378	229.788
3 ^a - 2	1'19.990	0'41.976	Silva		1'17.214	0'39.137	Malchárek	1'15.719	0'38.298	Ramos	1'16.923	0'39.545	Hamaguchi
3 ^a - 3	1'50.280	0'30.290		223.141	1'46.950	0'29.736		1'44.977	0'29.258		1'52.846	0'35.923	PIT
4 ^a - 1	0'40.875	0'40.875		225.001	0'37.807	0'37.807	230.278	0'37.310	0'37.310	227.849	4'38.060	4'38.060	
4 ^a - 2	1'23.216	0'42.341	Silva		1'17.249	0'39.442	Malchárek	1'15.696	0'38.386	Ramos	5'17.456	0'39.396	Hamaguchi
4 ^a - 3	1'58.000	0'34.784	PIT		1'47.150	0'29.901		1'44.748	0'29.052		5'46.788	0'29.332	
5 ^a - 1	4'18.260	4'18.260		225.001	0'37.921	0'37.921	230.278	0'38.048	0'38.048	228.330	0'36.974	0'36.974	227.369
5 ^a - 2	4'57.424	0'39.164	Silva		1'17.914	0'39.993	Malchárek	1'18.282	0'40.234	Ramos	1'15.327	0'38.353	Hamaguchi
5 ^a - 3	5'26.903	0'29.479		225.001	1'52.622	0'34.708	PIT	1'58.252	0'39.970	PIT	1'44.106	0'28.779	
6 ^a - 1	0'37.546	0'37.546		228.330	2'24.733	2'24.733		3'19.106	3'19.106		0'36.789	0'36.789	230.770
6 ^a - 2	1'16.519	0'38.973	Silva		3'05.398	0'40.665	Malchárek	3'59.684	0'40.578	Ramos	1'15.398	0'38.609	Hamaguchi
6 ^a - 3	1'45.773	0'29.254		228.330	3'36.251	0'30.853		4'29.138	0'29.454		1'44.379	0'28.981	
7 ^a - 1	0'37.521	0'37.521		227.849	0'37.531	0'37.531	229.788	0'37.056	0'37.056	229.788	0'36.969	0'36.969	231.264
7 ^a - 2	1'16.092	0'38.571	Silva		1'16.296	0'38.765	Malchárek	1'14.788	0'37.732	Ramos	1'15.856	0'38.887	Hamaguchi
7 ^a - 3	1'45.820	0'29.728		227.849	1'45.690	0'29.394		1'43.358	0'28.570		1'55.908	0'40.052	PIT
8 ^a - 1	0'37.323	0'37.323		227.369	0'36.943	0'36.943	230.770	0'36.895	0'36.895	228.814			
8 ^a - 2	1'15.963	0'38.640	Silva		1'15.587	0'38.644	Malchárek	1'14.831	0'37.936	Ramos			
8 ^a - 3	1'45.848	0'29.885		227.369	1'44.738	0'29.151		1'43.673	0'28.842				
9 ^a - 1	0'37.858	0'37.858		224.533	0'37.143	0'37.143	230.770	0'36.856	0'36.856	227.849			
9 ^a - 2	1'28.399	0'50.541	Silva		1'15.975	0'38.832	Malchárek	1'14.644	0'37.788	Ramos			
9 ^a - 3	2'02.880	0'34.481		224.533	1'51.616	0'35.641	PIT	1'43.565	0'28.921				
10 ^a - 1	0'37.644	0'37.644		229.300	3'33.070	3'33.070		0'36.807	0'36.807	229.300			
10 ^a - 2	1'16.530	0'38.886	Silva		4'13.578	0'40.508	Malchárek	1'14.569	0'37.762	Ramos			
10 ^a - 3	1'45.828	0'29.298		229.300	4'43.137	0'29.559		1'43.452	0'28.883				
11 ^a - 1	0'40.674	0'40.674		228.814	0'41.386	0'41.386	230.770	0'36.727	0'36.727	229.788			
11 ^a - 2	1'24.461	0'43.787	Silva		1'23.918	0'42.532	Malchárek	1'14.477	0'37.750	Ramos			
11 ^a - 3	2'03.237	0'38.776	PIT		1'54.430	0'30.512		1'43.235	0'28.758				
12 ^a - 1					0'36.951	0'36.951	231.760	0'41.066	0'41.066	228.814			
12 ^a - 2					1'15.421	0'38.470	Malchárek	1'23.460	0'42.394	Ramos			
12 ^a - 3					1'44.365	0'28.944		2'01.153	0'37.693	PIT			
13 ^a - 1					0'37.060	0'37.060	231.264						
13 ^a - 2					1'15.508	0'38.448	Malchárek						
13 ^a - 3					1'44.835	0'29.327							
14 ^a - 1					0'46.473	0'46.473	227.369						
14 ^a - 2					1'37.535	0'51.062	Malchárek						
14 ^a - 3					2'20.769	0'43.234	PIT						

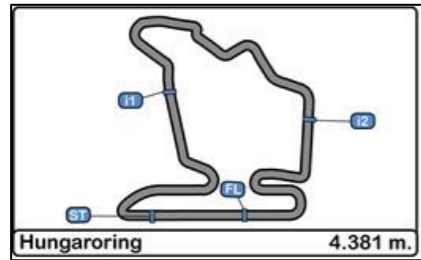
Ideal Lap	
0'37.323	0'37.323
1'15.894	0'38.571
1'45.148	0'29.254

Ideal Lap	
0'36.943	0'36.943
1'15.391	0'38.448
1'44.335	0'28.944

Ideal Lap	
0'36.727	0'36.727
1'14.459	0'37.732
1'43.029	0'28.570

Ideal Lap	
0'36.789	0'36.789
1'15.142	0'38.353
1'43.921	0'28.779

Ideal Best Lap	
0'36.394	0'36.394
1'13.771	0'37.377
1'42.154	0'28.383

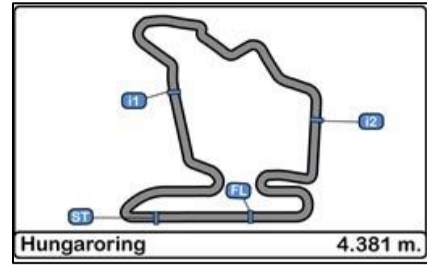


Hungaroring International GT Open Qualifying - 2

Best Sectors Results

02/07/2017

Sector - 1				Sector - 2				Sector - 3				Ideal Lap vs Best Lap			
Ord.	Nº	Driver	Time	Nº	Driver	Time	Nº	Driver	Time	Ord.	Nº	Driver	Ideal Lap	Best Lap	Ord.
1	65	Fran Rueda	36.394	19	Thomas Jäger	37.377	65	Fran Rueda	28.383	1	65	Fran Rueda	1'42.311	1'42.311	1
2	19	Thomas Jäger	36.497	65	Fran Rueda	37.534	19	Thomas Jäger	28.469	2	19	Thomas Jäger	1'42.343	1'42.724	2
3	16	Alan Hellmeister	36.599	23	Vito Postiglione	37.671	488	Miguel Ramos	28.570	3	23	Vito Postiglione	1'42.994	1'42.994	3
4	88	Côme Ledogar	36.609	88	Côme Ledogar	37.718	48	Davide Rizzo	28.610	4	488	Miguel Ramos	1'43.029	1'43.235	5
5	23	Vito Postiglione	36.614	488	Miguel Ramos	37.732	1	Thomas Biagi	28.657	5	88	Côme Ledogar	1'43.121	1'43.199	4
6	25	Johnny Mowlem	36.624	16	Alan Hellmeister	37.782	25	Johnny Mowlem	28.679	6	16	Alan Hellmeister	1'43.162	1'43.433	6
7	48	Davide Rizzo	36.673	1	Thomas Biagi	37.884	23	Vito Postiglione	28.709	7	48	Davide Rizzo	1'43.201	1'43.536	8
8	488	Miguel Ramos	36.727	12	José Balbiani	37.913	8	Piergiuseppe Perazzini	28.717	8	1	Thomas Biagi	1'43.273	1'43.491	7
9	1	Thomas Biagi	36.732	48	Davide Rizzo	37.918	11	Edoardo Liberati	28.732	9	25	Johnny Mowlem	1'43.289	1'43.542	9
10	22	Shaun Balfe	36.760	11	Edoardo Liberati	37.937	555	Hiroshi Hamaguchi	28.779	10	11	Edoardo Liberati	1'43.548	1'43.600	10
11	555	Hiroshi Hamaguchi	36.789	51	Lourenço Beirão da Veiga	37.953	16	Alan Hellmeister	28.781	11	51	Lourenço Beirão da Veiga	1'43.660	1'43.756	11
12	51	Lourenço Beirão da Veiga	36.832	25	Johnny Mowlem	37.986	55	Dominik Farnbacher	28.792	12	8	Piergiuseppe Perazzini	1'43.676	1'43.894	12
13	20	Valentin Pierburg	36.859	8	Piergiuseppe Perazzini	38.026	88	Côme Ledogar	28.794	13	55	Dominik Farnbacher	1'43.689	1'43.908	13
14	55	Dominik Farnbacher	36.867	55	Dominik Farnbacher	38.030	12	José Balbiani	28.867	14	12	José Balbiani	1'43.754	1'44.249	15
15	11	Edoardo Liberati	36.879	54	Philipp Frommenwiler	38.181	51	Lourenço Beirão da Veiga	28.875	15	555	Hiroshi Hamaguchi	1'43.921	1'44.106	14
16	54	Philipp Frommenwiler	36.890	5	Rino Mastronardi	38.290	20	Valentin Pierburg	28.902	16	54	Philipp Frommenwiler	1'44.077	1'44.384	19
17	5	Rino Mastronardi	36.909	555	Hiroshi Hamaguchi	38.353	5	Rino Mastronardi	28.944	17	5	Rino Mastronardi	1'44.143	1'44.321	17
18	8	Piergiuseppe Perazzini	36.933	20	Valentin Pierburg	38.448	124	Jirí Malchárek	28.944	18	20	Valentin Pierburg	1'44.209	1'44.283	16
19	124	Jirí Malchárek	36.943	124	Jirí Malchárek	38.448	24	Michael Benham	28.996	19	124	Jirí Malchárek	1'44.335	1'44.365	18
20	12	José Balbiani	36.974	74	Alexander Hrachowina	38.545	54	Philipp Frommenwiler	29.006	20	22	Shaun Balfe	1'44.547	1'44.547	20
21	24	Michael Benham	37.057	99	Luis Silva	38.571	22	Shaun Balfe	29.082	21	24	Michael Benham	1'44.638	1'44.936	21
22	99	Luis Silva	37.323	24	Michael Benham	38.585	74	Alexander Hrachowina	29.101	22	74	Alexander Hrachowina	1'45.141	1'45.352	22
23	74	Alexander Hrachowina	37.495	22	Shaun Balfe	38.705	99	Luis Silva	29.254	23	99	Luis Silva	1'45.148	1'45.773	23
24	21	Paul Scheuschner	37.538	21	Paul Scheuschner	39.434	21	Paul Scheuschner	29.574	24	21	Paul Scheuschner	1'46.546	1'46.812	24



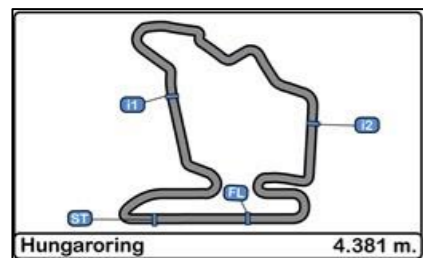
Hungaroring International GT Open Qualifying - 2

Best Top Speeds

02/07/2017

Ord.	Nº	Entrant / Team	Nat.	Driver	Nat.	St.	Driver 2	Nat.	St.	Vehicle	Cat.	Cla.	Top 1		Top 2		Top 3		Top 4		Top 5		Avg.
													Km/h	Lap	Km/h	Lap	Km/h	Lap	Km/h	Lap	Km/h	Lap	
1	51	RACE / BMW Team Teo Martin	ESP	Lourenço Beirão da Veiga	PRT	Silver	Tiago Monteiro	PRT	Platinum	BMW M6 GT3	PRO	1º	234.783	9	234.273	10	234.273	11	233.766	3	232.759	6	233.971
2	88	Garage 59	GBR	Alexander West	SWE	Bronze	Côme Ledogar	FRA	Platinum	McLaren 650 S GT3 2015	PROAM	1º	233.766	11	233.766	10	233.766	12	232.759	2	232.258	8	233.263
3	16	Drivex School	ESP	Marcelo Hahn	BRA	Bronze	Alan Hellmeister	BRA	Silver	Mercedes AMG GT3	PROAM	2º	232.759	11	231.263	7	231.263	12	230.769	10	230.277	8	231.266
4	25	FF Corse	GBR	Ivor Dunbar	GBR	Bronze	Johnny Mowlem	GBR	Gold	Ferrari 488 GT3	PROAM	3º	232.258	14	231.263	13	230.277	11	230.277	12	229.787	4	230.773
5	65	RACE / BMW Team Teo Martin	ESP	Victor Bouveng	SWE	Silver	Fran Rueda	ESP	Silver	BMW M6 GT3	PRO	2º	232.258	7	232.258	9	232.258	10	231.263	3	231.263	5	231.860
6	21	Konrad Motorsport	DEU	Hendrik Still	DEU	Silver	Paul Scheuschner	DEU	Bronze	Lamborghini Huracan GT3	PROAM	4º	231.760	10	231.263	11	230.277	8	229.787	5	229.787	7	230.575
7	22	Shaun Balfe / Balfe Motorsport	GBR	Shaun Balfe	GBR	Bronze	Rob Bell	GBR	Platinum	McLaren 650 S GT3 2015	PROAM	5º	231.760	13	231.263	11	231.263	4	231.263	10	231.263	14	231.363
8	24	Garage 59	GBR	Michael Benham	GBR	Bronze	Duncan Tappy	GBR	Gold	McLaren 650 S GT3 2015	PROAM	6º	231.760	2	230.769	3	230.277	4	230.277	5	230.277	6	230.672
9	48	Spirit of Race / Kaspersky Motorsport	CHE	Alex Moiseev	RUS	Bronze	Davide Rizzo	ITA	Bronze	Ferrari 488 GT3	AM	1º	231.760	5	230.769	7	230.769	9	230.277	4	230.277	8	230.771
10	124	Racing Trevor	SVK	Jirí Malchárek	SVK	Bronze	Christian Malchárek	SVK	Silver	BMW M6 GT3	PROAM	7º	231.760	13	231.263	4	231.263	14	230.769	9	230.769	10	231.165
11	20	SPS Automotive Performance	DEU	Valentin Pierburg	DEU	Bronze	Lance D. Arnold	DEU	Silver	Mercedes AMG GT3	PROAM	8º	231.263	12	230.769	11	229.787	10	229.299	9	228.814	6	229.987
12	555	FFF Racing Team by ACM	CHN	Hiroshi Hamaguchi	JPN	Bronze	Vitantonio Liuzzi	ITA	Platinum	Lamborghini Huracan GT3	PROAM	9º	231.263	8	230.769	7	229.787	3	229.787	4	229.299	2	230.181
13	19	Lechner Racing	AUT	Mario Plachutta	AUT	Bronze	Thomas Jäger	AUT	Gold	Mercedes AMG GT3	PROAM	10º	230.769	10	230.769	8	230.277	4	230.277	7	230.277	11	230.474
14	12	Sports and You	PRT	Marcio Basso	BRA	Bronze	José Balbiani	ARG	Bronze	Mercedes AMG GT3	AM	2º	229.787	6	229.787	8	228.814	7	228.814	4	228.814	9	229.203
15	488	Spirit of Race	CHE	Miguel Ramos	PRT	Silver	Mikkel Mac	DNK	Gold	Ferrari 488 GT3	PRO	3º	229.787	8	229.787	12	229.299	11	228.814	9	228.814	13	229.300
16	54	Emil Frey Lexus Racing	CHE	Albert Costa	ESP	Gold	Philipp Frommenwiler	CHE	Silver	Lexus RC F GT3	PRO	4º	229.299	6	229.299	4	228.330	5	227.368	2	227.368	3	228.333
17	99	Sports and You	PRT	António Coimbra	PRT	Bronze	Luis Silva	PRT	Bronze	Mercedes AMG GT3	AM	3º	229.299	11	228.814	12	228.330	7	227.848	8	227.368	9	228.332
18	74	MS Racing	AUT	Alexander Hrachowina	AUT	Bronze	Martin Konrad	AUT	Bronze	Mercedes AMG GT3	AM	4º	228.814	5	228.814	6	228.814	3	228.814	4	227.368	2	228.525
19	55	Farnbacher Racing	DEU	Dominik Farnbacher	DEU	Gold	Norbert Siedler	AUT	Gold	Lexus RC F GT3	PRO	5º	228.330	11	226.891	9	226.891	12	226.415	10	225.941	4	226.894





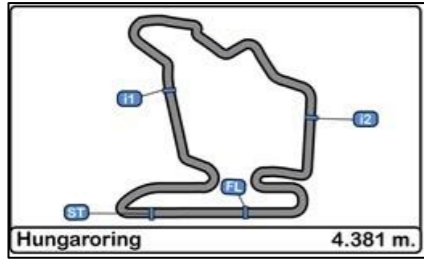
Hungaroring International GT Open Qualifying - 2

Fastest Lap Sequence

02/07/2017

Time of Day	Session Time	Nº	Entrant / Team	Nat.	Driver	Nat.	St.	Driver 2	Nat.	St.	Vehicle	Cat.	Time	Km/h	Lap
9:13'41.706	3'38.920	55	Farnbacher Racing	DEU	Dominik Farnbacher	DEU	Gold	Norbert Siedler	AUT	Gold	Lexus RC F GT3	PRO	1'46.147	148.583	2
9:13'43.833	3'40.941	65	RACE / BMW Team Teo Martin	ESP	Victor Bouveng	SWE	Silver	Fran Rueda	ESP	Silver	BMW M6 GT3	PRO	1'46.126	148.612	2
9:13'51.261	3'48.439	1	Imperiale Racing	ITA	Thomas Biagi	ITA	Gold	Giovanni Venturini	ITA	Gold	Lamborghini Huracan GT3	PRO	1'45.642	149.293	2
9:15'17.837	5'15.041	88	Garage 59	GBR	Alexander West	SWE	Bronze	Côme Ledogar	FRA	Platinum	McLaren 650 S GT3 2015	PROAM	1'43.975	151.686	2
9:17'01.823	6'58.922	88	Garage 59	GBR	Alexander West	SWE	Bronze	Côme Ledogar	FRA	Platinum	McLaren 650 S GT3 2015	PROAM	1'43.881	151.824	3
9:20'04.882	10'02.057	65	RACE / BMW Team Teo Martin	ESP	Victor Bouveng	SWE	Silver	Fran Rueda	ESP	Silver	BMW M6 GT3	PRO	1'43.029	153.079	5
9:28'21.609	18'18.782	19	Lechner Racing	AUT	Mario Plachutta	AUT	Bronze	Thomas Jäger	AUT	Gold	Mercedes AMG GT3	PROAM	1'42.928	153.229	6
9:30'04.318	20'01.506	19	Lechner Racing	AUT	Mario Plachutta	AUT	Bronze	Thomas Jäger	AUT	Gold	Mercedes AMG GT3	PROAM	1'42.724	153.534	7
9:37'20.639	27'17.756	65	RACE / BMW Team Teo Martin	ESP	Victor Bouveng	SWE	Silver	Fran Rueda	ESP	Silver	BMW M6 GT3	PRO	1'42.311	154.154	9





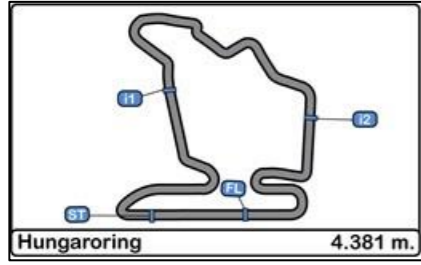
Hungaroring International GT Open

Event Maximum Speed

02/07/2017

Ord.	Nº	Entrant / Team	Nat.	Driver	Nat.	St.	Driver_2	Nat.	St.	Vehicle	Cat.	Cla.	Km/h	Lap	Session
1	51	RACE / BMW Team Teo Martin	ESP	Lourenço Beirão da Veiga	PRT	Silver	Tiago Monteiro	PRT	Platinum	BMW M6 GT3	PRO	1º	235.295	21	RACE - 1
2	65	RACE / BMW Team Teo Martin	ESP	Victor Bouveng	SWE	Silver	Fran Rueda	ESP	Silver	BMW M6 GT3	PRO	2º	235.295	29	RACE - 1
3	124	Racing Trevor	SVK	Jirí Malchárek	SVK	Bronze	Christian Malchárek	SVK	Silver	BMW M6 GT3	PROAM	1º	234.274	6	Free Practice 3 Bronze Drivers
4	5	SF Racing	CHN	Fu Songyang	CHN	Bronze	Rino Mastronardi	ITA	Bronze	Ferrari 488 GT3	AM	1º	233.767	13	Free Practice 3 Bronze Drivers
5	22	Shaun Balfe / Balfe Motorsport	GBR	Shaun Balfe	GBR	Bronze	Rob Bell	GBR	Platinum	McLaren 650 S GT3 2015	PROAM	2º	233.767	39	RACE - 1
6	88	Garage 59	GBR	Alexander West	SWE	Bronze	Côme Ledogar	FRA	Platinum	McLaren 650 S GT3 2015	PROAM	3º	233.767	11	Qualifying - 2
7	555	FFF Racing Team by ACM	CHN	Hiroshi Hamaguchi	JPN	Bronze	Vitantonio Liuzzi	ITA	Platinum	Lamborghini Huracan GT3	PROAM	4º	233.767	9	Free Practice 3 Bronze Drivers
8	8	AF Corse	ITA	Piergiuseppe Perazzini	ITA	Bronze	Marco Cioci	ITA	Gold	Ferrari 488 GT3	PROAM	5º	232.759	37	RACE - 1
9	16	Drivex School	ESP	Marcelo Hahn	BRA	Bronze	Alan Hellmeister	BRA	Silver	Mercedes AMG GT3	PROAM	6º	232.759	11	Qualifying - 2
10	19	Lechner Racing	AUT	Mario Plachutta	AUT	Bronze	Thomas Jäger	AUT	Gold	Mercedes AMG GT3	PROAM	7º	232.759	37	RACE - 1
11	23	Imperiale Racing	ITA	Vito Postiglione	ITA	Gold	Andrea Fontana	ITA	Silver	Lamborghini Huracan GT3	PRO	3º	232.759	29	RACE - 1
12	1	Imperiale Racing	ITA	Thomas Biagi	ITA	Gold	Giovanni Venturini	ITA	Gold	Lamborghini Huracan GT3	PRO	4º	232.259	25	Free Practice 1
13	11	Ratón Racing	ITA	Edoardo Liberati	ITA	Silver	Kang Ling	CHN	Silver	Lamborghini Huracan GT3	PRO	5º	232.259	7	RACE - 1
14	20	SPS Automotive Performance	DEU	Valentin Pierburg	DEU	Bronze	Lance D. Arnold	DEU	Silver	Mercedes AMG GT3	PROAM	8º	232.259	19	RACE - 1
15	21	Konrad Motorsport	DEU	Hendrik Still	DEU	Silver	Paul Scheuschner	DEU	Bronze	Lamborghini Huracan GT3	PROAM	9º	232.259	28	Free Practice 1
16	25	FF Corse	GBR	Ivor Dunbar	GBR	Bronze	Johnny Mowlem	GBR	Gold	Ferrari 488 GT3	PROAM	10º	232.259	14	Qualifying - 2
17	24	Garage 59	GBR	Michael Benham	GBR	Bronze	Duncan Tappy	GBR	Gold	McLaren 650 S GT3 2015	PROAM	11º	231.760	2	Qualifying - 2
18	48	Spirit of Race / Kaspersky Motorsport	CHE	Alex Moiseev	RUS	Bronze	Davide Rizzo	ITA	Bronze	Ferrari 488 GT3	AM	2º	231.760	5	Qualifying - 2
19	54	Emil Frey Lexus Racing	CHE	Albert Costa	ESP	Gold	Philipp Frommenwiler	CHE	Silver	Lexus RC F GT3	PRO	6º	231.760	38	RACE - 1
20	12	Sports and You	PRT	Marcio Basso	BRA	Bronze	José Balbiani	ARG	Bronze	Mercedes AMG GT3	AM	3º	231.264	7	Free Practice 2
21	74	MS Racing	AUT	Alexander Hrachowina	AUT	Bronze	Martin Konrad	AUT	Bronze	Mercedes AMG GT3	AM	4º	231.264	12	RACE - 1
22	99	Sports and You	PRT	António Coimbra	PRT	Bronze	Luis Silva	PRT	Bronze	Mercedes AMG GT3	AM	5º	231.264	9	Free Practice 3 Bronze Drivers
23	488	Spirit of Race	CHE	Miguel Ramos	PRT	Silver	Mikkel Mac	DNK	Gold	Ferrari 488 GT3	PRO	7º	231.264	20	Free Practice 2
24	55	Farnbacher Racing	DEU	Dominik Farnbacher	DEU	Gold	Norbert Siedler	AUT	Gold	Lexus RC F GT3	PRO	8º	228.330	11	Qualifying - 2





**Hungaroring
International GT Open
Qualifying - 2**

Weather Report

02/07/2017

Track Status DRY

