

ADAC GT Masters

Result List Free Practice 1



Provisional

DMSB Reg. Nr.: 273/17

Sachsenring, Length: 3645m

Air temperature: 15.83°C

Track temperature: 21.56°C

Weather condition: Dry

Friday, September 15, 2017 12:25:00

started : 25 classified : 25 not classified : 0

	Drivers	Team	Car	Lap	Best Time	Gap	Diff	Kph	Day Time
1	21 L.Stolz(DEU)(J)/L.Ludwig(DEU)	Mercedes-AMGTeamZAKSPEED(DE)	Mercedes-AMG GT3	18	1:18.654			166.8	13:07:42
2	20 N.Sylvest(DNK)(J)/Y.Buurman(NLD)	Mercedes-AMGTeamZAKSPEED(DE)	Mercedes-AMG GT3	11	1:18.777	0.123	0.123	166.5	12:52:30
3	84 P.Assenheimer(DEU)(J)/M.Götz(DEU)	Mercedes-AMGTeamHTPMotorspor	Mercedes-AMG GT3	8	1:18.857	0.203	0.080	166.4	12:47:13
4	7 N.Siedler(AUT)/M.Mapelli(ITA)	HB Racing WDS Bau(AUT)	Lamborghini Huracan GT3	29	1:19.204	0.550	0.347	165.6	13:21:10
5	48 I.Dontje(NLD)(J)/M.Kirchhöfer(DEU)	Mercedes-AMGTeamHTPMotorspor	Mercedes-AMG GT3	24	1:19.211	0.557	0.007	165.6	13:15:03
6	3 S.van der Linde(ZAF)/K.van der Linde(ZAF)	Aust Motorsport(DEU)	Audi R8 LMS	29	1:19.217	0.563	0.006	165.6	13:25:14
7	17 M.Ammermüller(DEU)/M.Jaminet(FRA)	KÜS TEAM75 Bernhard(DEU)	Porsche 911 GT3 R	23	1:19.261	0.607	0.044	165.5	13:24:47
8	4 D.Marschall(DEU)(J)/P.Niederhauser(CHE)	Aust Motorsport(DEU)	Audi R8 LMS	25	1:19.278	0.624	0.017	165.5	13:21:02
9	1 C.De Phillippi(USA)/C.Mies(DEU)	MontaplastbyLand-Motorsport(DEU)	Audi R8 LMS	10	1:19.352	0.698	0.074	165.3	12:50:56
10	2 J.Schmidt(CHE)(J)/C.Haase(DEU)	MontaplastbyLand-Motorsport(DEU)	Audi R8 LMS	10	1:19.359	0.705	0.007	165.3	12:50:31
11	26 S.Asch(DEU)/E.Mortara(ITA)	BWT Mücke Motorsport(DEU)	Mercedes-AMG GT3	28	1:19.557	0.903	0.198	164.9	13:24:12
12	6 C.Zanella(CHE)/F.Spengler(DEU)	HB Racing WDS Bau(AUT)	Lamborghini Huracan GT3	16	1:19.593	0.939	0.036	164.8	13:04:05
13	42 N.Catsburg(NLD)/P.Eng(AUT)	BMW Team Schnitzer(DEU)	BMW M6 GT3	7	1:19.607	0.953	0.014	164.8	12:48:01
14	36 K.Bachler(AUT)/A.Macdonald(GBR)	Schütz Motorsport(DEU)	Porsche 911 GT3 R	14	1:19.760	1.106	0.153	164.5	13:02:14
15	24 A.Picariello(BEL)(J)/J.Green(GBR)	BWT Mücke Motorsport(DEU)	Audi R8 LMS	22	1:19.793	1.139	0.033	164.4	13:06:00
16	99 R.Renauer(DEU)/S.Müller(DEU)	PrecoteHerberth Motorsport(DEU)	Porsche 911 GT3 R	12	1:19.849	1.195	0.056	164.3	13:23:16
17	77 J.Gounon(FRA)(J)/R.van der Zande(NLD)	Callaway Competition(DEU)	Corvette C7 GT3	27	1:19.879	1.225	0.030	164.2	13:23:33
18	18 A.de Leener(BEL)/C.Friedrich(DEU)(J)	KÜS TEAM75 Bernhard(DEU)	Porsche 911 GT3 R	22	1:20.028	1.374	0.149	163.9	13:08:22
19	25 M.Ortmann(DEU)(J)/F.Salaquarda(CZE)	BWT Mücke Motorsport(DEU)	Audi R8 LMS	22	1:20.144	1.490	0.116	163.7	13:12:16
20	50 P.Geipel(DEU)/R.Frey(CHE)	YACO Racing(DEU)	Audi R8 LMS	17	1:20.314	1.660	0.170	163.3	13:09:53
21	9 C.Höher(AUT)(J)/E.Erhart(DEU)	Audi Sport racing academy(DEU)	Audi R8 LMS	5	1:20.623	1.969	0.309	162.7	12:32:26
22	22 R.Lips(CHE)(T)/M.Gassner(DEU)	MRS GT-Racing(DEU)	Nissan GT-RNISMOGT3	22	1:21.009	2.355	0.386	161.9	13:13:36
23	8 R.Feller(CHE)(J)/M.Ahlin-Kottulinsky(SWE)(J)	Audi Sport racing academy(DEU)	Audi R8 LMS	25	1:21.141	2.487	0.132	161.7	13:13:47
24	66 J.Judek(DEU)(J)/E.Lindholm(FIN)(J)	ADACNSA/AttemptoRacing Team(L)	Lamborghini Huracan GT3	13	1:21.515	2.861	0.374	160.9	12:54:02
25	13 S.Barth(DEU)(T)/M.Hackländer(DEU)	RWT Racing(AUT)	Corvette C7 GT3	3	1:24.025	5.371	2.510	156.1	12:31:37

Subject to final scrutineering!

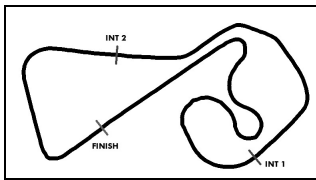
Publication time:	Clerk of the Course:	Timekeeper: Steffen Ruhl
-------------------	----------------------	--------------------------

ver: 1.0

www.adac.de/motorsport

Page 1/ 1 printed: 15.9.2017 13:29

CERTINA
S W I S S W A T C H E S



ADAC GT Masters

Sector List Free Practice 1



Provisional

Sachsenring, Length: 3645m

Air temperature: 15.83°C

Track temperature: 21.56°C

Weather condition: Dry

DMSB Reg. Nr.: 273/17

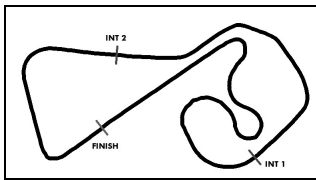
Friday, September 15, 2017 12:25:00

Lap	Time	SE1	SP1	SE2	SP2	SE3	SP3	TSP	Lap	Time	SE1	SP1	SE2	SP2	SE3	SP3	TSP
1 De Phillippi, USA / Mies, DEU									theoretical besttime: 1:19.185								
1	2:16.461	1:19.725		25.507		31.229	165		14	1:21.431	41.104		18.210		22.117	173	220
2	1:23.050	43.811		18.151		21.088	170	216	15	1:19.633	40.860		17.637		21.136	175	221
3	1:21.225	41.984		17.808		21.433	171	219	16	1:23.640	41.430		18.065		24.145	54	221
4	1:27.497	41.216		19.270		27.011	174	220	17	6:18.999	5:37.533		17.880		23.586	171	
5	1:20.382	41.356		17.795		21.231	171	222	18	1:20.386	41.297		17.947		21.142	171	220
6	1:24.739	41.158		17.834		25.747	57	220	19	1:19.374	40.835		17.606		20.933	171	219
7	11:34.488	10:52.329		18.062		24.097	58		20	1:19.495	40.824		17.785		20.886	174	219
8	2:29.047	1:49.853		17.976		21.218	171		21	1:23.266	41.296		17.965		24.005	58	221
9	1:19.659	41.105		17.742		20.812	174	219	22	3:23.456	2:42.904		17.901		22.651	174	
10	1:19.352	40.926		17.549		20.877	175	221	23	1:21.284	41.002		17.930		22.352	173	221
11	1:22.923	41.097		17.604		24.222	58	221	24	1:19.853	41.133		17.705		21.015	170	219
12	7:58.499	7:18.449		17.832		22.218	171		25	1:24.083	41.156		17.917		25.010	57	220
13	1:19.991	41.070		18.056		20.865	174	219									

Lap	Time	SE1	SP1	SE2	SP2	SE3	SP3	TSP	Lap	Time	SE1	SP1	SE2	SP2	SE3	SP3	TSP
2 Schmidt, CHE / Haase, DEU									theoretical besttime: 1:19.166								
1	2:20.207	1:15.058		27.037		38.112	168		16	1:23.311	41.237		17.630		24.444	58	219
2	1:26.233	42.956		18.354		24.923	166	214	17	4:50.457	4:06.370		18.314		25.773	170	
3	1:25.073	42.235		19.423		23.415	175	217	18	1:19.996	41.368		17.629		20.999	175	219
4	1:20.107	40.910		17.636		21.561	170	220	19	1:19.887	41.119		17.653		21.115	173	223
5	1:19.878	41.114		17.630		21.134	171	219	20	1:23.184	41.040		17.893		24.251	58	221
6	1:30.917	41.249		17.902		31.766	43	221	21	2:31.871	1:50.291		17.742		23.838	173	
7	12:09.016	11:28.611		18.225		22.180	171		22	1:20.056	41.185		17.834		21.037	168	219
8	1:19.824	40.989		17.639		21.196	171	221	23	1:19.833	41.208		17.510		21.115	174	218
9	1:19.595	41.122		17.650		20.823	173	222	24	1:21.167	41.167		17.727		22.273	177	222
10	1:19.359	40.942		17.615		20.802	171	220	25	1:19.608	40.875		17.717		21.016	173	222
11	1:19.459	41.021		17.493		20.945	171	221	26	1:23.681	41.186		17.751		24.744	59	222
12	1:23.461	40.988		17.639		24.834	58	220	27	3:27.272	2:46.340		17.913		23.019	173	
13	2:28.279	1:42.763		17.802		27.714	169		28	1:20.459	41.082		17.969		21.408	173	222
14	1:19.820	41.198		17.599		21.023	173	219	29	1:19.521	40.979		17.515		21.027	168	222
15	1:23.393	41.015		17.572		24.806	169	221	30	1:19.680	41.111		17.489		21.080	174	221

Lap	Time	SE1	SP1	SE2	SP2	SE3	SP3	TSP	Lap	Time	SE1	SP1	SE2	SP2	SE3	SP3	TSP
3 van der Linde, ZAF / van der Linde, ZAF									theoretical besttime: 1:19.185								
1	3:02.132	2:21.745		18.630		21.757	174		16	1:23.806	41.581		17.928		24.297	57	221
2	1:21.221	41.660		18.372		21.189	174	219	17	6:28.816	5:47.664		19.145		22.007	171	
3	1:20.330	41.194		17.868		21.268	173	219	18	1:21.205	42.218		17.840		21.147	175	217
4	1:19.954	41.087		17.736		21.131	171	220	19	1:19.782	41.224		17.666		20.892	174	221
5	1:25.525	41.241		18.723		25.561	58	219	20	1:19.535	41.046		17.614		20.875	174	221
6	12:14.074	11:31.634		19.483		22.957	175		21	1:19.516	40.816		17.792		20.908	173	222
7	1:20.049	41.122		17.886		21.041	173	221	22	1:19.309	40.895		17.520		20.894	174	221
8	1:19.674	41.145		17.582		20.947	174	219	23	1:22.865	40.975		17.818		24.072	57	221
9	1:23.711	41.391		17.674		24.646	58	219	24	3:05.782	2:26.248		18.146		21.388	174	
10	3:02.049	2:20.554		19.598		21.897	170		25	1:19.714	41.054		17.689		20.971	173	220
11	1:22.782	42.501		19.013		21.268	174	219	26	1:19.333	40.936		17.548		20.849	173	220
12	1:21.837	42.009		18.409		21.419	174	222	27	1:19.478	40.951		17.588		20.939	173	220
13	1:20.684	41.456		18.038		21.190	173	221	28	1:19.332	40.866				174	221	
14	1:20.328	41.373		17.821		21.134	174	221	29	1:19.217	40.826		17.525		20.866	175	221
15	1:21.679	41.314		18.560		21.805	173	221									

Lap	Time	SE1	SP1	SE2	SP2	SE3	SP3	TSP	Lap	Time	SE1	SP1	SE2	SP2	SE3	SP3	TSP
4 Marschall, DEU / Niederhauser, CHE									theoretical besttime: 1:19.278								
1	4:16.844	3:30.738		22.155		23.951	166		14	1:25.452	42.056		18.087		25.309	58	221
2	1:23.843	43.561		18.709		21.573	173	214	15	3:42.568	3:02.035		18.765		21.768	174	
3	1:21.873	41.925		18.478		21.470	173	219	16	1:20.344	41.443		17.893		21.008	170	220
4	1:23.857	41.857		19.573		22.427	173	219	17	1:20.471	41.240		17.898		21.333	173	219
5	1:42.295	45.591		26.038		30.666	57	220	18	1:20.141	41.240		17.900		21.001	171	221
6	10:48.515	10:05.959		19.326		23.230	173		19	1:19.944	41.271		17.539		21.134	171	220
7	1:21.401	41.698		18.323		21.380	171	220	20	1:24.196	41.276		17.989		24.931	57	221
8	1:20.767	41.521		18.034		21.212	173	220	21	8:20.663	7:41.137		18.234		21.292	174	
9	1:21.892	41.689		18.200		22.003	174	220	22	1:19.959	41.024		17.968		20.967	173	221
10	1:20.681	41.604		17.958		21.119	173	221	23	1:19.381	40.915		17.554		20.912	171	220
11	1:23.234	41.535		18.090		23.609	173	221	24	1:23.798	42.085		20.245		21.468	175	220
12	1:20.245	41.493		17.740		21.012	173	221	25	1:19.278	40.898		17.488		20.892	173	222
13	1:20.175	41.255		17.777		21.143	171	221	26	1:25.103	41.990		18.326		24.787	58	221



ADAC GT Masters

Sector List Free Practice 1



Provisional

Sachsenring, Length: 3645m

Air temperature: 15.83°C

Track temperature: 21.56°C

Weather condition: Dry

DMSB Reg. Nr.: 273/17

Friday, September 15, 2017 12:25:00

Lap	Time	SE1	SP1	SE2	SP2	SE3	SP3	TSP	Lap	Time	SE1	SP1	SE2	SP2	SE3	SP3	TSP
-----	------	-----	-----	-----	-----	-----	-----	-----	-----	------	-----	-----	-----	-----	-----	-----	-----

6 Zanella, CHE / Spengler, DEU

theoretical besttime: 1:19.490

1	1:59.239	1:06.086		23.419		29.734	59		15	1:28.053	46.570		19.375		22.108	173	205
2	2:53.799	2:09.997		20.622		23.180	168		16	1:19.593	41.307		17.462		20.824	171	221
3	1:22.999	43.154		17.942		21.903	171	214	17	1:31.054	44.249		20.715		26.090	173	222
4	1:20.738	41.533		18.046		21.159	173	220	18	1:19.863	41.319		17.603		20.941	173	222
5	1:25.099	41.511		17.813		25.775	53	221	19	1:27.496	43.136		18.896		25.464	43	222
6	11:58.692	11:11.788		21.093		25.811	173		20	3:47.369	3:04.578		18.964		23.827	60	
7	1:21.777	42.089		18.279		21.409	171	222	21	2:42.195	2:01.606		17.736		22.853	174	
8	1:21.678	41.623		18.486		21.569	173	221	22	1:19.713	41.257		17.409		21.047	171	222
9	1:21.035	41.690		18.035		21.310	169	221	23	1:21.020	41.501		18.179		21.340	171	222
10	1:20.893	41.694		17.945		21.254	169	221	24	1:19.706	41.299		17.557		20.850	174	221
11	1:22.199	41.705		18.651		21.843	171	221	25	1:23.229	41.464		18.379		23.386	174	223
12	1:21.045	41.765		18.066		21.214	170	222	26	1:19.710	41.306		17.531		20.873	174	224
13	1:24.624	42.000		18.079		24.545	59	221	27	1:23.226	41.400		17.594		24.232	58	221
14	5:43.210	4:55.024		22.455		25.731	169										

7 Siedler, AUT / Mapelli, ITA

theoretical besttime: 1:18.962

1	2:49.106	1:59.566		24.151		25.389	164		16	1:19.541	40.938		17.620		20.983	171	221
2	1:26.920	44.976		19.735		22.209	169	213	17	1:19.623	40.956		17.790		20.877	174	221
3	1:22.060	41.932		18.535		21.593	164	217	18	1:19.347	40.920		17.582		20.845	173	221
4	1:20.981	41.338		18.313		21.330	169	216	19	1:25.071	40.975		17.891		26.205	35	221
5	1:23.452	42.097		19.958		21.397	171	219	20	5:46.846	5:06.074		18.078		22.694	173	
6	1:30.441	43.583		20.520		26.338	59	219	21	1:20.084	41.074		18.006		21.004	170	221
7	11:06.381	10:24.614		18.676		23.091	173		22	1:19.357	40.825		17.752		20.780	173	220
8	1:20.487	41.393		18.010		21.084	171	220	23	1:19.325	40.883		17.478		20.964	166	220
9	1:23.470	41.007		18.011		24.452	171	219	24	1:23.919	41.146		18.143		24.630	58	219
10	1:19.859	41.187		17.760		20.912	173	219	25	2:31.312	1:52.546		17.797		20.969	173	
11	1:22.192	41.051		18.066		23.075	173	221	26	1:19.490	40.932		17.710		20.848	171	220
12	1:21.869	41.333		17.936		22.600	173	221	27	1:19.356	41.077		17.432		20.847	171	221
13	1:19.926	41.053		17.896		20.977	171	221	28	1:19.814	41.224		17.626		20.964	171	222
14	1:19.661	41.152		17.569		20.940	171	221	29	1:19.204	40.990		17.357		20.857	171	220
15	1:20.854	41.443		17.904		21.507	173	222	30	1:25.239	41.820		18.445		24.974	59	220

8 Feller, CHE / Ahlin-Kottulinsky, SWE

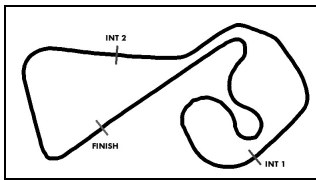
theoretical besttime: 1:20.618

1	2:21.077	1:30.682		23.507		26.888	158		17	1:36.729	54.558		20.315		21.856	171	221
2	1:27.185	45.643		19.673		21.869	174	185	18	1:22.263	42.300		18.567		21.396	173	220
3	1:24.263	42.787		19.343		22.133	173	221	19	1:28.802	42.835		19.199		26.768	59	222
4	1:21.476	41.887		18.105		21.484	174	221	20	3:10.123	2:19.888		24.812		25.423	164	
5	1:21.629	41.609		18.630		21.390	173	221	21	1:36.815	49.406		23.675		23.734	174	184
6	1:30.264	41.356		18.356		30.552	49	222	22	1:26.297	44.114		19.445		22.738	174	223
7	11:58.251	11:14.617		20.514		23.120	173		23	1:22.191	41.928		18.670		21.593	173	223
8	1:26.907	43.223		21.340		22.344	171	219	24	1:21.702	42.130		18.374		21.198	174	224
9	1:24.718	43.436		19.508		21.774	170	220	25	1:21.141	41.715		18.176		21.250	173	223
10	1:24.863	43.814		19.294		21.755	173	219	26	1:21.416	41.724		18.409		21.283	174	222
11	1:25.283	44.591		19.077		21.615	171	222	27	1:22.793	41.921		18.524		22.348	173	222
12	1:23.681	42.974		19.153		21.554	173	222	28	1:21.221	41.897		18.167		21.157	173	222
13	1:23.171	42.654		18.898		21.619	174	222	29	1:22.760	41.740		19.348		21.672	174	221
14	1:23.084	42.758		18.854		21.472	174	221	30	1:21.614	41.928		18.361		21.325	175	222
15	1:22.990	42.571		18.744		21.675	174	222	31	1:21.749	41.971		18.449		21.329	170	222
16	1:22.278	42.170		18.722		21.386	173	221	32	1:29.500	42.276		20.455		26.769	59	223

9 Höher, AUT / Erhart, DEU

theoretical besttime: 1:20.440

1	1:55.452	1:06.791		23.466		25.195	165		16	1:25.063	41.755		18.354		24.954	59	221
2	1:26.391	44.417		20.112		21.862	171	216	17	6:06.766	5:26.910		18.387		21.469	170	
3	1:21.820	42.246		18.318		21.256	170	219	18	1:21.898	41.787		18.378		21.733	173	219
4	1:21.392	41.974		18.005		21.413	173	220	19	1:21.186	41.598		18.153		21.435	170	221
5	1:20.623	41.309		17.953		21.361	170	221	20	1:21.828	41.784		18.603		21.441	170	220
6	1:21.838	41.719		18.405		21.714	170	221	21	1:21.664	41.623		18.528		21.513	171	220
7	1:30.632	43.393		19.660		27.579	59	221	22	1:20.756	41.453		18.125		21.178	171	222
8	10:26.039	9:42.284		20.400		23.355	168		23	1:25.161	41.718		18.426		25.017	59	222
9	1:22.594	42.048		18.907		21.639	171	220	24	4:19.309	3:37.362		19.077		22.870	170	
10	1:21.754	41.917		18.443		21.394	170	221	25	1:23.100	41.789		19.816		21.495	170	221



ADAC GT Masters

Sector List Free Practice 1



Provisional

Sachsenring, Length: 3645m

Air temperature: 15.83°C

Track temperature: 21.56°C

Weather condition: Dry

DMSB Reg. Nr.: 273/17

Friday, September 15, 2017 12:25:00

Lap	Time	SE1	SP1	SE2	SP2	SE3	SP3	TSP	Lap	Time	SE1	SP1	SE2	SP2	SE3	SP3	TSP
11	1:22.508	42.504		18.329		21.675	174	221	26	1:21.717	41.914		18.279		21.524	171	221
12	1:21.714	42.033		18.278		21.403	169	223	27	1:32.296	41.659		27.642		22.995	165	221
13	1:21.116	41.876		18.052		21.188	170	220	28	1:22.512	42.073		18.452		21.987	171	218
14	1:21.264	42.026		18.002		21.236	169	222	29	1:25.875	42.451		19.413		24.011	171	220
15	1:21.193	41.868		18.136		21.189	173	222	30	1:27.270	42.626		19.160		25.484	59	222

13 Barth, DEU / Hackländer, DEU

theoretical besttime: 1:24.025

1	2:32.959	1:43.284		21.843		27.832	60		3	1:24.025	44.312		18.322		21.391	174	225
2	2:39.988	1:55.561		21.043		23.384	174		4		1:04.714		9:53.326				223

17 Ammermüller, DEU / Jaminet, FRA

theoretical besttime: 1:19.115

1	2:04.681	1:11.527		23.087		30.067	160		13	7:18.423	6:36.829		19.256		22.338	177	
2	1:31.484	45.920		19.841		25.723	174	197	14	1:19.859	41.217		17.761		20.881	177	225
3	1:22.053	42.341		18.390		21.322	174	223	15	1:25.720	41.108		19.941		24.671	57	225
4	1:20.368	41.378		17.888		21.102	175	224	16	5:13.030	4:29.750		18.633		24.647	174	
5	1:20.399	41.268		17.821		21.310	177	224	17	1:20.060	41.410		17.783		20.867	175	225
6	1:24.801	41.297		17.948		25.556	57	225	18	1:23.447	41.234		17.973		24.240	57	225
7	17:40.611	17:01.344		18.266		21.001	177		19	2:55.797	2:14.046		18.888		22.863	175	
8	1:20.812	41.683		17.846		21.283	177	225	20	1:19.350	40.934		17.607		20.809	177	225
9	1:20.100	41.259		17.857		20.984	177	225	21	1:19.364	40.719		17.832		20.813	177	225
10	1:19.980	41.183		17.736		21.061	174	225	22	1:23.780	41.411		20.296		22.073	175	225
11	1:19.890	41.166		17.873		20.851	175	226	23	1:19.261	40.786		17.675		20.800	174	225
12	1:23.276	41.325		17.736		24.215	57	225	24	1:19.355	40.892		17.596		20.867	175	225

18 de Leener, BEL / Friedrich, DEU

theoretical besttime: 1:20.008

1	2:00.132	1:10.648		23.299		26.185	170		17	3:34.537	2:53.880		18.934		21.723	173	
2	1:28.533	46.745		19.295		22.493	174	220	18	1:21.298	41.993		17.971		21.334	174	222
3	1:22.955	42.661		18.713		21.581	175	220	19	1:20.814	41.956		17.679		21.179	175	223
4	1:21.405	41.762		18.005		21.638	174	224	20	1:20.754	41.876		17.608		21.270	175	224
5	1:21.716	41.758		18.398		21.560	173	224	21	1:20.456	41.617		17.758		21.081	174	224
6	1:25.455	42.160		18.066		25.229	57	222	22	1:20.028	41.462		17.564		21.002	175	224
7	11:45.823	11:04.517		18.689		22.617	175		23	1:20.655	41.615		17.905		21.135	177	225
8	1:23.214	42.158		19.287		21.769	174	225	24	1:26.333	41.755		18.463		26.115	57	225
9	1:21.998	41.730		18.066		22.202	177	225	25	4:05.716	3:26.002		18.148		21.566	177	
10	1:21.015	41.787		17.863		21.365	175	225	26	1:21.371	41.785		18.236		21.350	175	225
11	1:21.158	41.745		18.035		21.378	175	225	27	1:20.713	41.632					173	225
12	1:21.475	42.067		18.045		21.363	177	225	28	1:21.271	41.628		18.253		21.390	173	222
13	1:20.917	41.695		18.008		21.214	175	226	29	1:20.528	41.672		17.874		20.982	175	224
14	1:21.277	41.919		18.136		21.222	177	225	30	1:21.084	41.622		18.210		21.252	175	225
15	1:21.520	41.763		18.117		21.640	171	226	31	1:25.416	41.815		18.345		25.256	57	225
16	1:25.681	41.934		18.413		25.334	58	223									

20 Sylvest, DNK / Buurman, NLD

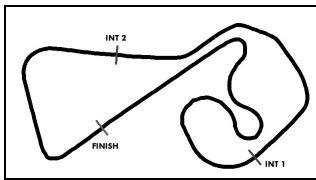
theoretical besttime: 1:18.709

1	2:12.685	1:21.814		25.036		25.835	163		13	4:48.095	4:09.257		17.762		21.076	178	
2	1:43.569	52.704		24.240		26.625	160	170	14	1:19.507	40.913		17.665		20.929	177	225
3	1:34.045	47.388		21.079		25.578	170	136	15	1:18.981	40.925		17.467		20.589	178	225
4	1:26.655	43.937		19.401		23.317	174	218	16	1:19.147	40.782		17.451		20.914	177	225
5	1:31.641	43.058		20.388		28.195	58	221	17	1:25.487	41.215		18.281		25.991	34	225
6	12:19.661	11:37.855		18.869		22.937	175		18	3:31.548	2:52.421		18.020		21.107	175	
7	1:22.319	41.477		18.635		22.207	177	224	19	1:20.670	40.873		18.647		21.150	177	224
8	1:20.164	41.107		17.796		21.261	177	224	20	1:18.790	40.754		17.493		20.543	178	225
9	1:19.487	40.983		17.791		20.713	177	224	21	1:19.182	40.898		17.529		20.755	174	225
10	1:20.689	41.657		17.882		21.150	178	225	22	1:19.115	40.945		17.470		20.700	173	221
11	1:18.777	40.715		17.463		20.599	177	225	23	1:23.201	40.936		17.551		24.714	54	220
12	1:23.125	40.863		17.618		24.644	53	225									

21 Stolz, DEU / Ludwig, DEU

theoretical besttime: 1:18.624

1	1:58.194	1:10.116		22.937		25.141	158		15	1:19.105	40.887		17.373		20.845	177	224
2	1:32.237	47.491		19.843		24.903	173	164	16	1:18.938	40.819		17.267		20.852	175	225
3	1:25.267	43.597		20.062		21.608	175	211	17	1:20.253	41.749		17.576		20.928	175	224
4	1:25.129	41.807		18.510		24.812	53	223	18	1:18.654	40.806		17.190		20.658	177	225
5	14:23.844	13:42.797		19.113		21.934	175		19	1:23.715	41.123		17.686		24.906	53	225



ADAC GT Masters

Sector List Free Practice 1



Provisional

Sachsenring, Length: 3645m

Air temperature: 15.83°C

Track temperature: 21.56°C

Weather condition: Dry

DMSB Reg. Nr.: 273/17

Friday, September 15, 2017 12:25:00

Lap	Time	SE1	SP1	SE2	SP2	SE3	SP3	TSP	Lap	Time	SE1	SP1	SE2	SP2	SE3	SP3	TSP
6	1:23.995	41.834		18.850		23.311	175	223	20	3:22.740	2:42.304		17.691		22.745	175	
7	1:20.131	41.191		17.903		21.037	178	224	21	1:22.827	41.601		17.494		23.732	175	221
8	1:20.137	41.454		17.649		21.034	175	225	22	1:19.380	41.110		17.349		20.921	173	221
9	1:19.547	41.136		17.595		20.816	178	225	23	1:19.720	41.150		17.457		21.113	174	221
10	1:19.424	41.065		17.476		20.883	177	225	24	1:19.554	41.111		17.470		20.973	173	221
11	1:19.083	40.854		17.443		20.786	177	225	25	1:26.645	41.876		19.410		25.359	52	220
12	1:22.761	40.993		17.419		24.349	45	225	26	3:07.340	2:28.903		17.549		20.888	173	
13	5:56.313	5:15.965		17.603		22.745	177		27	1:19.246	41.021		17.339		20.886	175	221
14	1:19.087	40.776		17.467		20.844	177	224	28	1:19.279	40.893		17.518		20.868	175	221

22 Lips, CHE / Gassner, DEU

theoretical besttime: 1:20.908

1	5:18.177	4:27.971		24.754		25.452	163		13	1:21.734	42.096		18.187		21.451	174	226
2	1:36.481	47.663		20.366		28.452	42	188	14	1:25.446	42.096		18.324		25.026	41	225
3	2:40.434	1:51.754		20.266		28.414	47		15	2:55.543	2:15.076		18.555		21.912	174	
4	11:47.616	11:02.596		19.099		25.921	46		16	1:22.186	42.433		18.163		21.590	174	226
5	2:22.361	1:40.723		18.842		22.796	171		17	1:21.764	42.427		18.037		21.300	174	226
6	1:22.809	42.454		19.035		21.320	175	226	18	1:22.514	42.545		18.609		21.360	175	226
7	1:22.410	42.023		18.827		21.560	174	227	19	1:21.702	42.069		18.181		21.452	174	227
8	1:21.758	42.065		18.413		21.280	173	225	20	1:21.524	42.243		17.920		21.361	174	227
9	1:21.908	42.108		18.428		21.372	175	227	21	1:21.466	41.859		18.147		21.460	175	227
10	1:23.161	43.028		18.530		21.603	178	227	22	1:21.009	41.960		17.824		21.225	177	228
11	1:21.993	42.255		18.285		21.453	174	228	23	1:21.800	42.379		17.874		21.547	174	228
12	1:21.655	42.137		18.227		21.291	174	227	24	2:04.041	42.934		38.244		42.863	45	229

24 Picariello, BEL / Green, GBR

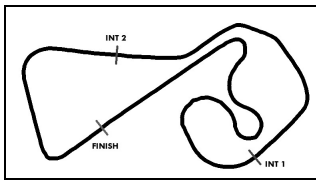
theoretical besttime: 1:19.518

1	3:18.653	2:34.743		20.991		22.919	168		19	1:23.446	41.092		17.894		24.460	174	221
2	1:22.497	43.131		18.219		21.147	174	216	20	1:19.909	41.068		17.711		21.130	174	221
3	1:20.377	41.499		17.899		20.979	174	219	21	1:21.278	41.760		18.464		21.054	174	221
4	1:20.365	41.180		17.981		21.204	174	221	22	1:19.793	41.111		17.768		20.914	171	221
5	1:22.772	42.913		18.571		21.288	173	221	23	1:20.709	41.733		17.871		21.105	174	222
6	1:31.830	45.550		19.581		26.699	60	203	24	1:19.898	41.211		17.657		21.030	173	222
7	10:24.894	9:43.037		20.094		21.763	173		25	1:24.125	41.357		17.771		24.997	60	221
8	1:23.432	42.488		19.581		21.363	174	220	26	3:18.649	2:37.399		18.509		22.741	173	
9	1:22.489	42.359		18.870		21.260	174	221	27	1:20.351	41.567		17.655		21.129	173	221
10	1:22.384	41.927		18.458		21.999	173	221	28	1:20.548	41.776		17.756		21.016	174	221
11	1:21.821	41.874		18.042		21.905	174	221	29	1:20.153	41.549		17.695		20.909	173	221
12	1:20.717	41.482		18.006		21.229	174	222	30	1:20.424	41.573		17.546		21.305	174	222
13	1:21.004	41.554		18.205		21.245	173	222	31	1:21.670	41.181		18.686		21.803	166	223
14	1:21.153	41.704		18.200		21.249	174	221	32	1:20.173	41.684		17.558		20.931	174	219
15	1:20.362	41.587		17.819		20.956	173	221	33	1:19.951	41.229		17.614		21.108	174	223
16	1:19.945	41.273		17.568		21.104	174	221	34	1:19.947	41.305		17.541		21.101	171	223
17	1:19.931	41.299		17.693		20.939	173	221	35	1:20.009	41.368					174	222
18	1:20.270	41.286		18.027		20.957	174	221									

25 Ortmann, DEU / Salaquarda, CZE

theoretical besttime: 1:19.778

1	2:17.202	1:29.853		22.067		25.282	168		16	1:20.649	41.767		17.787		21.095	170	222
2	1:25.769	44.853		18.860		22.056	173	216	17	1:26.729	41.747		19.090		25.892	59	220
3	1:25.378	45.341		18.617		21.420	173	221	18	5:19.322	4:40.185		17.973		21.164	173	
4	1:21.212	41.841		18.098		21.273	173	221	19	1:20.338	41.598		17.987		20.753	171	220
5	1:20.904	41.882		17.890		21.132	173	221	20	1:38.798					24.612	170	222
6	1:25.880	41.389		17.800		26.691	59	222	21	1:21.121	42.208		17.711		21.202	169	220
7	13:13.535	12:31.694		19.709		22.132	171		22	1:20.144	41.445		17.709		20.990	173	220
8	1:23.809	42.482		19.869		21.458	171	219	23	1:23.427	41.812		20.344		21.271	173	222
9	1:21.753	41.829		18.570		21.354	170	220	24	1:20.177	41.316		17.842		21.019	173	222
10	1:21.381	41.986		18.280		21.115	170	220	25	1:20.751	41.725		17.884		21.142	171	222
11	1:23.939	41.815		20.434		21.690	171	220	26	1:22.030	41.447		19.009		21.574	170	221
12	1:20.902	42.003		17.973		20.926	173	221	27	1:21.899	41.356		19.344		21.199	171	221
13	1:20.768	41.788		17.970		21.010	170	221	28	1:26.091	41.620		19.356		25.115	59	221
14	1:25.420	42.900		18.586		23.934	175	221	29	2:32.654	1:51.866		19.285		21.503	171	
15	1:20.595	41.845		17.791		20.959	171	222	30	1:24.234	41.640		17.855		24.739	59	222



ADAC GT Masters

Sector List Free Practice 1



Provisional

Sachsenring, Length: 3645m

Air temperature: 15.83°C

Track temperature: 21.56°C

Weather condition: Dry

DMSB Reg. Nr.: 273/17

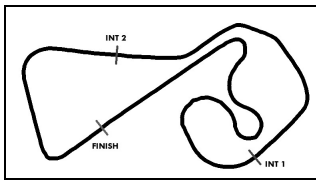
Friday, September 15, 2017 12:25:00

Lap	Time	SE1	SP1	SE2	SP2	SE3	SP3	TSP	Lap	Time	SE1	SP1	SE2	SP2	SE3	SP3	TSP
26 Asch, DEU / Mortara, ITA									theoretical besttime: 1:19.227								
1	3:04.716	2:15.560		23.160		25.996	165		16	1:22.429	42.780		18.141		21.508	171	209
2	1:22.874	42.933		18.320		21.621	171	213	17	1:21.275	42.097		17.982		21.196	171	219
3	1:22.049	41.115		19.256		21.678	171	217	18	1:20.659	41.695		17.764		21.200	174	219
4	1:19.820	41.073		17.613		21.134	175	219	19	1:25.329	44.382		18.250		22.697	174	220
5	1:19.853	41.020		17.680		21.153	173	219	20	1:20.710	41.561		17.879		21.270	173	219
6	1:41.168	43.600		25.980		31.588	53	219	21	1:24.157	41.266		17.356		25.535	45	220
7	11:25.601	10:43.928		18.257		23.416	173		22	5:49.241	5:05.763		18.641		24.837	175	
8	1:19.966	41.056		17.855		21.055	173	219	23	1:20.208	41.384		17.779		21.045	174	220
9	1:20.164	41.198		17.814		21.152	174	219	24	1:31.134	41.560		18.703		30.871	174	220
10	1:19.799	41.195		17.551		21.053	175	221	25	1:22.347	41.398		17.703		23.246	175	220
11	1:19.635	40.954		17.590		21.091	174	219	26	1:21.487	41.159		18.235		22.093	174	221
12	1:23.477	41.080		17.567		24.830	53	219	27	1:19.883	41.209		17.529		21.145	174	220
13	2:34.241	1:50.499		18.239		25.503	53		28	1:19.557	41.284		17.352		20.921	174	220
14	4:37.348	3:56.182		19.351		21.815	173		29	1:33.358	41.258		25.269		26.831	53	221
15	1:23.043	42.970		18.397		21.676	155	218									

Lap	Time	SE1	SP1	SE2	SP2	SE3	SP3	TSP	Lap	Time	SE1	SP1	SE2	SP2	SE3	SP3	TSP
36 Bachler, AUT / Macdowall, GBR									theoretical besttime: 1:19.593								
1	3:55.329	3:13.250		19.997		22.082	174		16	1:19.771	41.092		17.771		20.908	177	224
2	1:22.247	42.172		18.530		21.545	173	222	17	1:23.426	41.263		17.844		24.319	57	225
3	1:20.650	41.238		18.194		21.218	171	222	18	2:42.318	1:56.890		22.216		23.212	173	
4	1:22.295	43.126		18.087		21.082	174	224	19	1:26.043	43.617		20.494		21.932	174	225
5	1:29.740	41.442		19.701		28.597	57	224	20	1:25.342	42.999		19.827		22.516	171	223
6	12:11.567	11:31.846		18.375		21.346	170		21	1:21.925	41.925		18.633		21.367	175	225
7	1:20.120	41.131		17.963		21.026	174	225	22	1:21.448	41.830		18.354		21.264	177	223
8	1:20.034	41.157		17.786		21.091	175	223	23	1:21.230	41.755		18.189		21.286	174	225
9	1:20.279	41.541		17.632		21.106	169	227	24	1:21.781	42.071		18.469		21.241	175	225
10	1:24.318	42.044		17.805		24.469	57	225	25	1:21.453	41.945		18.350		21.158	174	224
11	2:29.698	1:50.633		18.093		20.972	174		26	1:30.722	44.897		20.100		25.725	57	225
12	1:23.852	41.195		17.895		24.762	57	225	27	2:32.419	1:52.538		18.542		21.339	180	
13	4:53.698	4:14.866		17.728		21.104	177		28	1:21.191	41.834		18.277		21.080	174	223
14	1:19.760	41.053		17.764		20.943	173	223	29	1:21.434	42.053		18.201		21.180	173	224
15	1:20.048	41.262		17.784		21.002	178	225									

Lap	Time	SE1	SP1	SE2	SP2	SE3	SP3	TSP	Lap	Time	SE1	SP1	SE2	SP2	SE3	SP3	TSP
42 Catsburg, NLD / Eng, AUT									theoretical besttime: 1:19.561								
1	4:03.709	3:19.236		20.714		23.759	169		15	1:22.191	42.326		18.238		21.627	174	223
2	1:24.008	43.663		18.185		22.160	174	214	16	1:21.233	41.215		18.302		21.716	175	223
3	1:20.770	41.340		17.918		21.512	173	223	17	1:19.685	41.261		17.411		21.013	173	224
4	1:20.261	41.479		17.731		21.051	171	222	18	1:24.563	42.687		18.209		23.667	175	222
5	1:36.883	41.469		24.235		31.179	59	222	19	1:25.306	41.400		18.009		25.897	59	224
6	11:55.133	11:15.502		17.654		21.977	173		20	2:34.726	1:52.967		17.958		23.801	174	
7	1:19.607	41.204		17.350		21.053	174	223	21	1:20.654	41.660		17.837		21.157	174	225
8	1:20.453	41.517		17.908		21.028	173	222	22	1:20.401	41.507		17.690		21.204	175	224
9	1:20.067	41.198		17.447		21.422	171	224	23	1:23.477	41.467		17.730		24.280	54	224
10	1:21.353	42.601		17.604		21.148	170	224	24	4:46.686	4:05.747		17.840		23.099	175	
11	1:19.844	41.407		17.415		21.022	174	222	25	1:20.844	41.685		18.014		21.145	173	224
12	1:19.944	41.376		17.515		21.053	174	224	26	1:20.477	41.383		17.899		21.195	173	223
13	1:29.495	45.214		18.225		26.056	59	225	27	1:20.064	41.279		17.728		21.057	175	224
14	5:38.051	4:56.279		19.148		22.624	174		28	1:20.060	41.312		17.676		21.072	174	225

Lap	Time	SE1	SP1	SE2	SP2	SE3	SP3	TSP	Lap	Time	SE1	SP1	SE2	SP2	SE3	SP3	TSP
48 Dontje, NLD / Kirchhöfer, DEU									theoretical besttime: 1:19.095								
1	2:14.818	1:24.648		23.403		26.767	159		16	1:19.818	41.342		17.547		20.929	175	221
2	1:32.597	49.855		19.528		23.214	173	193	17	1:19.507	41.193		17.435		20.879	177	222
3	1:25.949	44.446		19.433		22.070	173	217	18	1:23.387	41.483		17.565		24.339	50	221
4	1:27.887	43.203		18.802		25.882	59	220	19	3:24.064	2:38.288		22.633		23.143	171	
5	14:13.827	13:32.197		19.113		22.517	175		20	1:23.196	43.123		18.391		21.682	177	218
6	1:21.381	42.054		18.110		21.217	174	220	21	1:21.154	41.766		17.931		21.457	178	219
7	1:20.942	41.804		17.922		21.216	175	220	22	1:19.506	41.052		17.519		20.935	178	223
8	1:20.570	41.731		17.780		21.059	177	222	23	1:21.233	40.978		17.828		22.427	178	223
9	1:21.215	41.681		18.468		21.066	173	222	24	1:19.211	40.912		17.551		20.748	175	223
10	1:24.751	41.803		18.124		24.824	59	222	25	1:21.499	41.094		18.486		21.919	178	223
11	2:46.140	2:06.291		18.331		21.518	175		26	1:19.365	41.004		17.498		20.863	174	223
12	1:21.471	41.454		18.446		21.571	175	222	27	1:25.621	41.741		20.568		23.312	177	223



ADAC GT Masters

Sector List Free Practice 1



Provisional

Sachsenring, Length: 3645m

Air temperature: 15.83°C

Track temperature: 21.56°C

Weather condition: Dry

DMSB Reg. Nr.: 273/17

Friday, September 15, 2017 12:25:00

Lap	Time	SE1	SP1	SE2	SP2	SE3	SP3	TSP	Lap	Time	SE1	SP1	SE2	SP2	SE3	SP3	TSP
13	1:20.227	41.425		17.761		21.041	177	222	28	1:23.826	40.953		17.671		25.202	41	223
14	1:19.886	41.370		17.584		20.932	174	222	29	3:42.081	3:02.944		17.856		21.281	177	
15	1:19.901	41.440		17.643		20.818	175	221	30	1:20.170	41.245		18.024		20.901	175	222

50 Geipel, DEU / Frey, CHE

theoretical besttime: 1:20.224

1	2:25.682	1:35.050		23.336		27.296	158		13	11:15.981	10:35.739		18.645		21.597	173	
2	1:31.455	46.234		20.645		24.576	165	210	14	1:22.705	41.483		18.326		22.896	173	220
3	1:21.303	41.829		18.139		21.335	173	215	15	1:20.518	41.431		17.902		21.185	175	221
4	1:21.345	41.521		18.304		21.520	170	220	16	1:20.693	41.471		17.965		21.257	173	221
5	1:23.036	41.956		18.207		22.873	169	219	17	1:20.314	41.314		17.892		21.108	175	222
6	1:29.870	41.757		18.856		29.257	58	221	18	1:30.572	44.986		19.081		26.505	58	221
7	11:50.933	11:11.229		18.133		21.571	170		19	8:59.104	8:16.382		18.437		24.285	169	
8	1:20.629	41.392		18.119		21.118	173	217	20	1:20.883	41.656		17.966		21.261	166	221
9	1:20.887	41.236		18.143		21.508	171	219	21	1:24.759	41.349		19.510		23.900	173	221
10	1:20.747	41.484		17.944		21.319	171	220	22	1:20.597	41.328		18.021		21.248	171	221
11	1:20.555	41.451		17.880		21.224	171	220	23	1:25.057	41.411		18.168		25.478	58	222
12	1:25.587	42.238		18.360		24.989	58	221									

66 Judek, DEU / Lindholm, FIN

theoretical besttime: 1:21.342

1	1:51.840	1:01.446		24.571		25.823	138		15	1:32.392	44.224		20.929		27.239	53	221
2	1:35.718	47.195		24.388		24.135	171	187	16	3:21.758	2:33.856		22.100		25.802	154	
3	1:33.966	45.070		23.637		25.259	171	218	17	1:28.418	44.677		20.427		23.314	163	213
4	1:24.647	42.989		19.309		22.349	164	219	18	1:27.946	45.770		19.751		22.425	170	216
5	1:31.661	48.405		20.448		22.808	170	212	19	1:28.055	44.607		20.816		22.632	166	219
6	1:31.027	42.717		20.522		27.788	59	219	20	1:26.994	44.409		20.291		22.294	170	218
7	11:15.525	10:31.127		20.505		23.893	170		21	1:26.212	44.108		19.593		22.511	171	219
8	1:26.956	43.215		20.625		23.116	170	197	22	1:26.169	43.905		19.774		22.490	168	220
9	1:22.652	42.442		18.433		21.777	173	219	23	1:25.009	43.872		19.128		22.009	171	218
10	1:22.203	42.235		18.219		21.749	163	220	24	1:25.083	43.514		19.663		21.906	171	220
11	1:22.050	42.208		17.898		21.944	169	216	25	1:30.322	43.542		19.695		27.085	59	221
12	1:21.955	42.101		18.203		21.651	173	219	26	2:45.982	2:04.385		19.077		22.520	170	
13	1:21.515	42.139		18.033		21.343	173	221	27	1:25.057	44.183		18.627		22.247	174	220
14	1:23.018	43.327		18.134		21.557	170	220	28	1:49.440	42.962		39.616		26.862	59	221

77 Gounon, FRA / van der Zande, NLD

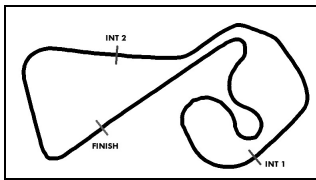
theoretical besttime: 1:19.532

1	2:24.905	1:32.357		23.548		29.000	59		16	1:20.479	41.681		17.750		21.048	177	225
2	2:41.685	2:01.537		18.188		21.960	178		17	1:26.933	41.549		20.340		25.044	178	226
3	1:20.821	41.567		17.923		21.331	174	225	18	1:20.817	42.002		17.868		20.947	175	226
4	1:20.213	41.616		17.503		21.094	178	225	19	1:19.968	41.401		17.666		20.901	177	225
5	1:24.674	41.377		17.783		25.514	59	226	20	1:23.475	41.476		17.719		24.280	60	227
6	11:53.197	11:08.154		19.303		25.740	60		21	3:41.081	3:01.826		17.883		21.372	177	
7	2:32.711	1:51.796		18.352		22.563	174		22	1:20.161	41.423		17.785		20.953	174	227
8	1:21.369	41.925		18.216		21.228	175	226	23	1:20.139	41.480		17.653		21.006	174	226
9	1:21.244	41.795		18.280		21.169	174	226	24	1:24.737	42.090		17.954		24.693	60	226
10	1:21.175	41.969		18.018		21.188	174	225	25	2:41.251	1:58.087		18.665		24.499	59	
11	1:20.499	41.772		17.749		20.978	174	225	26	1:56.715	1:15.673		19.735		21.307	178	
12	1:21.529	41.858		17.747		21.924	177	227	27	1:19.879	41.128		17.601		21.150	180	227
13	1:20.301	41.607		17.663		21.031	173	227	28	1:20.085	41.304		17.581		21.200	180	228
14	1:25.087	41.743		17.846		25.498	43	226	29	1:19.915	41.307		17.529		21.079	180	228
15	4:47.368	4:07.933		18.219		21.216	177										

84 Assenheimer, DEU / Götz, DEU

theoretical besttime: 1:18.693

1	2:03.971	1:15.442		19.737		28.792	59		16	2:33.760	1:53.279		18.757		21.724	177	
2	2:30.767	1:51.689		17.882		21.196	177		17	1:19.910	41.166		17.660		21.084	174	221
3	1:19.124	40.928		17.328		20.868	175	220	18	1:19.507	40.964		17.613		20.930	174	221
4	1:22.205	41.030		17.553		23.622	178	220	19	1:19.293	40.889		17.585		20.819	174	222
5	1:19.025	40.779		17.422		20.824	173	220	20	1:21.237	41.130		18.899		21.208	177	221
6	1:37.856	44.066		22.811		30.979	59	220	21	1:19.091	40.854		17.389		20.848	174	222
7	10:40.534	9:56.898		20.577		23.059	175		22	1:22.707	41.130		17.503		24.074	59	222
8	1:18.857	40.760		17.309		20.788	174	221	23	2:34.547	1:53.183		19.736		21.628	178	
9	1:24.140	42.026		18.879		23.235	177	222	24	1:24.979	41.141		18.832		25.006	59	223
10	1:23.221	41.095		17.509		24.617	58	222	25	4:04.838	3:26.061		17.902		20.875	177	
11	3:19.112	2:39.242		18.194		21.676	175		26	1:23.265	40.974		19.096		23.195	177	223



ADAC GT Masters

Sector List Free Practice 1

Provisional



Sachsenring, Length: 3645m

Air temperature: 15.83°C

Track temperature: 21.56°C

Weather condition: Dry

DMSB Reg. Nr.: 273/17

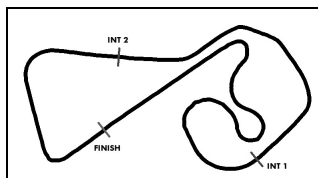
Friday, September 15, 2017 12:25:00

Lap	Time	SE1	SP1	SE2	SP2	SE3	SP3	TSP	Lap	Time	SE1	SP1	SE2	SP2	SE3	SP3	TSP
12	1:20.632	41.283		17.350		21.999	178	223	27	1:18.884	40.882		17.261		20.741	174	222
13	1:19.030	40.936		17.266		20.828	174	223	28	1:19.779	40.810		17.497		21.472	178	222
14	1:18.995	40.954		17.277		20.764	175	222	29	1:22.257	40.976		18.903		22.378	180	224
15	1:22.333	41.016		17.192		24.125	59	221	30	1:22.731	40.907		17.491		24.333	59	223

99 Renauer, DEU / Müller, DEU

theoretical besttime: 1:19.620

1	2:08.459	1:20.416		22.913		25.130	169		8	1:19.900	41.035		17.950		20.915	173	223
2	1:29.828	43.631		19.709		26.488	177	219	9	1:19.987	40.884		18.174		20.929	171	222
3	1:20.359	41.121		17.864		21.374	173	224	10	1:25.720	42.131		18.715		24.874	59	223
4	1:29.251	41.379		19.036		28.836	37	224	11	2:54.032	2:15.060		18.071		20.901	173	
5	40:37.529	39:49.486		22.907		25.136	152		12	1:19.849	40.962		18.001		20.886	175	223
6	1:28.308	46.190		19.657		22.461	168	189	13	1:19.931	41.142		17.917		20.872	173	224
7	1:22.527	42.844		18.482		21.201	174	216	14	1:25.523	41.582		18.382		25.559	59	223



ADAC GT Masters

Pit Stops Free Practice 1



Provisional

DMSB Reg. Nr.: 273/17

Sachsenring, Length: 3645m

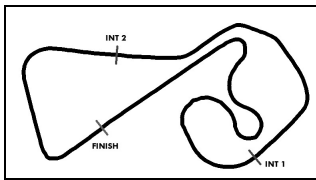
Air temperature: 15.83°C

Track temperature: 21.56°C

Weather condition: Dry

Friday, September 15, 2017 12:25:00

Nr	Driver in	Day time in	Time in	Driver out	Day time out	Time out	Nett Time
6	Christopher Zanella	12:26:58.944	1:58.636	Christopher Zanella	12:28:20.694	3:20.386	1:21.750
84	Maximilian Götz	12:27:03.675	2:03.367	Maximilian Götz	12:28:13.362	3:13.054	1:09.687
77	Jules Gounon	12:27:24.610	2:24.302	Jules Gounon	12:28:34.975	3:34.667	1:10.365
13	Sven Barth	12:27:32.668	2:32.360	Sven Barth	12:28:43.742	3:43.434	1:11.074
21	Luca Ludwig	12:31:20.457	6:20.149	Luca Ludwig	12:44:22.208	19:21.900	13:01.751
99	Sven Müller	12:31:27.243	6:26.935	Sven Müller	13:10:29.043	45:28.735	39:01.800
48	Indy Dontje	12:31:40.953	6:40.645	Indy Dontje	12:44:27.556	19:27.248	12:46.603
22	Remo Lips	12:31:54.110	6:53.802	Remo Lips	12:33:01.480	8:01.172	1:07.370
20	Yelmer Buurman	12:33:28.287	8:27.979	Yelmer Buurman	12:44:24.333	19:24.025	10:56.046
3	Sheldon van der Linde	12:33:28.851	8:28.543	Sheldon van der Linde	12:44:20.479	19:20.171	10:51.628
18	Adrien de Leener	12:33:59.877	8:59.569	Adrien de Leener	12:44:23.241	19:22.933	10:23.364
6	Christopher Zanella	12:34:01.507	9:01.199	Florian Spengler	12:44:28.539	19:28.231	10:27.032
17	Michael Ammermüller	12:34:03.469	9:03.161	Michael Ammermüller	12:50:23.701	25:23.393	16:20.232
77	Jules Gounon	12:34:12.005	9:11.697	Renger van der Zande	12:44:35.339	19:35.031	10:23.334
1	Christopher Mies	12:34:13.039	9:12.731	Christopher Mies	12:44:24.980	19:24.672	10:11.941
25	Mike David Ortmann	12:34:16.047	9:15.739	Filip Salaquarda	12:46:04.222	21:03.914	11:48.175
2	Christopher Haase	12:34:21.889	9:21.581	Jeffrey Schmidt	12:45:09.442	20:09.134	10:47.553
8	Ricardo Feller	12:34:25.471	9:25.163	Mikaela Ahlin-Kottulinsky	12:44:57.038	19:56.730	10:31.567
66	Emil Lindholm	12:34:28.558	9:28.250	Emil Lindholm	12:44:16.058	19:15.750	9:47.500
36	Klaus Bachler	12:34:29.941	9:29.633	Klaus Bachler	12:45:20.931	20:20.623	10:50.990
50	Philip Geipel	12:34:32.386	9:32.078	Philip Geipel	12:45:03.318	20:03.010	10:30.932
22	Remo Lips	12:34:34.645	9:34.337	Remo Lips	12:44:53.058	19:52.750	10:18.413
42	Nick Catsburg	12:34:45.333	9:45.025	Nick Catsburg	12:45:19.778	20:19.470	10:34.445
7	Marco Mapelli	12:34:52.658	9:52.350	Marco Mapelli	12:44:31.456	19:31.148	9:38.798
4	Dennis Marschall	12:35:08.397	10:08.089	Dennis Marschall	12:44:29.177	19:28.869	9:20.780
26	Sebastian Asch	12:35:10.114	10:09.806	Sebastian Asch	12:45:13.275	20:12.967	10:03.161
84	Maximilian Götz	12:35:12.653	10:12.345	Maximilian Götz	12:44:26.752	19:26.444	9:14.099
24	Alessio Picariello	12:35:16.202	10:15.894	Alessio Picariello	12:44:14.213	19:13.905	8:58.011
9	Christopher Höher	12:35:17.851	10:17.543	Elia Erhart	12:44:17.382	19:17.074	8:59.531
1	Christopher Mies	12:45:47.534	20:47.226	Christopher Mies	12:46:57.760	21:57.452	1:10.226
77	Renger van der Zande	12:46:05.207	21:04.899	Renger van der Zande	12:47:15.848	22:15.540	1:10.641
22	Remo Lips	12:46:22.247	21:21.939	Remo Lips	12:47:20.214	22:19.906	57.967
3	Sheldon van der Linde	12:49:46.359	24:46.051	Sheldon van der Linde	12:51:24.178	26:23.870	1:37.819
84	Maximilian Götz	12:49:59.393	24:59.085	Maximilian Götz	12:51:53.956	26:53.648	1:54.563
36	Klaus Bachler	12:52:06.263	27:05.955	Klaus Bachler	12:53:17.195	28:16.887	1:10.932
1	Christopher Mies	12:52:18.512	27:18.204	Connor De Phillippi	12:58:57.661	33:57.353	6:39.149
48	Indy Dontje	12:52:43.635	27:43.327	Marvin Kirchhöfer	12:54:06.283	29:05.975	1:22.648
50	Philip Geipel	12:53:11.721	28:11.413	Rahel Frey	13:03:04.662	38:04.354	9:52.941
2	Jeffrey Schmidt	12:53:12.819	28:12.511	Jeffrey Schmidt	12:54:15.169	29:14.861	1:02.350
26	Sebastian Asch	12:53:18.753	28:18.445	Sebastian Asch	12:54:28.812	29:28.504	1:10.059
20	Yelmer Buurman	12:53:52.456	28:52.148	Yelmer Buurman	12:57:22.261	32:21.953	3:29.805
21	Luca Ludwig	12:55:09.271	30:08.963	Luca Ludwig	12:59:45.720	34:45.412	4:36.449
6	Florian Spengler	12:55:33.517	30:33.209	Florian Spengler	12:59:39.101	34:38.793	4:05.584
26	Sebastian Asch	12:55:52.994	30:52.686	Edoardo Mortara	12:59:05.945	34:05.637	3:12.951



ADAC GT Masters

Pit Stops Free Practice 1



Provisional

DMSB Reg. Nr.: 273/17

Sachsenring, Length: 3645m

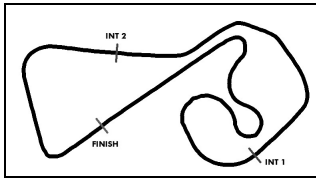
Air temperature: 15.83°C

Track temperature: 21.56°C

Weather condition: Dry

Friday, September 15, 2017 12:25:00

Nr	Driver in	Day time in	Time in	Driver out	Day time out	Time out	Nett Time
36	Klaus Bachler	12:55:59.812	30:59.504	Klaus Bachler	12:59:35.347	34:35.039	3:35.535
42	Nick Catsburg	12:56:11.230	31:10.922	Nick Catsburg	13:00:22.494	35:22.186	4:11.264
9	Elia Erhart	12:56:41.094	31:40.786	Elia Erhart	13:01:27.292	36:26.984	4:46.198
4	Dennis Marschall	12:56:50.762	31:50.454	Patric Niederhauser	12:59:10.361	34:10.053	2:19.599
66	Emil Lindholm	12:56:56.755	31:56.447	Jonathan Judek	12:58:42.786	33:42.478	1:46.031
18	Adrien de Leener	12:58:03.963	33:03.655	Christopher Friedrich	13:00:15.682	35:15.374	2:11.719
77	Renger van der Zande	12:58:08.895	33:08.587	Renger van der Zande	13:01:36.431	36:36.123	3:27.536
17	Michael Ammermüller	12:58:28.141	33:27.833	Michael Ammermüller	13:04:24.249	39:23.941	5:56.108
84	Maximilian Götz	12:58:39.502	33:39.194	Maximilian Götz	12:59:49.538	34:49.230	1:10.036
2	Jeffrey Schmidt	12:59:47.622	34:47.314	Jeffrey Schmidt	13:03:13.815	38:13.507	3:26.193
3	Sheldon van der Linde	13:00:59.522	35:59.214	Sheldon van der Linde	13:06:01.541	41:01.233	5:02.019
22	Remo Lips	13:01:07.388	36:07.080	Marc Gassner	13:02:37.500	37:37.192	1:30.112
25	Filip Salaquarda	13:01:15.530	36:15.222	Filip Salaquarda	13:05:14.502	40:14.194	3:58.972
7	Marco Mapelli	13:02:10.532	37:10.224	Marco Mapelli	13:06:36.727	41:36.419	4:26.195
8	Mikaela Ahlin-Kottulinsky	13:03:28.617	38:28.309	Mikaela Ahlin-Kottulinsky	13:04:57.551	39:57.243	1:28.934
20	Yelmer Buurman	13:04:03.313	39:03.005	Nicolai Sylvest	13:06:13.137	41:12.829	2:09.824
48	Marvin Kirchhöfer	13:04:53.871	39:53.563	Marvin Kirchhöfer	13:06:45.001	41:44.693	1:51.130
1	Connor De Phillippi	13:05:41.670	40:41.362	Christopher Mies	13:10:39.869	45:39.561	4:58.199
36	Klaus Bachler	13:06:16.515	41:16.207	Klaus Bachler	13:07:28.653	42:28.345	1:12.138
4	Patric Niederhauser	13:07:18.424	42:18.116	Patric Niederhauser	13:14:19.624	49:19.316	7:01.200
6	Florian Spengler	13:08:22.573	43:22.265	Florian Spengler	13:10:48.213	45:47.905	2:25.640
17	Michael Ammermüller	13:08:32.136	43:31.828	Michael Ammermüller	13:12:16.248	47:15.940	3:44.112
2	Jeffrey Schmidt	13:08:41.147	43:40.839	Jeffrey Schmidt	13:09:51.328	44:51.020	1:10.181
42	Nick Catsburg	13:08:42.259	43:41.951	Nick Catsburg	13:09:53.416	44:53.108	1:11.157
21	Luca Ludwig	13:09:05.449	44:05.141	Luca Stolz	13:11:08.367	46:08.059	2:02.918
84	Patrick Assenheimer	13:09:15.013	44:14.705	Patrick Assenheimer	13:10:24.986	45:24.678	1:09.973
77	Renger van der Zande	13:09:48.160	44:47.852	Renger van der Zande	13:12:09.092	47:08.784	2:20.932
24	Jamie Green	13:10:03.763	45:03.455	Jamie Green	13:11:57.783	46:57.475	1:54.020
26	Edoardo Mortara	13:10:07.835	45:07.527	Edoardo Mortara	13:14:33.192	49:32.884	4:25.357
9	Elia Erhart	13:11:00.354	46:00.046	Christopher Höher	13:13:54.270	48:53.962	2:53.916
18	Christopher Friedrich	13:11:08.836	46:08.528	Christopher Friedrich	13:13:51.953	48:51.645	2:43.117
50	Rahel Frey	13:11:22.505	46:22.197	Rahel Frey	13:18:57.990	53:57.682	7:35.485
6	Florian Spengler	13:12:10.163	47:09.855	Christopher Zanella	13:13:22.061	48:21.753	1:11.898
84	Patrick Assenheimer	13:13:14.536	48:14.228	Patrick Assenheimer	13:15:56.009	50:55.701	2:41.473
7	Marco Mapelli	13:13:20.469	48:20.161	Marco Mapelli	13:14:30.657	49:30.349	1:10.188
66	Jonathan Judek	13:13:22.790	48:22.482	Jonathan Judek	13:14:43.285	49:42.977	1:20.495
20	Nicolai Sylvest	13:14:16.185	49:15.877				
42	Philipp Eng	13:15:21.458	50:21.150	Philipp Eng	13:18:46.650	53:46.342	3:25.192
3	Sheldon van der Linde	13:15:30.550	50:30.242	Sheldon van der Linde	13:17:17.674	52:17.366	1:47.124
17	Michael Ammermüller	13:16:28.678	51:28.370	Michael Ammermüller	13:17:58.825	52:58.517	1:30.147
22	Marc Gassner	13:17:01.013	52:00.705				
1	Christopher Mies	13:17:23.226	52:22.918	Christopher Mies	13:19:27.324	54:27.016	2:04.098
77	Renger van der Zande	13:17:34.279	52:33.971	Renger van der Zande	13:18:44.529	53:44.221	1:10.250
2	Christopher Haase	13:17:57.376	52:57.068	Christopher Haase	13:20:02.931	55:02.623	2:05.555
99	Sven Müller	13:19:01.566	54:01.258	Sven Müller	13:20:37.306	55:36.998	1:35.740



ADAC GT Masters

Pit Stops Free Practice 1

Provisional



Sachsenring, Length: 3645m
 Air temperature: 15.83°C
 Track temperature: 21.56°C
 Weather condition: Dry

DMSB Reg. Nr.: 273/17

Friday, September 15, 2017 12:25:00

Nr	Driver in	Day time in	Time in	Driver out	Day time out	Time out	Nett Time
21	Luca Stolz	13:19:16.308	54:16.000	Luca Stolz	13:21:06.187	56:05.879	1:49.879
66	Jonathan Judek	13:19:23.273	54:22.965				
36	Klaus Bachler	13:20:08.771	55:08.463	Klaus Bachler	13:21:20.582	56:20.274	1:11.811
77	Renger van der Zande	13:20:15.526	55:15.218	Jules Gounon	13:20:51.600	55:51.292	36.074
25	Filip Salaquarda	13:20:29.626	55:29.318	Filip Salaquarda	13:21:40.136	56:39.828	1:10.510
48	Marvin Kirchhöfer	13:20:32.379	55:32.071	Marvin Kirchhöfer	13:22:55.671	57:55.363	2:23.292
4	Patric Niederhauser	13:22:26.613	57:26.305				
7	Norbert Siedler	13:22:34.893	57:34.585				
6	Christopher Zanella	13:22:58.950	57:58.642				
18	Christopher Friedrich	13:23:24.934	58:24.626				
8	Mikaela Ahlin-Kottulinsky	13:23:27.941	58:27.633				
9	Christopher Höher	13:23:52.433	58:52.125				
84	Maximilian Götz	13:24:06.291	59:05.983				
25	Filip Salaquarda	13:24:26.513	59:26.205				
1	Christopher Mies	13:24:51.899	59:51.591				
26	Edoardo Mortara	13:25:45.168	1:00:44.860				
50	Rahel Frey	13:25:52.902	1:00:52.594				
99	Sven Müller	13:26:00.902	1:01:00.594				