

ADAC GT Masters

Result List Race 2

Provisional



Hockenheimring, Length: 4574m

Air temperature: 23.17°C

Track temperature: 28.35°C

Weather condition: Dry

DMSB Reg. Nr.: 281/17

Sunday, September 24, 2017 13:08:00

started : 26 classified : 23 not classified : 3

	Drivers	Team	Car	Laps	Total Time	Gap	Kph	Lap	Time	Kph
1	63 R.Ineichen(CHE)(T)/C.Engelhart(DEU)	GRT Grasser-Racing-Team(AUT)	Lamborghini Huracan GT3	37	1:03:28.095		160.0	5	1:39.428	165.6
2	77 J.Gounon(FRA)(J)/D.Keilwitz(DEU)	Callaway Competition(DEU)	Corvette C7 GT3	37	1:03:29.959	1.864	160.0	6	1:39.872	164.8
3	2 J.Schmidt(CHE)(J)/C.Haase(DEU)	MontaplastbyLand-Motorsport(DEU)	Audi R8 LMS	37	1:03:30.475	2.380	160.0	9	1:40.047	164.5
4	99 R.Renauer(DEU)/S.Müller(DEU)	Precote Herberth Motorsport(DEU)	Porsche 911 GT3 R	37	1:03:35.749	7.654	159.7	7	1:39.764	165.0
5	25 M.Ortmann(DEU)(J)/F.Stippler(DEU)	BWT Mücke Motorsport(DEU)	Audi R8 LMS	37	1:03:38.256	10.161	159.7	10	1:40.054	164.5
6	19 E.Perez Companc(ARG)(J)/M.Bortolotti(ITA)	GRT Grasser-Racing-Team(AUT)	Lamborghini Huracan GT3	37	1:03:39.193	11.098	159.6	7	1:39.779	165.0
7	17 M.Jaminet(FRA)/M.Ammernüller(DEU)	KÜS TEAM75 Bernhard(DEU)	Porsche 911 GT3 R	37	1:03:42.014	13.919	159.6	8	1:40.644	163.6
8	1 C.De Phillippi(USA)/C.Mies(DEU)	MontaplastbyLand-Motorsport(DEU)	Audi R8 LMS	37	1:03:46.482	18.387	159.3	8	1:39.931	164.7
9	21 L.Stolz(DEU)(J)/L.Ludwig(DEU)	Team Zakspeed(DEU)	Mercedes-AMG GT3	37	1:03:46.716	18.621	159.4	8	1:40.417	163.9
10	4 D.Marschall(DEU)(J)/P.Niederhauser(CHE)	Aust Motorsport(DEU)	Audi R8 LMS	37	1:03:47.806	19.711	159.5	17	1:40.474	163.8
11	48 I.Dontje(NLD)(J)/M.Kirchhöfer(DEU)	Mercedes-AMG Team HTP Motorsport(L)	Mercedes-AMG GT3	37	1:03:48.374	20.279	159.4	18	1:40.503	163.8
12	8 R.Feller(CHE)(J)/P.Kaffer(DEU)	Audi Sport racing academy(DEU)	Audi R8 LMS	37	1:03:56.327	28.232	159.1	5	1:40.642	163.6
13	42 N.Catsburg(NLD)/P.Eng(AUT)	BMW Team Schnitzer(DEU)	BMW M6 GT3	37	1:03:56.621	28.526	160.0	5	1:39.470	165.5
14	13 S.Barth(DEU)(T)/M.Hackländer(DEU)	RWT Racing(AUT)	Corvette C7 GT3	37	1:03:57.098	29.003	159.1	8	1:40.799	163.3
15	20 N.Sylvest(DNK)(J)/N.Rogivue(CHE)(J)	Team Zakspeed(DEU)	Mercedes-AMG GT3	37	1:03:57.438	29.343	159.1	10	1:40.578	163.7
16	50 R.Frey(CHE)/P.Geipel(DEU)	YACO Racing(DEU)	Audi R8 LMS	37	1:03:59.986	31.891	159.0	8	1:40.845	163.2
17	24 F.Salaquarda(CZE)/M.Winkelhock(DEU)	BWT Mücke Motorsport(DEU)	Audi R8 LMS	37	1:04:01.298	33.203	158.8	10	1:40.376	164.0
18	18 A.de Leener(BEL)/C.Friedrich(DEU)(J)	KÜS TEAM75 Bernhard(DEU)	Porsche 911 GT3 R	37	1:04:16.774	48.679	158.3	5	1:41.037	162.9
19	36 K.Bachler(AUT)/A.Macdonald(GBR)	Schütz Motorsport(DEU)	Porsche 911 GT3 R	37	1:04:23.537	55.442	158.0	18	1:41.223	162.6
20	3 M.Pommer(DEU)/K.van der Linde(ZAF)	Aust Motorsport(DEU)	Audi R8 LMS	37	1:04:23.708	55.613	158.5	7	1:39.515	165.4
21	9 E.Erhart(DEU)/C.Höher(AUT)(J)	Audi Sport racing academy(DEU)	Audi R8 LMS	37	1:04:53.449	1:25.354	156.7	8	1:40.823	163.3
22	6 F.Spengler(DEU)/C.Zanella(CHE)	HB Racing WDS Bau(AUT)	Lamborghini Huracan GT3	35	1:00:52.327	2 LAPS	158.0	7	1:40.619	163.6
23	66 J.Judek(DEU)(J)/E.Lindholm(FIN)(J)	ADACNSA/Attempto Racing Team(DE)	Lamborghini Huracan GT3	28	49:15.519	9 LAPS	156.4	10	1:40.925	163.1
Not classified										
	84 P.Assenheimer(DEU)(J)/M.Götz(DEU)	Mercedes-AMG Team HTP Motorsport(L)	Mercedes-AMG GT3	21	37:04.495	16 LAPS	155.8	9	1:40.927	163.1
	22 R.Lips(CHE)(T)/M.Gassner(DEU)	MRS GT-Racing(DEU)	Nissan GT-RNISMO GT3	5	9:05.518	32 LAPS	155.7	4	1:41.854	161.6
	26 S.Asch(DEU)/S.Mücke(DEU)	BWT Mücke Motorsport(DEU)	Mercedes-AMG GT3	2	3:54.167	35 LAPS	131.0			

Fastest lap of the race. Car 63 driver Christian Engelhart on lap 5. Time 1:39.428, average speed 165.6 km/h.

Following race director decision drive through penalty converted into a time penalty of 30 seconds for car no. 42

Subject to final scrutineering!		
Publication time:	Clerk of the Course: Hans Erdel	Timekeeper: Steffen Ruhl



ADAC GT Masters



Sector List Race 2

Provisional

Hockenheimring, Length: 4574m

Air temperature: 23.17°C

Track temperature: 28.35°C

Weather condition: Dry

DMSB Reg. Nr.: 281/17

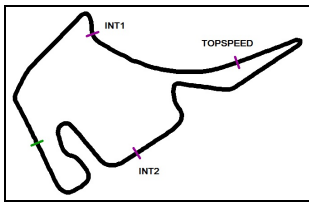
Sunday, September 24, 2017 13:08:00

Lap	Time	SE1	SP1	SE2	SP2	SE3	SP3	TSP	Lap	Time	SE1	SP1	SE2	SP2	SE3	SP3	TSP
1 De Phillippi, USA / Mies, DEU									theoretical besttime: 1:39.901								
1	1:46.230	26.557	147	47.598	187	32.075	201	254	20	1:41.261	22.270	157	46.698	191	32.293	199	256
2	1:40.987	22.172	156	46.607	189	32.208	199	258	21	1:41.983	22.361	158	46.787	188	32.835	198	257
3	1:42.410	22.121	154	48.118	187	32.171	200	257	22	1:42.164	22.611	157	47.030	188	32.523	200	256
4	1:40.504	22.142	157	46.315	192	32.047	200	258	23	1:42.133	22.288	157	47.166	185	32.679	199	257
5	1:40.237	21.984	157	46.328	189	31.925	198	257	24	1:41.794	22.275	157	46.724	190	32.795	199	257
6	1:41.196	22.100	156	47.026	190	32.070	199	256	25	1:41.631	22.421	157	46.769	190	32.441	199	257
7	1:40.327	22.104	156	46.379	191	31.844	199	257	26	1:41.768	22.489	157	46.774	187	32.505	199	255
8	1:39.931	21.890	156	46.184	191	31.857	199	255	27	1:41.824	22.361	157	46.978	189	32.485	200	256
9	1:40.265	22.129	157	46.309	191	31.827	200	258	28	1:41.850	22.322	157	47.044	189	32.484	199	255
10	1:40.262	22.069	157	46.225	191	31.968	200	258	29	1:42.861	22.416	157	47.815	187	32.630	198	254
11	1:40.301	22.144	157	46.297	190	31.860	201	258	30	1:41.865	22.635	158	46.749	189	32.481	199	256
12	1:41.052	22.149	158	46.418	192	32.485	198	259	31	1:42.048	22.376	157	46.866	185	32.806	197	255
13	1:45.022	22.425	157	48.950	185	33.647	197	257	32	1:41.977	22.501	157	47.020	187	32.456	200	256
14	1:41.246	22.319	156	46.754	190	32.173	199	256	33	1:41.948	22.556	158	46.880	189	32.512	200	255
15	1:45.189	22.148	157	46.490	190	36.551	57	256	34	1:41.678	22.498	158	46.802	188	32.378	201	255
16	2:41.410	1:22.109	157	46.882	190	32.419	199	254	35	1:41.681	22.509	157	46.651	189	32.521	199	256
17	1:41.405	22.276	158	46.623	188	32.506	198	255	36	1:42.619	22.590	156	47.279	189	32.750	198	257
18	1:41.155	22.321	159	46.606	189	32.228	199	254	37	1:42.819	22.597	157	47.244	189	32.978	196	256
19	1:41.449	22.360	157	46.678	189	32.411	199	255									

Lap	Time	SE1	SP1	SE2	SP2	SE3	SP3	TSP	Lap	Time	SE1	SP1	SE2	SP2	SE3	SP3	TSP
2 Schmidt, CHE / Haase, DEU									theoretical besttime: 1:39.964								
1	1:45.649	25.658	151	47.814	188	32.177	201	252	20	1:41.358	22.346	158	46.739	188	32.273	200	257
2	1:40.876	22.234	155	46.765	189	31.877	199	255	21	1:41.170	22.188	157	46.492	189	32.490	199	255
3	1:41.533	22.000	155	47.422	189	32.111	201	256	22	1:41.354	22.427	158	46.555	190	32.372	200	255
4	1:40.196	22.098	158	46.383	190	31.715	201	255	23	1:41.289	22.319	157	46.601	189	32.369	200	255
5	1:40.059	21.942	157	46.409	190	31.708	200	255	24	1:41.338	22.436	158	46.576	187	32.326	200	255
6	1:40.248	21.986	159	46.363	189	31.899	199	255	25	1:41.274	22.403	158	46.358	190	32.513	199	256
7	1:40.431	22.091	159	46.522	189	31.818	200	255	26	1:41.267	22.363	159	46.502	188	32.402	200	255
8	1:40.835	21.902	158	46.858	190	32.075	202	255	27	1:41.528	22.456	157	46.698	188	32.374	201	255
9	1:40.047	21.966	158	46.354	190	31.727	199	255	28	1:41.117	22.297	158	46.460	189	32.360	200	255
10	1:40.630	22.057	158	46.727	188	31.846	201	257	29	1:41.777	22.513	157	46.634	189	32.630	200	254
11	1:40.405	22.073	159	46.457	188	31.875	199	255	30	1:41.580	22.580	158	46.670	188	32.330	201	255
12	1:42.174	22.078	159	47.529	189	32.567	201	256	31	1:41.662	22.335	158	46.780	189	32.547	200	255
13	1:41.280	22.374	158	46.913	186	31.993	201	255	32	1:41.606	22.439	158	46.714	189	32.453	201	255
14	1:40.668	22.070	158	46.621	189	31.977	202	257	33	1:41.869	22.344	158	46.817	190	32.708	199	255
15	1:40.259	22.049	158	46.372	190	31.838	202	257	34	1:41.886	22.586	159	46.761	189	32.539	197	255
16	1:40.715	22.194	159	46.503	189	32.018	201	257	35	1:41.517	22.431	158	46.741	190	32.345	200	256
17	1:40.772	22.145	158	46.401	190	32.226	199	258	36	1:41.578	22.433	158	46.674	189	32.471	200	256
18	1:45.593	22.242	158	46.588	189	36.763	58	258	37	1:42.205	22.583	157	46.843	189	32.779	201	256
19	2:40.730	1:21.635	159	46.666	190	32.429	198	257									

Lap	Time	SE1	SP1	SE2	SP2	SE3	SP3	TSP	Lap	Time	SE1	SP1	SE2	SP2	SE3	SP3	TSP
3 Pommer, DEU / van der Linde, ZAF									theoretical besttime: 1:39.413								
1	2:05.732	29.335	143	52.135	173	44.262	57	257	20	1:41.632	22.324	157	46.951	190	32.357	199	256
2	2:13.809	52.913	155	48.390	188	32.506	199	254	21	1:41.081	22.218	159	46.494	190	32.369	198	257
3	1:40.368	21.998	159	46.487	191	31.883	200	255	22	1:41.162	22.236	158	46.595	190	32.331	199	257
4	1:40.289	21.868	158	46.586	193	31.835	200	255	23	1:41.464	22.407	159	46.537	189	32.520	199	258
5	1:39.776	21.856	159	46.246	192	31.674	201	256	24	1:41.493	22.621	159	46.512	189	32.360	199	258
6	1:39.577	21.826	159	46.096	192	31.655	200	256	25	1:41.215	22.366	160	46.534	188	32.315	199	257
7	1:39.515	21.928	158	46.076	193	31.511	201	256	26	1:41.338	22.244	159	46.487	189	32.607	199	258
8	1:39.956	21.936	157	46.325	193	31.695	201	255	27	1:41.802	22.386	160	46.684	187	32.732	194	259
9	1:39.919	21.983	159	46.166	193	31.770	200	255	28	1:42.002	22.487	159	46.731	188	32.784	199	258
10	1:39.957	21.926	156	46.186	191	31.845	200	255	29	1:41.822	22.379	160	46.741	189	32.702	198	258
11	1:40.204	22.022	159	46.310	192	31.872	201	257	30	1:41.530	22.453	160	46.522	191	32.555	200	257
12	1:40.235	22.030	159	46.172	193	32.033	198	256	31	1:42.813	22.596	160	46.942	190	33.275	200	259
13	1:40.595	22.172	159	46.393	192	32.030	198	257	32	1:42.374	22.684	159	46.881	187	32.809	201	258
14	1:40.699	22.125	158	46.337	191	32.237	200	257	33	1:42.110	22.538	161	46.771	187	32.801	198	258
15	1:40.524	22.059	159	46.416	191	32.049	200	257	34	1:43.089	22.582	160	47.525	189	32.982	199	259
16	1:40.587	22.146	159	46.267	192	32.174	199	257	35	1:42.372	22.726	160	46.713	189	32.933	198	258
17	1:40.299	22.117	158	46.224	192	31.958	201	257	36	1:42.875	22.692	161	46.984	184	33.199	200	259
18	1:44.862	22.156	157	46.278	189	36.428	57	256	37	1:42.921	22.716	160	47.100	190	33.105	198	260
19	2:41.710	1:22.398	157	46.632	188	32.680	197	256									





ADAC GT Masters



Sector List Race 2

Provisional

DMSB Reg. Nr.: 281/17

Hockenheimring, Length: 4574m

Air temperature: 23.17°C

Track temperature: 28.35°C

Weather condition: Dry

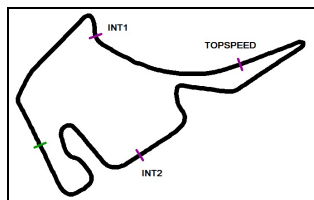
Sunday, September 24, 2017 13:08:00

Lap	Time	SE1	SP1	SE2	SP2	SE3	SP3	TSP	Lap	Time	SE1	SP1	SE2	SP2	SE3	SP3	TSP
4	Marschall, DEU / Niederhauser, CHE								theoretical besttime: 1:40.372								
1	1:51.613	28.252	135	49.532	183	33.829	198	258	20	1:45.550	22.271	158	46.485	189	36.794	57	256
2	1:43.292	22.654	156	48.181	188	32.457	200	255	21	2:41.271	1:22.050	156	46.708	188	32.513	199	256
3	1:42.126	22.291	157	46.599	189	33.236	198	258	22	1:41.354	22.193	157	46.641	189	32.520	199	257
4	1:40.926	22.236	158	46.455	190	32.235	199	260	23	1:41.458	22.336	156	46.547	188	32.575	199	257
5	1:40.978	22.358	158	46.414	191	32.206	199	258	24	1:41.404	22.220	157	46.622	188	32.562	199	258
6	1:41.659	22.548	159	46.844	190	32.267	199	257	25	1:41.293	22.197	157	46.536	188	32.560	199	257
7	1:40.755	22.237	158	46.384	191	32.134	200	259	26	1:41.557	22.299	157	46.640	188	32.618	199	257
8	1:40.914	22.276	158	46.375	189	32.263	201	259	27	1:42.205	22.738	157	46.760	188	32.707	199	259
9	1:40.965	22.255	158	46.424	190	32.286	199	258	28	1:41.464	22.340	158	46.580	188	32.544	198	258
10	1:40.868	22.301	158	46.583	191	31.984	201	260	29	1:41.404	22.309	158	46.528	188	32.567	199	257
11	1:41.231	22.057	158	46.609	187	32.565	200	258	30	1:41.339	22.287	158	46.543	189	32.509	200	258
12	1:41.612	22.460	158	46.645	189	32.507	198	260	31	1:41.485	22.358	156	46.693	189	32.434	199	257
13	1:41.397	22.208	158	46.635	189	32.554	199	259	32	1:41.324	22.239	157	46.611	189	32.474	200	257
14	1:42.967	22.568	158	47.474	183	32.925	199	260	33	1:41.110	22.268	158	46.508	190	32.334	199	257
15	1:42.032	22.290	158	46.790	186	32.952	199	260	34	1:41.223	22.272	158	46.564	188	32.387	200	258
16	1:40.905	22.211	158	46.571	189	32.123	200	256	35	1:41.497	22.235	158	46.781	188	32.481	199	257
17	1:40.474	22.097	157	46.362	190	32.015	200	257	36	1:41.680	22.340	158	46.716	188	32.624	199	257
18	1:40.563	22.089	157	46.331	189	32.143	199	257	37	1:42.942	22.409	158	47.535	189	32.998	197	257
19	1:40.969	22.297	158	46.529	190	32.143	199	255									

Lap	Time	SE1	SP1	SE2	SP2	SE3	SP3	TSP	Lap	Time	SE1	SP1	SE2	SP2	SE3	SP3	TSP
6	Spengler, DEU / Zanella, CHE								theoretical besttime: 1:40.473								
1	1:49.189	27.815	148	48.130	186	33.244	198	255	19	1:44.589	22.707	156	48.266	186	33.616	196	260
2	1:42.355	22.556	149	47.392	191	32.407	197	258	20	1:42.251	22.655	157	46.830	189	32.766	199	259
3	1:42.410	22.360	156	47.238	188	32.812	199	257	21	1:43.170	23.093	153	46.960	187	33.117	198	259
4	1:41.108	22.375	156	46.545	189	32.188	199	258	22	1:42.384	23.065	158	46.659	189	32.660	199	256
5	1:40.902	22.311	158	46.505	189	32.086	200	257	23	1:42.110	22.405	158	47.125	190	32.580	198	258
6	1:40.724	22.178	157	46.346	189	32.200	200	257	24	1:43.700	22.829	158	48.221	187	32.650	199	258
7	1:40.619	22.087	157	46.492	190	32.040	201	257	25	1:42.052	22.689	157	46.651	187	32.712	200	257
8	1:41.138	22.249	157	46.601	188	32.288	201	258	26	1:42.375	22.714	159	46.911	188	32.750	201	257
9	1:42.474	22.349	157	47.764	188	32.361	200	260	27	1:42.550	22.732	154	47.107	189	32.711	200	257
10	1:41.418	22.422	155	46.688	189	32.308	199	256	28	1:42.587	22.732	159	47.083	185	32.772	198	255
11	1:42.728	22.536	157	47.502	189	32.690	199	260	29	1:43.253	22.799	154	47.637	190	32.817	199	253
12	1:41.295	22.477	156	46.502	189	32.316	200	258	30	1:42.030	22.700	157	46.797	189	32.533	200	255
13	1:41.855	22.416	156	46.662	188	32.777	199	257	31	1:42.639	22.653	159	47.011	188	32.975	199	254
14	1:42.596	22.414	156	47.475	181	32.707	199	257	32	1:42.903	22.713	158	47.189	185	33.001	199	256
15	1:46.245	22.477	158	46.707	188	37.061	58	257	33	1:42.830	22.569	158	47.243	184	33.018	197	255
16	2:42.431	1:22.547	155	47.155	184	32.729	198	256	34	1:43.537	22.952	159	47.670	188	32.915	198	256
17	1:42.222	22.845	153	46.915	189	32.462	199	256	35	1:42.561	22.590	158	47.095	189	32.876	199	256
18	1:43.097	22.589	158	47.563	185	32.945	197	255	36		22.730	158					254

Lap	Time	SE1	SP1	SE2	SP2	SE3	SP3	TSP	Lap	Time	SE1	SP1	SE2	SP2	SE3	SP3	TSP
8	Feller, CHE / Kaffer, DEU								theoretical besttime: 1:40.608								
1	1:50.960	28.480	140	48.885	186	33.595	197	257	20	1:41.072	22.273	158	46.460	191	32.339	201	255
2	1:43.178	22.572	145	47.798	189	32.808	198	257	21	1:41.222	22.221	158	46.492	189	32.509	199	257
3	1:42.529	22.311	157	46.867	189	33.351	199	258	22	1:41.490	22.421	157	46.597	190	32.472	199	257
4	1:41.015	22.228	157	46.358	190	32.429	199	257	23	1:41.288	22.428	159	46.504	191	32.356	198	257
5	1:40.642	22.110	159	46.307	190	32.225	198	257	24	1:41.622	22.318	159	46.627	190	32.677	197	257
6	1:41.934	22.978	157	46.765	190	32.191	199	257	25	1:41.724	22.474	157	46.562	189	32.688	197	257
7	1:40.810	22.234	157	46.328	192	32.248	199	256	26	1:41.558	22.525	158	46.529	189	32.504	199	257
8	1:40.868	22.122	158	46.409	192	32.337	200	258	27	1:41.642	22.528	157	46.508	190	32.606	200	258
9	1:40.975	22.212	158	46.372	191	32.391	198	257	28	1:41.608	22.438	157	46.584	191	32.586	200	257
10	1:42.983	22.311	157	48.015	184	32.657	197	258	29	1:41.527	22.295	156	46.708	189	32.524	201	257
11	1:41.294	22.310	158	46.557	191	32.427	199	259	30	1:41.745	22.445	157	46.630	190	32.670	199	258
12	1:41.228	22.352	158	46.585	192	32.291	199	258	31	1:41.921	22.528	156	46.715	189	32.678	199	258
13	1:41.444	22.342	157	46.603	187	32.499	198	258	32	1:42.296	22.710	155	46.820	189	32.766	197	258
14	1:42.413	22.522	156	46.692	190	33.199	199	258	33	1:42.207	22.464	158	47.000	188	32.743	198	258
15	1:47.119	22.812	157	46.831	190	37.476	58	260	34	1:41.613	22.451	156	46.585	191	32.577	199	257
16	2:41.252	1:22.070	157	46.704	190	32.478	199	256	35	1:41.954	22.479	160	46.725	189	32.750	198	257
17	1:41.597	22.340	156	46.595	191	32.662	199	259	36	1:41.861	22.389	158	46.773	189	32.699	198	255
18	1:41.690	22.473	158	46.831	188	32.386	200	260	37	1:42.129	22.537	157	46.825	189	32.767	197	257
19	1:41.917	22.623	150	46.868	190	32.426	198	260									





ADAC GT Masters



Sector List Race 2

Provisional

DMSB Reg. Nr.: 281/17

Hockenheimring, Length: 4574m

Air temperature: 23.17°C

Track temperature: 28.35°C

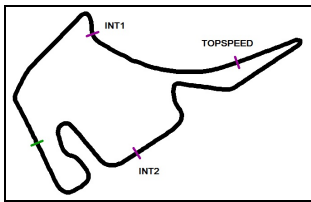
Weather condition: Dry

Sunday, September 24, 2017 13:08:00

Lap	Time	SE1	SP1	SE2	SP2	SE3	SP3	TSP	Lap	Time	SE1	SP1	SE2	SP2	SE3	SP3	TSP
9	Erhart, DEU / Höher, AUT	theoretical besttime: 1:40.823															
1	1:51.891	28.836	145	49.154	188	33.901	198	260	20	1:46.330	22.500	159	46.711	187	37.119	58	257
2	1:46.050	22.702	158	50.376	184	32.972	199	260	21	2:43.456	1:21.645	154	48.161	184	33.650	198	260
3	1:42.070	22.447	158	47.193	190	32.430	200	258	22	1:43.355	23.017	155	47.262	188	33.076	199	258
4	1:41.412	22.299	158	46.676	192	32.437	200	259	23	1:49.698	22.991	153	48.472	188	38.235	59	257
5	1:41.155	22.281	158	46.385	190	32.489	200	258	24	1:56.601	35.425	151	47.707	189	33.469	196	256
6	1:41.171	22.299	157	46.395	191	32.477	199	259	25	1:43.600	23.190	157	47.120	189	33.290	197	256
7	1:41.184	22.224	155	46.444	191	32.516	200	259	26	1:43.467	23.022	155	47.254	189	33.191	198	257
8	1:40.823	22.196	159	46.259	192	32.368	199	260	27	1:43.514	23.021	155	47.073	189	33.420	197	257
9	1:41.147	22.310	157	46.386	191	32.451	199	258	28	1:44.442	23.235	152	47.547	186	33.660	197	255
10	1:41.296	22.320	158	46.489	191	32.487	198	260	29	1:43.966	23.209	155	47.293	189	33.464	196	255
11	1:41.205	22.365	156	46.454	191	32.386	200	258	30	1:43.591	23.158	156	47.203	190	33.230	198	255
12	1:41.456	22.332	157	46.497	190	32.627	200	259	31	1:43.491	23.005	154	47.227	190	33.259	198	255
13	1:41.902	22.686	157	46.692	191	32.524	201	258	32	1:43.981	23.127	155	47.301	189	33.553	197	257
14	1:41.517	22.356	156	46.504	191	32.657	199	258	33	1:43.686	23.023	156	47.388	190	33.275	198	257
15	1:41.959	22.458	157	46.677	189	32.824	200	260	34	1:43.705	23.009	157	47.233	189	33.463	197	256
16	1:41.850	22.365	158	46.740	190	32.745	199	259	35	1:43.989	23.146	156	47.323	190	33.520	197	256
17	1:41.578	22.458	156	46.440	190	32.680	200	259	36	1:44.738	23.236	155	47.607	189	33.895	196	255
18	1:41.576	22.391	158	46.517	192	32.668	199	260	37	1:44.772	23.320	155	47.618	188	33.834	196	255
19	1:41.825	22.379	158	46.609	191	32.837	199	257									

Lap	Time	SE1	SP1	SE2	SP2	SE3	SP3	TSP	Lap	Time	SE1	SP1	SE2	SP2	SE3	SP3	TSP
13	Barth, DEU / Hackländer, DEU	theoretical besttime: 1:40.661															
1	1:53.357	29.049	141	50.518	186	33.790	203	258	20	1:41.962	22.211	163	47.159	190	32.592	204	260
2	1:46.866	22.885	162	50.246	179	33.735	201	262	21	1:41.567	22.375	163	46.498	191	32.694	204	259
3	1:42.595	22.706	162	46.968	190	32.921	202	258	22	1:41.555	22.603	164	46.560	192	32.392	203	260
4	1:41.665	22.645	163	46.517	192	32.503	202	258	23	1:41.551	22.408	165	46.740	192	32.403	202	260
5	1:41.775	22.446	164	46.688	191	32.641	204	258	24	1:41.407	22.422	164	46.620	191	32.365	203	257
6	1:42.295	22.419	164	47.152	189	32.724	204	259	25	1:41.241	22.347	164	46.488	190	32.406	203	257
7	1:41.110	22.389	163	46.369	192	32.352	203	257	26	1:41.131	22.436	162	46.378	191	32.317	205	258
8	1:40.799	22.235	164	46.313	192	32.251	204	258	27	1:41.285	22.314	164	46.577	191	32.394	203	258
9	1:41.168	22.343	163	46.559	192	32.266	204	257	28	1:41.400	22.375	164	46.535	191	32.490	203	257
10	1:41.067	22.327	164	46.410	192	32.330	203	258	29	1:41.413	22.311	162	46.590	190	32.512	203	255
11	1:41.063	22.319	165	46.351	192	32.393	203	258	30	1:41.555	22.389	164	46.650	190	32.516	204	257
12	1:40.888	22.438	164	46.211	193	32.239	204	258	31	1:41.613	22.482	163	46.661	191	32.470	204	257
13	1:41.089	22.370	164	46.331	193	32.388	204	259	32	1:41.590	22.447	163	46.703	191	32.440	204	259
14	1:41.042	22.359	163	46.233	193	32.450	203	258	33	1:41.931	22.420	164	46.691	191	32.820	206	258
15	1:45.742	22.432	164	46.426	193	36.884	59	260	34	1:41.996	22.841	163	46.831	190	32.324	204	258
16	2:40.803	1:21.804	163	46.598	191	32.401	204	259	35	1:41.635	22.370	164	46.609	191	32.656	204	258
17	1:41.429	22.352	163	46.604	190	32.473	204	261	36	1:41.739	22.407	165	46.665	192	32.667	204	255
18	1:41.150	22.296	165	46.518	192	32.336	204	258	37	1:42.095	22.475	163	46.814	191	32.806	202	258
19	1:42.529	22.337	164	47.481	186	32.711	199	257									

Lap	Time	SE1	SP1	SE2	SP2	SE3	SP3	TSP	Lap	Time	SE1	SP1	SE2	SP2	SE3	SP3	TSP
17	Jaminet, FRA / Ammermüller, DEU	theoretical besttime: 1:40.462															
1	1:49.749	27.872	126	48.943	187	32.934	201	258	20	2:40.660	1:21.548	161	46.592	190	32.520	201	261
2	1:43.789	22.359	153	48.757	190	32.673	201	260	21	1:41.262	22.232	161	46.466	191	32.564	202	262
3	1:41.350	22.283	161	46.809	191	32.258	202	262	22	1:41.767	22.336	159	47.010	193	32.421	204	263
4	1:40.882	22.152	160	46.442	191	32.288	202	262	23	1:41.416	22.238	161	46.531	192	32.647	199	260
5	1:41.039	22.128	161	46.550	191	32.361	202	262	24	1:41.152	22.187	161	46.451	192	32.514	203	261
6	1:40.825	22.043	160	46.372	188	32.410	202	261	25	1:41.133	22.219	161	46.535	192	32.379	201	261
7	1:40.800	22.168	160	46.344	191	32.288	202	261	26	1:41.023	22.111	160	46.400	191	32.512	202	261
8	1:40.644	21.980	161	46.377	192	32.287	202	261	27	1:41.583	22.251	160	46.693	190	32.639	203	262
9	1:42.834	22.058	161	48.374	190	32.402	202	264	28	1:41.689	22.347	160	46.856	191	32.486	203	262
10	1:40.978	22.140	156	46.538	190	32.300	203	260	29	1:41.765	22.358	161	46.838	192	32.569	202	260
11	1:41.419	22.322	162	46.862	191	32.235	203	262	30	1:41.482	22.289	161	46.721	192	32.472	203	260
12	1:40.682	21.988	161	46.384	190	32.310	201	260	31	1:41.414	22.279	159	46.700	191	32.435	203	259
13	1:40.936	22.143	161	46.406	191	32.387	202	260	32	1:41.307	22.217	160	46.624	191	32.466	202	260
14	1:41.157	22.267	160	46.527	192	32.363	202	260	33	1:41.414	22.269	161	46.711	192	32.434	203	260
15	1:40.972	22.223	161	46.442	192	32.307	202	260	34	1:41.382	22.206	160	46.645	193	32.531	202	260
16	1:40.995	22.139	161	46.491	193	32.365	201	260	35	1:41.834	22.222	161	46.827	192	32.785	202	260
17	1:40.664	22.182	161	46.295	192	32.187	202	261	36	1:41.616	22.307	162	46.685	191	32.624	203	260
18	1:41.044	22.068	162	46.593	192	32.383	202	260	37	1:42.459	22.467	161	46.977	188	33.015	201	260
19	1:44.897	22.221	162	46.386	193	36.290	57	258									



ADAC GT Masters



Sector List Race 2

Provisional

DMSB Reg. Nr.: 281/17

Hockenheimring, Length: 4574m

Air temperature: 23.17°C

Track temperature: 28.35°C

Weather condition: Dry

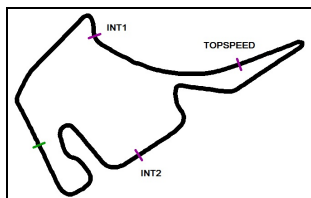
Sunday, September 24, 2017 13:08:00

Lap	Time	SE1	SP1	SE2	SP2	SE3	SP3	TSP	Lap	Time	SE1	SP1	SE2	SP2	SE3	SP3	TSP
18 de Leener, BEL / Friedrich, DEU										theoretical besttime: 1:40.827							
1	1:53.062	29.675	149	49.712	188	33.675	199	257	20	1:42.176	22.691	158	46.823	191	32.662	202	261
2	1:45.485	22.964	159	49.708	183	32.813	202	264	21	1:43.228	22.726	155	47.561	190	32.941	203	258
3	1:41.979	22.516	159	46.846	192	32.617	202	259	22	1:44.522	22.738	155	49.209	188	32.575	204	261
4	1:41.747	22.381	160	47.024	192	32.342	202	261	23	1:41.682	22.155	163	46.678	186	32.849	202	260
5	1:41.037	22.222	160	46.480	191	32.335	202	260	24	1:42.025	22.447	160	46.866	190	32.712	202	260
6	1:41.219	22.325	159	46.577	190	32.317	202	260	25	1:42.011	22.552	163	46.731	190	32.728	204	260
7	1:41.074	22.312	161	46.445	193	32.317	201	259	26	1:42.163	22.505	162	46.742	190	32.916	202	261
8	1:41.065	22.344	160	46.489	193	32.232	200	260	27	1:42.628	22.723	158	46.747	192	33.158	202	260
9	1:41.071	22.233	160	46.581	192	32.257	200	259	28	1:42.400	22.629	158	46.920	189	32.851	201	259
10	1:41.074	22.295	160	46.462	191	32.317	202	260	29	1:43.289	22.621	164	47.766	189	32.902	203	260
11	1:41.181	22.240	161	46.714	191	32.227	202	261	30	1:42.227	22.702	162	46.867	191	32.658	202	260
12	1:41.345	22.306	161	46.580	191	32.459	201	261	31	1:42.189	22.576	163	46.581	192	33.032	202	259
13	1:41.843	22.429	160	46.965	191	32.449	201	260	32	1:42.879	22.741	164	47.402	188	32.736	203	261
14	1:41.604	22.380	161	46.782	192	32.442	202	262	33	1:42.920	22.786	162	47.028	191	33.106	202	261
15	1:46.701	22.412	160	46.717	191	37.572	57	262	34	1:43.617	22.845	161	47.543	190	33.229	202	260
16	2:41.406	1:22.081	159	46.698	191	32.627	203	260	35	1:42.596	22.555	160	47.137	192	32.904	201	260
17	1:43.568	22.306	161	47.674	185	33.588	202	260	36	1:42.396	22.873	150	47.008	192	32.515	204	258
18	1:41.513	22.301	161	46.500	192	32.712	203	259	37	1:41.509	22.358	162	46.454	194	32.697	202	258
19	1:42.343	22.459	156	47.029	187	32.855	202	262									

Lap	Time	SE1	SP1	SE2	SP2	SE3	SP3	TSP	Lap	Time	SE1	SP1	SE2	SP2	SE3	SP3	TSP
19 Perez Companc, ARG / Bortolotti, ITA										theoretical besttime: 1:39.751							
1	1:46.678	26.367	143	47.967	187	32.344	201	253	20	1:44.987	22.118	157	46.401	192	36.468	59	256
2	1:40.914	22.125	158	46.522	192	32.267	200	257	21	2:42.810	1:21.713	151	48.301	187	32.796	196	254
3	1:42.777	22.056	156	48.134	187	32.587	201	258	22	1:41.958	22.542	157	47.071	190	32.345	199	257
4	1:40.268	22.014	157	46.345	193	31.909	201	258	23	1:41.851	22.294	157	47.179	190	32.378	201	258
5	1:40.146	21.908	157	46.300	192	31.938	201	258	24	1:41.987	22.367	158	47.126	188	32.494	199	257
6	1:39.936	21.951	156	46.177	193	31.808	202	258	25	1:41.457	22.473	156	46.604	190	32.380	200	257
7	1:39.779	21.913	158	46.113	191	31.753	202	258	26	1:41.138	22.289	156	46.492	189	32.357	200	257
8	1:40.230	21.885	157	46.256	192	32.089	201	258	27	1:41.326	22.407	158	46.563	189	32.356	200	258
9	1:40.482	22.268	157	46.199	192	32.015	201	258	28	1:41.182	22.298	158	46.532	190	32.352	199	257
10	1:40.454	21.932	157	46.298	192	32.224	199	258	29	1:41.574	22.466	158	46.599	190	32.509	201	257
11	1:40.456	21.988	156	46.462	191	32.006	201	258	30	1:41.197	22.294	157	46.509	191	32.394	201	257
12	1:41.286	22.100	157	46.561	192	32.625	201	258	31	1:41.185	22.213	157	46.644	188	32.328	200	257
13	1:47.724	22.225	157	53.295	190	32.204	201	254	32	1:41.360	22.418	158	46.530	189	32.412	201	257
14	1:40.937	22.210	153	46.677	190	32.050	202	258	33	1:41.283	22.351	158	46.613	191	32.319	202	257
15	1:40.915	22.171	156	46.546	191	32.198	199	258	34	1:41.609	22.277	157	46.730	190	32.602	200	258
16	1:41.058	22.154	158	46.576	191	32.328	200	259	35	1:42.700	22.446	158	47.708	190	32.546	201	257
17	1:40.504	22.045	158	46.395	192	32.064	200	258	36	1:41.842	22.454	158	46.659	190	32.729	200	257
18	1:40.626	22.051	157	46.360	191	32.215	200	257	37	1:42.001	22.514	158	46.699	190	32.788	198	257
19	1:40.576	22.099	157	46.433	192	32.044	201	255									

Lap	Time	SE1	SP1	SE2	SP2	SE3	SP3	TSP	Lap	Time	SE1	SP1	SE2	SP2	SE3	SP3	TSP
20 Sylvest, DNK / Rogivue, CHE										theoretical besttime: 1:40.471							
1	1:52.253	28.641	139	49.885	187	33.727	197	260	20	1:42.299	22.900	159	46.642	192	32.757	201	258
2	1:49.228	22.603	159	52.019	183	34.606	195	248	21	1:43.030	23.044	151	47.018	189	32.968	200	258
3	1:42.577	22.692	159	47.481	187	32.404	199	255	22	1:42.743	23.681	159	46.707	191	32.355	201	258
4	1:41.090	22.291	161	46.534	191	32.265	199	257	23	1:41.996	22.348	159	46.992	189	32.656	199	257
5	1:41.458	22.386	160	46.520	190	32.552	199	257	24	1:42.350	22.598	160	47.512	189	32.240	198	255
6	1:42.892	22.435	160	47.065	187	33.392	200	255	25	1:40.892	22.244	160	46.514	190	32.134	200	254
7	1:41.762	22.386	159	46.723	190	32.653	199	257	26	1:40.660	22.209	159	46.418	192	32.033	200	255
8	1:41.243	22.254	162	46.643	190	32.346	199	257	27	1:40.902	22.292	160	46.497	190	32.113	200	255
9	1:40.792	22.184	159	46.436	192	32.172	198	255	28	1:41.015	22.374	158	46.496	191	32.145	201	255
10	1:40.578	22.201	160	46.358	192	32.019	199	255	29	1:40.698	22.155	160	46.356	192	32.187	202	256
11	1:40.824	22.110	161	46.438	188	32.276	200	257	30	1:41.120	22.325	159	46.564	189	32.231	200	256
12	1:41.210	22.282	161	46.536	192	32.392	200	257	31	1:41.014	22.336	158	46.582	188	32.096	201	257
13	1:42.052	22.997	157	46.690	190	32.365	199	255	32	1:40.961	22.112	160	46.621	191	32.228	202	258
14	1:41.038	22.172	159	46.611	190	32.255	199	256	33	1:41.301	22.355	162	46.727	188	32.219	201	257
15	1:41.010	22.259	159	46.437	191	32.314	198	256	34	1:41.611	22.350	160	46.741	190	32.520	199	261
16	1:41.094	22.329	159	46.496	190	32.269	199	255	35	1:41.431	22.370	159	46.595	190	32.466	201	257
17	1:41.061	22.277	159	46.387	192	32.397	199	256	36	1:41.813	22.498	160	46.787	191	32.528	200	257
18	1:45.683	22.096	160	46.439	191	37.148	54	257	37	1:42.007	22.519	158	46.892	189	32.596	197	257
19	2:41.750	1:21.682	159	46.694	190	33.374	196	256									





ADAC GT Masters



Sector List Race 2

Provisional

Hockenheimring, Length: 4574m

Air temperature: 23.17°C

Track temperature: 28.35°C

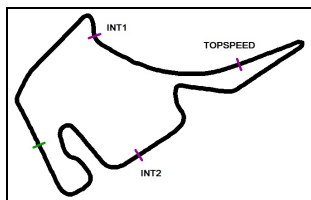
Weather condition: Dry

DMSB Reg. Nr.: 281/17

Sunday, September 24, 2017 13:08:00

Lap	Time	SE1	SP1	SE2	SP2	SE3	SP3	TSP	Lap	Time	SE1	SP1	SE2	SP2	SE3	SP3	TSP
21 Stolz, DEU / Ludwig, DEU									theoretical besttime: 1:40.307								
1	1:48.223	27.342	153	47.931	189	32.950	198	257	20	1:41.183	22.338	158	46.633	190	32.212	201	256
2	1:42.354	22.963	146	46.929	190	32.462	200	254	21	1:41.219	22.390	158	46.561	190	32.268	201	257
3	1:41.669	22.453	157	46.684	191	32.532	198	255	22	1:41.956	22.363	157	46.965	189	32.628	200	255
4	1:41.147	22.318	157	46.606	191	32.223	200	255	23	1:42.195	22.704	159	46.999	189	32.492	199	258
5	1:40.811	22.024	157	46.598	191	32.189	200	255	24	1:41.508	22.416	158	46.785	189	32.307	201	257
6	1:40.749	22.145	157	46.491	191	32.113	200	255	25	1:42.664	22.498	158			200	257	
7	1:40.611	22.028	157	46.482	191	32.101	200	255	26	1:42.413	22.682	159	46.986	191	32.745	201	259
8	1:40.417	21.962	157	46.431	191	32.024	200	255	27	1:42.199	23.168	158	46.836	189	32.195	199	255
9	1:40.499	22.071	158	46.400	191	32.028	200	255	28	1:41.253	22.353	159	46.643	190	32.257	201	254
10	1:40.588	22.102	157	46.474	191	32.012	200	255	29	1:41.229	22.391	160	46.664	190	32.174	201	254
11	1:40.942	22.206	157	46.503	190	32.233	200	254	30	1:41.076	22.320	160	46.592	190	32.164	200	254
12	1:41.189	22.440	158				200	255	31	1:40.988	22.286	159	46.624	190	32.078	201	254
13	1:41.007	22.263	157	46.684	190	32.060	200	255	32	1:41.236	22.456	159	46.542	190	32.238	200	255
14	1:41.105	22.378	153	46.611	191	32.116	199	255	33	1:41.359	22.373	159	46.729	189	32.257	202	256
15	1:41.126	22.238	157	46.648	191	32.240	198	256	34	1:41.442	22.446	158	46.655	190	32.341	201	257
16	1:45.729	22.188	157	46.620	191	36.921	53	255	35	1:41.375	22.331	160	46.799	190	32.245	201	257
17	2:46.036	1:27.231	157	46.754	190	32.051	200	254	36	1:42.461	22.472	160	47.488	187	32.501	200	258
18	1:41.179	22.325	158	46.749	189	32.105	200	255	37	1:42.811	22.597	160	47.525	190	32.689	198	258
19	1:40.768	22.193	158	46.630	189	31.945	201	255									
22 Lips, CHE / Gassner, DEU									theoretical besttime: 1:41.244								
1	2:02.594	39.481	137	49.329	185	33.784	201	254	4	1:41.854	22.426	163	46.923	192	32.505	202	260
2	1:50.247	22.645	163	50.322	183	37.280	199	261	5	1:46.265	22.210	164	46.529	194	37.526	70	260
3	1:44.558	23.179	157	47.945	185	33.434	201	258									
24 Salaquarda, CZE / Winkelhock, DEU									theoretical besttime: 1:40.192								
1	1:48.893	26.319	153	49.364	185	33.210	197	246	20	1:41.388	22.187	155	46.750	188	32.451	200	255
2	1:42.054	22.720	149	46.947	190	32.387	199	260	21	1:41.896	22.363	154	46.883	189	32.650	198	256
3	1:42.379	22.291	152	47.718	187	32.370	199	255	22	1:43.139	22.282	155	47.935	188	32.922	199	256
4	1:40.464	22.028	149	46.500	190	31.936	200	256	23	1:41.904	22.463	155	46.862	188	32.579	199	256
5	1:40.711	22.084	155	46.521	189	32.106	200	257	24	1:41.715	22.353	154	46.803	188	32.559	199	257
6	1:40.863	22.149	155	46.606	188	32.108	200	258	25	1:42.726	22.407	156			198	256	
7	1:40.589	21.939	156	46.586	192	32.064	201	259	26	1:42.505	22.634	152	47.024	188	32.847	199	260
8	1:40.459	22.086	153	46.375	189	31.998	201	257	27	1:45.545	24.228	147	47.984	188	33.333	195	256
9	1:40.667	21.979	154	46.617	189	32.071	200	257	28	1:42.604	22.706	156	47.030	188	32.868	198	256
10	1:40.376	22.050	152	46.448	191	31.878	201	256	29	1:42.255	22.470	155	47.129	189	32.656	198	255
11	1:41.113	22.439	156	46.515	188	32.159	201	257	30	1:42.055	22.546	155	46.910	190	32.599	199	255
12	1:41.280	22.338	156	46.578	190	32.364	200	258	31	1:42.177	22.487	155	47.048	189	32.642	199	254
13	1:41.681	22.276	156	47.054	189	32.351	201	257	32	1:42.170	22.443	154	46.993	188	32.734	199	255
14	1:41.257	22.273	155	46.784	188	32.200	201	258	33	1:43.512	22.427	155	47.511	185	33.574	200	254
15	1:40.983	22.316	155	46.510	187	32.157	199	258	34	1:43.781	23.256	156	47.499	190	33.026	199	262
16	1:45.650	22.229	153	46.659	189	36.762	59	257	35	1:42.763	22.650	156	47.307	189	32.806	201	258
17	2:40.859	1:21.752	155	46.678	190	32.429	199	255	36	1:42.821	22.596	158	47.238	186	32.987	198	257
18	1:42.403	22.461	154	47.504	188	32.438	199	255	37	1:42.407	22.600	157	46.958	190	32.849	198	256
19	1:41.254	22.215	154	46.712	189	32.327	199	255									
25 Ortmann, DEU / Stippler, DEU									theoretical besttime: 1:39.986								
1	1:47.871	26.729	142	48.195	187	32.947	199	256	20	1:41.297	22.499	157	46.540	191	32.258	201	257
2	1:41.462	22.469	155	46.577	188	32.416	196	257	21	1:42.071	22.448	158	47.286	189	32.337	200	255
3	1:41.710	22.192	155	47.042	191	32.476	199	257	22	1:41.481	22.406	155	46.654	191	32.421	198	256
4	1:40.539	22.154	155	46.237	190	32.148	202	258	23	1:41.444	22.402	157	46.553	191	32.489	199	257
5	1:40.205	22.090	155	46.122	191	31.993	201	258	24	1:41.806	22.630	158	46.629	189	32.547	199	257
6	1:40.291	21.994	154	46.193	191	32.104	200	258	25	1:41.661	22.568	157	46.601	189	32.492	200	257
7	1:40.388	22.071	156	46.323	190	31.994	199	259	26	1:41.538	22.361	158	46.591	189	32.586	199	256
8	1:40.399	22.190	156	46.203	192	32.006	200	258	27	1:41.585	22.627	157	46.497	189	32.461	198	257
9	1:40.331	22.222	156	46.221	191	31.888	199	258	28	1:41.385	22.392	157	46.449	190	32.544	199	256
10	1:40.054	21.985	155	46.113	191	31.956	201	258	29	1:41.585	22.422	159	46.596	189	32.567	200	256
11	1:40.415	21.994	156	46.295	190	32.126	201	259	30	1:41.516	22.468	157	46.584	190	32.464	200	256
12	1:40.608	22.191	155	46.197	191	32.220	201	258	31	1:41.118	22.369	158	46.368	191	32.381	201	256
13	1:43.738	22.209	155	49.094	190	32.435	200	260	32	1:41.418	22.377	156	46.612	190	32.429	200	257
14	1:40.618	22.275	155	46.304	191	32.039	200	257	33	1:41.115	22.497	157	46.407	192	32.211	201	257
15	1:40.823	22.157	156	46.460	189	32.206	200	258	34	1:41.247	22.436	158	46.436	189	32.375	200	258





ADAC GT Masters

Sector List Race 2

Provisional



Hockenheimring, Length: 4574m

Air temperature: 23.17°C

Track temperature: 28.35°C

Weather condition: Dry

DMSB Reg. Nr.: 281/17

Sunday, September 24, 2017 13:08:00

Lap	Time	SE1	SP1	SE2	SP2	SE3	SP3	TSP	Lap	Time	SE1	SP1	SE2	SP2	SE3	SP3	TSP
16	1:40.868	22.177	156	46.282	190	32.409	199	257	35	1:41.937	22.462	158	46.739	189	32.736	199	257
17	1:46.031	22.193	154	46.419	190	37.419	58	257	36	1:42.224	22.719	158	46.790	190	32.715	200	256
18	2:41.303	1:21.950	157	46.576	190	32.777	199	255	37	1:42.865	22.699	158	47.180	189	32.986	198	257
19	1:41.309	22.422	156	46.590	190	32.297	199	256									

26 Asch, DEU / Mücke, DEU

theoretical besttime: 1:43.885

1	1:48.550	27.505	154	47.982	188	33.063	199	257	2	2:05.617	22.840	143	54.678	125	48.099	54	252
---	----------	--------	------------	---------------	------------	---------------	------------	------------	---	----------	---------------	------------	--------	-----	--------	----	-----

36 Bachler, AUT / Macdowall, GBR

theoretical besttime: 1:40.984

1	1:52.810	28.710	141	50.250	187	33.850	201	254	20	1:41.327	22.290	160	46.583	188	32.454	201	260
2	1:47.064	22.897	156	50.731	184	33.436	200	260	21	1:41.891	22.269	160	46.949	188	32.673	197	260
3	1:42.393	22.545	159	46.915	190	32.933	200	258	22	1:42.851	22.756	160	46.732	189	33.363	200	258
4	1:41.446	22.445	160	46.394	191	32.607	202	260	23	1:42.298	22.988	158	46.794	190	32.516	201	262
5	1:42.212	22.469	159	46.992	188	32.751	200	260	24	1:42.115	22.739	160	46.745	190	32.631	200	260
6	1:43.320	22.536	158	47.334	188	33.450	201	262	25	1:42.093	22.773	159	46.794	188	32.526	199	259
7	1:41.680	22.405	159	46.640	191	32.635	201	262	26	1:41.703	22.368	155	46.818	190	32.517	202	258
8	1:43.917	22.425	160	48.525	191	32.967	201	260	27	1:41.840	22.530	159	46.775	186	32.535	201	258
9	1:42.019	22.497	160	46.727	192	32.795	199	262	28	1:42.012	22.528	157	46.864	190	32.620	201	258
10	1:42.446	22.509	159	46.997	190	32.940	199	260	29	1:41.795	22.478	157	46.835	191	32.482	202	258
11	1:42.232	22.690	160	46.773	186	32.769	201	258	30	1:41.650	22.488	158	46.648	188	32.514	202	259
12	1:42.060	22.625	161	46.753	187	32.682	200	259	31	1:42.803	22.722	155	47.058	185	33.023	200	257
13	1:42.361	22.556	159	47.032	189	32.773	202	259	32	1:42.451	22.754	158	46.988	189	32.709	201	258
14	1:43.006	22.594	157	46.927	190	33.485	189	261	33	1:41.997	22.534	159	46.716	189	32.747	201	259
15	1:47.533	22.837	158	46.934	190	37.762	57	257	34	1:43.303	22.704	158	47.653	189	32.946	201	259
16	2:42.487	1:23.126	161	46.704	190	32.657	197	262	35	1:42.375	22.453	159	47.011	189	32.911	202	260
17	1:41.696	22.537	159	46.572	186	32.587	201	262	36	1:42.864	22.664	160	47.030	183	33.170	199	258
18	1:41.223	22.239	159	46.633	190	32.351	201	258	37	1:42.962	22.737	157	47.085	188	33.140	199	258
19	1:41.302	22.269	160	46.508	189	32.525	202	259									

42 Catsburg, NLD / Eng, AUT

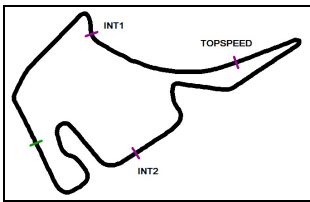
theoretical besttime: 1:39.451

1	1:42.826	24.365	156	46.599	188	31.862	204	255	20	1:41.475	22.353	158	46.646	192	32.476	201	257
2	1:39.908	21.976	157	46.259	194	31.673	203	255	21	1:41.595	22.272	156	46.864	190	32.459	202	258
3	1:41.455	21.874	160	47.462	190	32.119	202	257	22	1:41.417	22.254	157	46.815	192	32.348	202	258
4	1:39.722	21.889	160	46.102	194	31.731	202	257	23	1:41.528	22.194	158	46.851	192	32.483	201	258
5	1:39.470	21.811	160	46.121	194	31.538	202	256	24	1:41.335	22.357	159	46.710	192	32.268	201	258
6	1:39.787	21.934	158	46.163	194	31.690	203	257	25	1:41.414	22.200	158	46.832	191	32.382	201	258
7	1:40.137	22.244	160	46.234	194	31.659	203	257	26	1:41.612	22.297	158	46.777	192	32.538	200	257
8	1:39.638	21.933	159	46.128	195	31.577	203	256	27	1:41.495	22.250	157	46.793	190	32.452	202	258
9	1:39.725	21.917	159	46.177	193	31.631	202	257	28	1:41.968	22.404	156	46.930	191	32.634	201	257
10	1:39.915	21.951	158	46.235	194	31.729	202	257	29	1:41.627	22.263	159	46.753	191	32.611	201	257
11	1:40.062	22.001	158	46.271	194	31.790	202	257	30	1:41.646	22.346	157	46.690	191	32.610	201	257
12	1:40.043	21.924	160	46.302	194	31.817	202	257	31	1:41.733	22.426	157	46.705	190	32.602	201	257
13	1:39.989	21.975	159	46.287	194	31.727	203	257	32	1:41.757	22.322	158	46.829	190	32.606	202	258
14	1:40.327	22.048	159	46.352	194	31.927	202	257	33	1:41.865	22.301	158	46.864	192	32.700	202	258
15	1:40.246	21.975	157	46.413	192	31.858	202	258	34	1:41.548	22.277	159	46.758	191	32.513	202	258
16	1:40.481	22.077	159	46.487	194	31.917	202	258	35	1:41.892	22.395	158	46.777	192	32.720	201	258
17	1:40.649	22.034	158	46.494	190	32.121	202	262	36	1:43.619	22.409	157	47.870	183	33.340	201	263
18	1:45.855	22.114	153	46.606	191	37.135	55	261	37	1:44.852	23.393	155	48.480	189	32.979	201	258
19	2:42.008	1:22.581	154	46.906	192	32.521	201	257									

48 Dontje, NLD / Kirchhöfer, DEU

theoretical besttime: 1:40.484

1	1:50.118	28.095	140	48.851	185	33.172	201	252	20	1:45.285	22.392	158	46.546	191	36.347	59	255
2	1:42.554	22.550	150	47.620	190	32.384	199	257	21	2:41.679	1:22.426	159	46.803	189	32.450	199	255
3	1:44.606	22.403	158	48.139	185	34.064	198	254	22	1:41.437	22.352	159	46.719	188	32.366	199	255
4	1:41.558	22.657	157	46.593	189	32.308	199	256	23	1:41.368	22.427	159	46.554	189	32.387	199	257
5	1:40.809	22.228	158	46.431	190	32.150	199	255	24	1:41.453	22.406	160	46.624	189	32.423	199	257
6	1:41.318	22.411	160	46.736	190	32.171	201	254	25	1:41.510	22.524	160	46.760	189	32.226	199	256
7	1:40.891	22.378	158	46.433	190	32.080	201	256	26	1:41.426	22.458	159	46.642	188	32.326	199	255
8	1:40.863	22.280	158	46.434	191	32.149	199	255	27	1:42.036	22.540	160	46.928	189	32.568	201	256
9	1:41.071	22.345	157	46.581	190	32.145	201	255	28	1:41.510	22.437	159	46.692	189	32.381	199	255
10	1:40.970	22.316	159	46.545	191	32.109	200	255	29	1:41.464	22.406	159	46.639	189	32.419	198	255
11	1:41.005	22.324	158	46.403	190	32.278	201	255	30	1:41.363	22.468	161	46.655	190	32.240	200	255
12	1:41.393	22.450	160	46.605	191	32.338	199	257	31	1:41.116	22.282	159	46.650	189	32.184	201	255



ADAC GT Masters

Sector List Race 2

Provisional



Hockenheimring, Length: 4574m

Air temperature: 23.17°C

Track temperature: 28.35°C

Weather condition: Dry

DMSB Reg. Nr.: 281/17

Sunday, September 24, 2017 13:08:00

Lap	Time	SE1	SP1	SE2	SP2	SE3	SP3	TSP	Lap	Time	SE1	SP1	SE2	SP2	SE3	SP3	TSP
13	1:41.505	22.620	158	46.562	190	32.323	200	256	32	1:41.372	22.382	160	46.607	188	32.383	199	255
14	1:42.989	22.630	160	47.048	191	33.311	200	257	33	1:41.288	22.313	158	46.752	189	32.223	200	255
15	1:41.926	22.330	159	46.740	191	32.856	200	257	34	1:41.433	22.292	160	46.681	189	32.460	199	256
16	1:41.352	22.555	158	46.577	190	32.220	200	255	35	1:41.620	22.528	160	46.732	190	32.360	200	255
17	1:40.924	22.429	159	46.466	191	32.029	201	255	36	1:41.857	22.554	160	46.676	189	32.627	200	255
18	1:40.503	22.245	160	46.267	192	31.991	202	256	37	1:42.016	22.373	160	46.815	189	32.828	199	255
19	1:40.786	22.249	159	46.548	191	31.989	200	254									

50 Frey, CHE / Geipel, DEU

theoretical besttime: 1:40.622

1	1:52.416	29.255	138	49.497	187	33.664	199	260	20	1:41.061	22.420	158	46.318	191	32.323	200	260
2	1:44.607	22.828	157	49.143	184	32.636	201	258	21	1:42.842	22.485	159	47.665	187	32.692	201	262
3	1:42.087	22.578	155	47.088	188	32.421	201	256	22	1:41.544	22.384	157	46.622	190	32.538	200	257
4	1:41.139	22.299	158	46.641	190	32.199	199	258	23	1:42.815	22.401	159	47.545	189	32.869	200	258
5	1:41.088	22.278	158	46.544	190	32.266	200	258	24	1:41.779	22.391	159	46.828	188	32.560	200	259
6	1:40.986	22.273	156	46.554	190	32.159	200	257	25	1:41.620	22.499	159	46.611	190	32.510	200	258
7	1:41.231	22.423	158	46.581	191	32.227	199	258	26	1:41.430	22.393	158	46.599	189	32.438	200	258
8	1:40.845	22.183	158	46.541	189	32.121	198	258	27	1:41.442	22.287	159	46.552	188	32.603	200	258
9	1:40.967	22.187	157	46.580	189	32.200	199	259	28	1:41.452	22.373	160	46.613	190	32.466	201	258
10	1:41.274	22.287	157	46.491	190	32.496	199	260	29	1:41.272	22.394	158	46.539	189	32.339	202	257
11	1:41.673	22.496	156	46.787	188	32.390	199	260	30	1:41.248	22.470	159	46.420	189	32.358	199	257
12	1:41.348	22.212	157	46.695	187	32.441	199	260	31	1:41.350	22.476	158	46.441	190	32.433	200	257
13	1:41.312	22.333	158	46.503	190	32.476	198	259	32	1:41.296	22.334	158	46.418	189	32.544	200	258
14	1:41.735	22.407	158	46.641	191	32.687	201	258	33	1:42.700	22.570	158	47.532	190	32.598	198	260
15	1:47.417	22.866	158	46.982	189	37.569	57	258	34	1:42.025	22.479	159	46.563	189	32.983	200	259
16	2:41.420	1:22.329	157	46.475	190	32.616	199	258	35	1:41.765	22.650	159	46.475	189	32.640	200	263
17	1:41.350	22.286	158	46.587	191	32.477	200	260	36	1:42.322	22.651	157	46.899	189	32.772	200	257
18	1:42.176	22.479	160	46.648	189	33.049	200	258	37	1:42.310	22.655	160	46.905	189	32.750	199	258
19	1:42.642	22.605	160	47.420	189	32.617	199	261									

63 Ineichen, CHE / Engelhart, DEU

theoretical besttime: 1:39.368

1	1:44.049	25.082	148	47.016	190	31.951	202	252	20	1:41.485	22.457	155	46.536	190	32.492	200	257
2	1:40.276	21.919	158	46.429	192	31.928	202	255	21	1:41.604	22.285	156	46.727	188	32.592	201	257
3	1:40.985	21.990	158	46.755	190	32.240	202	254	22	1:41.504	22.430	157	46.598	189	32.476	198	257
4	1:40.157	22.154	158	46.246	191	31.757	202	257	23	1:41.366	22.309	156	46.541	188	32.516	201	256
5	1:39.428	21.854	157	46.040	192	31.534	202	256	24	1:41.830	22.436	157	46.912	187	32.482	201	257
6	1:39.641	22.014	156	46.036	191	31.591	202	258	25	1:41.241	22.350	158	46.407	189	32.484	200	257
7	1:39.809	21.961	160	45.998	193	31.850	202	257	26	1:41.500	22.290	157	46.591	187	32.619	200	257
8	1:39.531	21.917	159	45.993	192	31.621	202	257	27	1:41.473	22.304	156	46.571	187	32.598	200	257
9	1:39.667	21.841	159	46.061	192	31.765	202	257	28	1:41.958	22.300	158	46.971	188	32.687	201	257
10	1:39.839	21.921	159	46.047	191	31.871	202	255	29	1:43.391	22.650	157	47.992	189	32.749	200	255
11	1:40.065	22.097	159	46.158	191	31.810	202	256	30	1:41.392	22.336	156	46.489	187	32.567	201	257
12	1:40.096	22.010	157	46.162	191	31.924	202	255	31	1:42.342	22.529	157	46.886	183	32.927	199	257
13	1:40.048	22.007	158	46.186	191	31.855	201	254	32	1:41.704	22.388	158	46.751	189	32.565	201	255
14	1:40.053	22.101	159	46.112	192	31.840	202	257	33	1:42.369	22.515	157	46.922	189	32.932	200	255
15	1:40.265	22.148	160	46.204	191	31.913	202	260	34	1:42.156	22.526	157	46.822	189	32.808	201	257
16	1:40.354	22.055	160	46.334	191	31.965	201	258	35	1:41.824	22.401	158	46.579	189	32.844	202	257
17	1:44.858	22.121	158	46.364	192	36.373	59	259	36	1:42.207	22.555	155	46.736	188	32.916	199	252
18	2:41.123	1:21.855	155	46.794	187	32.474	202	256	37	1:44.186	22.464	158	47.748	185	33.974	198	257
19	1:42.319	22.915	152	46.995	190	32.409	199	255									

66 Judek, DEU / Lindholm, FIN

theoretical besttime: 1:40.869

1	1:53.794	29.842	145	50.245	180	33.707	200	264	15	1:41.675	22.512	160	46.560	190	32.603	200	258
2	1:47.401	22.759	156	50.153	181	34.489	198	261	16	1:41.658	22.412	154	46.692	191	32.554	199	258
3	1:43.862	22.754	149	48.018	184	33.090	198	254	17	1:41.304	22.363	160	46.474	191	32.467	198	258
4	1:41.682	22.442	160	46.578	190	32.662	200	259	18	1:41.518	22.455	159	46.590	192	32.473	201	258
5	1:41.623	22.366	158	46.533	190	32.724	198	258	19	1:48.082	22.390	159	46.762	189	38.930	53	255
6	1:41.712	22.393	158	46.558	190	32.761	200	258	20	2:43.727	1:22.400	159	47.402	188	33.925	197	257
7	1:41.919	22.515	157	46.632	190	32.772	199	258	21	1:44.812	23.571	158	47.379	189	33.862	197	257
8	1:41.605	22.533	158	46.701	190	32.371	201	259	22	1:44.701	23.285	159	47.512	189	33.904	196	256
9	1:41.561	22.463	159	46.600	191	32.498	200	258	23	1:44.598	23.030	159	47.943	189	33.625	197	258
10	1:40.925	22.204	159	46.405	190	32.316	200	258	24	1:44.079	23.253	159	47.249	189	33.577	198	257
11	1:41.196	22.376	158	46.462	190	32.358	200	258	25	1:42.981	22.860	160	46.868	189	33.253	199	258
12	1:41.162	22.203	159	46.568	190	32.391	200	258	26	1:43.261	22.910	158	46.879	189	33.472	199	258



ADAC GT Masters

Sector List Race 2

Provisional



Hockenheimring, Length: 4574m

Air temperature: 23.17°C

Track temperature: 28.35°C

Weather condition: Dry

DMSB Reg. Nr.: 281/17

Sunday, September 24, 2017 13:08:00

Lap	Time	SE1	SP1	SE2	SP2	SE3	SP3	TSP	Lap	Time	SE1	SP1	SE2	SP2	SE3	SP3	TSP
13	1:41.407	22.449	159	46.350	190	32.608	199	258	27	1:42.863	22.755	160	46.859	189	33.249	198	258
14	1:41.651	22.410	159	46.646	190	32.595	199	258	28	1:48.760	22.965	158	46.981	188	38.814	53	257

77 Gounon, FRA / Keilwitz, DEU

theoretical besttime: 1:39.836

1	1:47.127	27.133	154	47.329	191	32.665	205	255	20	1:40.454	22.035	165	46.240	190	32.179	203	255
2	1:40.839	22.222	163	46.308	193	32.309	204	257	21	1:40.625	22.186	165	46.301	190	32.138	204	258
3	1:40.901	22.056	164	46.710	192	32.135	205	260	22	1:40.800	22.047	164	46.528	191	32.225	203	258
4	1:40.424	21.909	163	46.511	187	32.004	204	255	23	1:40.840	22.148	165	46.425	192	32.267	201	258
5	1:40.075	21.942	165	46.203	190	31.930	205	258	24	1:40.709	21.999	166	46.395	191	32.315	203	258
6	1:39.872	21.877	164	46.188	192	31.807	205	259	25	1:40.773	22.128	165	46.357	192	32.288	202	255
7	1:40.251	22.030	164	46.239	190	31.982	204	259	26	1:41.083	22.263	166	46.522	191	32.298	202	258
8	1:40.892	21.963	164	46.416	194	32.513	204	259	27	1:40.613	22.200	166	46.152	193	32.261	204	258
9	1:40.183	22.106	164	46.178	194	31.899	204	258	28	1:41.143	22.165	165	46.503	191	32.475	201	260
10	1:40.612	21.989	164	46.502	191	32.121	204	258	29	1:41.631	22.431	166	46.720	191	32.480	205	260
11	1:40.319	22.009	164	46.382	191	31.928	205	257	30	1:41.622	22.380	166	46.592	188	32.650	204	261
12	1:41.017	22.028	164	46.752	191	32.237	204	259	31	1:41.914	22.301	165	46.687	187	32.926	203	261
13	1:40.392	22.053	162	46.305	193	32.034	203	257	32	1:41.805	22.724	164	46.643	191	32.438	204	260
14	1:40.887	22.166	164	46.508	192	32.213	204	255	33	1:42.250	22.543	166	46.889	190	32.818	202	263
15	1:40.631	22.096	165	46.366	192	32.169	201	257	34	1:42.214	22.724	166	46.896	190	32.594	203	262
16	1:40.663	22.119	164	46.448	193	32.096	204	257	35	1:41.778	22.508	166	46.775	192	32.495	204	265
17	1:40.987	22.292	164	46.460	190	32.235	203	258	36	1:42.249	22.535	163	47.114	186	32.600	200	257
18	1:45.286	22.092	165	46.483	190	36.711	59	258	37	1:45.753	22.661	165	47.267	190	35.825	201	262
19	2:40.345	1:21.670	165	46.428	190	32.247	202	256									

84 Assenheimer, DEU / Götz, DEU

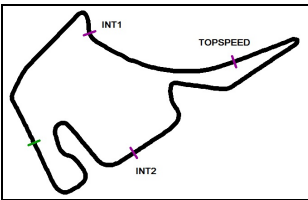
theoretical besttime: 1:40.871

1	1:51.297	28.275	142	48.948	186	34.074	199	252	12	1:41.291	22.347	157	46.690	191	32.254	201	257
2	1:44.177	22.726	145	49.106	191	32.345	201	257	13	1:41.210	22.288	159	46.680	192	32.242	201	257
3	1:42.707	22.471	158	47.937	189	32.299	199	257	14	1:42.142	22.570	159	46.717	190	32.855	200	258
4	1:41.265	22.409	157	46.606	190	32.250	200	257	15	1:42.842	22.901	159	47.072	190	32.869	199	257
5	1:40.929	22.213	158	46.625	190	32.091	201	257	16	1:41.649	22.429	154	46.955	191	32.265	199	255
6	1:41.280	22.261	158	46.785	191	32.234	199	254	17	1:41.163	22.316	158	46.567	190	32.280	199	257
7	1:41.033	22.237	159	46.587	191	32.209	201	258	18	1:45.878	22.313	159	46.620	190	36.945	59	256
8	1:41.008	22.237	158	46.633	191	32.138	199	257	19	2:42.981	1:22.516	154	47.625	188	32.840	198	255
9	1:40.927	22.232	158	46.576	191	32.119	200	256	20	1:44.083	22.927	158	47.890	186	33.266	199	255
10	1:41.538	22.326	158	46.728	191	32.484	200	256	21	1:53.516	22.752	151	47.119	188	43.645	59	257
11	1:41.579	22.627	157	46.685	190	32.267	200	257									

99 Renauer, DEU / Müller, DEU

theoretical besttime: 1:39.710

1	1:44.795	25.933	152	46.728	192	32.134	201	255	20	1:45.371	22.217	158	46.459	191	36.695	57	262
2	1:40.402	22.217	158	46.164	192	32.021	202	258	21	2:41.953	1:23.163	160	46.425	191	32.365	202	259
3	1:41.487	22.176	160	47.232	190	32.079	204	259	22	1:41.199	22.353	158	46.595	194	32.251	204	259
4	1:40.222	22.148	159	46.186	192	31.888	205	259	23	1:40.920	22.241	159	46.387	193	32.292	203	260
5	1:40.075	22.007	158	46.169	191	31.899	201	258	24	1:41.176	22.347	158	46.533	192	32.296	204	258
6	1:40.063	22.061	159	46.182	192	31.820	204	259	25	1:41.444	22.407	160	46.669	192	32.368	203	260
7	1:39.764	21.985	159	45.983	192	31.796	203	259	26	1:41.072	22.148	159	46.543	191	32.381	203	260
8	1:39.949	22.027	158	46.148	191	31.774	204	259	27	1:41.637	22.615	160	46.476	192	32.546	202	260
9	1:40.063	22.078	157	46.160	192	31.825	204	258	28	1:41.568	22.392	160	46.690	189	32.486	204	260
10	1:39.934	21.953	158	46.094	190	31.887	202	258	29	1:41.891	22.710	163	46.899	190	32.282	203	259
11	1:40.051	22.142	157	46.078	192	31.831	204	258	30	1:41.131	22.376	159	46.351	193	32.404	201	260
12	1:40.316	22.120	158	46.306	191	31.890	202	259	31	1:41.684	22.642	160	46.639	191	32.403	204	260
13	1:40.413	22.179	157	46.361	193	31.873	203	258	32	1:41.892	22.469	160	46.726	192	32.697	202	260
14	1:40.205	22.113	159	46.217	191	31.875	204	259	33	1:41.646	22.382	159	46.826	193	32.438	204	260
15	1:40.410	22.184	160	46.323	190	31.903	203	260	34	1:41.766	22.637	161	46.602	191	32.527	203	260
16	1:40.638	22.210	158	46.387	193	32.041	201	259	35	1:41.772	22.477	160	46.653	191	32.642	204	261
17	1:40.438	22.066	157	46.295	190	32.077	202	260	36	1:43.444	22.354	161	47.870	185	33.220	202	263
18	1:40.479	22.137	159	46.346	189	31.996	204	260	37	1:53.896	23.167	156	57.999	192	32.730	202	259
19	1:40.583	22.163	159	46.372	191	32.048	202	260									



ADAC GT Masters

Lap Chart Race 2

Provisional



Hockenheimring, Length: 4574 m

Sunday, September 24, 2017 13:08:00

L/P	1	2	3	4	5	6	7	8	9	10	11	12	13	14	15	16	17	18	19	20	21	22	23	24	25	26	27	28	29	30	31	32	33	34	35	36	37	38	39	40	41	42	43	44	45		
LAP 36	42	99	63	77	2	25	19	17	1	21	4	48	8	13	20	50	24	18	36	3	9																										
LAP 37	42	63	77	2	99	25	19	17	1	21	4	48	8	13	20	50	24	18	36	3	9																										

.. - PIT STOP ' - LAP BEHIND



ADAC GT Masters

Top speed list Race 2

Provisional



Hockenheimring, Length: 4574m

Air temperature: 23.17°C

Track temperature: 28.35°C

Weather condition: Dry

DMSB Reg. Nr.: 281/17

Sunday, September 24, 2017 13:08:00

#	Name (NAT)	Team	Car name	Speed	Lap	Race time
77	Jules Gounon (FRA)	Callaway Competition (DEU)	Corvette C7 GT3	265.35	35	58:55.336
66	Emil Lindholm (FIN)	ADAC NSA / Attempto Racing Team (DEU)	Lamborghini Huracan GT3	264.05	1	43.014
18	Christopher Friedrich (DEU)	KÜS TEAM75 Bernhard (DEU)	Porsche 911 GT3 R	264.05	2	2:28.882
17	Michael Ammermüller (DEU)	KÜS TEAM75 Bernhard (DEU)	Porsche 911 GT3 R	264.05	9	14:13.813
50	Rahel Frey (CHE)	YACO Racing (DEU)	Audi R8 LMS	263.41	35	59:29.015
42	Nick Catsburg (NLD)	BMW Team Schnitzer (DEU)	BMW M6 GT3	263.41	36	1:00:33.339
99	Robert Renauer (DEU)	Precote Herberth Motorsport (DEU)	Porsche 911 GT3 R	263.41	36	1:00:33.449
13	Maximilian Hackländer (DEU)	RWT Racing (AUT)	Corvette C7 GT3	262.77	2	2:29.015
36	Klaus Bachler (AUT)	Schütz Motorsport (DEU)	Porsche 911 GT3 R	262.77	23	39:25.027
24	Filip Salaquarda (CZE)	BWT Mücke Motorsport (DEU)	Audi R8 LMS	262.13	34	57:45.561
22	Marc Gassner (DEU)	MRS GT-Racing (DEU)	Nissan GT-R NISMO GT3	261.50	2	2:37.964
20	Nicolai Sylvest (DNK)	Team Zakspeed (DEU)	Mercedes-AMG GT3	261.50	34	57:45.671
9	Christopher Höher (AUT)	Audi Sport racing academy (DEU)	Audi R8 LMS	260.86	1	41.991
6	Christopher Zanella (CHE)	HB Racing WDS Bau (AUT)	Lamborghini Huracan GT3	260.86	9	14:13.743
4	Patric Niederhauser (CHE)	Aust Motorsport (DEU)	Audi R8 LMS	260.86	12	19:20.694
63	Christian Engelhart (DEU)	GRT Grasser-Racing-Team (AUT)	Lamborghini Huracan GT3	260.86	15	23:58.684
8	Pierre Kaffer (DEU)	Audi Sport racing academy (DEU)	Audi R8 LMS	260.86	15	24:28.022
25	Frank Stippler (DEU)	BWT Mücke Motorsport (DEU)	Audi R8 LMS	260.24	13	20:49.382
3	Markus Pommer (DEU)	Aust Motorsport (DEU)	Audi R8 LMS	260.24	37	1:03:16.326
1	Christopher Mies (DEU)	Montaplast by Land-Motorsport (DEU)	Audi R8 LMS	259.61	12	19:07.766
19	Mirko Bortolotti (ITA)	GRT Grasser-Racing-Team (AUT)	Lamborghini Huracan GT3	259.61	16	25:58.034
21	Luca Stolz (DEU)	Team Zakspeed (DEU)	Mercedes-AMG GT3	259.61	26	44:02.404
84	Maximilian Götz (DEU)	Mercedes-AMG Team HTP Motorsport (DEU)	Mercedes-AMG GT3	258.99	14	22:45.680
2	Christopher Haase (DEU)	Montaplast by Land-Motorsport (DEU)	Audi R8 LMS	258.37	17	27:31.072
48	Marvin Kirchhöfer (DEU)	Mercedes-AMG Team HTP Motorsport (DEU)	Mercedes-AMG GT3	257.75	2	2:25.848
26	Stefan Mücke (DEU)	BWT Mücke Motorsport (DEU)	Mercedes-AMG GT3	257.14	1	40.689