

Silverstone International GT Open Qualifying - 1

Results

02/09/2017

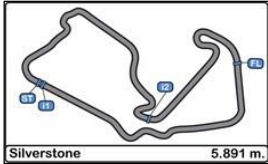
Ord.	N°	Entrant / Team	Nat.	Driver	Nat.	St.	Driver 2	Nat.	St.	Vehicle	Cat.	Cl.	Laps	Best	Time	Gap	Interval	Km/h
1	54	Emil Frey Lexus Racing	CHE	<u>Albert Costa</u>	ESP	Gold	Philipp Frommenwiler	CHE	Silver	Lexus RC F GT3	PRO	1°	4	3	1'57.765			180.084
2	63	Imperiale Racing	ITA	Giovanni Venturini	ITA	Gold	<u>Marco Mapelli</u>	ITA	Gold	Lamborghini Huracan GT3	PRO	2°	9	5	1'57.977	0"212	0"212	179.760
3	20	SPS Automotive Performance	DEU	Valentin Pierburg	DEU	Bronze	<u>Tom Onslow-Cole</u>	GBR	Gold	Mercedes AMG GT3	PROAM	1°	11	8	1'58.335	0"570	0"358	179.217
4	30	Lee Mowle	GBR	Ryan Ratcliffe	GBR	Silver	<u>Phil Keen</u>	GBR	Gold	Mercedes AMG GT3	PRO	3°	12	11	1'58.655	0"890	0"320	178.733
5	22	Shaun Balfe / Balfe Motorsport	GBR	Shaun Balfe	GBR	Bronze	<u>Rob Bell</u>	GBR	Platinum	McLaren 650 S GT3 2015	PROAM	2°	11	9	1'58.678	0"913	0"023	178.699
6	55	Farnbacher Racing	DEU	Dominik Farnbacher	DEU	Gold	<u>Mario Farnbacher</u>	DEU	Silver	Lexus RC F GT3	PRO	4°	5	4	1'58.811	1"046	0"133	178.499
7	65	RACE / BMW Team Teo Martin	ESP	<u>Victor Bouveng</u>	SWE	Silver	Fran Rueda	ESP	Silver	BMW M6 GT3	PRO	5°	7	4	1'58.927	1"162	0"116	178.325
8	51	RACE / BMW Team Teo Martin	ESP	<u>Lourenço Beirão da Veiga</u>	PRT	Silver	António Félix da Costa	PRT	Gold	BMW M6 GT3	PRO	6°	12	8	1'58.951	1"186	0"024	178.289
9	39	Nigel Mustill / Wessex Vehicles	GBR	<u>Craig Dolby</u>	GBR	Gold	Riki Christodoulou	GBR	Silver	Lamborghini Gallardo Rex GT3	PRO	7°	6	5	1'59.004	1"239	0"053	178.209
10	1	Imperiale Racing	ITA	<u>Thomas Biagi</u>	ITA	Gold	Raffaele Gianmaria	ITA	Gold	Lamborghini Huracan GT3	PRO	8°	9	8	1'59.081	1"316	0"077	178.094
11	8	AF Corse	ITA	Piergiuseppe Perazzini	ITA	Bronze	<u>Marco Cioci</u>	ITA	Gold	Ferrari 488 GT3	PROAM	3°	10	9	1'59.143	1"378	0"062	178.001
12	7	Solaris Motorsport	ITA	<u>Francesco Sini</u>	ITA	Gold	Mauro Calamia	CHE	Silver	Aston Martin Vantage GT3	PRO	9°	10	3	1'59.334	1"569	0"191	177.716
13	11	Ratón Racing	ITA	<u>Edoardo Liberati</u>	ITA	Silver	Kang Ling	CHN	Silver	Lamborghini Huracan GT3	PRO	10°	10	8	1'59.432	1"667	0"098	177.571
14	23	Imperiale Racing	ITA	Vito Postiglione	ITA	Gold	<u>Andrea Fontana</u>	ITA	Silver	Lamborghini Huracan GT3	PRO	11°	5	4	1'59.949	2"184	0"517	176.805
15	488	Spirit of Race	CHE	<u>Miguel Ramos</u>	PRT	Silver	Mikkel Mac	DNK	Gold	Ferrari 488 GT3	PRO	12°	12	7	2'00.199	2"434	0"250	176.437
16	10	Jordan Racing	GBR	<u>Jordan Witt</u>	GBR	Bronze	Michael Meadows	GBR	Gold	Bentley GT3	PROAM	4°	5	2	2'00.364	2"599	0"165	176.196
17	99	Sports and You	PRT	Manuel Da Costa	PRT	Bronze	<u>Miguel Sardinha</u>	PRT	Bronze	Mercedes AMG GT3	AM	1°	9	4	2'01.029	3"264	0"665	175.227
18	555	FFF Racing Team by ACM	CHN	<u>Hiroshi Hamaguchi</u>	JPN	Bronze	Vitantonio Liuzzi	ITA	Platinum	Lamborghini Huracan GT3	PROAM	5°	8	7	2'01.042	3"277	0"013	175.209
19	88	Garage 59	GBR	<u>Alexander West</u>	SWE	Bronze	Côme Ledogar	FRA	Platinum	McLaren 650 S GT3 2015	PROAM	6°	6	3	2'01.357	3"592	0"315	174.754
20	48	Spirit of Race / Kaspersky Motorsport	CHE	<u>Alex Moiseev</u>	RUS	Bronze	Davide Rizzo	ITA	Bronze	Ferrari 488 GT3	AM	2°	11	9	2'01.460	3"695	0"103	174.606
21	74	MS Racing	AUT	<u>Alexander Hrachowina</u>	AUT	Bronze	Martin Konrad	AUT	Bronze	Mercedes AMG GT3	AM	3°	3	2	2'01.781	4"016	0"321	174.145
22	12	Sports and You	PRT	<u>Marcio Basso</u>	BRA	Bronze	Nonô Figueiredo	BRA	Bronze	Mercedes AMG GT3	AM	4°	12	11	2'02.057	4"292	0"276	173.752
23	25	FF Corse	GBR	<u>Ivor Dunbar</u>	GBR	Bronze	Johnny Mowlem	GBR	Gold	Ferrari 488 GT3	PROAM	7°	14	13	2'05.907	8"142	3"850	168.439
24	16	Drivex School	ESP	<u>Marcelo Hahn</u>	BRA	Bronze	Allam Khodair	BRA	Gold	Mercedes AMG GT3	PROAM	8°	4	4	2'09.159	11"394	3"252	164.198

CAR 16 LAP TIME DELETED 2:04.077

Published at:.....

Track Status **DRY**

Stewards:	Race Director:	Timekeeper:
------------------	-----------------------	------------------------



Silverstone International GT Open Qualifying - 1

Lap Analysis

02/09/2017

Number	1			7			8			10			11			
	Lap	Lap Time	Partial	Speed	Lap Time	Partial	Speed	Lap Time	Partial	Speed	Lap Time	Partial	Speed	Lap Time	Partial	Speed
1 ^a - 1	0'36.034	0'36.034		248.276	0'36.132	0'36.132	251.163	0'35.915	0'35.915	244.898	0'35.935	0'35.935	250.001	0'36.052	0'36.052	247.140
1 ^a - 2	1'28.022	0'51.988	Biagi		1'29.091	0'52.959	Sini	1'28.243	0'52.328	Cioci	1'28.734	0'52.799	Witt	1'29.298	0'53.246	Liberati
1 ^a - 3	1'59.591	0'31.569			2'00.490	0'31.399		1'59.506	0'31.263		2'00.364	0'31.630		2'00.774	0'31.476	
2 ^a - 1	0'35.742	0'35.742	246.576	0'35.693	0'35.693	252.928	0'35.535	0'35.535	246.576	0'36.124	0'36.124	246.576	0'35.823	0'35.823	247.140	
2 ^a - 2	1'27.815	0'52.073	Biagi		1'28.174	0'52.481	Sini	1'27.889	0'52.354	Cioci	1'29.211	0'53.087	Witt	1'28.346	0'52.523	Liberati
2 ^a - 3	1'59.369	0'31.554			1'59.334	0'31.160		1'59.231	0'31.342		2'00.839	0'31.628		1'59.795	0'31.449	
3 ^a - 1	0'35.847	0'35.847	248.276	0'35.871	0'35.871	252.928	0'35.903	0'35.903	245.455	0'35.774	0'35.774	250.000	0'36.023	0'36.023	247.140	
3 ^a - 2	1'29.284	0'53.437	Biagi		1'28.280	0'52.409	Sini	1'31.176	0'55.273	Cioci	1'29.078	0'53.304	Witt	1'35.609	0'59.586	Liberati
3 ^a - 3	2'00.966	0'31.682			1'59.542	0'31.262		2'12.625	0'41.449	PIT	2'00.721	0'31.643		2'16.421	0'40.812	PIT
4 ^a - 1	0'35.699	0'35.699	246.014	0'39.302	0'39.302	229.300	8'31.346	8'31.346	199.631	0'41.608	0'41.608	194.946	10'35.750	10'35.750	197.081	
4 ^a - 2	1'27.851	0'52.152	Biagi		1'38.088	0'58.786	Sini	9'27.595	0'56.249	Cioci	1'45.467	1'03.859	Witt	11'39.522	1'03.772	Liberati
4 ^a - 3	2'07.731	0'39.880	PIT		2'21.235	0'43.147	PIT	10'00.735	0'33.140		2'26.253	0'40.786	PIT	12'11.170	0'31.648	
5 ^a - 1	6'21.938	6'21.938	241.611	9'30.746	9'30.746	173.077	0'35.777	0'35.777	245.455				0'35.711	0'35.711	246.014	
5 ^a - 2	7'16.632	0'54.694	Biagi		10'38.768	1'08.022	Sini	1'29.629	0'53.852	Cioci				1'27.995	0'52.284	Liberati
5 ^a - 3	7'48.609	0'31.977			11'14.045	0'35.277		2'04.922	0'35.293					1'59.492	0'31.497	
6 ^a - 1	0'35.718	0'35.718	246.576	0'35.796	0'35.796	250.581	0'35.680	0'35.680	245.455				0'35.782	0'35.782	247.140	
6 ^a - 2	1'27.733	0'52.015	Biagi		1'28.224	0'52.428	Sini	1'27.915	0'52.235	Cioci				1'28.579	0'52.797	Liberati
6 ^a - 3	1'59.120	0'31.387			1'59.617	0'31.393		1'59.286	0'31.371					2'04.646	0'36.067	
7 ^a - 1	0'35.490	0'35.490	248.848	0'35.727	0'35.727	252.337	0'46.988	0'46.988	128.114				0'35.684	0'35.684	246.576	
7 ^a - 2	1'27.593	0'52.103	Biagi		1'28.153	0'52.426	Sini	1'50.710	1'03.722	Cioci				1'27.899	0'52.215	Liberati
7 ^a - 3	1'59.081	0'31.488			1'59.405	0'31.252		2'24.926	0'34.216					1'59.432	0'31.533	
8 ^a - 1	0'36.617	0'36.617	246.014	0'35.687	0'35.687	252.337	0'35.610	0'35.610	246.014				0'35.699	0'35.699	247.140	
8 ^a - 2	1'31.752	0'55.135	Biagi		1'28.631	0'52.944	Sini	1'27.900	0'52.290	Cioci				1'28.050	0'52.351	Liberati
8 ^a - 3	2'13.250	0'41.498	PIT		1'59.942	0'31.311		1'59.143	0'31.243					1'59.493	0'31.443	
9 ^a - 1				0'35.701	0'35.701	252.928	1'10.437	1'10.437					0'39.268	0'39.268	198.530	
9 ^a - 2				1'29.203	0'53.502	Sini	2'17.307	1'06.870	Cioci				1'44.213	1'04.945	Liberati	
9 ^a - 3				2'13.064	0'43.861	PIT	3'01.936	0'44.629	PIT				2'27.982	0'43.769	PIT	
10 ^a - 1																
10 ^a - 2																
10 ^a - 3																
11 ^a - 1																
11 ^a - 2																
11 ^a - 3																
12 ^a - 1																
12 ^a - 2																
12 ^a - 3																
13 ^a - 1																
13 ^a - 2																
13 ^a - 3																

Ideal Lap	
0'35.490	0'35.490
1'27.478	0'51.988
1'58.865	0'31.387

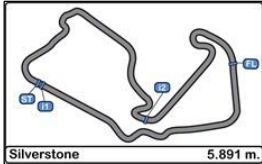
Ideal Lap	
0'35.687	0'35.687
1'28.096	0'52.409
1'59.256	0'31.160

Ideal Lap	
0'35.535	0'35.535
1'27.770	0'52.235
1'59.013	0'31.243

Ideal Lap	
0'35.774	0'35.774
1'28.573	0'52.799
2'00.201	0'31.628

Ideal Lap	
0'35.684	0'35.684
1'27.899	0'52.215
1'59.342	0'31.443

Ideal Best Lap	
0'34.964	0'34.964
1'26.327	0'51.363
1'57.341	0'31.014



**Silverstone
International GT Open
Qualifying - 1**

Lap Analysis

02/09/2017

Number	12			16			20			22			23			
	Lap	Lap Time	Partial	Speed	Lap Time	Partial	Speed	Lap Time	Partial	Speed	Lap Time	Partial	Speed	Lap Time	Partial	Speed
1 ^a - 1	0'37.168	0'37.168		243.793	1'30.376	1'30.376	224.533	0'37.199	0'37.199	243.793	0'35.711	0'35.711	249.423	0'36.303	0'36.303	248.276
1 ^a - 2	1'31.475	0'54.307	Basso		2'25.166	0'54.790	Hahn	1'29.976	0'52.777	Onslow-Cole	1'28.391	0'52.680	Bell	1'28.588	0'52.285	Fontana
1 ^a - 3	2'03.721	0'32.246			2'58.720	0'33.554		2'01.456	0'31.480		1'59.709	0'31.318		2'00.222	0'31.634	
2 ^a - 1	0'47.118	0'47.118		223.603	0'37.149	0'37.149	243.793	0'35.551	0'35.551	246.576	0'35.712	0'35.712	248.849	0'36.032	0'36.032	248.276
2 ^a - 2	1'45.192	0'58.074	Basso		1'31.745	0'54.596	Hahn	1'27.206	0'51.655	Onslow-Cole	1'28.052	0'52.340	Bell	1'28.649	0'52.617	Fontana
2 ^a - 3	2'17.748	0'32.556			2'04.077	0'32.332		1'58.483	0'31.277		1'59.413	0'31.361		2'00.143	0'31.494	
3 ^a - 1	0'37.063	0'37.063		223.141	0'37.111	0'37.111	242.697	0'35.322	0'35.322	247.707	0'35.833	0'35.833	250.001	0'36.128	0'36.128	248.848
3 ^a - 2	1'32.058	0'54.995	Basso		1'31.117	0'54.006	Hahn	1'31.026	0'55.704	Onslow-Cole	1'28.138	0'52.305	Bell	1'28.227	0'52.099	Fontana
3 ^a - 3	2'05.006	0'32.948			2'09.159	0'38.042	PIT	2'10.462	0'39.436		1'59.471	0'31.333		1'59.949	0'31.722	
4 ^a - 1	0'37.032	0'37.032		246.576				0'35.550	0'35.550	246.576	0'35.745	0'35.745	250.581	0'36.099	0'36.099	248.848
4 ^a - 2	1'31.593	0'54.561	Basso					1'28.567	0'53.017	Onslow-Cole	1'29.010	0'53.265	Bell	1'28.804	0'52.705	Fontana
4 ^a - 3	2'03.654	0'32.061						2'04.095	0'35.528	PIT	2'04.873	0'35.863	PIT	2'09.722	0'40.918	PIT
5 ^a - 1	0'36.812	0'36.812		246.014				5'53.348	5'53.348	156.522	5'42.006	5'42.006	248.276			
5 ^a - 2	1'30.854	0'54.042	Basso					6'49.376	0'56.028	Onslow-Cole	6'39.413	0'57.407	Bell			
5 ^a - 3	2'03.063	0'32.209						7'27.877	0'38.501		7'17.745	0'38.332				
6 ^a - 1	0'36.721	0'36.721		246.014				0'35.547	0'35.547	247.140	0'35.835	0'35.835	250.001			
6 ^a - 2	1'30.560	0'53.839	Basso					1'27.176	0'51.629	Onslow-Cole	1'39.179	1'03.344	Bell			
6 ^a - 3	2'02.528	0'31.968						1'58.492	0'31.316		2'13.504	0'34.325				
7 ^a - 1	0'40.216	0'40.216		243.793				0'35.228	0'35.228	247.707	0'35.829	0'35.829	248.848			
7 ^a - 2	1'38.851	0'58.635	Basso					1'27.112	0'51.884	Onslow-Cole	1'27.983	0'52.154	Bell			
7 ^a - 3	2'18.500	0'39.649						1'58.335	0'31.223		1'59.050	0'31.067				
8 ^a - 1	2'17.419	2'17.419		242.697				0'35.204	0'35.204	248.276	0'35.650	0'35.650	249.423			
8 ^a - 2	3'14.636	0'57.217	Basso					1'26.898	0'51.694	Onslow-Cole	1'27.525	0'51.875	Bell			
8 ^a - 3	3'47.605	0'32.969						1'59.498	0'32.600		1'58.678	0'31.153				
9 ^a - 1	0'36.690	0'36.690		245.455				0'36.909	0'36.909	246.014	0'35.597	0'35.597	249.423			
9 ^a - 2	1'31.420	0'54.730	Basso					1'32.351	0'55.442	Onslow-Cole	1'27.933	0'52.336	Bell			
9 ^a - 3	2'03.828	0'32.408						2'06.064	0'33.713		1'59.134	0'31.201				
10 ^a - 1	0'36.546	0'36.546		246.014				0'35.245	0'35.245	247.140	0'37.435	0'37.435	219.067			
10 ^a - 2	1'30.159	0'53.613	Basso					1'27.489	0'52.244	Onslow-Cole	1'34.421	0'56.986	Bell			
10 ^a - 3	2'02.057	0'31.898						2'05.446	0'37.957	PIT	2'11.975	0'37.554	PIT			
11 ^a - 1	0'39.937	0'39.937		243.793												
11 ^a - 2	1'45.776	1'05.839	Basso													
11 ^a - 3	2'25.450	0'39.674														
12 ^a - 1																
12 ^a - 2																
12 ^a - 3																
13 ^a - 1																
13 ^a - 2																
13 ^a - 3																

Ideal Lap	
0'36.546	0'36.546
1'30.159	0'53.613
2'02.057	0'31.898

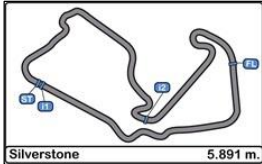
Ideal Lap	
0'37.111	0'37.111
1'31.117	0'54.006
2'03.449	0'32.332

Ideal Lap	
0'35.204	0'35.204
1'26.833	0'51.629
1'58.056	0'31.223

Ideal Lap	
0'35.597	0'35.597
1'27.472	0'51.875
1'58.539	0'31.067

Ideal Lap	
0'36.032	0'36.032
1'28.131	0'52.099
1'59.625	0'31.494

Ideal Best Lap	
0'34.964	0'34.964
1'26.327	0'51.363
1'57.341	0'31.014



Silverstone International GT Open Qualifying - 1

Lap Analysis

02/09/2017

Number	25			30			39			48			51			
	Lap	Lap Time	Partial	Speed	Lap Time	Partial	Speed	Lap Time	Partial	Speed	Lap Time	Partial	Speed	Lap Time	Partial	Speed
1 ^a - 1	0'40.295	0'40.295		242.153	0'36.501	0'36.501	244.344	0'36.257	0'36.257	237.363	0'37.331	0'37.331	246.576	0'36.362	0'36.362	247.140
1 ^a - 2	1'38.822	0'58.527	Dunbar		1'29.263	0'52.762	Keen	1'30.753	0'54.496	Dolby	1'31.095	0'53.764	Moiseev	1'28.933	0'52.571	Beirão da Veiga
1 ^a - 3	2'13.534	0'34.712			2'01.106	0'31.843		2'02.593	0'31.840		2'03.223	0'32.128		2'00.534	0'31.601	
2 ^a - 1	0'39.097	0'39.097		242.153	0'36.025	0'36.025	244.344	0'35.723	0'35.723	251.749	0'36.796	0'36.796	246.014	0'35.849	0'35.849	247.707
2 ^a - 2	1'36.976	0'57.879	Dunbar		1'29.577	0'53.552	Keen	1'28.125	0'52.402	Dolby	1'30.571	0'53.775	Moiseev	1'27.954	0'52.105	Beirão da Veiga
2 ^a - 3	2'10.675	0'33.699			2'05.714	0'36.137	PIT	1'59.279	0'31.154		2'02.588	0'32.017		1'59.227	0'31.273	
3 ^a - 1	0'39.040	0'39.040		243.244	3'36.312	3'36.312	243.244	0'35.724	0'35.724	251.749	0'36.903	0'36.903	246.576	0'35.883	0'35.883	248.276
3 ^a - 2	1'38.234	0'59.194	Dunbar		4'29.562	0'53.250	Keen	1'28.433	0'52.709	Dolby	1'33.079	0'56.176	Moiseev	1'42.007	1'06.124	Beirão da Veiga
3 ^a - 3	2'12.057	0'33.823			5'01.420	0'31.858		1'59.563	0'31.130		2'10.192	0'37.113	PIT	2'23.303	0'41.296	
4 ^a - 1	0'39.141	0'39.141		241.611	0'36.157	0'36.157	243.793	0'35.711	0'35.711	250.581	2'15.641	2'15.641	241.611	0'35.896	0'35.896	247.707
4 ^a - 2	1'37.609	0'58.468	Dunbar		1'29.059	0'52.902	Keen	1'27.990	0'52.279	Dolby	3'12.391	0'56.750	Moiseev	1'28.753	0'52.857	Beirão da Veiga
4 ^a - 3	2'18.323	0'40.714	PIT		2'01.015	0'31.956		1'59.004	0'31.014		3'44.881	0'32.490		2'00.237	0'31.484	
5 ^a - 1	3'15.637	3'15.637		241.611	0'36.157	0'36.157	244.898	0'40.254	0'40.254	225.000	0'36.922	0'36.922	246.014	0'38.161	0'38.161	242.153
5 ^a - 2	4'14.699	0'59.062	Dunbar		1'29.537	0'53.380	Keen	1'42.044	1'01.790	Dolby	1'30.451	0'53.529	Moiseev	1'32.530	0'54.369	Beirão da Veiga
5 ^a - 3	4'48.521	0'33.822			2'06.014	0'36.477	PIT	2'18.946	0'36.902	PIT	2'02.462	0'32.011		2'08.591	0'36.061	PIT
6 ^a - 1	0'38.563	0'38.563		241.072	4'09.756	4'09.756	243.244				0'36.718	0'36.718	246.014	6'37.199	6'37.199	238.939
6 ^a - 2	1'34.551	0'55.988	Dunbar		5'03.944	0'54.188	Keen				1'30.024	0'53.306	Moiseev	7'31.474	0'54.275	Beirão da Veiga
6 ^a - 3	2'07.773	0'33.222			5'40.013	0'36.069	PIT				2'01.902	0'31.878		8'03.384	0'31.910	
7 ^a - 1	0'37.729	0'37.729		243.793	1'32.601	1'32.601	243.793				0'36.628	0'36.628	246.014	0'35.650	0'35.650	249.423
7 ^a - 2	1'33.645	0'55.916	Dunbar		2'25.268	0'52.667	Keen				1'29.942	0'53.314	Moiseev	1'27.768	0'52.118	Beirão da Veiga
7 ^a - 3	2'06.649	0'33.004			2'56.824	0'31.556					2'01.868	0'31.926		1'58.951	0'31.183	
8 ^a - 1	0'38.152	0'38.152		243.793	0'35.554	0'35.554	244.898				0'36.527	0'36.527	246.014	0'35.661	0'35.661	247.707
8 ^a - 2	1'33.895	0'55.743	Dunbar		1'27.366	0'51.812	Keen				1'29.721	0'53.194	Moiseev	1'27.824	0'52.163	Beirão da Veiga
8 ^a - 3	2'07.098	0'33.203			1'58.825	0'31.459					2'01.460	0'31.739		1'59.026	0'31.202	
9 ^a - 1	0'37.555	0'37.555		240.000	0'36.625	0'36.625	244.344				0'36.686	0'36.686	246.014	0'38.031	0'38.031	231.264
9 ^a - 2	1'33.111	0'55.556	Dunbar		1'29.521	0'52.896	Keen				1'30.138	0'53.452	Moiseev	1'33.732	0'55.701	Beirão da Veiga
9 ^a - 3	2'06.578	0'33.467			2'01.221	0'31.700					2'01.788	0'31.650		2'05.271	0'31.539	
10 ^a - 1	0'38.436	0'38.436		244.344	0'35.616	0'35.616	244.344				0'37.093	0'37.093	245.455	0'35.505	0'35.505	248.276
10 ^a - 2	1'34.583	0'56.147	Dunbar		1'27.387	0'51.771	Keen				1'32.579	0'55.486	Moiseev	1'30.569	0'55.064	Beirão da Veiga
10 ^a - 3	2'08.250	0'33.667			1'58.655	0'31.268					2'11.249	0'38.670	PIT	2'08.706	0'38.137	
11 ^a - 1	0'37.860	0'37.860		244.898	0'36.306	0'36.306	209.709							0'35.646	0'35.646	248.849
11 ^a - 2	1'33.580	0'55.720	Dunbar		1'37.382	1'01.076	Keen							1'31.685	0'56.039	Beirão da Veiga
11 ^a - 3	2'06.717	0'33.137			2'23.658	0'46.276	PIT							2'08.971	0'37.286	PIT
12 ^a - 1	0'37.411	0'37.411		244.344												
12 ^a - 2	1'32.695	0'55.284	Dunbar													
12 ^a - 3	2'05.907	0'33.212														
13 ^a - 1	0'46.671	0'46.671		158.358												
13 ^a - 2	2'01.352	1'14.681	Dunbar													
13 ^a - 3	2'58.774	0'57.422	PIT													

Ideal Lap	
0'37.411	0'37.411
1'32.695	0'55.284
2'05.699	0'33.004

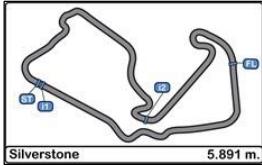
Ideal Lap	
0'35.554	0'35.554
1'27.325	0'51.771
1'58.593	0'31.268

Ideal Lap	
0'35.711	0'35.711
1'27.990	0'52.279
1'59.004	0'31.014

Ideal Lap	
0'36.527	0'36.527
1'29.721	0'53.194
2'01.371	0'31.650

Ideal Lap	
0'35.505	0'35.505
1'27.610	0'52.105
1'58.793	0'31.183

Ideal Best Lap	
0'34.964	0'34.964
1'26.327	0'51.363
1'57.341	0'31.014



Silverstone International GT Open Qualifying - 1

Lap Analysis

02/09/2017

Number	54			55			63			65			74			
	Lap	Lap Time	Partial	Speed	Lap Time	Partial	Speed	Lap Time	Partial	Speed	Lap Time	Partial	Speed	Lap Time	Partial	Speed
1 ^a - 1	0'35.481	0'35.481		249.423	0'37.006	0'37.006	204.159	0'35.845	0'35.845	247.140	0'35.845	0'35.845	247.707	0'36.493	0'36.493	244.898
1 ^a - 2	1'27.328	0'51.847	Costa		1'47.842	1'10.836	Farnbacher	1'27.836	0'51.991	Mapelli	1'28.082	0'52.237	Bouveng	1'29.864	0'53.371	Hrachowina
1 ^a - 3	1'58.486	0'31.158			2'21.305	0'33.463		1'59.088	0'31.252		1'59.455	0'31.373		2'01.781	0'31.917	
2 ^a - 1	0'34.964	0'34.964		250.001	0'35.920	0'35.920	247.707	0'35.859	0'35.859	248.276	0'35.593	0'35.593	248.276	0'36.893	0'36.893	247.140
2 ^a - 2	1'26.663	0'51.699	Costa		1'27.945	0'52.025	Farnbacher	1'27.846	0'51.987	Mapelli	1'28.286	0'52.693	Bouveng	1'32.911	0'56.018	Hrachowina
2 ^a - 3	1'57.765	0'31.102			1'59.123	0'31.178		2'02.512	0'34.666	PIT	1'59.672	0'31.386		2'11.369	0'38.458	PIT
3 ^a - 1	0'35.087	0'35.087		249.423	0'35.488	0'35.488	250.001	5'54.798	5'54.798	246.576	0'35.633	0'35.633	247.707			
3 ^a - 2	1'27.197	0'52.110	Costa		1'27.474	0'51.986	Farnbacher	6'46.758	0'51.960	Mapelli	1'27.611	0'51.978	Bouveng			
3 ^a - 3	2'03.862	0'36.665	PIT		1'58.811	0'31.337		7'26.040	0'39.282		1'58.927	0'31.316				
4 ^a - 1					0'37.359	0'37.359	241.072	0'35.389	0'35.389	248.848	0'35.620	0'35.620	247.707			
4 ^a - 2					1'35.528	0'58.169	Farnbacher	1'26.752	0'51.363	Mapelli	1'33.334	0'57.714	Bouveng			
4 ^a - 3					2'15.558	0'40.030	PIT	1'57.977	0'31.225		2'04.896	0'31.562				
5 ^a - 1								0'36.276	0'36.276	247.140	0'35.511	0'35.511	248.276			
5 ^a - 2								1'30.889	0'54.613	Mapelli	1'27.723	0'52.212	Bouveng			
5 ^a - 3								2'02.131	0'31.242		1'59.076	0'31.353				
6 ^a - 1								0'35.502	0'35.502	248.276	0'39.627	0'39.627	230.770			
6 ^a - 2								1'27.054	0'51.552	Mapelli	1'42.182	1'02.555	Bouveng			
6 ^a - 3								1'58.250	0'31.196		2'24.508	0'42.326	PIT			
7 ^a - 1								0'35.379	0'35.379	248.276						
7 ^a - 2								1'26.965	0'51.586	Mapelli						
7 ^a - 3								1'58.137	0'31.172							
8 ^a - 1								0'35.488	0'35.488	247.707						
8 ^a - 2								1'27.275	0'51.787	Mapelli						
8 ^a - 3								2'06.392	0'39.117	PIT						
9 ^a - 1																
9 ^a - 2																
9 ^a - 3																
10 ^a - 1																
10 ^a - 2																
10 ^a - 3																
11 ^a - 1																
11 ^a - 2																
11 ^a - 3																
12 ^a - 1																
12 ^a - 2																
12 ^a - 3																
13 ^a - 1																
13 ^a - 2																
13 ^a - 3																

Ideal Lap	
0'34.964	0'34.964
1'26.663	0'51.699
1'57.765	0'31.102

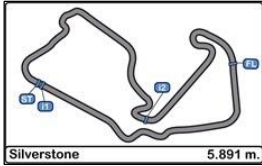
Ideal Lap	
0'35.488	0'35.488
1'27.474	0'51.986
1'58.652	0'31.178

Ideal Lap	
0'35.379	0'35.379
1'26.742	0'51.363
1'57.914	0'31.172

Ideal Lap	
0'35.511	0'35.511
1'27.489	0'51.978
1'58.805	0'31.316

Ideal Lap	
0'36.493	0'36.493
1'29.864	0'53.371
2'01.781	0'31.917

Ideal Best Lap	
0'34.964	0'34.964
1'26.327	0'51.363
1'57.341	0'31.014



Silverstone International GT Open Qualifying - 1

Lap Analysis

02/09/2017

Number	88			99			488			555		
	Lap Time	Partial	Speed	Lap Time	Partial	Speed	Lap Time	Partial	Speed	Lap Time	Partial	Speed
1 ^a - 1	0'36.418	0'36.418	246.014	0'36.506	0'36.506	247.140	0'37.212	0'37.212	242.697	0'36.872	0'36.872	248.276
1 ^a - 2	1'29.735	0'53.317	West	1'29.661	0'53.155	Sardinha	1'30.547	0'53.335	Ramos	1'30.367	0'53.495	Hamaguchi
1 ^a - 3	2'01.537	0'31.802		2'01.488	0'31.827		2'02.294	0'31.747		2'02.233	0'31.866	
2 ^a - 1	0'36.245	0'36.245	247.140	0'36.069	0'36.069	247.140	0'36.839	0'36.839	240.000	0'36.790	0'36.790	249.423
2 ^a - 2	1'29.547	0'53.302	West	1'29.960	0'53.891	Sardinha	1'30.237	0'53.398	Ramos	1'30.415	0'53.625	Hamaguchi
2 ^a - 3	2'01.357	0'31.810		2'02.284	0'32.324		2'01.887	0'31.650		2'02.155	0'31.740	
3 ^a - 1	0'36.346	0'36.346	248.276	0'36.094	0'36.094	246.576	0'36.410	0'36.410	243.244	0'36.497	0'36.497	248.848
3 ^a - 2	1'30.152	0'53.806	West	1'29.378	0'53.284	Sardinha	1'29.307	0'52.897	Ramos	1'29.774	0'53.277	Hamaguchi
3 ^a - 3	2'02.085	0'31.933		2'01.029	0'31.651		2'01.008	0'31.701		2'01.264	0'31.490	
4 ^a - 1	0'38.101	0'38.101	244.898	0'36.302	0'36.302	246.576	0'38.789	0'38.789	240.535	0'36.201	0'36.201	249.423
4 ^a - 2	1'33.054	0'54.953	West	1'32.116	0'55.814	Sardinha	1'34.351	0'55.562	Ramos	1'30.658	0'54.457	Hamaguchi
4 ^a - 3	2'05.098	0'32.044		2'11.782	0'39.666	PIT	2'16.649	0'42.298	PIT	2'07.411	0'36.753	
5 ^a - 1	0'36.516	0'36.516	247.140	2'32.619	2'32.619	244.898	2'50.682	2'50.682	233.767	0'37.976	0'37.976	221.312
5 ^a - 2	1'31.621	0'55.105	West	3'30.377	0'57.758	Sardinha	3'46.386	0'55.704	Ramos	1'37.791	0'59.815	Hamaguchi
5 ^a - 3	2'08.064	0'36.443	PIT	4'04.868	0'34.491		4'18.344	0'31.958		2'16.849	0'39.058	
6 ^a - 1				0'36.531	0'36.531	246.014	0'36.117	0'36.117	242.697	0'36.153	0'36.153	250.581
6 ^a - 2				1'32.090	0'55.559	Sardinha	1'28.759	0'52.642	Ramos	1'29.492	0'53.339	Hamaguchi
6 ^a - 3				2'26.646	0'54.556	PIT	2'00.199	0'31.440		2'01.042	0'31.550	
7 ^a - 1				5'03.518	5'03.518	244.344	0'36.158	0'36.158	242.697	0'36.437	0'36.437	249.423
7 ^a - 2				5'57.530	0'54.012	Sardinha	1'29.103	0'52.945	Ramos	1'35.786	0'59.349	Hamaguchi
7 ^a - 3				6'30.065	0'32.535		2'01.234	0'32.131		2'22.280	0'46.494	PIT
8 ^a - 1				0'36.585	0'36.585	248.276	0'36.596	0'36.596	242.697			
8 ^a - 2				1'32.723	0'56.138	Sardinha	1'35.166	0'58.570	Ramos			
8 ^a - 3				2'13.290	0'40.567	PIT	2'11.902	0'36.736				
9 ^a - 1							0'36.688	0'36.688	243.793			
9 ^a - 2							1'32.375	0'55.687	Ramos			
9 ^a - 3							2'17.775	0'45.400				
10 ^a - 1							0'36.982	0'36.982	213.862			
10 ^a - 2							1'36.384	0'59.402	Ramos			
10 ^a - 3							2'09.630	0'33.246				
11 ^a - 1							0'36.484	0'36.484	243.793			
11 ^a - 2							1'29.159	0'52.675	Ramos			
11 ^a - 3							2'10.479	0'41.320	PIT			
12 ^a - 1												
12 ^a - 2												
12 ^a - 3												
13 ^a - 1												
13 ^a - 2												
13 ^a - 3												

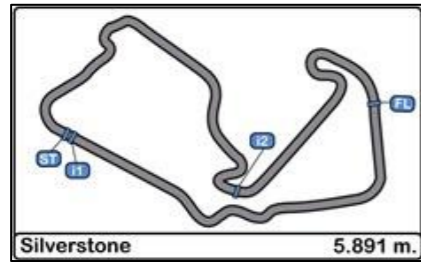
Ideal Lap	
0'36.245	0'36.245
1'29.547	0'53.302
2'01.349	0'31.802

Ideal Lap	
0'36.069	0'36.069
1'29.224	0'53.155
2'00.875	0'31.651

Ideal Lap	
0'36.117	0'36.117
1'28.759	0'52.642
2'00.199	0'31.440

Ideal Lap	
0'36.153	0'36.153
1'29.430	0'53.277
2'00.920	0'31.490

Ideal Best Lap	
0'34.964	0'34.964
1'26.327	0'51.363
1'57.341	0'31.014

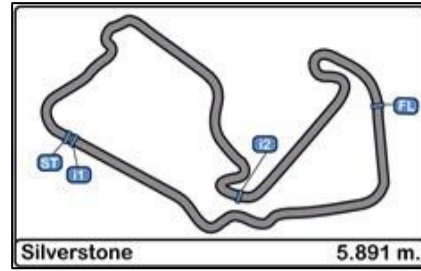


Silverstone International GT Open Qualifying - 1

Best Sectors Results

02/09/2017

Sector - 1				Sector - 2				Sector - 3				Ideal Lap vs Best Lap			
Ord.	Nº	Driver	Time	Nº	Driver	Time	Nº	Driver	Time	Ord.	Nº	Driver	Ideal Lap	Best Lap	Ord.
1	54	Albert Costa	34.964	63	Marco Mapelli	51.363	39	Craig Dolby	31.014	1	54	Albert Costa	1'57.765	1'57.765	1
2	20	Tom Onslow-Cole	35.204	20	Tom Onslow-Cole	51.629	22	Rob Bell	31.067	2	63	Marco Mapelli	1'57.914	1'57.977	2
3	63	Marco Mapelli	35.379	54	Albert Costa	51.699	54	Albert Costa	31.102	3	20	Tom Onslow-Cole	1'58.056	1'58.335	3
4	55	Mario Farnbacher	35.488	30	Phil Keen	51.771	7	Francesco Sini	31.160	4	22	Rob Bell	1'58.539	1'58.678	5
5	1	Thomas Biagi	35.490	22	Rob Bell	51.875	63	Marco Mapelli	31.172	5	30	Phil Keen	1'58.593	1'58.655	4
6	51	Lourenço Beirão da Veiga	35.505	65	Victor Bouveng	51.978	55	Mario Farnbacher	31.178	6	55	Mario Farnbacher	1'58.652	1'58.811	6
7	65	Victor Bouveng	35.511	55	Mario Farnbacher	51.986	51	Lourenço Beirão da Veiga	31.183	7	51	Lourenço Beirão da Veiga	1'58.793	1'58.951	8
8	8	Marco Cioci	35.535	1	Thomas Biagi	51.988	20	Tom Onslow-Cole	31.223	8	65	Victor Bouveng	1'58.805	1'58.927	7
9	30	Phil Keen	35.554	23	Andrea Fontana	52.099	8	Marco Cioci	31.243	9	1	Thomas Biagi	1'58.865	1'59.081	10
10	22	Rob Bell	35.597	51	Lourenço Beirão da Veiga	52.105	30	Phil Keen	31.268	10	39	Craig Dolby	1'59.004	1'59.004	9
11	11	Edoardo Liberati	35.684	11	Edoardo Liberati	52.215	65	Victor Bouveng	31.316	11	8	Marco Cioci	1'59.013	1'59.143	11
12	7	Francesco Sini	35.687	8	Marco Cioci	52.235	1	Thomas Biagi	31.387	12	7	Francesco Sini	1'59.256	1'59.334	12
13	39	Craig Dolby	35.711	39	Craig Dolby	52.279	488	Miguel Ramos	31.440	13	11	Edoardo Liberati	1'59.342	1'59.432	13
14	10	Jordan Witt	35.774	7	Francesco Sini	52.409	11	Edoardo Liberati	31.443	14	23	Andrea Fontana	1'59.625	1'59.949	14
15	23	Andrea Fontana	36.032	488	Miguel Ramos	52.642	555	Hiroshi Hamaguchi	31.490	15	488	Miguel Ramos	2'00.199	2'00.199	15
16	99	Miguel Sardinha	36.069	10	Jordan Witt	52.799	23	Andrea Fontana	31.494	16	10	Jordan Witt	2'00.201	2'00.364	16
17	488	Miguel Ramos	36.117	99	Miguel Sardinha	53.155	10	Jordan Witt	31.628	17	99	Miguel Sardinha	2'00.875	2'01.029	17
18	555	Hiroshi Hamaguchi	36.153	48	Alex Moiseev	53.194	48	Alex Moiseev	31.650	18	555	Hiroshi Hamaguchi	2'00.920	2'01.042	18
19	88	Alexander West	36.245	555	Hiroshi Hamaguchi	53.277	99	Miguel Sardinha	31.651	19	88	Alexander West	2'01.349	2'01.357	19
20	74	Alexander Hrachowina	36.493	88	Alexander West	53.302	88	Alexander West	31.802	20	48	Alex Moiseev	2'01.371	2'01.460	20
21	48	Alex Moiseev	36.527	74	Alexander Hrachowina	53.371	12	Marcio Basso	31.898	21	74	Alexander Hrachowina	2'01.781	2'01.781	21
22	12	Marcio Basso	36.546	12	Marcio Basso	53.613	74	Alexander Hrachowina	31.917	22	12	Marcio Basso	2'02.057	2'02.057	22
23	16	Marcelo Hahn	37.111	16	Marcelo Hahn	54.006	16	Marcelo Hahn	32.332	23	16	Marcelo Hahn	2'03.449	2'04.077	23
24	25	Ivor Dunbar	37.411	25	Ivor Dunbar	55.284	25	Ivor Dunbar	33.004	24	25	Ivor Dunbar	2'05.699	2'05.907	24



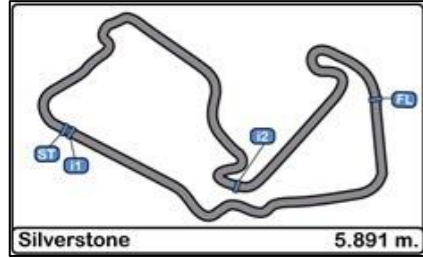
Silverstone International GT Open Qualifying - 1

Best Top Speeds

02/09/2017

Ord.	Nº	Entrant / Team	Nat.	Driver	Nat.	St.	Driver 2	Nat.	St.	Vehicle	Cat.	Cla.	Top 1		Top 2		Top 3		Top 4		Top 5		Avg.
													Km/h	Lap	Km/h	Lap	Km/h	Lap	Km/h	Lap	Km/h	Lap	
1	7	Solaris Motorsport	ITA	Francesco Sini	ITA	Gold	Mauro Calamia	CHE	Silver	Aston Martin Vantage GT3	PRO	1º	252.927	3	252.927	4	252.927	10	252.336	8	252.336	9	252.691
2	39	Nigel Mustill / Wessex Vehicles	GBR	Craig Dolby	GBR	Gold	Riki Christodoulou	GBR	Silver	Lamborghini Gallardo Rex GT3	PRO	2º	251.748	3	251.748	4	250.580	5	246.575	1	237.363	2	247.603
3	22	Shaun Balfie / Balfie Motorsport	GBR	Shaun Balfie	GBR	Bronze	Rob Bell	GBR	Platinum	McLaren 650 S GT3 2015	PROAM	1º	250.580	5	250.000	4	250.000	7	249.423	2	249.423	9	249.885
4	555	FFF Racing Team by ACM	CHN	Hiroshi Hamaguchi	JPN	Bronze	Vitantonio Liuzzi	ITA	Platinum	Lamborghini Huracan GT3	PROAM	2º	250.580	7	249.423	3	249.423	8	249.423	5	248.848	4	249.539
5	10	Jordan Racing	GBR	Jordan Witt	GBR	Bronze	Michael Meadows	GBR	Gold	Bentley GT3	PROAM	3º	250.000	2	250.000	4	246.575	3	224.532	1	194.946	5	233.211
6	54	Emil Frey Lexus Racing	CHE	Albert Costa	ESP	Gold	Philipp Frommenwiler	CHE	Silver	Lexus RC F GT3	PRO	3º	250.000	3	249.423	4	249.423	2	241.611	1			247.614
7	55	Farnbacher Racing	DEU	Dominik Farnbacher	DEU	Gold	Mario Farnbacher	DEU	Silver	Lexus RC F GT3	PRO	4º	250.000	4	247.706	3	241.071	5	204.159	2	158.126	1	220.213
8	51	RACE / BMW Team Teo Martin	ESP	Lourenço Beirão da Veiga	PRT	Silver	António Félix da Costa	PRT	Gold	BMW M6 GT3	PRO	5º	249.423	8	248.848	12	248.276	4	248.276	11	247.706	3	248.506
9	1	Imperiale Racing	ITA	Thomas Biagi	ITA	Gold	Raffaele Gianmaria	ITA	Gold	Lamborghini Huracan GT3	PRO	6º	248.848	8	248.276	2	248.276	4	246.575	3	246.575	7	247.710
10	23	Imperiale Racing	ITA	Vito Postiglione	ITA	Gold	Andrea Fontana	ITA	Silver	Lamborghini Huracan GT3	PRO	7º	248.848	4	248.848	5	248.276	2	248.276	3	240.535	1	246.956
11	63	Imperiale Racing	ITA	Giovanni Venturini	ITA	Gold	Marco Mapelli	ITA	Gold	Lamborghini Huracan GT3	PRO	8º	248.848	5	248.276	7	248.276	8	248.276	3	247.706	9	248.276
12	20	SPS Automotive Performance	DEU	Valentin Pierburg	DEU	Bronze	Tom Onslow-Cole	GBR	Gold	Mercedes AMG GT3	PROAM	4º	248.276	9	247.706	8	247.706	4	247.140	7	247.140	11	247.594
13	65	RACE / BMW Team Teo Martin	ESP	Victor Bouveng	SWE	Silver	Fran Rueda	ESP	Silver	BMW M6 GT3	PRO	9º	248.276	3	248.276	6	247.706	2	247.706	5	247.706	4	247.934
14	88	Garage 59	GBR	Alexander West	SWE	Bronze	Côme Ledogar	FRA	Platinum	McLaren 650 S GT3 2015	PROAM	5º	248.276	4	247.140	6	247.140	3	246.014	2	245.455	1	246.805
15	99	Sports and You	PRT	Manuel Da Costa	PRT	Bronze	Miguel Sardinha	PRT	Bronze	Mercedes AMG GT3	AM	1º	248.276	9	247.140	2	247.140	3	246.575	4	246.575	5	247.141
16	11	Ratón Racing	ITA	Edoardo Liberati	ITA	Silver	Kang Ling	CHN	Silver	Lamborghini Huracan GT3	PRO	10º	247.140	9	247.140	2	247.140	3	247.140	4	247.140	7	247.140
17	74	MS Racing	AUT	Alexander Hrachowina	AUT	Bronze	Martin Konrad	AUT	Bronze	Mercedes AMG GT3	AM	2º	247.140	3	244.898	2	242.697	1					244.911
18	8	AF Corse	ITA	Piergiuseppe Perazzini	ITA	Bronze	Marco Cioci	ITA	Gold	Ferrari 488 GT3	PROAM	6º	246.575	3	246.014	9	245.455	4	245.455	7	245.455	6	245.791
19	12	Sports and You	PRT	Marcio Basso	BRA	Bronze	Nonô Figueiredo	BRA	Bronze	Mercedes AMG GT3	AM	3º	246.575	5	246.014	6	246.014	7	246.014	11	245.455	10	246.014
20	48	Spirit of Race / Kaspersky Motorsport	CHE	Alex Moiseev	RUS	Bronze	Davide Rizzo	ITA	Bronze	Ferrari 488 GT3	AM	4º	246.575	2	246.575	4	246.014	6	246.014	7	246.014	8	246.238
21	25	FF Corse	GBR	Ivor Dunbar	GBR	Bronze	Johnny Mowlem	GBR	Gold	Ferrari 488 GT3	PROAM	7º	244.898	12	244.344	11	244.344	13	243.792	8	243.792	9	244.234
22	30	Lee Mowle	GBR	Ryan Ratcliffe	GBR	Silver	Phil Keen	GBR	Gold	Mercedes AMG GT3	PRO	11º	244.898	6	244.898	9	244.344	2	244.344	10	244.344	11	244.566
23	16	Drivex School	ESP	Marcelo Hahn	BRA	Bronze	Allam Khodair	BRA	Gold	Mercedes AMG GT3	PROAM	8º	243.792	3	242.697	4	224.532	2	134.496	1			211.379
24	488	Spirit of Race	CHE	Miguel Ramos	PRT	Silver	Mikkel Mac	DNK	Gold	Ferrari 488 GT3	PRO	12º	243.792	10	243.792	12	243.243	4	242.697	7	242.697	8	243.244





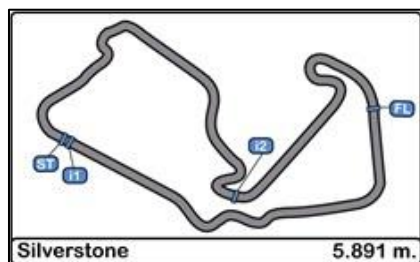
Silverstone International GT Open Qualifying - 1

Fastest Lap Sequence

02/09/2017

Time of Day	Session Time	Nº	Entrant / Team	Nat.	Driver	Nat.	St.	Driver 2	Nat.	St.	Vehicle	Cat.	Time	Km/h	Lap
11:24'31.854	4'15.977	51	RACE / BMW Team Teo Martin	ESP	Lourenço Beirão da Veiga	PRT	Silver	António Félix da Costa	PRT	Gold	BMW M6 GT3	PRO	2'00.534	175.947	2
11:24'49.233	4'33.288	7	Solaris Motorsport	ITA	Francesco Sini	ITA	Gold	Mauro Calamia	CHE	Silver	Aston Martin Vantage GT3	PRO	2'00.490	176.011	2
11:25'25.527	5'09.556	54	Emil Frey Lexus Racing	CHE	Albert Costa	ESP	Gold	Philipp Frommenwiler	CHE	Silver	Lexus RC F GT3	PRO	1'58.486	178.988	2
11:27'23.274	7'07.321	54	Emil Frey Lexus Racing	CHE	Albert Costa	ESP	Gold	Philipp Frommenwiler	CHE	Silver	Lexus RC F GT3	PRO	1'57.765	180.084	3



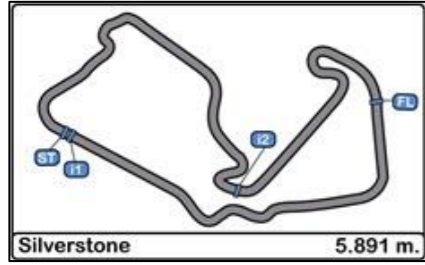


Silverstone International GT Open

Event Maximum Speed

02/09/2017

Ord.	Nº	Entrant / Team	Nat.	Driver	Nat.	St.	Driver 2	Nat.	St.	Vehicle	Cat.	Cla.	Km/h	Lap	Session
1	10	Jordan Racing	GBR	Jordan Witt	GBR	Bronze	Michael Meadows	GBR	Gold	Bentley GT3	PROAM	1º	253.522	11	Free Practice 2
2	7	Solaris Motorsport	ITA	Francesco Sini	ITA	Gold	Mauro Calamia	CHE	Silver	Aston Martin Vantage GT3	PRO	1º	252.928	9	Free Practice 2
3	555	FFF Racing Team by ACM	CHN	Hiroshi Hamaguchi	JPN	Bronze	Vitantonio Liuzzi	ITA	Platinum	Lamborghini Huracan GT3	PROAM	2º	252.337	3	Free Practice 3 Bronze Drivers
4	39	Nigel Mustill / Wessex Vehicles	GBR	Craig Dolby	GBR	Gold	Riki Christodoulou	GBR	Silver	Lamborghini Gallardo Rex GT3	PRO	2º	251.749	3	Qualifying - 1
5	51	RACE / BMW Team Teo Martin	ESP	Lourenço Beirão da Veiga	PRT	Silver	António Félix da Costa	PRT	Gold	BMW M6 GT3	PRO	3º	251.163	16	Free Practice 2
6	22	Shaun Balfe / Balfe Motorsport	GBR	Shaun Balfe	GBR	Bronze	Rob Bell	GBR	Platinum	McLaren 650 S GT3 2015	PROAM	3º	250.581	5	Qualifying - 1
7	54	Emil Frey Lexus Racing	CHE	Albert Costa	ESP	Gold	Philipp Frommenwiler	CHE	Silver	Lexus RC F GT3	PRO	4º	250.001	3	Qualifying - 1
8	55	Farnbacher Racing	DEU	Dominik Farnbacher	DEU	Gold	Mario Farnbacher	DEU	Silver	Lexus RC F GT3	PRO	5º	250.001	4	Qualifying - 1
9	20	SPS Automotive Performance	DEU	Valentin Pierburg	DEU	Bronze	Tom Onslow-Cole	GBR	Gold	Mercedes AMG GT3	PROAM	4º	249.423	11	Free Practice 2
10	1	Imperiale Racing	ITA	Thomas Biagi	ITA	Gold	Raffaele Gianmaria	ITA	Gold	Lamborghini Huracan GT3	PRO	6º	248.848	8	Qualifying - 1
11	23	Imperiale Racing	ITA	Vito Postiglione	ITA	Gold	Andrea Fontana	ITA	Silver	Lamborghini Huracan GT3	PRO	7º	248.848	4	Qualifying - 1
12	63	Imperiale Racing	ITA	Giovanni Venturini	ITA	Gold	Marco Mapelli	ITA	Gold	Lamborghini Huracan GT3	PRO	8º	248.848	5	Qualifying - 1
13	65	RACE / BMW Team Teo Martin	ESP	Victor Bouveng	SWE	Silver	Fran Rueda	ESP	Silver	BMW M6 GT3	PRO	9º	248.848	11	Free Practice 2
14	88	Garage 59	GBR	Alexander West	SWE	Bronze	Côme Ledogar	FRA	Platinum	McLaren 650 S GT3 2015	PROAM	5º	248.848	13	Free Practice 3 Bronze Drivers
15	48	Spirit of Race / Kaspersky Motorsport	CHE	Alex Moiseev	RUS	Bronze	Davide Rizzo	ITA	Bronze	Ferrari 488 GT3	AM	1º	248.276	17	Free Practice 2
16	74	MS Racing	AUT	Alexander Hrachowina	AUT	Bronze	Martin Konrad	AUT	Bronze	Mercedes AMG GT3	AM	2º	248.276	24	Free Practice 1
17	99	Sports and You	PRT	Manuel Da Costa	PRT	Bronze	Miguel Sardinha	PRT	Bronze	Mercedes AMG GT3	AM	3º	248.276	9	Qualifying - 1
18	11	Ratón Racing	ITA	Edoardo Liberati	ITA	Silver	Kang Ling	CHN	Silver	Lamborghini Huracan GT3	PRO	10º	247.707	19	Free Practice 1
19	12	Sports and You	PRT	Marcio Basso	BRA	Bronze	Nonô Figueiredo	BRA	Bronze	Mercedes AMG GT3	AM	4º	247.140	10	Free Practice 2
20	16	Drivex School	ESP	Marcelo Hahn	BRA	Bronze	Allam Khodair	BRA	Gold	Mercedes AMG GT3	PROAM	6º	247.140	8	Free Practice 2
21	25	FF Corse	GBR	Ivor Dunbar	GBR	Bronze	Johnny Mowlem	GBR	Gold	Ferrari 488 GT3	PROAM	7º	247.140	3	Free Practice 1
22	8	AF Corse	ITA	Piergiuseppe Perazzini	ITA	Bronze	Marco Cioci	ITA	Gold	Ferrari 488 GT3	PROAM	8º	246.576	3	Qualifying - 1
23	30	Lee Mowle	GBR	Ryan Ratcliffe	GBR	Silver	Phil Keen	GBR	Gold	Mercedes AMG GT3	PRO	11º	246.014	14	Free Practice 1
24	488	Spirit of Race	CHE	Miguel Ramos	PRT	Silver	Mikkel Mac	DNK	Gold	Ferrari 488 GT3	PRO	12º	244.898	9	Free Practice 2



**Silverstone
International GT Open
Qualifying - 1**

Weather Report

02/09/2017

Track Status DRY

