

**Circuito de Catalunya
International GT Open
Qualifying - 2**

Results

29/10/2017

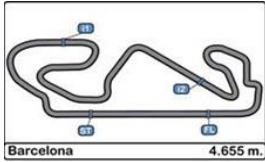
Ord.	Nº	Entrant / Team	Nat.	Driver	Nat.	St.	Driver 2	Nat.	St.	Vehicle	Cat.	Cla.	Laps	Best	Time	Gap	Interval	Km/h
1	51	RACE / BMW Team Teo Martín	ESP	Lourenço Beirão da Veiga	PRT	Silver	<u>António Félix da Costa</u>	PRT	Gold	BMW M6 GT3	PRO	1º	9	7	1'43.988			161.153
2	65	RACE / BMW Team Teo Martín	ESP	Victor Bouveng	SWE	Silver	<u>Fran Rueda</u>	ESP	Silver	BMW M6 GT3	PRO	2º	11	9	1'44.264	0"276	0"276	160.727
3	5	SF Racing	CHN	Fu Songyang	CHN	Bronze	<u>Andrea Caldarelli</u>	ITA	Gold	Ferrari 488 GT3	PROAM	1º	9	6	1'44.440	0"452	0"176	160.456
4	16	Drivex School	ESP	Marcelo Hahn	BRA	Bronze	<u>Allam Khodair</u>	BRA	Gold	Mercedes AMG GT3	PROAM	2º	13	9	1'44.614	0"626	0"174	160.189
5	488	Spirit of Race	CHE	Miguel Ramos	PRT	Silver	<u>Mikkel Mac</u>	DNK	Gold	Ferrari 488 GT3	PRO	3º	13	9	1'44.896	0"908	0"282	159.758
6	54	Emil Frey Lexus Racing	CHE	Albert Costa	ESP	Gold	<u>Philipp Frommenwiler</u>	CHE	Silver	Lexus RC F GT3	PRO	4º	12	11	1'45.010	1"022	0"114	159.585
7	63	Imperiale Racing	ITA	<u>Giovanni Venturini</u>	ITA	Gold	Marco Mapelli	ITA	Gold	Lamborghini Huracan GT3	PRO	5º	10	9	1'45.088	1"100	0"078	159.466
8	55	Farnbacher Racing	DEU	Dominik Farnbacher	DEU	Gold	<u>Mario Farnbacher</u>	DEU	Silver	Lexus RC F GT3	PRO	6º	9	7	1'45.095	1"107	0"007	159.456
9	88	Garage 59	GBR	Alexander West	SWE	Bronze	<u>Côme Ledogar</u>	FRA	Platinum	McLaren 650 S GT3 2015	PROAM	3º	9	2	1'45.297	1"309	0"202	159.150
10	23	Imperiale Racing	ITA	<u>Vito Postiglione</u>	ITA	Gold	Christian Engelhart	DEU	Gold	Lamborghini Huracan GT3	PRO	7º	14	13	1'45.397	1"409	0"100	158.999
11	1	Imperiale Racing	ITA	<u>Thomas Biagi</u>	ITA	Gold	Raffaele Gianmaria	ITA	Gold	Lamborghini Huracan GT3	PRO	8º	12	11	1'45.496	1"508	0"099	158.850
12	10	Jordan Racing	GBR	Jordan Witt	GBR	Bronze	<u>Michael Meadows</u>	GBR	Gold	Bentley GT3	PROAM	4º	9	8	1'45.650	1"662	0"154	158.618
13	25	FF Corse	GBR	Ivor Dunbar	GBR	Bronze	<u>Johnny Mowlem</u>	GBR	Gold	Ferrari 488 GT3	PROAM	5º	15	14	1'45.831	1"843	0"181	158.347
14	12	Sports and You	PRT	Marcio Basso	BRA	Bronze	<u>Nonô Figueiredo</u>	BRA	Bronze	Mercedes AMG GT3	AM	1º	13	9	1'45.928	1"940	0"097	158.202
15	96	Optimum Motorsport	GBR	Bradley Ellis	GBR	Silver	<u>Oliver Wilkinson</u>	GBR	Bronze	Audi R8 LMS	PROAM	6º	11	9	1'46.063	2"075	0"135	158.000
16	20	SPS Automotive Performance	DEU	<u>Valentin Pierburg</u>	DEU	Bronze	Tom Onslow-Cole	GBR	Gold	Mercedes AMG GT3	PROAM	7º	11	8	1'46.240	2"252	0"177	157.737
17	555	FFF Racing Team by ACM	CHN	<u>Hiroshi Hamaguchi</u>	JPN	Bronze	Vitantonio Liuzzi	ITA	Platinum	Lamborghini Huracan GT3	PROAM	8º	11	9	1'46.520	2"532	0"280	157.323
18	333	Rinaldi Racing	DEU	Rinat Salikhov	RUS	Bronze	<u>Sergei Borisov</u>	RUS	Bronze	Ferrari 488 GT3	AM	2º	11	8	1'46.718	2"730	0"198	157.031
19	8	AF Corse	ITA	<u>Piergiuseppe Perazzini</u>	ITA	Bronze	Marco Cioci	ITA	Gold	Ferrari 488 GT3	PROAM	9º	15	11	1'46.872	2"884	0"154	156.804
20	22	Shaun Balfe / Balfe Motorsport	GBR	<u>Shaun Balfe</u>	GBR	Bronze	Rob Bell	GBR	Platinum	McLaren 650 S GT3 2015	PROAM	10º	12	9	1'46.906	2"918	0"034	156.755
21	24	Garage 59	GBR	<u>Michael Benham</u>	GBR	Bronze	Duncan Tappy	GBR	Gold	McLaren 650 S GT3 2015	PROAM	11º	13	12	1'47.318	3"330	0"412	156.153
22	17	Senkyr Motorsport	CZE	<u>Jakub Knoll</u>	CZE	Silver	Richard Gonda	SVK	Bronze	BMW M6 GT3	PROAM	12º	12	9	1'47.392	3"404	0"074	156.045
23	99	Sports and You	PRT	António Coimbra	PRT	Bronze	<u>Luis Silva</u>	PRT	Bronze	Mercedes AMG GT3	AM	3º	11	10	1'48.756	4"768	1"364	154.088
24	21	Konrad Motorsport	DEU	Hendrik Still	DEU	Silver	<u>Paul Scheuschner</u>	DEU	Bronze	Lamborghini Huracan GT3	PROAM	13º	13	12	1'49.167	5"179	0"411	153.508

Published at:.....

Track Status **DRY**

Stewards: 	Race Director: 	Timekeeper: 
----------------------	---------------------------	---





**Circuit de Catalunya
International GT Open
Qualifying - 2**

Lap Analysis

29/10/2017

Number	1			5			8			10			12		
	Lap Time	Partial	Speed	Lap Time	Partial	Speed	Lap Time	Partial	Speed	Lap Time	Partial	Speed	Lap Time	Partial	Speed
1 ^a - 1	0'33.409	0'33.409	247.707	0'30.434	0'30.434	257.757	0'32.331	0'32.331	254.717	0'30.866	0'30.866	265.357	0'31.140	0'31.140	257.757
1 ^a - 2	1'17.624	0'44.215	Biagi	1'10.981	0'40.547	Caldarelli	1'15.417	0'43.086	Perazzini	1'12.284	0'41.418	Meadows	1'12.566	0'41.426	Figueiredo
1 ^a - 3	1'55.311	0'37.687		1'46.168	0'35.187		1'53.032	0'37.615		1'49.520	0'37.236		1'47.820	0'35.254	
2 ^a - 1	0'32.453	0'32.453	259.616	0'30.094	0'30.094	260.870	0'31.677	0'31.677	256.533	0'30.836	0'30.836	267.327	0'30.464	0'30.464	260.241
2 ^a - 2	1'16.179	0'43.726	Biagi	1'10.325	0'40.231	Caldarelli	1'14.354	0'42.677	Perazzini	1'12.107	0'41.271	Meadows	1'14.727	0'44.263	Figueiredo
2 ^a - 3	1'57.845	0'41.666	PIT	1'45.048	0'34.723		1'51.499	0'37.145		1'52.384	0'40.277	PIT	1'51.232	0'36.505	
3 ^a - 1	5'58.770	5'58.770	194.245	0'30.646	0'30.646	261.502	0'31.474	0'31.474	257.757	2'46.333	2'46.333	195.299	0'30.436	0'30.436	258.993
3 ^a - 2	6'40.424	0'41.654	Biagi	1'15.614	0'44.968	Caldarelli	1'13.995	0'42.521	Perazzini	3'27.497	0'41.164	Meadows	1'11.316	0'40.880	Figueiredo
3 ^a - 3	7'16.021	0'35.597		1'58.367	0'42.753	PIT	1'50.828	0'36.833		4'03.113	0'35.616		1'47.360	0'36.044	
4 ^a - 1	0'30.945	0'30.945	261.502	3'23.755	3'23.755	195.299	0'31.274	0'31.274	258.374	0'30.214	0'30.214	266.667	0'31.828	0'31.828	258.993
4 ^a - 2	1'12.251	0'41.306	Biagi	4'05.205	0'41.450	Caldarelli	1'13.567	0'42.293	Perazzini	1'10.807	0'40.593	Meadows	1'20.774	0'48.946	Figueiredo
4 ^a - 3	1'47.774	0'35.523		4'40.346	0'35.141		1'50.034	0'36.467		1'45.881	0'35.074		1'56.689	0'35.915	
5 ^a - 1	0'30.352	0'30.352	260.870	0'30.010	0'30.010	258.993	0'31.180	0'31.180	257.143	0'30.167	0'30.167	267.327	0'30.464	0'30.464	258.374
5 ^a - 2	1'11.576	0'41.224	Biagi	1'10.018	0'40.008	Caldarelli	1'13.011	0'41.831	Perazzini	1'16.699	0'46.532	Meadows	1'11.473	0'41.009	Figueiredo
5 ^a - 3	1'46.725	0'35.149		1'44.440	0'34.422		1'55.323	0'42.312	PIT	2'00.027	0'43.328	PIT	1'46.825	0'35.352	
6 ^a - 1	0'30.434	0'30.434	260.870	0'32.920	0'32.920	262.136	2'38.720	2'38.720	163.637	8'55.149	8'55.149	154.728	0'30.792	0'30.792	258.993
6 ^a - 2	1'11.818	0'41.384	Biagi	1'19.524	0'46.604	Caldarelli	3'21.378	0'42.658	Perazzini	9'38.831	0'43.682	Meadows	1'12.265	0'41.473	Figueiredo
6 ^a - 3	1'52.433	0'40.615	PIT	1'55.146	0'35.622		3'57.993	0'36.615		10'15.563	0'36.732		1'52.914	0'40.649	PIT
7 ^a - 1	3'43.315	3'43.315	187.827	0'30.000	0'30.000	259.616	0'30.907	0'30.907	257.757	0'30.036	0'30.036	267.327	4'32.525	4'32.525	147.139
7 ^a - 2	4'26.965	0'43.650	Biagi	1'10.066	0'40.066	Caldarelli	1'12.168	0'41.261	Perazzini	1'10.521	0'40.485	Meadows	5'14.803	0'42.278	Figueiredo
7 ^a - 3	5'04.362	0'37.397		1'44.666	0'34.600		1'47.976	0'35.808		1'45.650	0'35.129		5'51.078	0'36.275	
8 ^a - 1	0'30.097	0'30.097	262.136	0'29.846	0'29.846	261.502	0'30.455	0'30.455	257.143	0'30.197	0'30.197	267.327	0'30.286	0'30.286	260.241
8 ^a - 2	1'10.690	0'40.593	Biagi	1'10.141	0'40.295	Caldarelli	1'11.707	0'41.252	Perazzini	1'10.670	0'40.473	Meadows	1'11.040	0'40.754	Figueiredo
8 ^a - 3	1'45.623	0'34.933		1'50.994	0'40.853	PIT	1'47.580	0'35.873		1'54.380	0'43.710	PIT	1'45.928	0'34.888	
9 ^a - 1	0'30.363	0'30.363	264.706				0'30.314	0'30.314	257.757				0'31.025	0'31.025	260.870
9 ^a - 2	1'12.130	0'41.767	Biagi				1'11.206	0'40.892	Perazzini				1'14.986	0'43.961	Figueiredo
9 ^a - 3	1'47.455	0'35.325					1'47.055	0'35.849					1'52.540	0'37.554	
10 ^a - 1	0'30.062	0'30.062	262.136				0'30.502	0'30.502	258.374				0'30.326	0'30.326	258.374
10 ^a - 2	1'10.621	0'40.559	Biagi				1'11.411	0'40.909	Perazzini				1'11.194	0'40.868	Figueiredo
10 ^a - 3	1'45.496	0'34.875					1'46.872	0'35.461					1'46.456	0'35.262	
11 ^a - 1	0'30.044	0'30.044	262.136				0'30.442	0'30.442	258.993				0'34.537	0'34.537	230.278
11 ^a - 2	1'10.841	0'40.797	Biagi				1'11.461	0'41.019	Perazzini				1'27.188	0'52.651	Figueiredo
11 ^a - 3	1'55.903	0'45.062	PIT				1'46.974	0'35.513					2'03.425	0'36.237	
12 ^a - 1							0'30.414	0'30.414	258.993				0'30.312	0'30.312	259.616
12 ^a - 2							1'11.287	0'40.873	Perazzini				1'11.234	0'40.922	Figueiredo
12 ^a - 3							1'49.994	0'38.707					1'57.442	0'46.208	PIT
13 ^a - 1							0'30.395	0'30.395	258.993						
13 ^a - 2							1'11.487	0'41.092	Perazzini						
13 ^a - 3							1'47.295	0'35.808							
14 ^a - 1							0'30.485	0'30.485	258.374						
14 ^a - 2							1'11.461	0'40.976	Perazzini						
14 ^a - 3							1'56.448	0'44.987	PIT						

Ideal Lap	
0'30.044	0'30.044
1'10.603	0'40.559
1'45.478	0'34.875

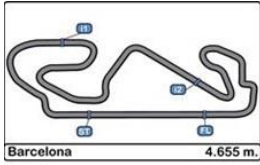
Ideal Lap	
0'29.846	0'29.846
1'09.854	0'40.008
1'44.276	0'34.422

Ideal Lap	
0'30.314	0'30.314
1'11.187	0'40.873
1'46.648	0'35.461

Ideal Lap	
0'30.036	0'30.036
1'10.509	0'40.473
1'45.583	0'35.074

Ideal Lap	
0'30.286	0'30.286
1'11.040	0'40.754
1'45.928	0'34.888

Ideal Best Lap	
0'29.585	0'29.585
1'09.415	0'39.830
1'43.837	0'34.422



**Circuit de Catalunya
International GT Open
Qualifying - 2**

Lap Analysis

29/10/2017

Number	16			17			20			21			22		
Lap	Lap Time	Partial	Speed	Lap Time	Partial	Speed	Lap Time	Partial	Speed	Lap Time	Partial	Speed	Lap Time	Partial	Speed
1 ^a - 1	0'30.773	0'30.773	259.616	0'32.085	0'32.085	257.143	0'31.507	0'31.507	258.374	0'32.486	0'32.486	259.616	0'35.191	0'35.191	218.182
1 ^a - 2	1'12.064	0'41.291	Khodair	1'15.378	0'43.293	Knoll	1'13.171	0'41.664	Pierburg	1'15.961	0'43.475	Scheuschner	1'18.755	0'43.564	Balfe
1 ^a - 3	1'49.209	0'37.145		1'52.832	0'37.454		1'49.877	0'36.706		1'53.452	0'37.491		1'55.671	0'36.916	
2 ^a - 1	0'30.348	0'30.348	261.502	0'31.517	0'31.517	259.616	0'31.078	0'31.078	260.870	0'31.843	0'31.843	262.136	0'30.909	0'30.909	263.415
2 ^a - 2	1'11.307	0'40.959	Khodair	1'14.300	0'42.783	Knoll	1'12.863	0'41.785	Pierburg	1'14.694	0'42.851	Scheuschner	1'12.448	0'41.539	Balfe
2 ^a - 3	1'46.074	0'34.767		1'51.229	0'36.929		1'49.699	0'36.836		1'51.703	0'37.009		1'48.385	0'35.937	
3 ^a - 1	0'29.884	0'29.884	262.136	0'31.417	0'31.417	260.241	0'30.957	0'30.957	261.502	0'31.833	0'31.833	263.415	0'30.618	0'30.618	263.415
3 ^a - 2	1'10.467	0'40.583	Khodair	1'13.973	0'42.556	Knoll	1'12.803	0'41.846	Pierburg	1'15.434	0'43.601	Scheuschner	1'12.216	0'41.598	Balfe
3 ^a - 3	1'45.446	0'34.979		1'50.936	0'36.963		1'49.247	0'36.444		1'52.687	0'37.253		1'47.825	0'35.609	
4 ^a - 1	0'30.321	0'30.321	263.415	0'32.272	0'32.272	259.616	0'30.960	0'30.960	259.616	0'31.473	0'31.473	262.774	0'30.500	0'30.500	264.059
4 ^a - 2	1'11.102	0'40.781	Khodair	1'16.471	0'44.199	Knoll	1'13.205	0'42.245	Pierburg	1'14.278	0'42.805	Scheuschner	1'11.610	0'41.110	Balfe
4 ^a - 3	1'52.415	0'41.313		2'01.233	0'44.762	PIT	1'55.723	0'42.518	PIT	1'52.307	0'38.029		1'46.994	0'35.384	
5 ^a - 1	0'30.139	0'30.139	260.241	3'58.110	3'58.110	192.171	6'45.787	6'45.787	189.807	0'31.511	0'31.511	264.059	0'30.466	0'30.466	264.706
5 ^a - 2	1'10.855	0'40.716	Khodair	4'40.231	0'42.121	Knoll	7'29.012	0'43.225	Pierburg	1'15.143	0'43.632	Scheuschner	1'13.559	0'43.093	Balfe
5 ^a - 3	1'45.820	0'34.965		5'16.365	0'36.134		8'05.758	0'36.746		1'52.843	0'37.700		2'00.933	0'47.374	PIT
6 ^a - 1	0'30.306	0'30.306	262.136	0'30.730	0'30.730	260.241	0'30.316	0'30.316	258.993	0'31.626	0'31.626	262.136	6'36.429	6'36.429	187.827
6 ^a - 2	1'11.178	0'40.872	Khodair	1'12.152	0'41.422	Knoll	1'10.944	0'40.628	Pierburg	1'14.402	0'42.776	Scheuschner	7'19.314	0'42.885	Balfe
6 ^a - 3	1'54.187	0'43.009	PIT	1'47.862	0'35.710		1'46.565	0'35.621		1'56.855	0'42.453	PIT	7'55.808	0'36.494	
7 ^a - 1	5'06.506	5'06.506	167.702	0'30.588	0'30.588	260.870	0'30.344	0'30.344	258.993	8'16.173	8'16.173	194.245	0'31.076	0'31.076	262.136
7 ^a - 2	5'49.768	0'43.262	Khodair	1'11.923	0'41.335	Knoll	1'10.837	0'40.493	Pierburg	9'02.512	0'46.339	Scheuschner	1'13.746	0'42.670	Balfe
7 ^a - 3	6'25.191	0'35.423		1'47.766	0'35.843		1'46.240	0'35.403		9'39.209	0'36.697		1'49.708	0'35.962	
8 ^a - 1	0'29.802	0'29.802	261.502	0'30.506	0'30.506	261.502	0'30.273	0'30.273	259.616	0'31.125	0'31.125	263.415	0'30.379	0'30.379	263.415
8 ^a - 2	1'10.009	0'40.207	Khodair	1'11.878	0'41.372	Knoll	1'11.519	0'41.246	Pierburg	1'12.956	0'41.831	Scheuschner	1'11.549	0'41.170	Balfe
8 ^a - 3	1'44.614	0'34.605		1'47.392	0'35.514		1'47.431	0'35.912		1'49.487	0'36.531		1'46.906	0'35.357	
9 ^a - 1	0'29.916	0'29.916	264.059	0'30.460	0'30.460	262.774	0'30.456	0'30.456	262.136	0'33.858	0'33.858	263.415	0'35.212	0'35.212	265.357
9 ^a - 2	1'11.564	0'41.648	Khodair	1'11.921	0'41.461	Knoll	1'11.604	0'41.148	Pierburg	1'16.806	0'42.948	Scheuschner	1'28.591	0'53.379	Balfe
9 ^a - 3	1'49.390	0'37.826		1'47.581	0'35.660		1'47.639	0'36.035		1'54.520	0'37.714		2'05.912	0'37.321	
10 ^a - 1	0'29.795	0'29.795	262.774	0'31.342	0'31.342	262.774	0'30.647	0'30.647	260.870	0'31.260	0'31.260	262.136	0'31.131	0'31.131	262.774
10 ^a - 2	1'11.540	0'41.745	Khodair	1'14.244	0'42.902	Knoll	1'11.930	0'41.283	Pierburg	1'13.189	0'41.929	Scheuschner	1'23.123	0'51.992	Balfe
10 ^a - 3	1'49.440	0'37.900		1'57.057	0'42.813		1'54.932	0'43.002	PIT	1'49.225	0'36.036		2'05.446	0'42.323	
11 ^a - 1	0'32.152	0'32.152	262.774	0'31.038	0'31.038	261.502				0'31.028	0'31.028	263.415	0'30.652	0'30.652	262.136
11 ^a - 2	1'13.415	0'41.263	Khodair	1'13.967	0'42.929	Knoll				1'12.883	0'41.855	Scheuschner	1'15.895	0'45.243	Balfe
11 ^a - 3	1'49.018	0'35.603		1'58.916	0'44.949	PIT				1'49.167	0'36.284		2'02.804	0'46.909	PIT
12 ^a - 1	0'29.855	0'29.855	262.774							0'33.086	0'33.086	262.136			
12 ^a - 2	1'11.568	0'41.713	Khodair							1'18.420	0'45.334	Scheuschner			
12 ^a - 3	1'53.656	0'42.088	PIT							2'01.208	0'42.788	PIT			
13 ^a - 1															
13 ^a - 2															
13 ^a - 3															
14 ^a - 1															
14 ^a - 2															
14 ^a - 3															

Ideal Lap	
0'29.795	0'29.795
1'10.002	0'40.207
1'44.607	0'34.605

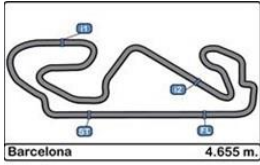
Ideal Lap	
0'30.460	0'30.460
1'11.795	0'41.335
1'47.309	0'35.514

Ideal Lap	
0'30.273	0'30.273
1'10.766	0'40.493
1'46.169	0'35.403

Ideal Lap	
0'31.028	0'31.028
1'12.859	0'41.831
1'48.895	0'36.036

Ideal Lap	
0'30.379	0'30.379
1'11.489	0'41.110
1'46.846	0'35.357

Ideal Best Lap	
0'29.585	0'29.585
1'09.415	0'39.830
1'43.837	0'34.422



**Circuit de Catalunya
International GT Open
Qualifying - 2**

Lap Analysis

29/10/2017

Number	23			24			25			51			54		
	Lap Time	Partial	Speed	Lap Time	Partial	Speed	Lap Time	Partial	Speed	Lap Time	Partial	Speed	Lap Time	Partial	Speed
1 ^a - 1	0'35.837	0'35.837	201.870	0'31.064	0'31.064	262.136	0'31.411	0'31.411	259.616	0'29.919	0'29.919	261.502	0'31.346	0'31.346	257.757
1 ^a - 2	1'23.246	0'47.409	Postiglione	1'12.864	0'41.800	Benham	1'13.309	0'41.898	Mowlem	1'09.982	0'40.063	Félix da Costa	1'12.807	0'41.461	Frommenwiler
1 ^a - 3	2'00.981	0'37.735		1'50.201	0'37.337		1'49.483	0'36.174		1'44.863	0'34.881		1'53.181	0'40.374	PIT
2 ^a - 1	0'32.525	0'32.525	260.241	0'30.927	0'30.927	262.136	0'30.722	0'30.722	261.502	0'29.879	0'29.879	260.870	3'31.434	3'31.434	161.920
2 ^a - 2	1'18.720	0'46.195	Postiglione	1'12.634	0'41.707	Benham	1'11.990	0'41.268	Mowlem	1'09.871	0'39.992	Félix da Costa	4'17.897	0'46.463	Frommenwiler
2 ^a - 3	1'56.637	0'37.917		1'48.945	0'36.311		1'47.795	0'35.805		1'44.547	0'34.676		4'54.180	0'36.283	
3 ^a - 1	0'31.388	0'31.388	260.241	0'30.651	0'30.651	262.136	0'30.606	0'30.606	260.241	0'29.893	0'29.893	260.870	0'30.007	0'30.007	262.136
3 ^a - 2	1'13.690	0'42.302	Postiglione	1'12.117	0'41.466	Benham	1'12.083	0'41.477	Mowlem	1'10.161	0'40.268	Félix da Costa	1'10.457	0'40.450	Frommenwiler
3 ^a - 3	1'53.984	0'40.294	PIT	1'47.768	0'35.651		1'47.734	0'35.651		1'44.791	0'34.630		1'45.461	0'35.004	
4 ^a - 1	3'59.214	3'59.214	193.549	0'30.810	0'30.810	262.136	0'30.524	0'30.524	259.616	0'30.030	0'30.030	261.502	0'30.039	0'30.039	264.706
4 ^a - 2	4'41.829	0'42.615	Postiglione	1'12.196	0'41.386	Benham	1'11.611	0'41.087	Mowlem	1'11.470	0'41.440	Félix da Costa	1'10.476	0'40.437	Frommenwiler
4 ^a - 3	5'17.423	0'35.594		1'48.094	0'35.898		1'47.529	0'35.918		1'50.620	0'39.150	PIT	1'45.903	0'35.427	
5 ^a - 1	0'32.886	0'32.886	263.415	0'30.661	0'30.661	262.774	0'30.553	0'30.553	260.241	5'03.547	5'03.547	142.669	0'29.838	0'29.838	262.774
5 ^a - 2	1'14.443	0'41.557	Postiglione	1'12.220	0'41.559	Benham	1'11.805	0'41.252	Mowlem	5'47.308	0'43.761	Félix da Costa	1'10.776	0'40.938	Frommenwiler
5 ^a - 3	1'49.719	0'35.276		1'47.993	0'35.773		1'47.412	0'35.607		6'23.358	0'36.050		1'48.075	0'37.299	
6 ^a - 1	0'30.494	0'30.494	263.415	0'30.737	0'30.737	262.136	0'30.912	0'30.912	259.616	0'29.662	0'29.662	262.774	0'30.018	0'30.018	261.502
6 ^a - 2	1'11.364	0'40.870	Postiglione	1'12.131	0'41.394	Benham	1'13.248	0'42.336	Mowlem	1'09.492	0'39.830	Félix da Costa	1'10.599	0'40.581	Frommenwiler
6 ^a - 3	1'46.488	0'35.124		1'52.241	0'40.110	PIT	1'59.023	0'45.775	PIT	1'43.988	0'34.496		1'46.114	0'35.515	
7 ^a - 1	0'30.175	0'30.175	263.415	5'09.874	5'09.874	114.286	2'16.922	2'16.922	195.653	0'29.585	0'29.585	262.774	0'31.081	0'31.081	262.136
7 ^a - 2	1'10.824	0'40.649	Postiglione	5'53.979	0'44.105	Benham	2'58.719	0'41.797	Mowlem	1'09.534	0'39.949	Félix da Costa	1'12.836	0'41.755	Frommenwiler
7 ^a - 3	1'45.689	0'34.865		6'30.413	0'36.434		3'37.169	0'38.450		1'44.058	0'34.524		1'53.830	0'40.994	PIT
8 ^a - 1	0'30.211	0'30.211	262.774	0'30.743	0'30.743	262.774	0'30.508	0'30.508	257.757	0'31.393	0'31.393	262.774	5'10.252	5'10.252	190.477
8 ^a - 2	1'11.317	0'41.106	Postiglione	1'12.138	0'41.395	Benham	1'11.371	0'40.863	Mowlem	1'19.539	0'48.146	Félix da Costa	5'53.498	0'43.246	Frommenwiler
8 ^a - 3	1'50.756	0'39.439	PIT	1'47.595	0'35.457		1'46.740	0'35.369		2'02.107	0'42.568	PIT	6'29.967	0'36.469	
9 ^a - 1	1'52.331	1'52.331	193.896	0'30.491	0'30.491	262.136	0'30.279	0'30.279	259.616				0'30.013	0'30.013	262.136
9 ^a - 2	2'33.870	0'41.539	Postiglione	1'11.579	0'41.088	Benham	1'11.016	0'40.737	Mowlem				1'10.176	0'40.163	Frommenwiler
9 ^a - 3	3'09.545	0'35.675		1'58.016	0'46.437		1'46.028	0'35.012					1'45.250	0'35.074	
10 ^a - 1	0'30.139	0'30.139	264.706	0'30.773	0'30.773	263.415	0'30.161	0'30.161	259.616				0'29.790	0'29.790	264.706
10 ^a - 2	1'10.652	0'40.513	Postiglione	1'12.411	0'41.638	Benham	1'11.093	0'40.932	Mowlem				1'09.913	0'40.123	Frommenwiler
10 ^a - 3	1'45.653	0'35.001		1'47.847	0'35.436		1'47.115	0'36.022					1'45.010	0'35.097	
11 ^a - 1	0'30.024	0'30.024	264.059	0'30.573	0'30.573	264.059	0'30.235	0'30.235	260.241				0'29.992	0'29.992	265.357
11 ^a - 2	1'10.673	0'40.649	Postiglione	1'11.869	0'41.296	Benham	1'11.146	0'40.911	Mowlem				1'10.708	0'40.716	Frommenwiler
11 ^a - 3	1'46.245	0'35.572		1'47.318	0'35.449		1'46.153	0'35.007					1'51.829	0'41.121	PIT
12 ^a - 1	0'29.997	0'29.997	263.415	0'30.629	0'30.629	263.415	0'30.080	0'30.080	259.616						
12 ^a - 2	1'10.302	0'40.305	Postiglione	1'14.222	0'43.593	Benham	1'14.394	0'44.314	Mowlem						
12 ^a - 3	1'45.397	0'35.095		2'04.373	0'50.151	PIT	1'50.515	0'36.121							
13 ^a - 1	0'30.105	0'30.105	262.774				0'30.208	0'30.208	259.616						
13 ^a - 2	1'11.367	0'41.262	Postiglione				1'10.765	0'40.557	Mowlem						
13 ^a - 3	1'51.598	0'40.231	PIT				1'45.831	0'35.066							
14 ^a - 1							0'33.672	0'33.672	260.241						
14 ^a - 2							1'21.431	0'47.759	Mowlem						
14 ^a - 3							2'12.839	0'51.408	PIT						

Ideal Lap	
0'29.997	0'29.997
1'10.302	0'40.305
1'45.167	0'34.865

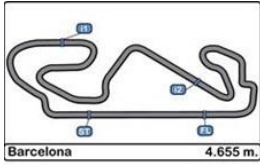
Ideal Lap	
0'30.491	0'30.491
1'11.579	0'41.088
1'47.015	0'35.436

Ideal Lap	
0'30.080	0'30.080
1'11.579	0'40.557
1'45.644	0'35.007

Ideal Lap	
0'29.585	0'29.585
1'09.415	0'39.830
1'43.911	0'34.496

Ideal Lap	
0'29.790	0'29.790
1'09.913	0'40.123
1'44.917	0'35.004

Ideal Best Lap	
0'29.585	0'29.585
1'09.415	0'39.830
1'43.837	0'34.422



**Circuit de Catalunya
International GT Open
Qualifying - 2**

Lap Analysis

29/10/2017

Number	55			63			65			88			96			
	Lap	Lap Time	Partial	Speed	Lap Time	Partial	Speed	Lap Time	Partial	Speed	Lap Time	Partial	Speed	Lap Time	Partial	Speed
1ª - 1	0'30.331	0'30.331		258.993				0'30.826	0'30.826	261.502	0'30.159	0'30.159	262.774	0'30.823	0'30.823	267.327
1ª - 2	1'10.997	0'40.666		Farnbacher				1'12.083	0'41.257	Rueda	1'10.635	0'40.476	Ledogar	1'12.256	0'41.433	Wilkinson
1ª - 3	1'46.784	0'35.787			1'50.007	1'50.007		1'47.990	0'35.907		1'45.297	0'34.662		1'48.096	0'35.840	
2ª - 1	0'30.013	0'30.013		262.136				0'30.596	0'30.596	264.059	0'30.079	0'30.079	260.241	0'30.296	0'30.296	269.327
2ª - 2	1'10.353	0'40.340		Farnbacher	1'12.583	1'12.583	Venturini	1'11.883	0'41.287	Rueda	1'10.538	0'40.459	Ledogar	1'11.290	0'40.994	Wilkinson
2ª - 3	1'45.505	0'35.152			1'48.769	0'36.186		1'47.671	0'35.788		1'45.466	0'34.928		1'46.862	0'35.572	
3ª - 1	0'29.719	0'29.719		262.136				0'30.508	0'30.508	264.706	0'30.174	0'30.174	262.774	0'30.236	0'30.236	269.327
3ª - 2	1'10.348	0'40.629		Farnbacher	1'12.180	0'41.441	Venturini	1'12.140	0'41.632	Rueda	1'10.707	0'40.533	Ledogar	1'11.462	0'41.226	Wilkinson
3ª - 3	1'50.346	0'39.998		PIT	1'54.169	0'41.989	PIT	1'48.076	0'35.936		1'50.108	0'39.401	PIT	1'46.805	0'35.343	
4ª - 1	7'32.978	7'32.978		186.529				0'31.446	0'31.446	263.415	10'42.754	10'42.754	189.142	0'34.594	0'34.594	254.717
4ª - 2	8'16.458	0'43.480		Farnbacher	5'38.144	0'43.023	Venturini	1'13.509	0'42.063	Rueda	11'34.438	0'51.684	Ledogar	1'25.238	0'50.644	Wilkinson
4ª - 3	8'52.478	0'36.020			6'21.553	0'43.409		1'49.423	0'35.914		12'10.115	0'35.677		2'13.300	0'48.062	PIT
5ª - 1	0'29.869	0'29.869		261.502				0'30.601	0'30.601	262.136	0'30.175	0'30.175	260.241	9'39.133	9'39.133	157.435
5ª - 2	1'10.445	0'40.576		Farnbacher	1'10.291	0'40.294	Venturini	1'11.904	0'41.303	Rueda	1'10.462	0'40.287	Ledogar	10'30.757	0'51.624	Wilkinson
5ª - 3	1'48.234	0'37.789			1'45.314	0'35.023		1'47.798	0'35.894		1'45.377	0'34.915		11'13.841	0'43.084	
6ª - 1	0'29.808	0'29.808		262.136				0'32.412	0'32.412	262.774	0'30.252	0'30.252	261.502	0'32.088	0'32.088	267.327
6ª - 2	1'10.061	0'40.253		Farnbacher	1'11.734	0'41.824	Venturini	1'14.344	0'41.932	Rueda	1'10.945	0'40.693	Ledogar	1'23.606	0'51.518	Wilkinson
6ª - 3	1'45.095	0'35.034			1'53.859	0'42.125	PIT	1'59.835	0'45.491	PIT	1'45.779	0'34.834		2'04.134	0'40.528	
7ª - 1	0'29.704	0'29.704		263.415				9'41.300	9'41.300	184.616	0'30.160	0'30.160	260.870	0'30.530	0'30.530	267.991
7ª - 2	1'10.009	0'40.305		Farnbacher	6'12.068	0'40.480	Venturini	10'22.296	0'40.996	Rueda	1'10.584	0'40.424	Ledogar	1'11.433	0'40.903	Wilkinson
7ª - 3	1'45.337	0'35.328			6'52.804	0'40.736		10'57.319	0'35.023		1'45.377	0'34.793		1'47.949	0'36.516	
8ª - 1	0'30.562	0'30.562		263.415				0'29.993	0'29.993	263.415	0'30.195	0'30.195	261.502	0'30.308	0'30.308	269.327
8ª - 2	1'19.944	0'49.382		Farnbacher	1'10.165	0'40.172	Venturini	1'09.764	0'40.011	Rueda	1'10.761	0'40.566	Ledogar	1'10.883	0'40.575	Wilkinson
8ª - 3	2'01.788	0'41.844		PIT	1'45.088	0'34.923		1'44.264	0'34.500		1'49.506	0'38.745	PIT	1'46.063	0'35.180	
9ª - 1					0'29.974	0'29.974	265.357	0'29.881	0'29.881	263.415				0'31.394	0'31.394	272.728
9ª - 2					1'10.404	0'40.430	Venturini	1'09.918	0'40.037	Rueda				1'17.669	0'46.275	Wilkinson
9ª - 3					1'52.068	0'41.664	PIT	1'46.982	0'37.064					1'53.477	0'35.808	
10ª - 1								0'29.914	0'29.914	263.415				0'30.455	0'30.455	268.657
10ª - 2								1'09.996	0'40.082	Rueda				1'20.074	0'49.619	Wilkinson
10ª - 3								2'00.242	0'50.246	PIT				2'23.191	1'03.117	PIT
11ª - 1																
11ª - 2																
11ª - 3																
12ª - 1																
12ª - 2																
12ª - 3																
13ª - 1																
13ª - 2																
13ª - 3																
14ª - 1																
14ª - 2																
14ª - 3																

Ideal Lap	
0'29.704	0'29.704
1'09.957	0'40.253
1'44.991	0'35.034

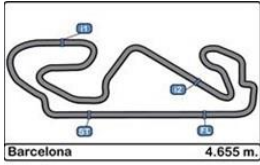
Ideal Lap	
0'29.910	0'29.910
1'10.082	0'40.172
1'45.005	0'34.923

Ideal Lap	
0'29.753	0'29.753
1'09.764	0'40.011
1'44.264	0'34.500

Ideal Lap	
0'30.079	0'30.079
1'10.366	0'40.287
1'45.028	0'34.662

Ideal Lap	
0'30.236	0'30.236
1'10.811	0'40.575
1'45.991	0'35.180

Ideal Best Lap	
0'29.585	0'29.585
1'09.415	0'39.830
1'43.837	0'34.422



**Circuit de Catalunya
International GT Open
Qualifying - 2**

Lap Analysis

29/10/2017

Number	99			333			488			555		
Lap	Lap Time	Partial	Speed	Lap Time	Partial	Speed	Lap Time	Partial	Speed	Lap Time	Partial	Speed
1ª - 1	0'32.483	0'32.483	257.757	0'32.153	0'32.153	257.757	0'31.075	0'31.075	257.143	0'30.419	0'30.419	262.774
1ª - 2	1'15.521	0'43.038	Silva	1'14.655	0'42.502	Borisov	1'12.107	0'41.032	Mac	1'11.479	0'41.060	Hamaguchi
1ª - 3	1'53.388	0'37.867		1'51.385	0'36.730		1'48.186	0'36.079		1'53.504	0'42.025	
2ª - 1	0'32.264	0'32.264	260.870	0'31.279	0'31.279	258.993	0'30.263	0'30.263	259.616	0'30.274	0'30.274	263.415
2ª - 2	1'14.941	0'42.677	Silva	1'13.307	0'42.028	Borisov	1'10.699	0'40.436	Mac	1'11.478	0'41.204	Hamaguchi
2ª - 3	1'52.013	0'37.072		1'49.717	0'36.410		1'45.573	0'34.874		1'47.600	0'36.122	
3ª - 1	0'31.643	0'31.643	259.616	0'31.414	0'31.414	260.241	0'30.201	0'30.201	260.241	0'36.837	0'36.837	249.423
3ª - 2	1'15.441	0'43.798	Silva	1'14.213	0'42.799	Borisov	1'10.782	0'40.581	Mac	1'20.656	0'43.819	Hamaguchi
3ª - 3	1'53.946	0'38.505		1'56.338	0'42.125	PIT	1'46.217	0'35.435		1'57.184	0'36.528	
4ª - 1	0'31.275	0'31.275	260.241	1'23.336	1'23.336	174.475	0'30.213	0'30.213	260.241	0'30.524	0'30.524	262.774
4ª - 2	1'13.782	0'42.507	Silva	2'06.912	0'43.576	Borisov	1'10.670	0'40.457	Mac	1'11.573	0'41.049	Hamaguchi
4ª - 3	1'51.307	0'37.525		2'43.264	0'36.352		1'45.455	0'34.785		1'47.606	0'36.033	
5ª - 1	0'32.627	0'32.627	261.502	0'31.030	0'31.030	258.993	0'30.201	0'30.201	260.241	0'30.972	0'30.972	264.059
5ª - 2	1'16.283	0'43.656	Silva	1'12.450	0'41.420	Borisov	1'11.253	0'41.052	Mac	1'14.292	0'43.320	Hamaguchi
5ª - 3	1'53.870	0'37.587		1'48.060	0'35.610		1'51.853	0'40.600	PIT	2'04.414	0'50.122	PIT
6ª - 1	0'31.435	0'31.435	260.241	0'30.709	0'30.709	259.616	2'55.364	2'55.364	193.203	2'46.517	2'46.517	191.830
6ª - 2	1'13.804	0'42.369	Silva	1'11.828	0'41.119	Borisov	3'36.733	0'41.369	Mac	3'27.647	0'41.130	Hamaguchi
6ª - 3	1'57.406	0'43.602	PIT	1'47.149	0'35.321		4'12.039	0'35.306		4'04.066	0'36.419	
7ª - 1	4'11.209	4'11.209	192.171	0'30.359	0'30.359	260.241	0'30.115	0'30.115	258.374	0'30.642	0'30.642	258.993
7ª - 2	4'53.553	0'42.344	Silva	1'11.396	0'41.037	Borisov	1'10.272	0'40.157	Mac	1'11.723	0'41.081	Hamaguchi
7ª - 3	5'30.622	0'37.069		1'46.718	0'35.322		1'44.935	0'34.663		1'47.254	0'35.531	
8ª - 1	0'30.915	0'30.915	258.993	0'30.600	0'30.600	260.241	0'29.944	0'29.944	258.993	0'30.254	0'30.254	262.774
8ª - 2	1'12.732	0'41.817	Silva	1'11.492	0'40.892	Borisov	1'09.953	0'40.009	Mac	1'10.898	0'40.644	Hamaguchi
8ª - 3	1'49.339	0'36.607		1'46.900	0'35.408		1'44.896	0'34.943		1'46.520	0'35.622	
9ª - 1	0'30.847	0'30.847	258.993	0'31.031	0'31.031	262.774	0'29.978	0'29.978	260.241	0'30.255	0'30.255	263.415
9ª - 2	1'12.368	0'41.521	Silva	1'12.637	0'41.606	Borisov	1'10.191	0'40.213	Mac	1'11.286	0'41.031	Hamaguchi
9ª - 3	1'48.756	0'36.388		1'49.496	0'36.859		1'45.912	0'35.721		1'47.039	0'35.753	
10ª - 1	0'30.635	0'30.635	259.616	0'30.775	0'30.775	262.136	0'30.011	0'30.011	260.241	0'30.591	0'30.591	263.415
10ª - 2	1'13.185	0'42.550	Silva	1'12.479	0'41.704	Borisov	1'10.446	0'40.435	Mac	1'20.708	0'50.117	Hamaguchi
10ª - 3	1'58.223	0'45.038	PIT	1'57.695	0'45.216	PIT	1'46.472	0'36.026		2'07.638	0'46.930	PIT
11ª - 1							0'29.870	0'29.870	260.870			
11ª - 2							1'10.150	0'40.280	Mac			
11ª - 3							1'44.910	0'34.760				
12ª - 1							0'31.032	0'31.032	261.502			
12ª - 2							1'16.309	0'45.277	Mac			
12ª - 3							2'00.537	0'44.228	PIT			
13ª - 1												
13ª - 2												
13ª - 3												
14ª - 1												
14ª - 2												
14ª - 3												

Ideal Lap	
0'30.635	0'30.635
1'12.156	0'41.521
1'48.544	0'36.388

Ideal Lap	
0'30.359	0'30.359
1'11.251	0'40.892
1'46.572	0'35.321

Ideal Lap	
0'29.870	0'29.870
1'09.879	0'40.009
1'44.542	0'34.663

Ideal Lap	
0'30.254	0'30.254
1'10.898	0'40.644
1'46.429	0'35.531

Ideal Best Lap	
0'29.585	0'29.585
1'09.415	0'39.830
1'43.837	0'34.422

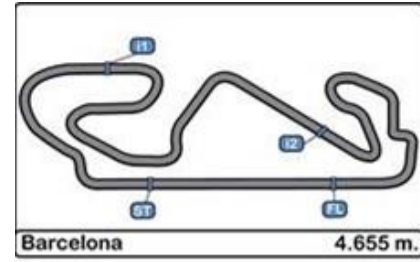


Circuito de Catalunya International GT Open Qualifying - 2

Best Sectors Results

29/10/2017

Sector - 1				Sector - 2				Sector - 3				Ideal Lap vs Best Lap				
Ord.	Nº	Driver	Time	Nº	Driver	Time	Nº	Driver	Time	Ord.	Nº	Driver	Ideal Lap	Best Lap	Ord.	
1	51	António Félix da Costa	29.585	51	António Félix da Costa	39.830	5	Andrea Caldarelli	34.422	1	51	António Félix da Costa	1'43.911	1'43.988	1	
2	55	Mario Farnbacher	29.704	5	Andrea Caldarelli	40.008	51	António Félix da Costa	34.496	2	65	Fran Rueda	1'44.264	1'44.264	2	
3	65	Fran Rueda	29.753	488	Mikkel Mac	40.009	65	Fran Rueda	34.500	3	5	Andrea Caldarelli	1'44.276	1'44.440	3	
4	54	Philipp Frommenwiler	29.790	65	Fran Rueda	40.011	16	Allam Khodair	34.605	4	488	Mikkel Mac	1'44.542	1'44.896	5	
5	16	Allam Khodair	29.795	54	Philipp Frommenwiler	40.123	88	Côme Ledogar	34.662	5	16	Allam Khodair	1'44.607	1'44.614	4	
6	5	Andrea Caldarelli	29.846	63	Giovanni Venturini	40.172	488	Mikkel Mac	34.663	6	54	Philipp Frommenwiler	1'44.917	1'45.010	6	
7	488	Mikkel Mac	29.870	16	Allam Khodair	40.207	23	Vito Postiglione	34.865	7	55	Mario Farnbacher	1'44.991	1'45.095	8	
8	63	Giovanni Venturini	29.910	55	Mario Farnbacher	40.253	1	Thomas Biagi	34.875	8	63	Giovanni Venturini	1'45.005	1'45.088	7	
9	23	Vito Postiglione	29.997	88	Côme Ledogar	40.287	12	Nonô Figueiredo	34.888	9	88	Côme Ledogar	1'45.028	1'45.297	9	
10	10	Michael Meadows	30.036	23	Vito Postiglione	40.305	63	Giovanni Venturini	34.923	10	23	Vito Postiglione	1'45.167	1'45.397	10	
11	1	Thomas Biagi	30.044	10	Michael Meadows	40.473	54	Philipp Frommenwiler	35.004	11	1	Thomas Biagi	1'45.478	1'45.496	11	
12	88	Côme Ledogar	30.079	20	Valentin Pierburg	40.493	25	Johnny Mowlem	35.007	12	10	Michael Meadows	1'45.583	1'45.650	12	
13	25	Johnny Mowlem	30.080	25	Johnny Mowlem	40.557	55	Mario Farnbacher	35.034	13	25	Johnny Mowlem	1'45.644	1'45.831	13	
14	96	Oliver Wilkinson	30.236	1	Thomas Biagi	40.559	10	Michael Meadows	35.074	14	12	Nonô Figueiredo	1'45.928	1'45.928	14	
15	555	Hiroshi Hamaguchi	30.254	96	Oliver Wilkinson	40.575	96	Oliver Wilkinson	35.180	15	96	Oliver Wilkinson	1'45.991	1'46.063	15	
16	20	Valentin Pierburg	30.273	555	Hiroshi Hamaguchi	40.644	333	Sergei Borisov	35.321	16	20	Valentin Pierburg	1'46.169	1'46.240	16	
17	12	Nonô Figueiredo	30.286	12	Nonô Figueiredo	40.754	22	Shaun Balfe	35.357	17	555	Hiroshi Hamaguchi	1'46.429	1'46.520	17	
18	8	Piergiuseppe Perazzini	30.314	8	Piergiuseppe Perazzini	40.873	20	Valentin Pierburg	35.403	18	333	Sergei Borisov	1'46.572	1'46.718	18	
19	333	Sergei Borisov	30.359	333	Sergei Borisov	40.892	24	Michael Benham	35.436	19	8	Piergiuseppe Perazzini	1'46.648	1'46.872	19	
20	22	Shaun Balfe	30.379	24	Michael Benham	41.088	8	Piergiuseppe Perazzini	35.461	20	22	Shaun Balfe	1'46.846	1'46.906	20	
21	17	Jakub Knoll	30.460	22	Shaun Balfe	41.110	17	Jakub Knoll	35.514	21	24	Michael Benham	1'47.015	1'47.318	21	
22	24	Michael Benham	30.491	17	Jakub Knoll	41.335	555	Hiroshi Hamaguchi	35.531	22	17	Jakub Knoll	1'47.309	1'47.392	22	
23	99	Luis Silva	30.635	99	Luis Silva	41.521	21	Paul Scheuschner	36.036	23	99	Luis Silva	1'48.544	1'48.756	23	
24	21	Paul Scheuschner	31.028	21	Paul Scheuschner	41.831	99	Luis Silva	36.388	24	21	Paul Scheuschner	1'48.895	1'49.167	24	



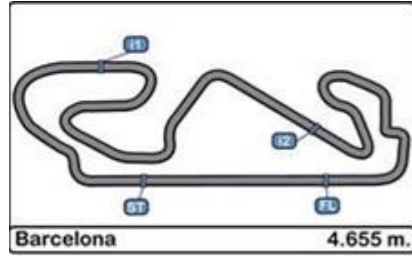
Circuito de Catalunya
International GT Open
Qualifying - 2

Best Top Speeds

29/10/2017

Ord.	Nº	Entrant / Team	Nat.	Driver	Nat.	St.	Driver 2	Nat.	St.	Vehicle	Cat.	Cla.	Top 1		Top 2		Top 3		Top 4		Top 5		Avg.
													Km/h	Lap	Km/h	Lap	Km/h	Lap	Km/h	Lap	Km/h	Lap	
1	96	Optimum Motorsport	GBR	Bradley Ellis	GBR	Silver	Oliver Wilkinson	GBR	Bronze	Audi R8 LMS	PROAM	1º	272.727	10	269.327	3	269.327	4	269.327	9	268.657	11	269.873
2	10	Jordan Racing	GBR	Jordan Witt	GBR	Bronze	Michael Meadows	GBR	Gold	Bentley GT3	PROAM	2º	267.327	3	267.327	6	267.327	8	267.327	9	266.667	5	267.195
3	63	Imperiale Racing	ITA	Giovanni Venturini	ITA	Gold	Marco Mapelli	ITA	Gold	Lamborghini Huracan GT3	PRO	1º	266.667	4	265.356	10	263.415	9	262.774	3	262.774	7	264.197
4	22	Shaun Balfe / Balfe Motorsport	GBR	Shaun Balfe	GBR	Bronze	Rob Bell	GBR	Platinum	McLaren 650 S GT3 2015	PROAM	3º	265.356	10	264.706	6	264.059	5	263.415	4	263.415	3	264.190
5	54	Emil Frey Lexus Racing	CHE	Albert Costa	ESP	Gold	Philipp Frommenwiler	CHE	Silver	Lexus RC F GT3	PRO	2º	265.356	12	264.706	5	264.706	11	262.774	6	262.136	4	263.936
6	1	Imperiale Racing	ITA	Thomas Biagi	ITA	Gold	Raffaele Gianmaria	ITA	Gold	Lamborghini Huracan GT3	PRO	3º	264.706	10	262.136	9	262.136	11	262.136	12	261.501	5	262.523
7	23	Imperiale Racing	ITA	Vito Postiglione	ITA	Gold	Christian Engelhart	DEU	Gold	Lamborghini Huracan GT3	PRO	4º	264.706	11	264.059	12	263.415	7	263.415	13	263.415	6	263.802
8	65	RACE / BMW Team Teo Martín	ESP	Victor Bouveng	SWE	Silver	Fran Rueda	ESP	Silver	BMW M6 GT3	PRO	5º	264.706	4	264.059	3	263.415	10	263.415	5	263.415	11	263.802
9	16	Drivex School	ESP	Marcelo Hahn	BRA	Bronze	Allam Khodair	BRA	Gold	Mercedes AMG GT3	PROAM	4º	264.059	10	263.415	5	262.774	11	262.774	12	262.774	13	263.159
10	21	Konrad Motorsport	DEU	Hendrik Still	DEU	Silver	Paul Scheuschner	DEU	Bronze	Lamborghini Huracan GT3	PROAM	5º	264.059	6	263.415	9	263.415	10	263.415	4	263.415	12	263.543
11	24	Garage 59	GBR	Michael Benham	GBR	Bronze	Duncan Tappy	GBR	Gold	McLaren 650 S GT3 2015	PROAM	6º	264.059	12	263.415	11	263.415	13	262.774	6	262.774	9	263.287
12	555	FFF Racing Team by ACM	CHN	Hiroshi Hamaguchi	JPN	Bronze	Vitantonio Liuzzi	ITA	Platinum	Lamborghini Huracan GT3	PROAM	7º	264.059	6	263.415	10	263.415	3	263.415	11	262.774	5	263.415
13	55	Farnbacher Racing	DEU	Dominik Farnbacher	DEU	Gold	Mario Farnbacher	DEU	Silver	Lexus RC F GT3	PRO	6º	263.415	8	263.415	9	262.136	3	262.136	4	262.136	7	262.647
14	17	Senkyr Motorsport	CZE	Jakub Knoll	CZE	Silver	Richard Gonda	SVK	Bronze	BMW M6 GT3	PROAM	8º	262.774	10	262.774	11	261.501	9	261.501	12	260.870	8	261.884
15	51	RACE / BMW Team Teo Martín	ESP	Lourenço Beirão da Veiga	PRT	Silver	António Félix da Costa	PRT	Gold	BMW M6 GT3	PRO	7º	262.774	7	262.774	8	262.774	9	261.501	2	261.501	5	262.265
16	88	Garage 59	GBR	Alexander West	SWE	Bronze	Côme Ledogar	FRA	Platinum	McLaren 650 S GT3 2015	PROAM	9º	262.774	2	262.774	4	261.501	9	261.501	7	260.870	8	261.884
17	333	Rinaldi Racing	DEU	Rinat Salikhov	RUS	Bronze	Sergei Borisov	RUS	Bronze	Ferrari 488 GT3	AM	1º	262.774	10	262.136	11	260.241	4	260.241	8	260.241	9	261.127
18	5	SF Racing	CHN	Fu Songyang	CHN	Bronze	Andrea Caldarelli	ITA	Gold	Ferrari 488 GT3	PROAM	10º	262.136	7	261.501	4	261.501	9	260.870	3	259.615	8	261.125
19	20	SPS Automotive Performance	DEU	Valentin Pierburg	DEU	Bronze	Tom Onslow-Cole	GBR	Gold	Mercedes AMG GT3	PROAM	11º	262.136	10	261.501	4	260.870	3	260.870	11	259.615	5	260.998
20	25	FF Corse	GBR	Ivor Dunbar	GBR	Bronze	Johnny Mowlem	GBR	Gold	Ferrari 488 GT3	PROAM	12º	261.501	3	260.241	4	260.241	6	260.241	12	260.241	15	260.493
21	99	Sports and You	PRT	António Coimbra	PRT	Bronze	Luis Silva	PRT	Bronze	Mercedes AMG GT3	AM	2º	261.501	6	260.870	3	260.241	5	260.241	7	259.615	11	260.494
22	488	Spirit of Race	CHE	Miguel Ramos	PRT	Silver	Mikkel Mac	DNK	Gold	Ferrari 488 GT3	PRO	8º	261.501	13	260.870	12	260.241	4	260.241	5	260.241	6	260.619
23	12	Sports and You	PRT	Marcio Basso	BRA	Bronze	Nonô Figueiredo	BRA	Bronze	Mercedes AMG GT3	AM	3º	260.870	10	260.241	3	260.241	9	259.615	13	258.993	5	259.992
24	8	AF Corse	ITA	Piergiuseppe Perazzini	ITA	Bronze	Marco Cioci	ITA	Gold	Ferrari 488 GT3	PROAM	13º	258.993	12	258.993	13	258.993	14	258.373	5	258.373	11	258.745





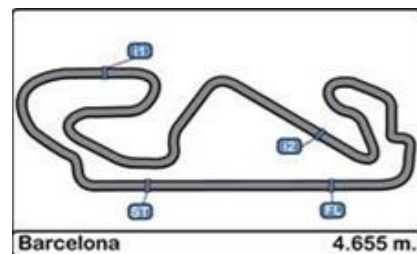
Circuit de Catalunya International GT Open Qualifying - 2

Fastest Lap Sequence

29/10/2017

Time of Day	Session Time	Nº	Entrant / Team	Nat.	Driver	Nat.	St.	Driver 2	Nat.	St.	Vehicle	Cat.	Time	Km/h	Lap
9:44'00.515	3'54.709	63	Imperiale Racing	ITA	Giovanni Venturini	ITA	Gold	Marco Mapelli	ITA	Gold	Lamborghini Huracan GT3	PRO	1'50.007	152.336	2
9:44'01.628	3'55.797	20	SPS Automotive Performance	DEU	Valentin Pierburg	DEU	Bronze	Tom Onslow-Cole	GBR	Gold	Mercedes AMG GT3	PROAM	1'49.877	152.516	2
9:44'05.220	3'59.421	10	Jordan Racing	GBR	Jordan Witt	GBR	Bronze	Michael Meadows	GBR	Gold	Bentley GT3	PROAM	1'49.520	153.013	2
9:45'08.718	5'02.899	65	RACE / BMW Team Teo Martín	ESP	Victor Bouveng	SWE	Silver	Fran Rueda	ESP	Silver	BMW M6 GT3	PRO	1'47.990	155.181	2
9:45'28.668	5'22.829	12	Sports and You	PRT	Marcio Basso	BRA	Bronze	Nonô Figueiredo	BRA	Bronze	Mercedes AMG GT3	AM	1'47.820	155.426	2
9:46'54.346	6'48.575	555	FFF Racing Team by ACM	CHN	Hiroshi Hamaguchi	JPN	Bronze	Vitantonio Liuzzi	ITA	Platinum	Lamborghini Huracan GT3	PROAM	1'47.600	155.743	3
9:46'59.573	6'53.824	16	Drivex School	ESP	Marcelo Hahn	BRA	Bronze	Allam Khodair	BRA	Gold	Mercedes AMG GT3	PROAM	1'46.074	157.984	3
9:47'25.720	7'19.929	88	Garage 59	GBR	Alexander West	SWE	Bronze	Côme Ledogar	FRA	Platinum	McLaren 650 S GT3 2015	PROAM	1'45.297	159.150	2
9:51'38.753	11'32.914	5	SF Racing	CHN	Fu Songyang	CHN	Bronze	Andrea Caldarelli	ITA	Gold	Ferrari 488 GT3	PROAM	1'45.048	159.527	3
9:53'12.117	13'06.330	51	RACE / BMW Team Teo Martín	ESP	Lourenço Beirão da Veiga	PRT	Silver	António Félix da Costa	PRT	Gold	BMW M6 GT3	PRO	1'44.863	159.809	2
9:54'56.722	14'50.877	51	RACE / BMW Team Teo Martín	ESP	Lourenço Beirão da Veiga	PRT	Silver	António Félix da Costa	PRT	Gold	BMW M6 GT3	PRO	1'44.547	160.292	3
10:00'01.927	19'56.067	5	SF Racing	CHN	Fu Songyang	CHN	Bronze	Andrea Caldarelli	ITA	Gold	Ferrari 488 GT3	PROAM	1'44.440	160.456	6
10:06'39.467	26'33.634	51	RACE / BMW Team Teo Martín	ESP	Lourenço Beirão da Veiga	PRT	Silver	António Félix da Costa	PRT	Gold	BMW M6 GT3	PRO	1'43.988	161.153	7



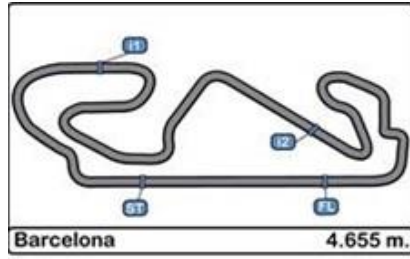


Circuito de Catalunya International GT Open

Event Maximum Speed

29/10/2017

Ord.	Nº	Entrant / Team	Nat.	Driver	Nat.	St.	Driver 2	Nat.	St.	Vehicle	Cat.	Cla.	Km/h	Lap	Session
1	96	Optimum Motorsport	GBR	Bradley Ellis	GBR	Silver	Oliver Wilkinson	GBR	Bronze	Audi R8 LMS	PROAM	1º	272.728	10	Qualifying - 2
2	10	Jordan Racing	GBR	Jordan Witt	GBR	Bronze	Michael Meadows	GBR	Gold	Bentley GT3	PROAM	2º	270.000	7	Qualifying - 1
3	21	Konrad Motorsport	DEU	Hendrik Still	DEU	Silver	Paul Scheuschner	DEU	Bronze	Lamborghini Huracan GT3	PROAM	3º	268.657	9	Qualifying - 1
4	63	Imperiale Racing	ITA	Giovanni Venturini	ITA	Gold	Marco Mapelli	ITA	Gold	Lamborghini Huracan GT3	PRO	1º	266.667	4	Qualifying - 2
5	22	Shaun Balfe / Balfe Motorsport	GBR	Shaun Balfe	GBR	Bronze	Rob Bell	GBR	Platinum	McLaren 650 S GT3 2015	PROAM	4º	266.010	9	Qualifying - 1
6	39	Nigel Mustill / Wessex Vehicles	GBR	Craig Dolby	GBR	Gold	Sebastian Morris	GBR	Silver	Lamborghini Gallardo Rex GT3	PRO	2º	266.010	5	Qualifying - 1
7	17	Senkyr Motorsport	CZE	Jakub Knoll	CZE	Silver	Richard Gonda	SVK	Bronze	BMW M6 GT3	PROAM	5º	265.357	10	Qualifying - 1
8	23	Imperiale Racing	ITA	Vito Postiglione	ITA	Gold	Christian Engelhart	DEU	Gold	Lamborghini Huracan GT3	PRO	3º	265.357	7	Free Practice 2
9	24	Garage 59	GBR	Michael Benham	GBR	Bronze	Duncan Tappy	GBR	Gold	McLaren 650 S GT3 2015	PROAM	6º	265.357	9	Qualifying - 1
10	54	Emil Frey Lexus Racing	CHE	Albert Costa	ESP	Gold	Philipp Frommenwiler	CHE	Silver	Lexus RC F GT3	PRO	4º	265.357	12	Qualifying - 2
11	1	Imperiale Racing	ITA	Thomas Biagi	ITA	Gold	Raffaele Gianmaria	ITA	Gold	Lamborghini Huracan GT3	PRO	5º	264.706	10	Qualifying - 2
12	65	RACE / BMW Team Teo Martín	ESP	Victor Bouveng	SWE	Silver	Fran Rueda	ESP	Silver	BMW M6 GT3	PRO	6º	264.706	4	Qualifying - 2
13	16	Drivex School	ESP	Marcelo Hahn	BRA	Bronze	Allam Khodair	BRA	Gold	Mercedes AMG GT3	PROAM	7º	264.059	10	Qualifying - 2
14	51	RACE / BMW Team Teo Martín	ESP	Lourenço Beirão da Veiga	PRT	Silver	António Félix da Costa	PRT	Gold	BMW M6 GT3	PRO	7º	264.059	9	Qualifying - 1
15	55	Farnbacher Racing	DEU	Dominik Farnbacher	DEU	Gold	Mario Farnbacher	DEU	Silver	Lexus RC F GT3	PRO	8º	264.059	8	RACE - 1
16	555	FFF Racing Team by ACM	CHN	Hiroshi Hamaguchi	JPN	Bronze	Vitantonio Liuzzi	ITA	Platinum	Lamborghini Huracan GT3	PROAM	8º	264.059	6	Qualifying - 2
17	20	SPS Automotive Performance	DEU	Valentin Pierburg	DEU	Bronze	Tom Onslow-Cole	GBR	Gold	Mercedes AMG GT3	PROAM	9º	263.415	14	RACE - 1
18	333	Rinaldi Racing	DEU	Rinat Salikhov	RUS	Bronze	Sergei Borisov	RUS	Bronze	Ferrari 488 GT3	AM	1º	263.415	29	RACE - 1
19	88	Garage 59	GBR	Alexander West	SWE	Bronze	Côme Ledogar	FRA	Platinum	McLaren 650 S GT3 2015	PROAM	10º	262.774	23	RACE - 1
20	5	SF Racing	CHN	Fu Songyang	CHN	Bronze	Andrea Caldarelli	ITA	Gold	Ferrari 488 GT3	PROAM	11º	262.136	7	Qualifying - 2
21	99	Sports and You	PRT	António Coimbra	PRT	Bronze	Luis Silva	PRT	Bronze	Mercedes AMG GT3	AM	2º	262.136	11	Qualifying - 1
22	12	Sports and You	PRT	Marcio Basso	BRA	Bronze	Nonô Figueiredo	BRA	Bronze	Mercedes AMG GT3	AM	3º	261.502	30	RACE - 1
23	25	FF Corse	GBR	Ivor Dunbar	GBR	Bronze	Johnny Mowlem	GBR	Gold	Ferrari 488 GT3	PROAM	12º	261.502	3	Qualifying - 2
24	488	Spirit of Race	CHE	Miguel Ramos	PRT	Silver	Mikkel Mac	DNK	Gold	Ferrari 488 GT3	PRO	9º	261.502	13	Qualifying - 2
25	8	AF Corse	ITA	Piergiuseppe Perazzini	ITA	Bronze	Marco Cioci	ITA	Gold	Ferrari 488 GT3	PROAM	13º	260.870	21	Free Practice 2



**Circuit de Catalunya
International GT Open
Qualifying - 2**

Weather Report

29/10/2017

Track Status DRY

