

**Circuito de Catalunya
International GT Open
RACE - 2**

Results

29/10/2017

Clas.	Nº	Entrant / Team	Nat.	Driver	Nat.	St.	Driver 2	Nat.	St.	Vehicle	Cat.	Clas.	Laps	Total Time	Km/h.	Gap	Best	Time	Km/h.
1	54	Emil Frey Lexus Racing	CHE	Albert Costa	ESP	Gold	<u>Philipp Frommenwiler</u>	CHE	Silver	Lexus RC F GT3	PRO	1º	32	1.01'36.966	145.053		17	1'46.538	157.296
2	51	RACE / BMW Team Teo Martín	ESP	Lourenço Beirão da Veiga	PRT	Silver	<u>António Félix da Costa</u>	PRT	Gold	BMW M6 GT3	PRO	2º	32	1.01'48.956	144.585	11"990	10	1'47.606	155.735
3	23	Imperiale Racing	ITA	<u>Vito Postiglione</u>	ITA	Gold	Christian Engelhart	DEU	Gold	Lamborghini Huracan GT3	PRO	3º	32	1.01'51.590	144.482	14"624	17	1'47.289	156.195
4	55	Farnbacher Racing	DEU	Dominik Farnbacher	DEU	Gold	<u>Mario Farnbacher</u>	DEU	Silver	Lexus RC F GT3	PRO	4º	32	1.01'52.296	144.454	15"330	19	1'47.662	155.654
5	1	Imperiale Racing	ITA	<u>Thomas Biagi</u>	ITA	Gold	Raffaele Gianmaria	ITA	Gold	Lamborghini Huracan GT3	PRO	5º	32	1.01'52.777	144.436	15"811	16	1'47.225	156.289
6	65	RACE / BMW Team Teo Martín	ESP	Victor Bouveng	SWE	Silver	<u>Fran Rueda</u>	ESP	Silver	BMW M6 GT3	PRO	6º	32	1.01'55.206	144.341	18"240	14	1'47.390	156.049
7	63	Imperiale Racing	ITA	<u>Giovanni Venturini</u>	ITA	Gold	Marco Mapelli	ITA	Gold	Lamborghini Huracan GT3	PRO	7º	32	1.02'07.440	143.868	30"474	15	1'46.880	156.793
8	96	Optimum Motorsport	GBR	Bradley Ellis	GBR	Silver	<u>Oliver Wilkinson</u>	GBR	Bronze	Audi R8 LMS	PROAM	1º	32	1.02'08.928	143.810	31"962	14	1'47.277	156.213
9	10	Jordan Racing	GBR	Jordan Witt	GBR	Bronze	<u>Michael Meadows</u>	GBR	Gold	Bentley GT3	PROAM	2º	32	1.02'10.059	143.767	33"093	18	1'47.236	156.273
10	333	Rinaldi Racing	DEU	Rinat Salikhov	RUS	Bronze	<u>Sergei Borisov</u>	RUS	Bronze	Ferrari 488 GT3	AM	1º	32	1.02'16.812	143.507	39"846	16	1'48.068	155.070
11	22	Shaun Balfe / Balfe Motorsport	GBR	<u>Shaun Balfe</u>	GBR	Bronze	Rob Bell	GBR	Platinum	McLaren 650 S GT3 2015	PROAM	3º	32	1.02'17.557	143.478	40"591	16	1'47.469	155.934
12	8	AF Corse	ITA	<u>Piergiuseppe Perazzini</u>	ITA	Bronze	Marco Cioci	ITA	Gold	Ferrari 488 GT3	PROAM	4º	32	1.02'18.069	143.459	41"103	16	1'47.499	155.890
13	555	FFF Racing Team by ACM	CHN	<u>Hiroshi Hamaguchi</u>	JPN	Bronze	Vitantonio Liuzzi	ITA	Platinum	Lamborghini Huracan GT3	PROAM	5º	32	1.02'24.826	143.200	47"860	16	1'48.456	154.515
14	20	SPS Automotive Performance	DEU	<u>Valentin Pierburg</u>	DEU	Bronze	Tom Onslow-Cole	GBR	Gold	Mercedes AMG GT3	PROAM	6º	32	1.02'30.097	142.998	53"131	16	1'47.614	155.724
15	17	Senkyr Motorsport	CZE	<u>Jakub Knoll</u>	CZE	Silver	Richard Gonda	SVK	Bronze	BMW M6 GT3	PROAM	7º	32	1.02'33.668	142.862	56"702	16	1'47.021	156.587
16	21	Konrad Motorsport	DEU	Hendrik Still	DEU	Silver	<u>Paul Scheuschner</u>	DEU	Bronze	Lamborghini Huracan GT3	PROAM	8º	32	1.02'36.473	142.756	59"507	15	1'48.000	155.167
17	88	Garage 59	GBR	Alexander West	SWE	Bronze	<u>Côme Ledogar</u>	FRA	Platinum	McLaren 650 S GT3 2015	PROAM	9º	32	1.02'59.239	141.896	1'22"273	11	1'48.671	154.209
18	12	Sports and You	PRT	Marcio Basso	BRA	Bronze	<u>Nonô Figueiredo</u>	BRA	Bronze	Mercedes AMG GT3	AM	2º	32	1.03'09.256	141.521	1'32"290	16	1'48.681	154.195
19	99	Sports and You	PRT	António Coimbra	PRT	Bronze	<u>Luis Silva</u>	PRT	Bronze	Mercedes AMG GT3	AM	3º	32	1.03'10.114	141.489	1'33"148	17	1'49.612	152.885
20	5	SF Racing	CHN	Fu Songyang	CHN	Bronze	<u>Andrea Caldarelli</u>	ITA	Gold	Ferrari 488 GT3	PROAM	10º	31	1.01'58.920	139.691	1 Lap.	17	1'47.466	155.938
21	16	Drivex School	ESP	Marcelo Hahn	BRA	Bronze	<u>Allam Khodair</u>	BRA	Gold	Mercedes AMG GT3	PROAM	11º	29	57'47.094	140.170	3 Lap.	11	1'48.710	154.154
22	488	Spirit of Race	CHE	Miguel Ramos	PRT	Silver	<u>Mikkel Mac</u>	DNK	Gold	Ferrari 488 GT3	PRO	8º	28	55'11.268	141.706	4 Lap.	17	1'48.127	154.985

NOT CLASSIFIED

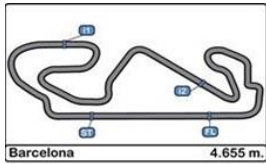
23	24	Garage 59	GBR	<u>Michael Benham</u>	GBR	Bronze	Duncan Tappy	GBR	Gold	McLaren 650 S GT3 2015	PROAM	12º	9	19'17.841	130.262	23 Lap.	9	1'50.706	151.374
24	25	FF Corse	GBR	Ivor Dunbar	GBR	Bronze	<u>Johnny Mowlem</u>	GBR	Gold	Ferrari 488 GT3	PROAM	13º				32 Lap.			

Fastest lap Costa - Frommenwiler 1'46.538 157.296 Km/h.

Published at:.....

Track Status **DRY**

Stewards:	Race Director:	Timekeeper:
------------------	-----------------------	------------------------



**Circuit de Catalunya
International GT Open
RACE - 2**

Lap Analysis

29/10/2017

Number	1			5			8			10			12		
	Lap Time	Partial	Speed	Lap Time	Partial	Speed	Lap Time	Partial	Speed	Lap Time	Partial	Speed	Lap Time	Partial	Speed
22 ^a - 1	0'30.521	0'30.521	260.870	0'32.695	0'32.695	252.337	0'31.139	0'31.139	257.143	0'30.643	0'30.643	264.059	0'31.392	0'31.392	257.757
22 ^a - 2	1'11.901	0'41.380	Gianmaria	1'17.403	0'44.708	Songyang	1'12.775	0'41.636	Cioci	1'12.563	0'41.920	Witt	1'14.209	0'42.817	Basso
22 ^a - 3	1'47.734	0'35.833		1'58.041	0'40.638		1'48.772	0'35.997		1'48.755	0'36.192		1'51.284	0'37.075	
23 ^a - 1	0'30.717	0'30.717	260.870	0'32.802	0'32.802	252.928	0'30.941	0'30.941	258.993	0'30.879	0'30.879	264.059	0'31.442	0'31.442	258.993
23 ^a - 2	1'12.072	0'41.355	Gianmaria	1'16.512	0'43.710	Songyang	1'12.794	0'41.853	Cioci	1'12.552	0'41.673	Witt	1'14.324	0'42.882	Basso
23 ^a - 3	1'47.891	0'35.819		1'54.746	0'38.234		1'48.694	0'35.900		1'48.577	0'36.025		1'51.199	0'36.875	
24 ^a - 1	0'30.669	0'30.669	260.241	0'33.430	0'33.430	252.337	0'30.806	0'30.806	257.757	0'30.813	0'30.813	263.415	0'31.882	0'31.882	257.757
24 ^a - 2	1'12.073	0'41.404	Gianmaria	1'18.053	0'44.623	Songyang	1'12.381	0'41.575	Cioci	1'12.565	0'41.752	Witt	1'14.826	0'42.944	Basso
24 ^a - 3	1'47.851	0'35.778		1'57.068	0'39.015		1'48.148	0'35.767		1'48.974	0'36.409		1'52.181	0'37.355	
25 ^a - 1	0'30.604	0'30.604	262.136	0'32.379	0'32.379	252.337	0'30.846	0'30.846	258.374	0'30.775	0'30.775	263.415	0'31.799	0'31.799	258.993
25 ^a - 2	1'12.186	0'41.582	Gianmaria	1'16.016	0'43.637	Songyang	1'12.833	0'41.987	Cioci	1'12.576	0'41.801	Witt	1'14.678	0'42.879	Basso
25 ^a - 3	1'47.814	0'35.628		1'54.679	0'38.663		1'49.498	0'36.665		1'48.734	0'36.158		1'51.961	0'37.283	
26 ^a - 1	0'30.727	0'30.727	262.136	0'32.732	0'32.732	251.749	0'31.008	0'31.008	257.757	0'30.803	0'30.803	264.706	0'31.824	0'31.824	256.533
26 ^a - 2	1'12.269	0'41.542	Gianmaria	1'16.742	0'44.010	Songyang	1'12.771	0'41.763	Cioci	1'12.731	0'41.928	Witt	1'15.135	0'43.311	Basso
26 ^a - 3	1'48.329	0'36.060		1'57.001	0'40.259		1'49.151	0'36.380		1'48.977	0'36.246		1'52.611	0'37.476	
27 ^a - 1	0'30.702	0'30.702	260.241	0'32.631	0'32.631	252.928	0'31.217	0'31.217	257.757	0'30.868	0'30.868	262.136	0'31.790	0'31.790	257.143
27 ^a - 2	1'12.369	0'41.667	Gianmaria	1'16.557	0'43.926	Songyang	1'13.227	0'42.010	Cioci	1'12.924	0'42.056	Witt	1'14.835	0'43.045	Basso
27 ^a - 3	1'48.532	0'36.163		1'55.154	0'38.597		1'49.341	0'36.114		1'49.384	0'36.460		1'52.207	0'37.372	
28 ^a - 1	0'30.798	0'30.798	260.870	0'32.735	0'32.735	250.581	0'31.026	0'31.026	257.143	0'30.836	0'30.836	264.059	0'31.740	0'31.740	257.143
28 ^a - 2	1'12.294	0'41.496	Gianmaria	1'16.835	0'44.100	Songyang	1'12.934	0'41.908	Cioci	1'12.621	0'41.785	Witt	1'15.110	0'43.370	Basso
28 ^a - 3	1'48.454	0'36.160		1'56.459	0'39.624		1'49.294	0'36.360		1'48.961	0'36.340		1'52.379	0'37.269	
29 ^a - 1	0'30.805	0'30.805	260.870	0'32.909	0'32.909	251.163	0'31.049	0'31.049	256.533	0'30.941	0'30.941	263.415	0'31.586	0'31.586	255.925
29 ^a - 2	1'12.595	0'41.790	Gianmaria	1'18.233	0'45.324	Songyang	1'12.990	0'41.941	Cioci	1'13.095	0'42.154	Witt	1'14.978	0'43.392	Basso
29 ^a - 3	1'49.120	0'36.525		1'58.111	0'39.878		1'49.282	0'36.292		1'49.694	0'36.599		1'52.997	0'38.019	
30 ^a - 1	0'30.891	0'30.891	262.136	0'33.430	0'33.430	246.576	0'31.103	0'31.103	257.757	0'30.889	0'30.889	263.415	0'31.684	0'31.684	257.143
30 ^a - 2	1'13.082	0'42.191	Gianmaria	1'18.802	0'45.372	Songyang	1'13.286	0'42.183	Cioci	1'13.404	0'42.515	Witt	1'15.027	0'43.343	Basso
30 ^a - 3	1'50.073	0'36.991		1'58.897	0'40.095		1'50.191	0'36.905		1'50.409	0'37.005		1'51.877	0'36.850	
31 ^a - 1	0'31.153	0'31.153	262.136	0'33.870	0'33.870	248.276	0'31.071	0'31.071	257.143	0'31.112	0'31.112	263.415	0'31.412	0'31.412	256.533
31 ^a - 2	1'13.272	0'42.119	Gianmaria	1'21.765	0'47.895	Songyang	1'13.344	0'42.273	Cioci	1'13.254	0'42.142	Witt	1'14.219	0'42.807	Basso
31 ^a - 3	1'50.436	0'37.164		2'02.175	0'40.410		1'49.846	0'36.502		1'50.493	0'37.239		1'51.078	0'36.859	
32 ^a - 1	0'31.664	0'31.664	261.502				0'31.248	0'31.248	255.925	0'31.446	0'31.446	263.415	0'31.524	0'31.524	256.533
32 ^a - 2	1'14.889	0'43.225	Gianmaria				1'13.539	0'42.291	Cioci	1'14.092	0'42.646	Witt	1'14.657	0'43.133	Basso
32 ^a - 3	1'51.440	0'36.551					1'50.329	0'36.790		1'58.043	0'43.951		1'52.353	0'37.696	

Ideal Lap	
0'30.521	0'30.521
1'11.638	0'41.117
1'47.053	0'35.415

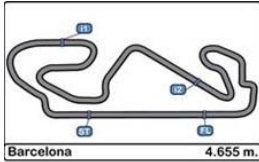
Ideal Lap	
0'30.605	0'30.605
1'11.863	0'41.258
1'47.414	0'35.551

Ideal Lap	
0'30.640	0'30.640
1'11.950	0'41.310
1'47.454	0'35.504

Ideal Lap	
0'30.447	0'30.447
1'11.599	0'41.152
1'47.236	0'35.637

Ideal Lap	
0'30.894	0'30.894
1'12.650	0'41.756
1'48.524	0'35.874

Ideal Best Lap	
0'30.362	0'30.362
1'11.091	0'40.729
1'46.406	0'35.315



**Circuito de Catalunya
International GT Open
RACE - 2**

Lap Analysis

29/10/2017

Number	23			24			51			54			55			
	Lap	Lap Time	Partial	Speed	Lap Time	Partial	Speed	Lap Time	Partial	Speed	Lap Time	Partial	Speed	Lap Time	Partial	Speed
22 ^a - 1	0'30.597	0'30.597		260.870				0'30.433	0'30.433	258.374	0'30.555	0'30.555	260.241	0'30.568	0'30.568	257.757
22 ^a - 2	1'12.147	0'41.550		Engelhart				1'11.855	0'41.422	Beirão da Veiga	1'12.094	0'41.539	Costa	1'11.975	0'41.407	Farnbacher
22 ^a - 3	1'47.968	0'35.821						1'47.696	0'35.841		1'48.225	0'36.131		1'47.892	0'35.917	
23 ^a - 1	0'30.577	0'30.577		260.870				0'30.576	0'30.576	258.374	0'30.597	0'30.597	259.616	0'30.660	0'30.660	258.993
23 ^a - 2	1'12.134	0'41.557		Engelhart				1'12.070	0'41.494	Beirão da Veiga	1'12.114	0'41.517	Costa	1'12.123	0'41.463	Farnbacher
23 ^a - 3	1'47.931	0'35.797						1'48.008	0'35.938		1'48.098	0'35.984		1'48.155	0'36.032	
24 ^a - 1	0'30.716	0'30.716		261.502				0'30.616	0'30.616	258.374	0'30.740	0'30.740	259.616	0'30.624	0'30.624	258.993
24 ^a - 2	1'12.348	0'41.632		Engelhart				1'12.216	0'41.600	Beirão da Veiga	1'12.267	0'41.527	Costa	1'12.064	0'41.440	Farnbacher
24 ^a - 3	1'48.139	0'35.791						1'48.454	0'36.238		1'48.259	0'35.992		1'48.037	0'35.973	
25 ^a - 1	0'30.651	0'30.651		261.502				0'30.765	0'30.765	258.993	0'30.525	0'30.525	259.616	0'30.718	0'30.718	258.993
25 ^a - 2	1'12.448	0'41.797		Engelhart				1'12.300	0'41.535	Beirão da Veiga	1'12.032	0'41.507	Costa	1'12.414	0'41.696	Farnbacher
25 ^a - 3	1'48.453	0'36.005						1'48.368	0'36.068		1'48.228	0'36.196		1'48.495	0'36.081	
26 ^a - 1	0'30.864	0'30.864		262.136				0'30.686	0'30.686	258.993	0'30.613	0'30.613	259.616	0'30.465	0'30.465	259.616
26 ^a - 2	1'12.598	0'41.734		Engelhart				1'12.139	0'41.453	Beirão da Veiga	1'12.119	0'41.506	Costa	1'11.961	0'41.496	Farnbacher
26 ^a - 3	1'48.584	0'35.986						1'48.326	0'36.187		1'48.173	0'36.054		1'48.178	0'36.217	
27 ^a - 1	0'30.814	0'30.814		261.502				0'30.636	0'30.636	258.374	0'30.723	0'30.723	258.374	0'30.762	0'30.762	258.374
27 ^a - 2	1'12.528	0'41.714		Engelhart				1'12.445	0'41.809	Beirão da Veiga	1'12.239	0'41.516	Costa	1'12.342	0'41.580	Farnbacher
27 ^a - 3	1'49.965	0'37.437						1'49.993	0'37.548		1'48.834	0'36.595		1'48.555	0'36.213	
28 ^a - 1	0'30.955	0'30.955		261.502				0'31.127	0'31.127	259.616	0'30.740	0'30.740	257.757	0'30.748	0'30.748	259.616
28 ^a - 2	1'12.773	0'41.818		Engelhart				1'13.230	0'42.103	Beirão da Veiga	1'12.238	0'41.498	Costa	1'12.549	0'41.801	Farnbacher
28 ^a - 3	1'49.780	0'37.007						1'49.907	0'36.677		1'48.406	0'36.168		1'48.864	0'36.315	
29 ^a - 1	0'31.053	0'31.053		258.993				0'31.022	0'31.022	258.993	0'30.596	0'30.596	257.757	0'30.716	0'30.716	260.241
29 ^a - 2	1'13.014	0'41.961		Engelhart				1'13.084	0'42.062	Beirão da Veiga	1'12.198	0'41.602	Costa	1'12.484	0'41.768	Farnbacher
29 ^a - 3	1'50.348	0'37.334						1'49.742	0'36.658		1'48.486	0'36.288		1'49.325	0'36.841	
30 ^a - 1	0'31.055	0'31.055		260.870				0'31.045	0'31.045	258.993	0'30.748	0'30.748	258.374	0'31.202	0'31.202	258.993
30 ^a - 2	1'12.929	0'41.874		Engelhart				1'15.237	0'44.192	Beirão da Veiga	1'12.518	0'41.770	Costa	1'13.442	0'42.240	Farnbacher
30 ^a - 3	1'50.237	0'37.308						1'53.214	0'37.977		1'48.914	0'36.396		1'50.505	0'37.063	
31 ^a - 1	0'31.176	0'31.176		260.870				0'31.665	0'31.665	255.320	0'30.765	0'30.765	258.374	0'31.092	0'31.092	258.993
31 ^a - 2	1'13.134	0'41.958		Engelhart				1'15.139	0'43.474	Beirão da Veiga	1'12.547	0'41.782	Costa	1'13.398	0'42.306	Farnbacher
31 ^a - 3	1'50.615	0'37.481						1'53.572	0'38.433		1'49.012	0'36.465		1'50.250	0'36.852	
32 ^a - 1	0'32.019	0'32.019		257.757				0'30.998	0'30.998	257.143	0'30.708	0'30.708	257.143	0'32.120	0'32.120	254.717
32 ^a - 2	1'14.706	0'42.687		Engelhart				1'13.167	0'42.169	Beirão da Veiga	1'12.407	0'41.699	Costa	1'14.983	0'42.863	Farnbacher
32 ^a - 3	1'50.968	0'36.262						1'49.766	0'36.599		1'49.863	0'37.456		1'51.549	0'36.566	

Ideal Lap	
0'30.470	0'30.470
1'11.560	0'41.090
1'47.001	0'35.441

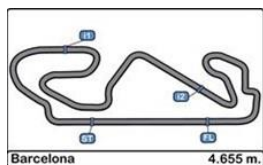
Ideal Lap	
0'31.434	0'31.434
1'14.027	0'42.593
1'50.626	0'36.599

Ideal Lap	
0'30.433	0'30.433
1'11.619	0'41.186
1'47.337	0'35.718

Ideal Lap	
0'30.362	0'30.362
1'11.091	0'40.729
1'46.411	0'35.320

Ideal Lap	
0'30.461	0'30.461
1'11.842	0'41.381
1'47.430	0'35.588

Ideal Best Lap	
0'30.362	0'30.362
1'11.091	0'40.729
1'46.406	0'35.315



**Circuito de Catalunya
International GT Open
RACE - 2**

Lap Analysis

29/10/2017

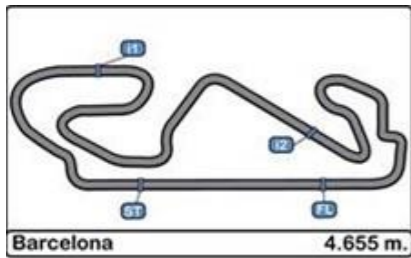
Number	333			488			555		
Lap	Lap Time	Partial	Speed	Lap Time	Partial	Speed	Lap Time	Partial	Speed
22 ^a - 1	0'31.109	0'31.109	257.757	0'30.878	0'30.878	258.374	0'31.038	0'31.038	258.993
22 ^a - 2	1'12.799	0'41.690	Salikhov	1'12.691	0'41.813	Ramos	1'12.904	0'41.866	Liuzzi
22 ^a - 3	1'48.906	0'36.107		1'48.687	0'35.996		1'48.801	0'35.897	
23 ^a - 1	0'31.041	0'31.041	257.757	0'31.385	0'31.385	258.374	0'31.056	0'31.056	258.993
23 ^a - 2	1'12.994	0'41.953	Salikhov	1'14.250	0'42.865	Ramos	1'12.994	0'41.938	Liuzzi
23 ^a - 3	1'49.164	0'36.170		1'50.685	0'36.435		1'48.876	0'35.882	
24 ^a - 1	0'31.096	0'31.096	258.993	0'31.335	0'31.335	259.616	0'31.013	0'31.013	259.616
24 ^a - 2	1'13.073	0'41.977	Salikhov	1'13.563	0'42.228	Ramos	1'13.007	0'41.994	Liuzzi
24 ^a - 3	1'49.421	0'36.348		1'51.317	0'37.754		1'48.908	0'35.901	
25 ^a - 1	0'31.174	0'31.174	257.757	0'31.858	0'31.858	258.993	0'31.114	0'31.114	260.870
25 ^a - 2	1'13.929	0'42.755	Salikhov	1'13.725	0'41.867	Ramos	1'13.028	0'41.914	Liuzzi
25 ^a - 3	1'50.323	0'36.394		1'51.464	0'37.739		1'49.165	0'36.137	
26 ^a - 1	0'30.941	0'30.941	258.374	0'31.277	0'31.277	257.757	0'31.066	0'31.066	260.241
26 ^a - 2	1'13.048	0'42.107	Salikhov	1'13.527	0'42.250	Ramos	1'13.074	0'42.008	Liuzzi
26 ^a - 3	1'49.114	0'36.066		1'52.714	0'39.187		1'50.358	0'37.284	
27 ^a - 1	0'31.137	0'31.137	257.757	0'31.608	0'31.608	258.993	0'31.385	0'31.385	258.993
27 ^a - 2	1'13.026	0'41.889	Salikhov	1'13.772	0'42.164	Ramos	1'13.230	0'41.845	Liuzzi
27 ^a - 3	1'49.286	0'36.260		1'50.698	0'36.926		1'49.298	0'36.068	
28 ^a - 1	0'30.925	0'30.925	257.757	0'31.366	0'31.366	257.143	0'31.113	0'31.113	258.993
28 ^a - 2	1'12.804	0'41.879	Salikhov	1'13.655	0'42.289	Ramos	1'13.130	0'42.017	Liuzzi
28 ^a - 3	1'49.338	0'36.534		1'50.587	0'36.932		1'49.162	0'36.032	
29 ^a - 1	0'30.938	0'30.938	257.757	0'31.442	0'31.442	257.757	0'31.071	0'31.071	260.241
29 ^a - 2	1'13.131	0'42.193	Salikhov				1'12.949	0'41.878	Liuzzi
29 ^a - 3	1'49.267	0'36.136					1'49.076	0'36.127	
30 ^a - 1	0'30.963	0'30.963	257.757				0'31.011	0'31.011	258.993
30 ^a - 2	1'13.600	0'42.637	Salikhov				1'12.970	0'41.959	Liuzzi
30 ^a - 3	1'50.158	0'36.558					1'49.005	0'36.035	
31 ^a - 1	0'31.156	0'31.156	257.757				0'31.168	0'31.168	257.757
31 ^a - 2	1'13.344	0'42.188	Salikhov				1'13.234	0'42.066	Liuzzi
31 ^a - 3	1'49.955	0'36.611					1'49.357	0'36.123	
32 ^a - 1	0'31.209	0'31.209	257.143				0'31.188	0'31.188	258.993
32 ^a - 2	1'13.567	0'42.358	Salikhov				1'13.313	0'42.125	Liuzzi
32 ^a - 3	1'50.018	0'36.451					1'49.834	0'36.521	

Ideal Lap	
0'30.770	0'30.770
1'12.203	0'41.433
1'47.908	0'35.705

Ideal Lap	
0'30.691	0'30.691
1'12.125	0'41.434
1'47.942	0'35.817

Ideal Lap	
0'30.944	0'30.944
1'12.586	0'41.642
1'48.306	0'35.720

Ideal Best Lap	
0'30.362	0'30.362
1'11.091	0'40.729
1'46.406	0'35.315

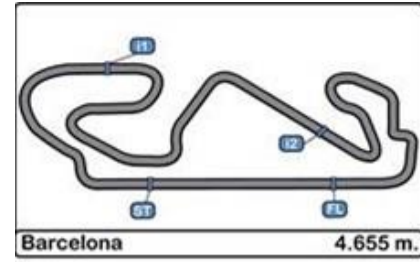


**Circuito de Catalunya
International GT Open
RACE - 2**

Best Sectors Results

29/10/2017

Sector - 1				Sector - 2				Sector - 3				Ideal Lap vs Best Lap			
Ord.	Nº	Driver	Time	Nº	Driver	Time	Nº	Driver	Time	Ord.	Nº	Driver	Ideal Lap	Best Lap	Ord.
1	54	Costa - Frommenwiler	30.362	54	Costa - Frommenwiler	40.729	96	Ellis - Wilkinson	35.315	1	54	Costa - Frommenwiler	1'46.411	1'46.538	1
2	51	Beirão da Veiga - Félix da Costa	30.433	63	Venturini - Mapelli	41.017	54	Costa - Frommenwiler	35.320	2	63	Venturini - Mapelli	1'46.856	1'46.880	2
3	17	Knoll - Gonda	30.443	17	Knoll - Gonda	41.082	63	Venturini - Mapelli	35.363	3	96	Ellis - Wilkinson	1'46.922	1'47.277	6
4	10	Witt - Meadows	30.447	23	Postiglione - Engelhart	41.090	22	Balfe - Bell	35.378	4	23	Postiglione - Engelhart	1'47.001	1'47.289	7
5	55	Farnbacher - Farnbacher	30.461	1	Biagi - Gianmaria	41.117	1	Biagi - Gianmaria	35.415	5	17	Knoll - Gonda	1'47.009	1'47.021	3
6	23	Postiglione - Engelhart	30.470	96	Ellis - Wilkinson	41.132	23	Postiglione - Engelhart	35.441	6	1	Biagi - Gianmaria	1'47.053	1'47.225	4
7	96	Ellis - Wilkinson	30.475	10	Witt - Meadows	41.152	17	Knoll - Gonda	35.484	7	10	Witt - Meadows	1'47.236	1'47.236	5
8	63	Venturini - Mapelli	30.476	65	Bouveng - Rueda	41.174	8	Perazzini - Cioci	35.504	8	65	Bouveng - Rueda	1'47.257	1'47.390	8
9	1	Biagi - Gianmaria	30.521	51	Beirão da Veiga - Félix da Costa	41.186	65	Bouveng - Rueda	35.539	9	51	Beirão da Veiga - Félix da Costa	1'47.337	1'47.606	12
10	65	Bouveng - Rueda	30.544	5	Songyang - Caldarelli	41.258	5	Songyang - Caldarelli	35.551	10	5	Songyang - Caldarelli	1'47.414	1'47.466	9
11	20	Pierburg - Onslow-Cole	30.585	8	Perazzini - Cioci	41.310	55	Farnbacher - Farnbacher	35.588	11	55	Farnbacher - Farnbacher	1'47.430	1'47.662	14
12	5	Songyang - Caldarelli	30.605	20	Pierburg - Onslow-Cole	41.359	10	Witt - Meadows	35.637	12	8	Perazzini - Cioci	1'47.454	1'47.499	11
13	8	Perazzini - Cioci	30.640	22	Balfe - Bell	41.361	20	Pierburg - Onslow-Cole	35.670	13	22	Balfe - Bell	1'47.469	1'47.469	10
14	488	Ramos - Mac	30.691	55	Farnbacher - Farnbacher	41.381	333	Salikhov - Borisov	35.705	14	20	Pierburg - Onslow-Cole	1'47.614	1'47.614	13
15	22	Balfe - Bell	30.730	21	Still - Scheuschner	41.404	51	Beirão da Veiga - Félix da Costa	35.718	15	21	Still - Scheuschner	1'47.884	1'48.000	15
16	21	Still - Scheuschner	30.741	333	Salikhov - Borisov	41.433	555	Hamaguchi - Liuzzi	35.720	16	333	Salikhov - Borisov	1'47.908	1'48.068	16
17	333	Salikhov - Borisov	30.770	488	Ramos - Mac	41.434	21	Still - Scheuschner	35.739	17	488	Ramos - Mac	1'47.942	1'48.127	17
18	16	Hahn - Khodair	30.791	555	Hamaguchi - Liuzzi	41.642	488	Ramos - Mac	35.817	18	555	Hamaguchi - Liuzzi	1'48.306	1'48.456	18
19	12	Basso - Figueiredo	30.894	16	Hahn - Khodair	41.676	88	West - Ledogar	35.820	19	16	Hahn - Khodair	1'48.470	1'48.710	21
20	555	Hamaguchi - Liuzzi	30.944	88	West - Ledogar	41.746	12	Basso - Figueiredo	35.874	20	88	West - Ledogar	1'48.518	1'48.671	19
21	88	West - Ledogar	30.952	12	Basso - Figueiredo	41.756	16	Hahn - Khodair	36.003	21	12	Basso - Figueiredo	1'48.524	1'48.681	20
22	99	Coimbra - Silva	31.117	99	Coimbra - Silva	41.897	99	Coimbra - Silva	36.415	22	99	Coimbra - Silva	1'49.429	1'49.612	22
23	24	Benham - Tappy	31.434	24	Benham - Tappy	42.593	24	Benham - Tappy	36.599	23	24	Benham - Tappy	1'50.626	1'50.706	23



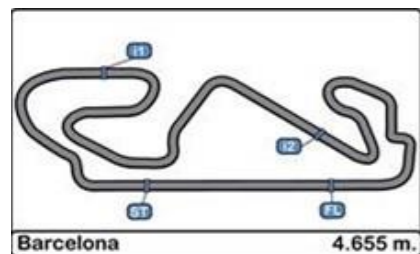
Circuito de Catalunya
International GT Open
RACE - 2

Best Top Speeds

29/10/2017

Ord.	Nº	Entrant / Team	Nat.	Driver	Nat.	St.	Driver 2	Nat.	St.	Vehicle	Cat.	Cla.	Top 1		Top 2		Top 3		Top 4		Top 5		Avg.
													Km/h	Lap	Km/h	Lap	Km/h	Lap	Km/h	Lap	Km/h	Lap	
1	96	Optimum Motorsport	GBR	Bradley Ellis	GBR	Silver	Oliver Wilkinson	GBR	Bronze	Audi R8 LMS	PROAM	1º	267.990	28	267.327	2	267.327	8	267.327	12	267.327	19	267.459
2	10	Jordan Racing	GBR	Jordan Witt	GBR	Bronze	Michael Meadows	GBR	Gold	Bentley GT3	PROAM	2º	267.327	14	266.667	11	266.667	12	266.667	15	266.667	16	266.799
3	21	Konrad Motorsport	DEU	Hendrik Still	DEU	Silver	Paul Scheuschner	DEU	Bronze	Lamborghini Huracan GT3	PROAM	3º	265.356	21	264.706	15	264.059	16	264.059	20	263.415	10	264.319
4	22	Shaun Balfe / Balfe Motorsport	GBR	Shaun Balfe	GBR	Bronze	Rob Bell	GBR	Platinum	McLaren 650 S GT3 2015	PROAM	4º	265.356	15	264.706	16	264.706	20	264.059	28	264.059	30	264.577
5	65	RACE / BMW Team Teo Martín	ESP	Victor Bouveng	SWE	Silver	Fran Rueda	ESP	Silver	BMW M6 GT3	PRO	1º	265.356	11	265.356	12	264.706	10	263.415	9	262.136	8	264.194
6	63	Imperiale Racing	ITA	Giovanni Venturini	ITA	Gold	Marco Mapelli	ITA	Gold	Lamborghini Huracan GT3	PRO	2º	264.706	25	264.706	10	264.706	18	264.059	20	264.059	17	264.447
7	20	SPS Automotive Performance	DEU	Valentin Pierburg	DEU	Bronze	Tom Onslow-Cole	GBR	Gold	Mercedes AMG GT3	PROAM	5º	263.415	24	262.774	26	261.501	28	260.870	21	260.870	15	261.886
8	24	Garage 59	GBR	Michael Benham	GBR	Bronze	Duncan Tappy	GBR	Gold	McLaren 650 S GT3 2015	PROAM	6º	263.415	8	262.774	10	262.136	9	259.615	3	258.993	1	261.386
9	17	Senkyr Motorsport	CZE	Jakub Knoll	CZE	Silver	Richard Gonda	SVK	Bronze	BMW M6 GT3	PROAM	7º	262.774	10	262.774	23	262.136	19	262.136	22	262.136	29	262.391
10	23	Imperiale Racing	ITA	Vito Postiglione	ITA	Gold	Christian Engelhart	DEU	Gold	Lamborghini Huracan GT3	PRO	3º	262.774	12	262.774	10	262.136	3	262.136	9	262.136	26	262.391
11	1	Imperiale Racing	ITA	Thomas Biagi	ITA	Gold	Raffaele Gianmaria	ITA	Gold	Lamborghini Huracan GT3	PRO	4º	262.136	12	262.136	25	262.136	30	262.136	31	262.136	10	262.136
12	16	Drivex School	ESP	Marcelo Hahn	BRA	Bronze	Allam Khodair	BRA	Gold	Mercedes AMG GT3	PROAM	8º	262.136	8	261.501	28	260.870	10	260.241	9	260.241	11	260.998
13	333	Rinaldi Racing	DEU	Rinat Salikhov	RUS	Bronze	Sergei Borisov	RUS	Bronze	Ferrari 488 GT3	AM	1º	262.136	10	261.501	12	260.870	9	260.870	11	260.241	8	261.123
14	51	RACE / BMW Team Teo Martín	ESP	Lourenço Beirão da Veiga	PRT	Silver	António Félix da Costa	PRT	Gold	BMW M6 GT3	PRO	5º	261.501	15	261.501	17	260.870	16	259.615	12	259.615	28	260.621
15	55	Farnbacher Racing	DEU	Dominik Farnbacher	DEU	Gold	Mario Farnbacher	DEU	Silver	Lexus RC F GT3	PRO	6º	261.501	12	260.870	9	260.870	10	260.870	11	260.870	13	260.996
16	488	Spirit of Race	CHE	Miguel Ramos	PRT	Silver	Mikkel Mac	DNK	Gold	Ferrari 488 GT3	PRO	7º	260.870	10	260.870	11	260.241	9	260.241	12	259.615	21	260.367
17	555	FFF Racing Team by ACM	CHN	Hiroshi Hamaguchi	JPN	Bronze	Vitantonio Liuzzi	ITA	Platinum	Lamborghini Huracan GT3	PROAM	9º	260.870	10	260.870	12	260.870	16	260.870	25	260.241	14	260.744
18	54	Emil Frey Lexus Racing	CHE	Albert Costa	ESP	Gold	Philipp Frommenwiler	CHE	Silver	Lexus RC F GT3	PRO	8º	260.241	10	260.241	22	259.615	11	259.615	12	259.615	20	259.866
19	5	SF Racing	CHN	Fu Songyang	CHN	Bronze	Andrea Caldarelli	ITA	Gold	Ferrari 488 GT3	PROAM	10º	259.615	10	259.615	11	258.993	9	258.993	8	258.373	12	259.118
20	8	AF Corse	ITA	Piergiuseppe Perazzini	ITA	Bronze	Marco Cioci	ITA	Gold	Ferrari 488 GT3	PROAM	11º	259.615	20	259.615	12	259.615	19	258.993	10	258.993	21	259.366
21	12	Sports and You	PRT	Marcio Basso	BRA	Bronze	Nonô Figueiredo	BRA	Bronze	Mercedes AMG GT3	AM	2º	259.615	10	259.615	12	259.615	16	259.615	17	258.993	9	259.491
22	88	Garage 59	GBR	Alexander West	SWE	Bronze	Côme Ledogar	FRA	Platinum	McLaren 650 S GT3 2015	PROAM	12º	259.615	24	259.615	25	258.993	11	258.993	22	258.373	9	259.118
23	99	Sports and You	PRT	António Coimbra	PRT	Bronze	Luis Silva	PRT	Bronze	Mercedes AMG GT3	AM	3º	259.615	14	259.615	15	259.615	16	258.373	30	257.757	19	258.995
24	25	FF Corse	GBR	Ivor Dunbar	GBR	Bronze	Johnny Mowlem	GBR	Gold	Ferrari 488 GT3	PROAM	13º	232.759	1									232.759





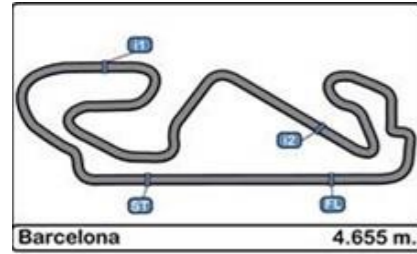
Circuit de Catalunya International GT Open RACE - 2

Fastest Lap Sequence

29/10/2017

Time of Day	Session Time	Nº	Entrant / Team	Nat.	Driver	Nat.	St.	Driver 2	Nat.	St.	Vehicle	Cat.	Time	Km/h	Lap
14:15'16.074	1'50.689	51	RACE / BMW Team Teo Martín	ESP	Lourenço Beirão da Veiga	PRT	Silver	António Félix da Costa	PRT	Gold	BMW M6 GT3	PRO	1'50.689	151.397	1
14:17'05.072	3'39.634	51	RACE / BMW Team Teo Martín	ESP	Lourenço Beirão da Veiga	PRT	Silver	António Félix da Costa	PRT	Gold	BMW M6 GT3	PRO	1'48.945	153.821	2
14:17'06.460	3'41.069	54	Emil Frey Lexus Racing	CHE	Albert Costa	ESP	Gold	Philipp Frommenwiler	CHE	Silver	Lexus RC F GT3	PRO	1'48.830	153.983	2
14:28'45.916	15'20.535	51	RACE / BMW Team Teo Martín	ESP	Lourenço Beirão da Veiga	PRT	Silver	António Félix da Costa	PRT	Gold	BMW M6 GT3	PRO	1'47.764	155.506	7
14:34'09.843	20'44.440	51	RACE / BMW Team Teo Martín	ESP	Lourenço Beirão da Veiga	PRT	Silver	António Félix da Costa	PRT	Gold	BMW M6 GT3	PRO	1'47.606	155.735	10
14:41'26.733	2'27.436	5	SF Racing	CHN	Fu Songyang	CHN	Bronze	Andrea Caldarelli	ITA	Gold	Ferrari 488 GT3	PROAM	1'47.581	155.771	14
14:42'33.993	3'34.714	65	RACE / BMW Team Teo Martín	ESP	Victor Bouveng	SWE	Silver	Fran Rueda	ESP	Silver	BMW M6 GT3	PRO	1'47.390	156.048	14
14:42'49.048	3'49.544	96	Optimum Motorsport	GBR	Bradley Ellis	GBR	Silver	Oliver Wilkinson	GBR	Bronze	Audi R8 LMS	PROAM	1'47.277	156.212	14
14:44'19.872	5'20.522	54	Emil Frey Lexus Racing	CHE	Albert Costa	ESP	Gold	Philipp Frommenwiler	CHE	Silver	Lexus RC F GT3	PRO	1'46.705	157.050	15
14:47'53.250	8'53.893	54	Emil Frey Lexus Racing	CHE	Albert Costa	ESP	Gold	Philipp Frommenwiler	CHE	Silver	Lexus RC F GT3	PRO	1'46.538	157.296	17



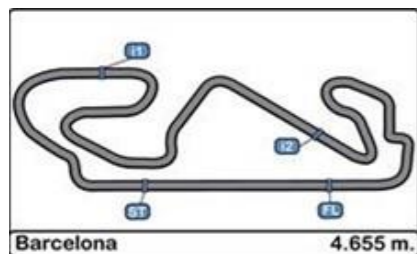


Circuito de Catalunya International GT Open

Event Maximum Speed

29/10/2017

Ord.	Nº	Entrant / Team	Nat.	Driver	Nat.	St.	Driver 2	Nat.	St.	Vehicle	Cat.	Cla.	Km/h	Lap	Session
1	96	Optimum Motorsport	GBR	Bradley Ellis	GBR	Silver	Oliver Wilkinson	GBR	Bronze	Audi R8 LMS	PROAM	1º	272.728	10	Qualifying - 2
2	10	Jordan Racing	GBR	Jordan Witt	GBR	Bronze	Michael Meadows	GBR	Gold	Bentley GT3	PROAM	2º	270.000	7	Qualifying - 1
3	21	Konrad Motorsport	DEU	Hendrik Still	DEU	Silver	Paul Scheuschner	DEU	Bronze	Lamborghini Huracan GT3	PROAM	3º	268.657	9	Qualifying - 1
4	63	Imperiale Racing	ITA	Giovanni Venturini	ITA	Gold	Marco Mapelli	ITA	Gold	Lamborghini Huracan GT3	PRO	1º	266.667	4	Qualifying - 2
5	22	Shaun Balfe / Balfe Motorsport	GBR	Shaun Balfe	GBR	Bronze	Rob Bell	GBR	Platinum	McLaren 650 S GT3 2015	PROAM	4º	266.010	9	Qualifying - 1
6	39	Nigel Mustill / Wessex Vehicles	GBR	Craig Dolby	GBR	Gold	Sebastian Morris	GBR	Silver	Lamborghini Gallardo Rex GT3	PRO	2º	266.010	5	Qualifying - 1
7	17	Senkyr Motorsport	CZE	Jakub Knoll	CZE	Silver	Richard Gonda	SVK	Bronze	BMW M6 GT3	PROAM	5º	265.357	10	Qualifying - 1
8	23	Imperiale Racing	ITA	Vito Postiglione	ITA	Gold	Christian Engelhart	DEU	Gold	Lamborghini Huracan GT3	PRO	3º	265.357	7	Free Practice 2
9	24	Garage 59	GBR	Michael Benham	GBR	Bronze	Duncan Tappy	GBR	Gold	McLaren 650 S GT3 2015	PROAM	6º	265.357	9	Qualifying - 1
10	54	Emil Frey Lexus Racing	CHE	Albert Costa	ESP	Gold	Philipp Frommenwiler	CHE	Silver	Lexus RC F GT3	PRO	4º	265.357	12	Qualifying - 2
11	65	RACE / BMW Team Teo Martín	ESP	Victor Bouveng	SWE	Silver	Fran Rueda	ESP	Silver	BMW M6 GT3	PRO	5º	265.357	11	RACE - 2
12	1	Imperiale Racing	ITA	Thomas Biagi	ITA	Gold	Raffaele Gianmaria	ITA	Gold	Lamborghini Huracan GT3	PRO	6º	264.706	10	Qualifying - 2
13	16	Drivex School	ESP	Marcelo Hahn	BRA	Bronze	Allam Khodair	BRA	Gold	Mercedes AMG GT3	PROAM	7º	264.059	10	Qualifying - 2
14	51	RACE / BMW Team Teo Martín	ESP	Lourenço Beirão da Veiga	PRT	Silver	António Félix da Costa	PRT	Gold	BMW M6 GT3	PRO	7º	264.059	9	Qualifying - 1
15	55	Farnbacher Racing	DEU	Dominik Farnbacher	DEU	Gold	Mario Farnbacher	DEU	Silver	Lexus RC F GT3	PRO	8º	264.059	8	RACE - 1
16	555	FFF Racing Team by ACM	CHN	Hiroshi Hamaguchi	JPN	Bronze	Vitantonio Liuzzi	ITA	Platinum	Lamborghini Huracan GT3	PROAM	8º	264.059	6	Qualifying - 2
17	20	SPS Automotive Performance	DEU	Valentin Pierburg	DEU	Bronze	Tom Onslow-Cole	GBR	Gold	Mercedes AMG GT3	PROAM	9º	263.415	24	RACE - 2
18	333	Rinaldi Racing	DEU	Rinat Salikhov	RUS	Bronze	Sergei Borisov	RUS	Bronze	Ferrari 488 GT3	AM	1º	263.415	29	RACE - 1
19	88	Garage 59	GBR	Alexander West	SWE	Bronze	Côme Ledogar	FRA	Platinum	McLaren 650 S GT3 2015	PROAM	10º	262.774	23	RACE - 1
20	5	SF Racing	CHN	Fu Songyang	CHN	Bronze	Andrea Caldarelli	ITA	Gold	Ferrari 488 GT3	PROAM	11º	262.136	7	Qualifying - 2
21	99	Sports and You	PRT	António Coimbra	PRT	Bronze	Luis Silva	PRT	Bronze	Mercedes AMG GT3	AM	2º	262.136	11	Qualifying - 1
22	12	Sports and You	PRT	Marcio Basso	BRA	Bronze	Nonô Figueiredo	BRA	Bronze	Mercedes AMG GT3	AM	3º	261.502	30	RACE - 1
23	25	FF Corse	GBR	Ivor Dunbar	GBR	Bronze	Johnny Mowlem	GBR	Gold	Ferrari 488 GT3	PROAM	12º	261.502	3	Qualifying - 2
24	488	Spirit of Race	CHE	Miguel Ramos	PRT	Silver	Mikkel Mac	DNK	Gold	Ferrari 488 GT3	PRO	9º	261.502	13	Qualifying - 2
25	8	AF Corse	ITA	Piergiuseppe Perazzini	ITA	Bronze	Marco Cioci	ITA	Gold	Ferrari 488 GT3	PROAM	13º	260.870	21	Free Practice 2



Circuit de Catalunya International GT Open RACE - 2

Pit Stops

29/10/2017

Nº	Time of day	Entrant / Team	Nat.	Driver	Nat.	St.	Driver 2	Nat.	St.	Vehicle	Cat.	Race Time	Stop Nº	Stop Time	Handicap	Penalty
												Window Start		24'00.000		
65	14.37'53.460	RACE / BMW Team Teo Martín	ESP	Victor Bouveng	SWE	Silver	Fran Rueda	ESP	Silver	BMW M6 GT3	PRO	24'28.015	1	01'05.952	01'05	
488	14.37'56.178	Spirit of Race	CHE	Miguel Ramos	PRT	Silver	Mikkel Mac	DNK	Gold	Ferrari 488 GT3	PRO	24'30.543	1	01'24.941	01'20	
23	14.37'59.101	Imperiale Racing	ITA	Vito Postiglione	ITA	Gold	Christian Engelhart	DEU	Gold	Lamborghini Huracan GT3	PRO	24'33.672	1	01'06.640	01'05	
96	14.38'10.111	Optimum Motorsport	GBR	Bradley Ellis	GBR	Silver	Oliver Wilkinson	GBR	Bronze	Audi R8 LMS	PROAM	24'44.599	1	01'04.079	01'05	00'00.921
333	14.38'11.031	Rinaldi Racing	DEU	Rinat Salikhov	RUS	Bronze	Sergei Borisov	RUS	Bronze	Ferrari 488 GT3	AM	24'45.576	1	01'07.148	01'05	
22	14.38'14.094	Shaun Balfe / Balfe Motorsport	GBR	Shaun Balfe	GBR	Bronze	Rob Bell	GBR	Platinum	McLaren 650 S GT3 2015	PROAM	24'48.664	1	01'07.709	01'05	
8	14.38'19.058	AF Corse	ITA	Piergiuseppe Perazzini	ITA	Bronze	Marco Cioci	ITA	Gold	Ferrari 488 GT3	PROAM	24'53.811	1	01'06.090	01'05	
20	14.38'20.088	SPS Automotive Performance	DEU	Valentin Pierburg	DEU	Bronze	Tom Onslow-Cole	GBR	Gold	Mercedes AMG GT3	PROAM	24'54.720	1	01'06.113	01'05	
17	14.38'21.471	Senkyr Motorsport	CZE	Jakub Knoll	CZE	Silver	Richard Gonda	SVK	Bronze	BMW M6 GT3	PROAM	24'55.865	1	01'20.308	01'05	
555	14.38'22.401	FFF Racing Team by ACM	CHN	Hiroshi Hamaguchi	JPN	Bronze	Vitantonio Liuzzi	ITA	Platinum	Lamborghini Huracan GT3	PROAM	24'57.054	1	01'06.254	01'05	
21	14.38'25.618	Konrad Motorsport	DEU	Hendrik Still	DEU	Silver	Paul Scheuschner	DEU	Bronze	Lamborghini Huracan GT3	PROAM	25'00.170	1	01'06.405	01'05	
99	14.38'35.434	Sports and You	PRT	António Coimbra	PRT	Bronze	Luis Silva	PRT	Bronze	Mercedes AMG GT3	AM	25'10.150	1	01'11.664	01'10	
54	14.39'39.664	Emil Frey Lexus Racing	CHE	Albert Costa	ESP	Gold	Philipp Frommenwiler	CHE	Silver	Lexus RC F GT3	PRO	26'14.371	1	01'05.781	01'05	
63	14.39'43.528	Imperiale Racing	ITA	Giovanni Venturini	ITA	Gold	Marco Mapelli	ITA	Gold	Lamborghini Huracan GT3	PRO	26'18.190	1	01'30.118	01'30	
1	14.41'39.797	Imperiale Racing	ITA	Thomas Biagi	ITA	Gold	Raffaele Gianmaria	ITA	Gold	Lamborghini Huracan GT3	PRO	28'14.397	1	01'07.177	01'05	
55	14.45'07.957	Farnbacher Racing	DEU	Dominik Farnbacher	DEU	Gold	Mario Farnbacher	DEU	Silver	Lexus RC F GT3	PRO	31'42.614	1	01'11.028	01'10	
10	14.45'18.326	Jordan Racing	GBR	Jordan Witt	GBR	Bronze	Michael Meadows	GBR	Gold	Bentley GT3	PROAM	31'53.050	1	01'06.199	01'05	
51	14.46'46.638	RACE / BMW Team Teo Martín	ESP	Lourenço Beirão da Veiga	PRT	Silver	António Félix da Costa	PRT	Gold	BMW M6 GT3	PRO	33'21.130	1	01'07.349	01'05	
12	14.47'16.708	Sports and You	PRT	Marcio Basso	BRA	Bronze	Nonô Figueiredo	BRA	Bronze	Mercedes AMG GT3	AM	33'51.338	1	01'17.437	01'15	
5	14.48'38.996	SF Racing	CHN	Fu Songyang	CHN	Bronze	Andrea Caldarelli	ITA	Gold	Ferrari 488 GT3	PROAM	35'13.723	1	01'16.585	01'15	
88	14.48'55.892	Garage 59	GBR	Alexander West	SWE	Bronze	Côme Ledogar	FRA	Platinum	McLaren 650 S GT3 2015	PROAM	35'30.385	1	01'27.204	01'25	
16	14.48'57.296	Drivex School	ESP	Marcelo Hahn	BRA	Bronze	Allam Khodair	BRA	Gold	Mercedes AMG GT3	PROAM	35'31.936	1	01'09.772	01'05	

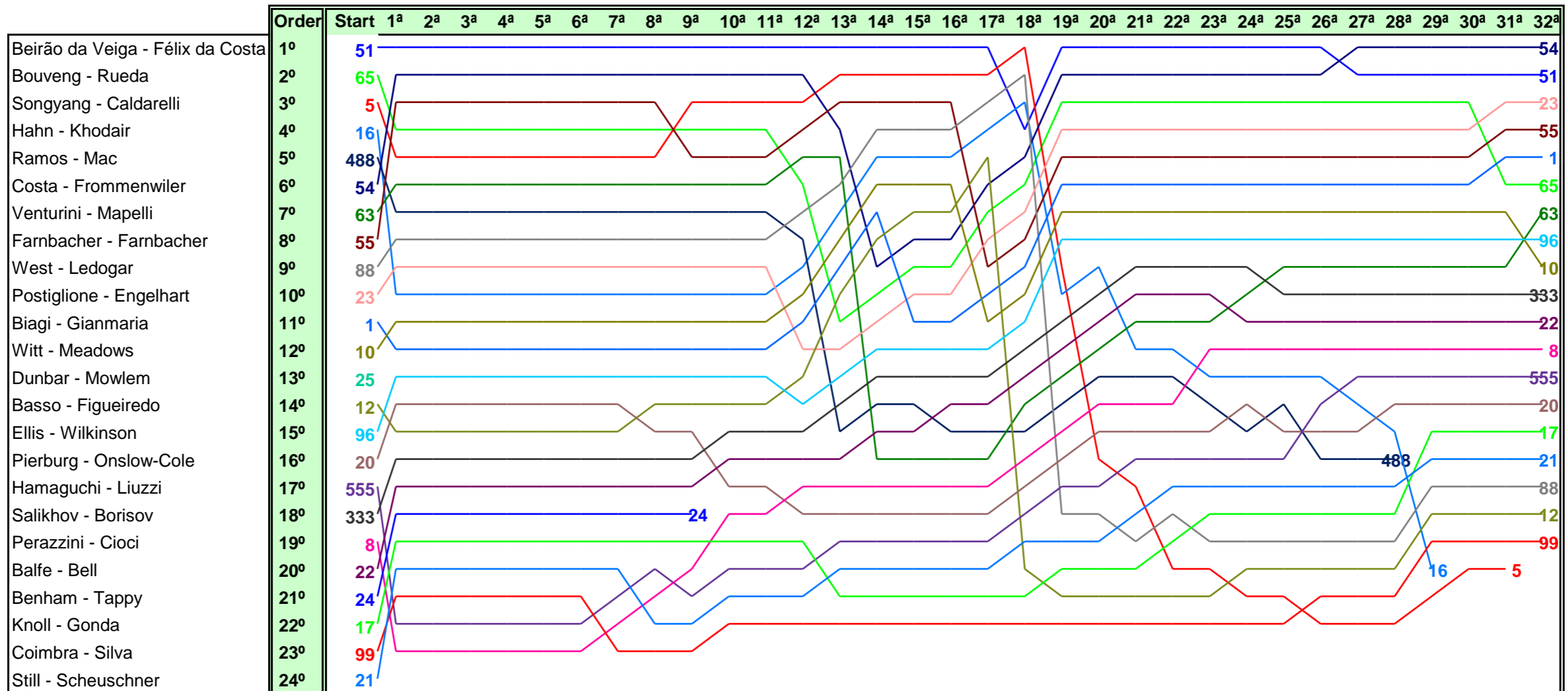




Circuito de Catalunya
International GT Open
RACE - 2

Graphic Lap Chart

#####





Championship Classification

Cls.	Name	Nac.	Net Pts.	Pts.	Estoril		SPA-Francorchamps		Paul Ricard		Hungaroring		Silverstone		Monza		Barcelona	
					R1	R2	R1	R2	R1	R2	R1	R2	R1	R2	R1	R2		
1	Giovanni Venturini	ITA	114	116	6	12	2	2	12	5	15	6	12	8	12	5	15	4
2	Fran Rueda	ESP	105	105		1	12	4	6	15	5	15	2	12	8	12	8	5
	Victor Bouveng	SWE	105	105		1	12	4	6	15	5	15	2	12	8	12	8	5
3	Albert Costa	ESP	98	98	15	3	15		8	2	8		15	10	1	6		15
	Philipp Frommenwiler	CHE	98	98	15	3	15		8	2	8		15	10	1	6		15
4	Thomas Biagi	ITA	90	92	6	12	2	2	12	5	15	6	10	4	4	3	5	6
5	Miguel Ramos	PRT	90	90	3	6	10		15	4	10	12		2	6	10	12	
	Mikkel Mac	DNK	90	90	3	6	10		15	4	10	12		2	6	10	12	
6	Dominik Farnbacher	DEU	75	75	8	15		15				8	6	5			10	8
7	Lourenço Beirão da Veiga	PRT	70	70	4		8				6		4	15		15	6	12
8	Mario Farnbacher	DEU	67	67	8	15		15					6	5			10	8
9	Marco Mapelli	ITA	56	56									12	8	12	5	15	4
10	Vito Postiglione	ITA	55	55			6			12	4	10		6	3		4	10
11	Shaun Balfe	GBR	53	53	12	8	4	5	2		1		8		10		1	2
	Rob Bell	GBR	53	53	12	8	4	5	2		1		8		10		1	2
12	António Félix da Costa	PRT	41	41	4								4	15			6	12
13	Andrea Fontana	ITA	41	41			6			12	4	10		6	3			
14	Alexander West	SWE	38	38	10	2		10				5			5	4	2	
	Côme Ledogar	FRA	38	38	10	2		10				5			5	4	2	
15	Piergiuseppe Perazzini	ITA	34	34	2	5		12	5	8		1						1
	Marco Cioci	ITA	34	34	2	5		12	5	8		1						1
16	Raffaele Gianmaria	ITA	32	32									10	4	4	3	5	6
17	Valentin Pierburg	DEU	27	27					10		12		5					
18	Sebastian Morris	GBR	23	23											15	8		
	Craig Dolby	GBR	23	23											15	8		
19	Duncan Tappy	GBR	23	23	1	10		8			2					2		
	Michael Benham	GBR	23	23	1	10		8			2					2		
20	Marcelo Hahn	BRA	20	20			1	3	3	10		3						
21	Alan Hellmeister	BRA	16	16					3	10		3						
22	Jordan Witt	GBR	15	15			5	6						1				3
	Michael Meadows	GBR	15	15			5	6						1				3
23	Augusto Farfus	BRA	15	15												15		
24	Tom Onslow-Cole	GBR	15	15					10				5					
25	Mario Plachutta	AUT	14	14					1	6	3	4						
	Thomas Jäger	AUT	14	14					1	6	3	4						
26	Edoardo Liberati	ITA	13	13			3	1	4	1		2			2			
	Kang Ling	CHN	13	13			3	1	4	1		2			2			
27	Lance D. Arnold	DEU	12	12							12							
28	Francesco Sini	ITA	8	8		4				3			1					
29	Mauro Calamia	CHE	8	8		4				3			1					
30	Norbert Siedler	AUT	8	8								8						
31	Nelson Piquet jr	BRA	8	8			8											



Championship Classification

Cls.	Name	Nac.	Net Pts.	Pts.	Estoril		SPA-Francorchamps		Paul Ricard		Hungaroring		Silverstone		Monza		Barcelona	
					R1	R2	R1	R2	R1	R2	R1	R2	R1	R2	R1	R2		
32	Tiago Monteiro	PRT	6	6							6							
33	Hiroshi Hamaguchi	JPN	6	6	5											1		
	Vitantonio Liuzzi	ITA	6	6	5											1		
34	Ryan Ratcliffe	GBR	6	6									3	3				
	Phil Keen	GBR	6	6									3	3				
35	Allam Khodair	BRA	4	4			1	3										
36	Andrea Caldarelli	ITA	3	3													3	
	Fu Songyang	CHN	3	3													3	
37	Gabriele Lancieri	ITA	0	0														
	Rino Mastronardi	ITA	0	0														
38	Matt Griffin	IRE	0	0														
39	Nono Figueiredo	BRA	0	0														
	Marcio Basso	BRA	0	0														
	José Balbiani	ARG	0	0														
40	Jules Szymkowiak	NLD	0	0														
41	Hendrik Still	DEU	0	0														
	Paul Scheuschner	DEU	0	0														
42	Johnny Mowlem	GBR	0	0														
	Ivor Dunbar	GBR	0	0														
43	Robert Lukas	POL	0	0														
	Zeljko Drmić	HRV	0	0														
44	Mikaël Grenier	CAN	0	0														
	Kikko Galbiati	ITA	0	0														
45	Gianluca Giraudi	ITA	0	0														
	Davide Roda	ITA	0	0														
46	Riki Christodoulou	GBR	0	0														
	Tomas Enge	CZE	0	0														
47	Roberto Pampanini	CHE	0	0														
48	Harry Teneketzian	FRA	0	0														
	Joffrey De Narda	FRA	0	0														
49	Davide Rizzo	ITA	0	0														
	Alex Moiseev	RUS	0	0														
50	Filipe Barreiros	PRT	0	0														
	Jose Francisco Guedes	PRT	0	0														
51	Alexander Hrachowina	AUT	0	0														
	Martin Konrad	AUT	0	0														
52	Sam Dejonghe	BEL	0	0														
	Tim Verbergt	BEL	0	0														
53	Luis Silva	PRT	0	0														
	António Coimbra	PRT	0	0														
54	Christian Malchárek	SVK	0	0														
	Jiri Malchárek	SVK	0	0														



Championship PROAM Classification

Cls.	Name	Nac.	Net Pts.	Pts.	Estoril		SPA-Francorchamps		Paul Ricard		Hungaroring		Silverstone		Monza		Barcelona	
					R1	R2	R1	R2	R1	R2	R1	R2	R1	R2	R1	R2		
1	Rob Bell	GBR	82	82	10	8	8	3	4	3	4		10	6	10	2	6	8
	Shaun Balfe	GBR	82	82	10	8	8	3	4	3	4		10	6	10	2	6	8
2	Piergiuseppe Perazzini	ITA	65	65	4	6	2	10	8	8		4	4	4	2	4	3	6
3	Alexander West	SWE	60	60	8	4		8		2	2	10			8	10	8	
	Côme Ledogar	FRA	60	60	8	4		8		2	2	10			8	10	8	
4	Marco Cioci	ITA	59	59	4	6	2	10	8	8		4	4	4			3	6
5	Valentin Pierburg	DEU	57	57	2	2			10	4	10	2	8	3	6	3	4	3
6	Tom Onslow-Cole	GBR	45	45	2	2			10	4			8	3	6	3	4	3
7	Michael Benham	GBR	44	44	3	10	3	6	2		6				4	8	2	
	Duncan Tappy	GBR	44	44	3	10	3	6	2		6				4	8	2	
8	Jordan Witt	GBR	40	40			10	4					6	10				10
	Michael Meadows	GBR	40	40			10	4					6	10				10
9	Marcelo Hahn	BRA	36	36		3	6	2	6	10		6	3					
10	Vitantonio Liuzzi	ITA	35	35	6						3	3	2	8	3	6		4
	Hiroshi Hamaguchi	JPN	35	35	6						3	3	2	8	3	6		4
11	Thomas Jäger	AUT	25	25					3	6	8	8						
	Mario Plachutta	AUT	25	25					3	6	8	8						
12	Alan Hellmeister	BRA	22	22					6	10		6						
13	Allam Khodair	BRA	14	14		3	6	2					3					
14	Lance D. Arnold	DEU	12	12							10	2						
15	Andrea Caldarelli	ITA	10	10														10
	Fu Songyang	CHN	10	10														10
16	Matt Griffin	IRE	6	6											2	4		
17	Ivor Dunbar	GBR	6	6			4							2				
	Johnny Mowlem	GBR	6	6			4							2				
18	Hendrik Still	DEU	2	2														2
	Paul Scheuschner	DEU	2	2														2
19	Jules Szymkowiak	NLD	0	0														
20	Robert Lukas	POL	0	0														
	Zeljko Drmić	HRV	0	0														
21	Roberto Pampanini	CHE	0	0														
	Mauro Calamia	CHE	0	0														
22	Joffrey De Narda	FRA	0	0														
	Harry Teneketzian	FRA	0	0														
23	Christian Malchárek	SVK	0	0														
	Jiri Malchárek	SVK	0	0														



Championship AM Classification

Cls.	Name	Nac.	Net Pts.	Pts.	Estoril		SPA-Francorchamps		Paul Ricard		Hungaroring		Silverstone		Monza		Barcelona	
					R1	R2	R1	R2	R1	R2	R1	R2	R1	R2	R1	R2		
1	Antonio Coimbra	PRT	49	51	2	4	4	4	2	2	2	5	5	3	5	5	4	4
	Luis Silva	PRT	49	51	2	4	4	4	2	2	2	5	5	3	5	5	4	4
2	Marcio Basso	BRA	40	40	5	3			3	3	4	3	2	4	3		5	5
3	Martin Konrad	AUT	34	34	4	5			4	4	5	4	4		4			
	Alexander Hrachowina	AUT	34	34	4	5			4	4	5	4	4		4			
4	Alex Moiseev	RUS	32	32			5	5	5	5	3	1	3	5				
	Davide Rizzo	ITA	32	32			5	5	5	5	3	1	3	5				
5	Nonô Figueiredo	BRA	27	27	5	3							2	4	3		5	5
6	José Balbiani	ARG	13	13					3	3	4	3						
7	Fu Songyang	CHN	9	9							1	2			2	4		
8	Gabriele Lancieri	ITA	6	6											2	4		
9	Jose Francisco Guedes	PRT	5	5	3	2												
	Filipe Barreiros	PRT	5	5	3	2												
10	Rino Mastronardi	ITA	3	3							1	2						
11	Gianluca Giraudi	ITA	2	2					1	1								
	Davide Roda	ITA	2	2					1	1								



Championship Team's Classification

Cls.	Team	Nac.	Net Pts.	Pts.	Estoril		SPA-Francorchamps		Paul Ricard		Hungaroring		Silverstone		Monza		Barcelona	
					R1	R2	R1	R2	R1	R2	R1	R2	R1	R2	R1	R2		
1	Imperiale Racing	ITA	103	103	3	8	3		8	10	10	9	14	7	8	2	12	9
2	BMW T. Teo Martin	ESP	97	97			12		3	10	5	10		18	4	18	7	10
3	Emil Frey Lexus R.	CHE	57	57	10		10		4		4		10	6		3		10
4	Spirit of Race	CHE	50	50		3	6		10		6	8			3	6	8	
5	Farnbacher Racing	DEU	43	43	4	10		10				4	3	2			6	4
6	Garage 59	GBR	26	26	6	6		10				2			2			
7	Balfe Motorsport	GBR	24	24	8	4		2					4		6			
8	SPS Automotive Perf.	DEU	16	16					6		8		2					
9	AF Corse	ITA	16	16		2		8	2	4								
10	Wessex Vehicles	GBR	14	14											10	4		
11	Drivex School	ESP	6	6						6								
12	Jordan Racing	GBR	5	5			2	3										
13	Lechner Racing	AUT	3	3						3								
14	FFF Racing T. by ACM	CHN	2	2	2													
15	Sports and You	PRT	0	0														
	Konrad Motorsport	DEU	0	0														
16	Kaspersky	CHE	0	0														
	Förch R by Lukas M.	POL	0	0														
	Lee Mowle	GBR	0	0														
	MS Racing	AUT	0	0														
	Racing Trevor	SVK	0	0														
	Ratón Racing	ITA	0	0														
	SF Racing	CHN	0	0														
	Solaris Motorsport	ITA	0	0														
	Antonelli Motorsport	ITA	0	0														
	AB Sport Auto	FRA	0	0														
	FF Corse	GBR	0	0														
	Brussels Racing	BEL	0	0														



Drivers Statistics

Cls.	Nº	Team	Net Points	Points	First Positions	Seconds Positions	Thirds Positions	Race Fastest Laps	Pole Positions	Laps in first place	Km. covered in Race	Km. covered in Practice
1	63	Giovanni Venturini	114	116	2	4				46	2458.110	2026.455
2	65	Fran Rueda	105	105	2	3		1	2	40	2458.110	2206.938
	65	Victor Bouveng	105	105	2	3		1	2	40	2458.110	2206.938
3	54	Albert Costa	98	98	4		1	3	3	75	2292.451	1998.285
	54	Philipp Frommenwiler	98	98	4		1	3	3	75	2292.451	1998.285
4	1	Thomas Blagi	90	92	1	2	1			6	2458.110	2189.687
5	488	Miguel Ramos	90	90	1	2	3	1	2	47	2313.418	2514.203
	488	Mikkel Mac	90	90	1	2	3	1	2	47	2313.418	2514.203
6	55	Dominik Farnbacher	75	75	2		1			17	1772.347	2080.165
7	51	Lourenço Beirão da Veiga	70	70	2	1		2	2	98	1969.340	2262.646
8	55	Mario Farnbacher	67	67	2		1			17	1448.153	1874.258
9	63	Marco Mapelli	56	56	1	2				40	1109.522	854.800
10	23	Vito Postiglione	55	55		1	2		1	20	2220.654	2346.660
11	22	Shaun Balfe	53	53		1	1	2	2	24	2458.110	2502.175
	22	Rob Bell	53	53		1	1	2	2	24	2458.110	2502.175
12	51	António Félix da Costa	41	41	1	1			1	53	890.591	840.008
13	23	Andrea Fontana	41	41		1	1		1	20	1899.459	2020.810
14	88	Alexander West	38	38			2	1		16	2319.930	2712.418
	88	Côme Ledogar	38	38			2	1		16	2319.930	2712.418
15	8	Piergiuseppe Perazzini	34	34		1					2453.729	2754.731
	8	Marco Cioci	34	34		1					2042.426	2192.810
16	1	Raffaele Gianmaria	32	32			1				1109.522	1018.032
17	20	Valentin Pierburg	27	27		1	1	1		9	2360.054	2814.571
18	39	Sebastian Morris	23	23	1					31	411.303	579.295
	39	Craig Dolby	23	23	1					31	949.419	1193.803
19	24	Duncan Tappy	23	23			1		1	21	1829.448	2256.858
	24	Michael Benham	23	23			1		1	21	1829.448	2256.858
20	16	Marcelo Hahn	20	20			1				2358.541	2502.656
21	16	Alan Hellmeister	16	16			1				1091.859	1021.425
22	10	Jordan Witt	15	15							1409.984	1822.095
	10	Michael Meadows	15	15							1409.984	1822.095
23	51	Augusto Farfus	15	15	1			2	1	45	505.118	837.622
24	20	Tom Onslow-Cole	15	15			1	1		5	1783.716	2067.542
25	19	Mario Plachutta	14	14						5	680.556	636.748
	19	Thomas Jäger	14	14						5	680.556	636.748
26	11	Edoardo Liberati	13	13							1945.746	1877.437
	11	Kang Ling	13	13							1945.746	1877.437
27	20	Lance D. Arnold	12	12		1				4	324.194	284.765



Drivers Statistics

Cls.	Nº	Team	Net Points	Points	First Positions	Seconds Positions	Thirds Positions	Race Fastest Laps	Pole Positions	Laps in first place	Km. covered in Race	Km. covered in Practice
28	7	Francesco Sini	8	8							1077.999	1427.308
29	40	Mauro Calamia	8	8							1483.509	1954.471
30	55	Norbert Siedler	8	8							324.194	205.907
31	51	Nelson Piquet jr	8	8							350.200	357.204
32	51	Tiago Monteiro	6	6							223.431	227.812
33	555	Hiroshi Hamaguchi	6	6							1925.804	2683.459
	555	Vitantonio Liuzzi	6	6							1925.804	2683.459
34	30	Ryan Ratcliffe	6	6							377.024	447.716
	30	Phil Keen	6	6							377.024	447.716
35	16	Allam Khodair	4	4							1266.682	1481.231
36	5	Andrea Caldarelli	3	3				1	1	16	793.132	1054.779
	5	Fu Songyang	3	3				2		16	1509.693	1833.216
37	5	Gabriele Lancieri	0	0							405.510	515.577
	5	Rino Mastronardi	0	0				1			311.051	262.860
38	8	Matt Griffin	0	0							411.303	561.921
39	12	Nonô Figueiredo	0	0							1330.288	1950.268
	12	Marcio Basso	0	0							2010.844	2768.114
	12	José Balbiani	0	0							680.556	817.846
40	20	Jules Szymkowiak	0	0							252.144	462.264
41	21	Hendrik Still	0	0							1335.865	1323.540
	21	Paul Scheuschner	0	0							1335.865	1323.540
42	25	Johnny Mowlem	0	0				1			1694.604	2455.326
	25	Ivor Dunbar	0	0				1			1694.604	2455.326
43	29	Robert Lukas	0	0							411.303	503.991
	29	Zeljko Drmić	0	0							411.303	503.991
44	32	Mikaël Grenier	0	0							356.362	426.466
	32	Kikko Galbiati	0	0							356.362	426.466
45	33	Gianluca Giraudi	0	0							350.520	397.256
	33	Davide Roda	0	0							350.520	397.256
46	39	Riki Christodoulou	0	0							377.024	306.332
	39	Tomas Enge	0	0							161.092	308.176
47	40	Roberto Pampanini	0	0							405.510	527.163
48	46	Harry Teneketzian	0	0							350.520	473.202
	46	Joffrey De Narda	0	0							350.520	473.202
49	48	Davide Rizzo	0	0							1384.365	2048.111
	48	Alex Moiseev	0	0							1384.365	2048.111
50	62	Filipe Barreiros	0	0							309.468	376.380
	62	Jose Francisco Guedes	0	0							309.468	376.380



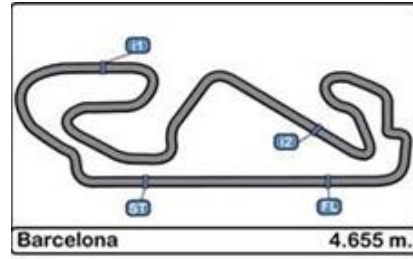
Drivers Statistics

Cls.	Nº	Team	Net Points	Points	First Positions	Seconds Positions	Thirds Positions	Race Fastest Laps	Pole Positions	Laps in first place	Km. covered in Race	Km. covered in Practice
51	74	Alexander Hrachowina	0	0							1485.843	2048.195
	74	Martin Konrad	0	0							1485.843	2048.195
52	90	Sam Dejonghe	0	0							245.140	315.180
	90	Tim Verbergt	0	0							245.140	315.180
53	99	Luis Silva	0	0							2429.847	2797.569
	99	António Coimbra	0	0							2429.847	2797.569
54	124	Christian Malchárek	0	0							100.763	205.907
	124	Jirí Malchárek	0	0							100.763	205.907



Drivers Performance

Cls.	Team	Nac.	Net Pts.	Pts.	Estoril		SPA-Francorchamps		Paul Ricard		Hungaroring		Silverstone		Monza		Barcelona	
					R1	R2	R1	R2	R1	R2	R1	R2	R1	R2	R1	R2	R1	R2
1	Giovanni Venturini	ITA	114	116	5-5	5-2	13-9	8-9	5-2	12-6	3-1	7-5	2-2	3-4	3-2	5-6	3-1	7-7
2	Fran Rueda	ESP	105	105	9-11	10-10	3-2	13-7	14-5	4-1	7-6	1-1	7-9	1-2	5-4	4-2	6-4	2-6
	Victor Bouveng	SWE	105	105	9-11	10-10	3-2	13-7	14-5	4-1	7-6	1-1	7-9	1-2	5-4	4-2	6-4	2-6
3	Albert Costa	ESP	98	98	2-1	8-8	1-1	6-14	8-4	14-9	5-4	18-NC	1-1	12-3	14-10	8-5	1-NC	6-1
	Philipp Frommenwiler	CHE	98	98	2-1	8-8	1-1	6-14	8-4	14-9	5-4	18-NC	1-1	12-3	14-10	8-5	1-NC	6-1
4	Thomas Biagi	ITA	90	92	5-5	5-2	13-9	8-9	5-2	12-6	3-1	7-5	10-3	5-7	10-7	7-8	7-6	11-5
5	Miguel Ramos	PRT	90	90	12-8	14-5	2-3	10-NC	1-1	9-7	1-3	4-2	15-18	7-9	13-5	3-3	9-2	5-19
	Mikkel Mac	DNK	90	90	12-8	14-5	2-3	10-NC	1-1	9-7	1-3	4-2	15-18	7-9	13-5	3-3	9-2	5-19
6	Dominik Farnbacher	DEU	75	75	8-4	2-1	10-NC	3-1	21-NC	16-NC	14-15	12-4	6-5	8-6	7-NC	NP-NP	4-3	8-4
7	Lourenço Beirão da Veiga	PRT	70	70	14-7	6-NC	21-4	9-12	3-NC	8-NC	4-5	11-NC	8-7	2-1	12-22	1-1	11-5	1-2
8	Mario Farnbacher	DEU	67	67	8-4	2-1	10-NC	3-1	21-NC	16-NC	NP-NP	NP-NP	6-5	8-6	7-NC	NP-NP	4-3	8-4
9	Marco Mapelli	ITA	56	56	NP-NP	NP-NP	NP-NP	NP-NP	NP-NP	NP-NP	NP-NP	NP-NP	2-2	3-4	3-2	5-6	3-1	7-7
10	Vito Postiglione	ITA	55	55	11-18	13-11	15-5	1-16	15-24	5-2	10-7	5-3	14-14	9-5	6-8	13-NC	2-7	10-3
11	Shaun Balfe	GBR	53	53	1-2	18-4	4-7	17-6	4-9	20-12	11-10	20-13	5-4	20-13	1-3	14-13	8-10	18-9
	Rob Bell	GBR	53	53	1-2	18-4	4-7	17-6	4-9	20-12	11-10	20-13	5-4	20-13	1-3	14-13	8-10	18-9
12	António Félix da Costa	PRT	41	41	14-7	6-NC	NP-NP	NP-NP	NP-NP	NP-NP	NP-NP	NP-NP	8-7	2-1	NP-NP	NP-NP	11-5	1-2
13	Andrea Fontana	ITA	41	41	11-18	13-11	15-5	1-16	15-24	5-2	10-7	5-3	14-14	9-5	6-8	13-NC	NP-NP	NP-NP
14	Alexander West	SWE	38	38	3-3	21-9	6-NC	18-3	24-13	6-14	17-12	3-6	19-19	4-22	17-6	2-7	19-9	9-14
	Côme Ledogar	FRA	38	38	3-3	21-9	6-NC	18-3	24-13	6-14	17-12	3-6	19-19	4-22	17-6	2-7	19-9	9-14
15	Piergiuseppe Perazzini	ITA	34	34	4-9	16-6	17-15	14-2	18-6	3-4	24-20	14-10	11-12	23-15	16-14	9-11	13-12	17-10
	Marco Cioci	ITA	34	34	4-9	16-6	17-15	14-2	18-6	3-4	24-20	14-10	11-12	23-15	NP-NP	NP-NP	13-12	17-10
16	Raffaele Gianmaria	ITA	32	32	NP-NP	NP-NP	NP-NP	NP-NP	NP-NP	NP-NP	NP-NP	NP-NP	10-3	5-7	10-7	7-8	7-6	11-5
17	Valentin Pierburg	DEU	27	27	7-13	20-14	7-NC	19-18	2-3	21-11	2-2	15-12	3-6	24-16	9-11	22-12	5-11	15-12
18	Sebastian Morris	GBR	23	23	NP-NP	NP-NP	NP-NP	NP-NP	NP-NP	NP-NP	NP-NP	NP-NP	NP-NP	NP-NP	2-1	6-4	12-NC	NP-NP
	Craig Dolby	GBR	23	23	NP-NP	NP-NP	8-18	NP-NP	NP-NP	NP-NP	NP-NP	NP-NP	9-13	21-12	2-1	6-4	12-NC	NP-NP
19	Duncan Tappy	GBR	23	23	17-10	1-3	19-13	4-4	6-11	22-15	9-9	21-NC	NP-NP	NP-NP	4-12	17-9	10-14	19-NC
	Michael Benham	GBR	23	23	17-10	1-3	19-13	4-4	6-11	22-15	9-9	21-NC	NP-NP	NP-NP	4-12	17-9	10-14	19-NC
20	Marcelo Hahn	BRA	20	20	6-14	19-13	22-10	5-8	19-8	7-3	19-13	6-8	24-15	6-NC	21-16	12-15	17-18	4-18
21	Alan Hellmeister	BRA	16	16	NP-NP	NP-NP	NP-NP	NP-NP	19-8	7-3	19-13	6-8	NP-NP	NP-NP	21-16	12-15	NP-NP	NP-NP
22	Jordan Witt	GBR	15	15	15-15	4-15	11-6	7-5	12-23	NP-NP	NP-NP	NP-NP	16-11	10-10	NP-NP	NP-NP	14-NC	12-8
	Michael Meadows	GBR	15	15	15-15	4-15	11-6	7-5	12-23	NP-NP	NP-NP	NP-NP	16-11	10-10	NP-NP	NP-NP	14-NC	12-8
23	Augusto Farfus	BRA	15	15	NP-NP	NP-NP	NP-NP	NP-NP	3-NC	8-NC	NP-NP	NP-NP	NP-NP	NP-NP	12-22	1-1	NP-NP	NP-NP
24	Tom Onslow-Cole	GBR	15	15	7-13	20-14	NP-NP	NP-NP	2-3	21-11	NP-NP	NP-NP	3-6	24-16	9-11	22-12	5-11	15-12
25	Mario Plachutta	AUT	14	14	NP-NP	NP-NP	NP-NP	NP-NP	25-10	2-5	18-8	2-7	NP-NP	NP-NP	NP-NP	NP-NP	NP-NP	NP-NP
	Thomas Jäger	AUT	14	14	NP-NP	NP-NP	NP-NP	NP-NP	25-10	2-5	18-8	2-7	NP-NP	NP-NP	NP-NP	NP-NP	NP-NP	NP-NP
26	Edoardo Liberati	ITA	13	13	13-16	17-12	18-8	12-10	11-7	11-10	15-17	10-9	13-16	18-14	11-9	11-NC	NP-NP	NP-NP
	Kang Ling	CHN	13	13	13-16	17-12	18-8	12-10	11-7	11-10	15-17	10-9	13-16	18-14	11-9	11-NC	NP-NP	NP-NP
27	Lance D. Arnold	DEU	12	12	NP-NP	NP-NP	NP-NP	NP-NP	NP-NP	NP-NP	2-2	15-12	NP-NP	NP-NP	NP-NP	NP-NP	NP-NP	NP-NP
28	Francesco Sini	ITA	8	8	18-22	9-7	12-NC	11-13	13-NC	18-8	NP-NP	NP-NP	12-10	22-21	NP-NP	NP-NP	NP-NP	NP-NP
29	Mauro Calamia	CHE	8	8	NP-NP	NP-NP	NP-NP	NP-NP	NP-NP	NP-NP	NP-NP	NP-NP	NP-NP	NP-NP	NP-NP	NP-NP	NP-NP	NP-NP
30	Norbert Siedler	AUT	8	8	NP-NP	NP-NP	NP-NP	NP-NP	NP-NP	NP-NP	14-15	12-4	NP-NP	NP-NP	NP-NP	NP-NP	NP-NP	NP-NP
31	Nelson Piquet jr	BRA	8	8	NP-NP	NP-NP	21-4	9-12	NP-NP	NP-NP	NP-NP	NP-NP	NP-NP	NP-NP	NP-NP	NP-NP	NP-NP	NP-NP



**Circuit de Catalunya
International GT Open
RACE - 2**

Weather Report

29/10/2017

Track Status DRY

