

**Circuito de Estoril**  
**International GT Open**  
**Race - 1**  
**Provisional Results**



Cls	Nº	Entrant/Team	Nat	Driver 1	Nat	Status	Driver 2	Nat	Status	Vehicle	Cat	Cl	Laps	Total Time	Gap	Interval	Km/h	Best	Time	Km/h
1	51	Luzich Racing	USA	Alessandro Pier Guidi	ITA	Gold	<u>Mikkel Mac</u>	DNK	Gold	Ferrari 488 GT3	PRO	1	41	1:10:01.732			146.9	23	1:38.863	152.2
2	63	Imperiale Racing	ITA	<u>Giovanni Venturini</u>	ITA	Gold	Jeroen Mul	NLD	Silver	Lamborghini Huracan GT3	PRO	2	41	1:10:13.416	11.684	11.684	146.4	22	1:39.710	150.9
3	11	RS Racing	ITA	Daniele Di Amato	ITA	Silver	<u>Andrea Montermini</u>	ITA	Gold	Ferrari 488 GT3	PRO	3	41	1:10:32.724	30.992	19.308	145.8	36	1:39.846	150.7
4	47	RACE / BMW Team Teo Martín	ESP	<u>Fran Rueda</u>	ESP	Silver	Andrés Saravia	GTM	Silver	BMW M6 GT3	PRO	4	41	1:10:39.195	37.463	6.471	145.6	19	1:40.007	150.5
5	20	SPS Automotive Performance	DEU	Valentin Pierburg	DEU	Bronze	<u>Tom Onslow-Cole</u>	GBR	Gold	Mercedes AMG GT3	PROAM	1	41	1:10:57.198	55.466	18.003	144.9	4	1:40.325	150.0
6	6	Vincenzo Sospiri Racing	ITA	Nicolas Costa	BRA	Silver	<u>Kang Ling</u>	CHN	Silver	Lamborghini Huracan GT3	PRO	5	41	1:11:05.054	1:03.322	7.856	144.7	21	1:40.685	149.5
7	12	Ombra Racing	ITA	<u>Fernando Rees</u>	BRA	Gold	Damiano Fioravanti	ITA	Silver	Lamborghini Huracan GT3	PRO	6	41	1:11:05.423	1:03.691	0.369	144.7	25	1:39.771	150.8
8	27	Daiko Lazarus Racing	ITA	<u>Fabrizio Crestani</u>	ITA	Silver	Miguel Ramos	PTR	Bronze	Lamborghini Huracan GT3	PROAM	2	41	1:11:17.602	1:15.870	12.179	144.3	25	1:40.922	149.1
9	3	RACE / BMW Team Teo Martín	ESP	<u>Lourenço Beirão da Veiga</u>	PRT	Silver	Juan Cruz Álvarez	ARG	Silver	BMW M6 GT3	PRO	7	41	1:11:18.287	1:16.555	0.685	144.2	19	1:41.181	148.7
10	62	Drivex School	ESP	<u>Jamie Campbell-Walter</u>	GBR	Platinum	Ferdinand Habsburg	AUT	Silver	Mercedes AMG GT3	PRO	8	41	1:11:25.474	1:23.742	7.187	144.0	26	1:40.294	150.1
11	71	Luzich Racing	USA	Alexander West	SWE	Bronze	<u>Michele Rugolo</u>	ITA	Gold	Ferrari 488 GT3	PROAM	3	41	1:11:40.275	1:38.543	14.801	143.5	6	1:40.462	149.8
12	99	Sports and You	PRT	<u>António Coimbra</u>	PRT	Bronze	Luis Silva	PRT	Bronze	Mercedes AMG GT3	AM	1	40	1:10:05.215	1 Lap	1 Lap	143.2	13	1:41.250	148.6
13	74	HTP Motorsport / MS Racing	AUT	<u>Alexander Hrachowina</u>	AUT	Bronze	Martin Konrad	AUT	Bronze	Mercedes AMG GT3	AM	2	40	1:10:13.118	1 Lap	7.903	142.9	19	1:40.515	149.7
14	96	Optimum Motorsport	GBR	Bradley Ellis	GBR	Silver	<u>Oliver Wilkinson</u>	GBR	Bronze	Audi R8 LMS	PROAM	4	40	1:10:13.672	1 Lap	0.554	142.9	22	1:40.866	149.2
15	19	Imperiale Racing	ITA	Jiatong Liang	CHN	Bronze	<u>Raffaele Giammaria</u>	ITA	Gold	Lamborghini Huracan GT3	PROAM	5	40	1:10:43.263	1 Lap	29.591	141.9	5	1:41.013	149.0
16	9	ARC Bratislava by VSR	SVK	<u>Miro Konôpka</u>	SVK	Bronze	Konstantins Calko	LVA	Bronze	Lamborghini Huracan GT3	AM	3	40	1:10:43.550	1 Lap	0.287	141.9	25	1:41.059	148.9
17	66	Vincenzo Sospiri Racing	ITA	Giulio Borlenghi	BRA	Bronze	<u>Andrzej Lewandowski</u>	POL	Bronze	Lamborghini Huracan GT3	AM	4	40	1:11:21.587	1 Lap	38.037	140.6	12	1:42.804	146.4
18	24	Krypton Motorsport	ITA	Mario Cordoni	ITA	Bronze	<u>Marco Zanuttini</u>	ITA	Bronze	Mercedes AMG GT3	AM	5	39	1:10:11.926	2 Laps	1 Lap	139.4	12	1:42.814	146.4
19	28	Daiko Lazarus Racing	ITA	Toby Sowery	GBR	Silver	<u>Giuseppe Cipriani</u>	ITA	Bronze	Lamborghini Huracan GT3	PROAM	6	36	1:11:06.526	5 Laps	3 Laps	127.0	23	1:39.495	151.3
<b>Not classified: (Requirements: 75% of number laps of leader = 31 Laps)</b>																				
16	16	Drivex School	ESP	<u>Marcelo Hahn</u>	BRA	Bronze	Allam Khodair	BRA	Gold	Mercedes AMG GT3	PROAM	7	7	12:36.866	34 Laps	29 Laps	139.2	5	1:43.579	145.3
7	7	RACE / BMW Team Teo Martín	ESP	<u>Márcio Basso</u>	BRA	Bronze	Thiago Marques	BRA	Bronze	BMW M6 GT3	AM	6	5	8:55.801	36 Laps	2 Laps	140.4	4	1:44.363	144.2
25	25	Imperiale Racing	ITA	Riccardo Agostini	ITA	Gold	<u>Rik Breukers</u>	DEU	Silver	Lamborghini Huracan GT3	PRO	9								

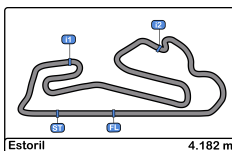
**Fastest lap Pier Guidi - Mac in 1:38.863 at 152.3 Km/h in lap 23**

Published at:.....

Track Temp: 33.3 °C    Air Temp: 17.6 °C    Humidity: 57 %    Track Status: DRY

<b>Stewards:</b>	<b>Race Director:</b>	<b>Timekeeper:</b>





**Circuito de Estoril**  
**International GT Open**  
**Race - 1**  
**Provisional Results by Class**



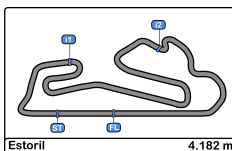
Cls	Nº	Entrant/Team	Nat	Driver 1	Nat	Status	Driver 2	Nat	Status	Vehicle	Cat	Cl	Laps	Total Time	Gap	Interval	Km/h	Best	Time	Km/h	
<b>PRO</b>																					
1	51	Luzich Racing	USA	Alessandro Pier Guidi	ITA	Gold	<u>Mikkel Mac</u>	DNK	Gold	Ferrari 488 GT3	PRO	1	41	1:10:01.732			146.9	23	1:38.863	152.2	
2	63	Imperiale Racing	ITA	<u>Giovanni Venturini</u>	ITA	Gold	Jeroen Mul	NLD	Silver	Lamborghini Huracan GT3	PRO	2	41	1:10:13.416	11.684	11.684	146.4	22	1:39.710	150.9	
3	11	RS Racing	ITA	Daniele Di Amato	ITA	Silver	<u>Andrea Montermini</u>	ITA	Gold	Ferrari 488 GT3	PRO	3	41	1:10:32.724	30.992	19.308	145.8	36	1:39.846	150.7	
4	47	RACE / BMW Team Teo	ESP	<u>Fran Rueda</u>	ESP	Silver	Andrés Saravia	GTM	Silver	BMW M6 GT3	PRO	4	41	1:10:39.195	37.463	6.471	145.6	19	1:40.007	150.5	
5	6	Vincenzo Sospiri Racing	ITA	Nicolas Costa	BRA	Silver	<u>Kang Ling</u>	CHN	Silver	Lamborghini Huracan GT3	PRO	5	41	1:11:05.054	1:03.322	25.859	144.7	21	1:40.685	149.5	
6	12	Ombra Racing	ITA	<u>Fernando Rees</u>	BRA	Gold	Damiano Fioravanti	ITA	Silver	Lamborghini Huracan GT3	PRO	6	41	1:11:05.423	1:03.691	0.369	144.7	25	1:39.771	150.8	
7	3	RACE / BMW Team Teo	ESP	<u>Lourenço Beirão da Veiga</u>	PRT	Silver	Juan Cruz Álvarez	ARG	Silver	BMW M6 GT3	PRO	7	41	1:11:18.287	1:16.555	12.864	144.2	19	1:41.181	148.7	
8	62	Drivex School	ESP	<u>Jamie Campbell-Walter</u>	GBR	Platinum	Ferdinand Habsburg	AUT	Silver	Mercedes AMG GT3	PRO	8	41	1:11:25.474	1:23.742	7.187	144.0	26	1:40.294	150.1	
<b>Not classified: (Requirements: 75% of number laps of leader = 31 Laps)</b>																					
25	Imperiale Racing	ITA	Riccardo Agostini	ITA	Gold	<u>Rik Breukers</u>	DEU	Silver	Lamborghini Huracan GT3	PRO	9										
<b>PROAM</b>																					
1	20	SPS Automotive	DEU	Valentin Pierburg	DEU	Bronze	<u>Tom Onslow-Cole</u>	GBR	Gold	Mercedes AMG GT3	PROAM	1	41	1:10:57.198			144.9	4	1:40.325	150.0	
2	27	Daiko Lazarus Racing	ITA	<u>Fabrizio Crestani</u>	ITA	Silver	Miguel Ramos	PTR	Bronze	Lamborghini Huracan GT3	PROAM	2	41	1:11:17.602	1:15.870	20.404	144.3	25	1:40.922	149.1	
3	71	Luzich Racing	USA	Alexander West	SWE	Bronze	<u>Michele Rugolo</u>	ITA	Gold	Ferrari 488 GT3	PROAM	3	41	1:11:40.275	1:38.543	22.673	143.5	6	1:40.462	149.8	
4	96	Optimum Motorsport	GBR	Bradley Ellis	GBR	Silver	<u>Oliver Wilkinson</u>	GBR	Bronze	Audi R8 LMS	PROAM	4	40	1:10:13.672	1 Lap	1 Lap	142.9	22	1:40.866	149.2	
5	19	Imperiale Racing	ITA	Jiatong Liang	CHN	Bronze	<u>Raffaele Giammaria</u>	ITA	Gold	Lamborghini Huracan GT3	PROAM	5	40	1:10:43.263	1 Lap	29.591	141.9	5	1:41.013	149.0	
6	28	Daiko Lazarus Racing	ITA	Toby Sowery	GBR	Silver	<u>Giuseppe Cipriani</u>	ITA	Bronze	Lamborghini Huracan GT3	PROAM	6	36	1:11:06.526	5 Laps	4 Laps	127.0	23	1:39.495	151.3	
<b>Not classified: (Requirements: 75% of number laps of leader = 31 Laps)</b>																					
16	Drivex School	ESP	<u>Marcelo Hahn</u>	BRA	Bronze	Allam Khodair	BRA	Gold	Mercedes AMG GT3	PROAM	7	7	12:36.866	34 Laps	29 Laps	139.2	5	1:43.579	145.3		
<b>AM</b>																					
1	99	Sports and You	PRT	<u>António Coimbra</u>	PRT	Bronze	Luis Silva	PRT	Bronze	Mercedes AMG GT3	AM	1	40	1:10:05.215			143.2	13	1:41.250	148.6	
2	74	HTP Motorsport / MS Racing	AUT	<u>Alexander Hrachowina</u>	AUT	Bronze	Martin Konrad	AUT	Bronze	Mercedes AMG GT3	AM	2	40	1:10:13.118	1 Lap	7.903	142.9	19	1:40.515	149.7	
3	9	ARC Bratislava by VSR	SVK	<u>Miro Konôpka</u>	SVK	Bronze	Konstantíns Calko	LVA	Bronze	Lamborghini Huracan GT3	AM	3	40	1:10:43.550	1 Lap	30.432	141.9	25	1:41.059	148.9	
4	66	Vincenzo Sospiri Racing	ITA	Giulio Borlenghi	BRA	Bronze	<u>Andrzej Lewandowski</u>	POL	Bronze	Lamborghini Huracan GT3	AM	4	40	1:11:21.587	1 Lap	38.037	140.6	12	1:42.804	146.4	
5	24	Krypton Motorsport	ITA	Mario Cordoni	ITA	Bronze	<u>Marco Zanuttini</u>	ITA	Bronze	Mercedes AMG GT3	AM	5	39	1:10:11.926	2 Laps	1 Lap	139.4	12	1:42.814	146.4	
<b>Not classified: (Requirements: 75% of number laps of leader = 31 Laps)</b>																					
7	RACE / BMW Team Teo	ESP	<u>Márcio Basso</u>	BRA	Bronze	Thiago Marques	BRA	Bronze	BMW M6 GT3	AM	6	5	8:55.801	36 Laps	34 Laps	140.4	4	1:44.363	144.2		

Published at:.....

Track Temp: 33.3 °C Air Temp: 17.6 °C Humidity: 57 % Track Status: DRY

<b>Stewards:</b>	<b>Race Director:</b>	<b>Timekeeper:</b>





**Circuito de Estoril**  
**International GT Open**

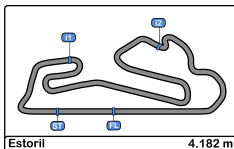
**Race - 1**

**Provisional Classification by Driver Fastest Lap**



Clas	Nº	Entrant/Team	Nat	Vehicle	Driver	Nat	Status	Cat	Clas	Laps	Best	Time	Gap	Interval	Km/h
1	51	Luzich Racing	USA	Ferrari 488 GT3	Alessandro Pier Guidi	ITA	Gold	PRO	1	20	2	1:38.863			152.2
2	28	Daiko Lazarus Racing	ITA	Lamborghini Huracan GT3	Toby Sowery	GBR	Silver	PROAM	1	19	6	1:39.495	0.632	0.632	151.3
3	51	Luzich Racing	USA	Ferrari 488 GT3	Mikkel Mac	DNK	Gold	PRO	2	21	5	1:39.692	0.829	0.197	151.0
4	63	Imperiale Racing	ITA	Lamborghini Huracan GT3	Jeroen Mul	NLD	Silver	PRO	3	21	2	1:39.710	0.847	0.018	150.9
5	12	Ombra Racing	ITA	Lamborghini Huracan GT3	Damiano Fioravanti	ITA	Silver	PRO	4	20	4	1:39.771	0.908	0.061	150.8
6	11	RS Racing	ITA	Ferrari 488 GT3	Daniele Di Amato	ITA	Silver	PRO	5	19	14	1:39.846	0.983	0.075	150.7
7	47	RACE / BMW Team Teo Martín	ESP	BMW M6 GT3	Andrés Saravia	GTM	Silver	PRO	6	24	2	1:40.007	1.144	0.161	150.5
8	63	Imperiale Racing	ITA	Lamborghini Huracan GT3	Giovanni Venturini	ITA	Gold	PRO	7	20	3	1:40.267	1.404	0.260	150.1
9	62	Drivex School	ESP	Mercedes AMG GT3	Ferdinand Habsburg	AUT	Silver	PRO	8	22	7	1:40.294	1.431	0.027	150.1
10	20	SPS Automotive Performance	DEU	Mercedes AMG GT3	Tom Onslow-Cole	GBR	Gold	PROAM	2	24	4	1:40.325	1.462	0.031	150.0
11	11	RS Racing	ITA	Ferrari 488 GT3	Andrea Montermini	ITA	Gold	PRO	9	22	11	1:40.352	1.489	0.027	150.0
12	71	Luzich Racing	USA	Ferrari 488 GT3	Michele Rugolo	ITA	Gold	PROAM	3	23	6	1:40.462	1.599	0.110	149.8
13	74	HTP Motorsport / MS Racing	AUT	Mercedes AMG GT3	Martin Konrad	AUT	Bronze	AM	1	23	2	1:40.515	1.652	0.053	149.7
14	6	Vincenzo Sospiri Racing	ITA	Lamborghini Huracan GT3	Nicolas Costa	BRA	Silver	PRO	10	23	3	1:40.685	1.822	0.170	149.5
15	47	RACE / BMW Team Teo Martín	ESP	BMW M6 GT3	Fran Rueda	ESP	Silver	PRO	11	17	5	1:40.694	1.831	0.009	149.5
16	96	Optimum Motorsport	GBR	Audi R8 LMS	Bradley Ellis	GBR	Silver	PROAM	4	20	2	1:40.866	2.003	0.172	149.2
17	27	Daiko Lazarus Racing	ITA	Lamborghini Huracan GT3	Miguel Ramos	PTR	Bronze	PROAM	5	20	4	1:40.922	2.059	0.056	149.1
18	19	Imperiale Racing	ITA	Lamborghini Huracan GT3	Raffaele Giammaria	ITA	Gold	PROAM	6	18	5	1:41.013	2.150	0.091	149.0
19	27	Daiko Lazarus Racing	ITA	Lamborghini Huracan GT3	Fabrizio Crestani	ITA	Silver	PROAM	7	21	5	1:41.059	2.196	0.046	148.9
20	9	ARC Bratislava by VSR	SVK	Lamborghini Huracan GT3	Konstantīns Calko	LVA	Bronze	AM	2	23	8	1:41.059	2.196	0.000	148.9
21	3	RACE / BMW Team Teo Martín	ESP	BMW M6 GT3	Juan Cruz Álvarez	ARG	Silver	PRO	12	24	2	1:41.181	2.318	0.122	148.7
22	99	Sports and You	PRT	Mercedes AMG GT3	António Coimbra	PRT	Bronze	AM	3	24	13	1:41.250	2.387	0.069	148.6
23	12	Ombra Racing	ITA	Lamborghini Huracan GT3	Fernando Rees	BRA	Gold	PRO	13	21	15	1:41.275	2.412	0.025	148.6
24	6	Vincenzo Sospiri Racing	ITA	Lamborghini Huracan GT3	Kang Ling	CHN	Silver	PRO	14	18	6	1:41.355	2.492	0.080	148.5
25	20	SPS Automotive Performance	DEU	Mercedes AMG GT3	Valentin Pierburg	DEU	Bronze	PROAM	8	17	4	1:42.089	3.226	0.734	147.4
26	3	RACE / BMW Team Teo Martín	ESP	BMW M6 GT3	Lourenço Beirão da Veiga	PRT	Silver	PRO	15	17	9	1:42.169	3.306	0.080	147.3
27	96	Optimum Motorsport	GBR	Audi R8 LMS	Oliver Wilkinson	GBR	Bronze	PROAM	9	20	2	1:42.273	3.410	0.104	147.2
28	71	Luzich Racing	USA	Ferrari 488 GT3	Alexander West	SWE	Bronze	PROAM	10	18	5	1:42.489	3.626	0.216	146.8
29	99	Sports and You	PRT	Mercedes AMG GT3	Luis Silva	PRT	Bronze	AM	4	16	14	1:42.604	3.741	0.115	146.7
30	62	Drivex School	ESP	Mercedes AMG GT3	Jamie Campbell-Walter	GBR	Platinum	PRO	16	19	2	1:42.748	3.885	0.144	146.5
31	19	Imperiale Racing	ITA	Lamborghini Huracan GT3	Jiatong Liang	CHN	Bronze	PROAM	11	22	18	1:42.760	3.897	0.012	146.5
32	66	Vincenzo Sospiri Racing	ITA	Lamborghini Huracan GT3	Andrzej Lewandowski	POL	Bronze	AM	5	21	12	1:42.804	3.941	0.044	146.4





Circuito de Estoril  
International GT Open

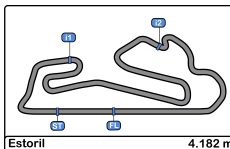
Race - 1

Provisional Classification by Driver Fastest Lap



Clas	Nº	Entrant/Team	Nat	Vehicle	Driver	Nat	Status	Cat	Clas	Laps	Best	Time	Gap	Interval	Km/h
33	24	Krypton Motorsport	ITA	Mercedes AMG GT3	Marco Zanuttini	ITA	Bronze	AM	6	21	12	1:42.814	3.951	0.010	146.4
34	66	Vincenzo Sospiri Racing	ITA	Lamborghini Huracan GT3	Giulio Borlenghi	BRA	Bronze	AM	7	19	10	1:43.040	4.177	0.226	146.1
35	74	HTP Motorsport / MS Racing	AUT	Mercedes AMG GT3	Alexander Hrachowina	AUT	Bronze	AM	8	17	9	1:43.197	4.334	0.157	145.8
36	9	ARC Bratislava by VSR	SVK	Lamborghini Huracan GT3	Miro Konôpka	SVK	Bronze	AM	9	17	5	1:43.454	4.591	0.257	145.5
37	16	Drivex School	ESP	Mercedes AMG GT3	Marcelo Hahn	BRA	Bronze	PROAM	12	7	5	1:43.579	4.716	0.125	145.3
38	28	Daiko Lazarus Racing	ITA	Lamborghini Huracan GT3	Giuseppe Cipriani	ITA	Bronze	PROAM	13	17	4	1:44.035	5.172	0.456	144.7
39	7	RACE / BMW Team Teo Martín	ESP	BMW M6 GT3	Márcio Basso	BRA	Bronze	AM	10	5	4	1:44.363	5.500	0.328	144.2
40	24	Krypton Motorsport	ITA	Mercedes AMG GT3	Mario Cordoni	ITA	Bronze	AM	11	18	12	1:44.427	5.564	0.064	144.1





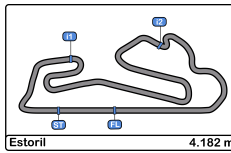
**Circuito de Estoril**  
**International GT Open**  
**Race - 1**  
**Distance and Speed Average**



Cls	Nº	Entrant/Team	Nat	Driver 1	Nat	Status	Driver 2	Nat	Status	Vehicle	Cat	Cls	Laps	Distance	Total Time	Km/h
1	51	Luzich Racing	USA	Alessandro Pier Guidi	ITA	Gold	<b>Mikkel Mac</b>	DNK	Gold	Ferrari 488 GT3	PRO	1	41	171.46	1:10:01.732	146.9
2	63	Imperiale Racing	ITA	<b>Giovanni Venturini</b>	ITA	Gold	Jeroen Mul	NLD	Silver	Lamborghini Huracan GT3	PRO	2	41	171.46	1:10:13.416	146.4
3	11	RS Racing	ITA	Daniele Di Amato	ITA	Silver	<b>Andrea Montermini</b>	ITA	Gold	Ferrari 488 GT3	PRO	3	41	171.46	1:10:32.724	145.8
4	47	RACE / BMW Team Teo Martín	ESP	<b>Fran Rueda</b>	ESP	Silver	Andrés Saravia	GTM	Silver	BMW M6 GT3	PRO	4	41	171.46	1:10:39.195	145.6
5	20	SPS Automotive Performance	DEU	Valentin Pierburg	DEU	Bronze	<b>Tom Onslow-Cole</b>	GBR	Gold	Mercedes AMG GT3	PROAM	1	41	171.46	1:10:57.198	144.9
6	6	Vincenzo Sospiri Racing	ITA	Nicolas Costa	BRA	Silver	<b>Kang Ling</b>	CHN	Silver	Lamborghini Huracan GT3	PRO	5	41	171.46	1:11:05.054	144.7
7	12	Ombra Racing	ITA	<b>Fernando Rees</b>	BRA	Gold	Damiano Fioravanti	ITA	Silver	Lamborghini Huracan GT3	PRO	6	41	171.46	1:11:05.423	144.7
8	27	Daiko Lazarus Racing	ITA	<b>Fabrizio Crestani</b>	ITA	Silver	Miguel Ramos	PTR	Bronze	Lamborghini Huracan GT3	PROAM	2	41	171.46	1:11:17.602	144.3
9	3	RACE / BMW Team Teo Martín	ESP	<b>Lourenço Beirão da Veig</b>	PRT	Silver	Juan Cruz Álvarez	ARG	Silver	BMW M6 GT3	PRO	7	41	171.46	1:11:18.287	144.2
10	62	Drivex School	ESP	<b>Jamie Campbell-Walter</b>	GBR	Platinum	Ferdinand Habsburg	AUT	Silver	Mercedes AMG GT3	PRO	8	41	171.46	1:11:25.474	144.0
11	71	Luzich Racing	USA	Alexander West	SWE	Bronze	<b>Michele Rugolo</b>	ITA	Gold	Ferrari 488 GT3	PROAM	3	41	171.46	1:11:40.275	143.5
12	99	Sports and You	PRT	<b>António Coimbra</b>	PRT	Bronze	Luis Silva	PRT	Bronze	Mercedes AMG GT3	AM	1	40	167.28	1:10:05.215	143.2
13	74	HTP Motorsport / MS Racing	AUT	<b>Alexander Hrachowina</b>	AUT	Bronze	Martin Konrad	AUT	Bronze	Mercedes AMG GT3	AM	2	40	167.28	1:10:13.118	142.9
14	96	Optimum Motorsport	GBR	Bradley Ellis	GBR	Silver	<b>Oliver Wilkinson</b>	GBR	Bronze	Audi R8 LMS	PROAM	4	40	167.28	1:10:13.672	142.9
15	19	Imperiale Racing	ITA	Jiatong Liang	CHN	Bronze	<b>Raffaele Giammaria</b>	ITA	Gold	Lamborghini Huracan GT3	PROAM	5	40	167.28	1:10:43.263	141.9
16	9	ARC Bratislava by VSR	SVK	<b>Miro Konôpka</b>	SVK	Bronze	Konstantíns Calko	LVA	Bronze	Lamborghini Huracan GT3	AM	3	40	167.28	1:10:43.550	141.9
17	66	Vincenzo Sospiri Racing	ITA	Giulio Borlenghi	BRA	Bronze	<b>Andrzej Lewandowski</b>	POL	Bronze	Lamborghini Huracan GT3	AM	4	40	167.28	1:11:21.587	140.6
18	24	Krypton Motorsport	ITA	Mario Cordoni	ITA	Bronze	<b>Marco Zanuttini</b>	ITA	Bronze	Mercedes AMG GT3	AM	5	39	163.09	1:10:11.926	139.4
19	28	Daiko Lazarus Racing	ITA	Toby Sowery	GBR	Silver	<b>Giuseppe Cipriani</b>	ITA	Bronze	Lamborghini Huracan GT3	PROAM	6	36	150.55	1:11:06.526	127.0
<b>Not classified: (Requirements: 75% of number laps of leader = 31 Laps)</b>																
	16	Drivex School	ESP	<b>Marcelo Hahn</b>	BRA	Bronze	Allam Khodair	BRA	Gold	Mercedes AMG GT3	PROAM	7	7	29.27	12:36.866	139.2
	7	RACE / BMW Team Teo Martín	ESP	<b>Márcio Basso</b>	BRA	Bronze	Thiago Marques	BRA	Bronze	BMW M6 GT3	AM	6	5	20.91	8:55.801	140.4
	25	Imperiale Racing	ITA	Riccardo Agostini	ITA	Gold	<b>Rik Breukers</b>	DEU	Silver	Lamborghini Huracan GT3	PRO	9				





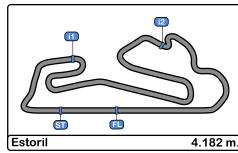


**Circuito de Estoril**  
**International GT Open**  
**Race - 1**  
**Lap Analysis**



3							9 2								
1 Lourenço Beirão da Veiga PRO BMW M6 GT3							1:42.293	20.463	49.776	32.054	254.7	15:30.781			
2 Juan Cruz Álvarez RACE / BMW Team Teo Martín							10 2	1:42.251	20.766	49.380	32.105	255.3	17:13.032		
Lap	D	Time	Sector 1	Sector 2	Sector 3	T. Spd	Elapsed	11 2	1:42.051	20.505	49.408	32.138	255.9	18:55.083	
1	1	1:52.811	26.428	53.213	33.170	221.7	1:52.811	12 2	1:41.809	20.375	49.347	32.087	255.3	20:36.892	
2	1	1:42.602	20.691	49.704	32.207	257.1	3:35.413	13 2	1:42.056	20.482	49.472	32.102	254.7	22:18.948	
3	1	1:42.837	20.676	49.821	32.340	258.3	5:18.250	14 2	1:42.401	20.651	49.691	32.059	255.3	24:01.349	
4	1	1:43.288	20.732	50.427	32.129	258.3	7:01.538	15 2	1:42.231	20.345	49.636	32.250	254.7	25:43.580	
5	1	1:42.719	20.623	49.773	32.323	257.7	8:44.257	16 2	1:42.784	20.632	49.821	32.331	255.9	27:26.364	
6	1	1:43.117	21.055	50.013	32.049	254.7	10:27.374	17 2	1:42.285	20.537	49.470	32.278	254.7	29:08.649	
7	1	1:43.050	20.915	49.882	32.253	250.5	12:10.424	18 2	1:48.203 P	20.856	49.901	37.446	255.3	30:56.852	
8	1	1:43.018	21.010	49.836	32.172	244.3	13:53.442	19 1	2:51.711	1:30.563	49.481	31.667		33:48.563	
9	1	1:42.169	20.324	49.668	32.177	256.5	15:35.611	20 1	1:41.185	20.662	48.850	31.673	256.5	35:29.748	
10	1	1:42.649	20.715	49.751	32.183	257.1	17:18.260	21 1	1:40.685	20.332	48.724	31.629	257.1	37:10.433	
11	1	1:42.512	20.539	49.712	32.261	257.1	19:00.772	22 1	1:40.925	20.297	48.623	32.005	257.1	38:51.358	
12	1	1:44.814	20.608	50.882	33.324	257.1	20:45.586	23 1	1:40.820	20.387	48.759	31.674	257.1	40:32.178	
13	1	1:42.623	20.496	49.900	32.227	256.5	22:28.209	24 1	1:40.941	20.371	48.910	31.660	256.5	42:13.119	
14	1	1:42.544	20.457	49.857	32.230	257.7	24:10.753	25 1	1:40.894	20.276	48.846	31.772	255.9	43:54.013	
15	1	1:43.039	20.528	50.201	32.310	256.5	25:53.792	26 1	1:43.151	21.608	49.666	31.877	257.1	45:37.164	
16	1	1:43.002	20.555	50.143	32.304	257.1	27:36.794	27 1	1:42.263	20.423	49.644	32.196	257.1	47:19.427	
17	1	1:48.643 P	20.674	50.349	37.620	256.5	29:25.437	28 1	1:41.395	20.401	49.127	31.867	257.1	49:00.822	
18	2	2:48.763	1:27.317	49.864	31.582		32:14.200	29 1	1:41.398	20.442	49.034	31.922	255.9	50:42.220	
19	2	1:41.181	20.634	48.996	31.551	255.9	33:55.381	30 1	1:41.154	20.276	48.977	31.901	255.9	52:23.374	
20	2	1:41.600	20.839	49.136	31.625	256.5	35:36.981	31 1	1:41.768	20.478	49.104	32.186	257.7	54:05.142	
21	2	1:41.673	20.689	49.149	31.835	257.1	37:18.654	32 1	1:41.283	20.468	49.004	31.811	257.1	55:46.425	
22	2	1:41.430	20.590	49.175	31.665	256.5	39:00.084	33 1	1:42.136	20.315	49.219	32.602	257.7	57:28.561	
23	2	1:42.000	20.772	49.420	31.808	257.1	40:42.084	34 1	1:41.575	20.406	49.275	31.894	257.1	59:10.136	
24	2	1:41.314	20.554	49.068	31.692	258.3	42:23.398	35 1	1:41.181	20.352	49.134	31.695	256.5	1:00:51.317	
25	2	1:42.199	20.838	49.505	31.856	255.9	44:05.597	36 1	1:41.693	20.429	49.125	32.139	256.5	1:02:33.010	
26	2	1:41.781	20.553	49.334	31.894	257.1	45:47.378	37 1	1:42.401	20.359	49.344	32.698	255.9	1:04:15.411	
27	2	1:41.664	20.588	49.278	31.798	256.5	47:29.042	38 1	1:42.032	20.427	49.413	32.192	256.5	1:05:57.443	
28	2	1:41.974	20.626	49.386	31.962	257.7	49:11.016	39 1	1:41.874	20.443	49.425	32.006	256.5	1:07:39.317	
29	2	1:42.310	20.644	49.345	32.321	258.3	50:53.326	40 1	1:43.253	20.661	50.165	32.427	257.7	1:09:22.570	
30	2	1:42.934	21.320	49.515	32.099	257.1	52:36.260	41 1	1:42.484	20.594	49.464	32.426	257.1	1:11:05.054	
31	2	1:42.197	20.668	49.402	32.127	257.1	54:18.457	<b>7</b>							
32	2	1:41.827	20.540	49.450	31.837	258.3	56:00.284	1 Márcio Basso AM BMW M6 GT3			2 Thiago Marques RACE / BMW Team Teo Martín				
33	2	1:41.638	20.534	49.374	31.730	257.7	57:41.922	Lap	D	Time	Sector 1	Sector 2	Sector 3	T. Spd	Elapsed
34	2	1:42.104	20.502	49.659	31.943	258.9	59:24.026	1	1	1:56.308	28.479	54.746	33.083	211.3	1:56.308
35	2	1:41.766	20.645	49.180	31.941	257.7	1:01:05.792	2	1	1:46.080	21.242	51.816	33.022	252.9	3:42.388
36	2	1:41.825	20.691	49.338	31.796	257.7	1:02:47.617	3	1	1:44.535	21.022	50.877	32.636	253.5	5:26.923
37	2	1:42.024	20.623	49.427	31.974	258.3	1:04:29.641	4	1	1:44.363	21.809	49.994	32.560	252.3	7:11.286
38	2	1:41.861	20.538	49.331	31.992	258.9	1:06:11.502	5	1	1:44.515	20.930	50.265	33.320	255.9	8:55.801
39	2	1:41.639	20.485	49.303	31.851	258.9	1:07:53.141	<b>9</b>							
40	2	1:43.110	20.573	49.949	32.588	260.2	1:09:36.251	1 Miro Konôpka AM Lamborghini Huracan GT3			2 Konstantins Calko ARC Bratislava by VSR				
41	2	1:42.036	20.656	49.429	31.951	258.9	1:11:18.287	Lap	D	Time	Sector 1	Sector 2	Sector 3	T. Spd	Elapsed
<b>6</b>							1	1	1:59.015	29.622	56.264	33.129	222.6	1:59.015	
1 Nicolas Costa PRO Lamborghini Huracan GT3							2	1	1:45.596	21.593	51.221	32.782	255.9	3:44.611	
2 Kang Ling Vincenzo Sospiri Racing							3	1	1:43.974	21.336	50.050	32.588	254.1	5:28.585	
Lap	D	Time	Sector 1	Sector 2	Sector 3	T. Spd	Elapsed	4	1	1:44.959	21.616	50.765	32.578	254.7	7:13.544
1	2	1:53.307	27.057	53.840	32.410	204.5	1:53.307	5	1	1:43.454	21.264	49.579	32.611	255.3	8:56.998
2	2	1:42.597	20.963	49.468	32.166	257.1	3:35.904	6	1	1:45.852	22.320	50.964	32.568	254.7	10:42.850
3	2	1:42.801	20.712	49.749	32.340	257.7	5:18.705	7	1	1:44.867	21.970	50.002	32.895	252.9	12:27.717
4	2	1:42.318	20.764	49.623	31.931	257.7	7:01.023	8	1	1:44.271	21.866	50.169	32.236	248.8	14:11.988
5	2	1:42.597	20.729	49.514	32.354	258.3	8:43.620	9	1	1:45.227	21.325	50.256	33.646	254.1	15:57.215
6	2	1:41.355	20.480	49.127	31.748	254.1	10:24.975	10	1	1:45.206	21.891	50.917	32.398	254.1	17:42.421
7	2	1:41.899	20.507	49.327	32.065	253.5	12:06.874	11	1	1:43.959	21.144	50.355	32.460	255.9	19:26.380
8	2	1:41.614	20.405	49.099	32.110	254.7	13:48.488								



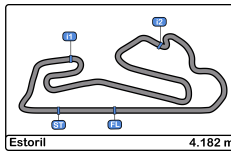


Circuito de Estoril  
International GT Open  
Race - 1  
Lap Analysis



Lap	D	Time	Sector 1	Sector 2	Sector 3	T. Spd	Elapsed	Lap	D	Time	Sector 1	Sector 2	Sector 3	T. Spd	Elapsed
12	1	1:43.810	21.094	50.399	32.317	254.7	21:10.190	25	1	1:42.160	20.253	48.990	32.917	254.1	43:42.082
13	1	1:44.641	20.978	50.609	33.054	254.1	22:54.831	26	1	1:40.691	20.386	48.464	31.841	251.7	45:22.773
14	1	1:45.190	21.230	50.911	33.049	253.5	24:40.021	27	1	1:40.615	20.728	48.378	31.509	254.1	47:03.388
15	1	1:44.892	21.074	51.107	32.711	253.5	26:24.913	28	1	1:40.293	20.177	48.490	31.626	253.5	48:43.681
16	1	1:44.813	21.064	50.834	32.915	252.9	28:09.726	29	1	1:40.679	20.237	48.700	31.742	254.1	50:24.360
17	1	1:51.241 P	21.085	50.662	39.494	254.1	30:00.967	30	1	1:40.701	20.577	48.767	31.357	255.3	52:05.061
18	2	3:18.863	1:56.982	49.865	32.016		33:19.830	31	1	1:40.246	20.189	48.499	31.558	253.5	53:45.307
19	2	1:41.891	20.591	49.508	31.792	255.3	35:01.721	32	1	1:40.636	20.197	48.692	31.747	253.5	55:25.943
20	2	1:43.580	20.519	50.211	32.850	255.9	36:45.301	33	1	1:40.643	20.584	48.520	31.539	255.9	57:06.586
21	2	1:42.712	21.102	49.639	31.971	252.3	38:28.013	34	1	1:40.087	20.161	48.430	31.496	254.1	58:46.673
22	2	1:41.492	20.500	49.152	31.840	255.3	40:09.505	35	1	1:40.443	20.181	48.502	31.760	254.1	1:00:27.116
23	2	1:41.409	20.396	49.094	31.919	257.1	41:50.914	36	1	1:39.846	20.066	48.366	31.414	253.5	1:02:06.962
24	2	1:41.413	20.517	49.119	31.777	254.1	43:32.327	37	1	1:40.325	20.200	48.505	31.620	254.1	1:03:47.287
25	2	1:41.059	20.259	49.056	31.744	254.7	45:13.386	38	1	1:41.937	20.269	49.593	32.075	254.7	1:05:29.224
26	2	1:41.884	20.471	49.205	32.208	255.3	46:55.270	39	1	1:41.176	20.523	48.849	31.804	254.7	1:07:10.400
27	2	1:41.881	20.576	49.433	31.872	255.3	48:37.151	40	1	1:41.069	20.376	48.858	31.835	252.3	1:08:51.469
28	2	1:41.954	20.600	49.446	31.908	255.3	50:19.105	41	1	1:41.255	20.247	48.698	32.310	252.9	1:10:32.724
29	2	1:41.727	20.523	49.309	31.895	255.3	52:00.832	<b>12</b> 1 Fernando Rees PRO Lamborghini Huracan GT3 2 Damiano Fioravanti Ombra Racing							
30	2	1:42.401	20.699	49.645	32.057	254.7	53:43.233								
31	2	1:42.400	20.646	49.669	32.085	256.5	55:25.633	<b>Lap D</b>	<b>Time</b>	<b>Sector 1</b>	<b>Sector 2</b>	<b>Sector 3</b>	<b>T. Spd</b>	<b>Elapsed</b>	
32	2	1:43.543	21.285	49.812	32.446	255.9	57:09.176	1	1	1:56.643	27.276	56.498	32.869	206.5	1:56.643
33	2	1:42.335	20.667	49.519	32.149	256.5	58:51.511	2	1	1:44.029	21.268	50.491	32.270	258.3	3:40.672
34	2	1:41.807	20.545	49.277	31.985	255.3	1:00:33.318	3	1	1:42.099	20.730	49.283	32.086	257.1	5:22.771
35	2	1:41.810	20.514	49.379	31.917	255.9	1:02:15.128	4	1	1:41.695	20.496	49.189	32.010	258.9	7:04.466
36	2	1:41.523	20.334	49.388	31.801	255.3	1:03:56.651	5	1	1:41.587	20.414	49.216	31.957	260.2	8:46.053
37	2	1:41.599	20.470	49.214	31.915	255.9	1:05:38.250	6	1	1:42.364	20.661	49.702	32.001	260.8	10:28.417
38	2	1:41.794	20.573	49.361	31.860	255.9	1:07:20.044	7	1	1:42.996	21.165	49.647	32.184	246.5	12:11.413
39	2	1:41.605	20.403	49.341	31.861	257.1	1:09:01.649	8	1	1:43.467	20.991	50.161	32.315	260.8	13:54.880
40	2	1:41.901	20.472	49.203	32.226	257.1	1:10:43.550	9	1	1:41.622	20.493	49.018	32.111	258.9	15:36.502
<b>11</b>	1	Daniele Di Amato				PRO	Ferrari 488 GT3	10	1	1:42.501	20.881	49.493	32.127	260.2	17:19.003
	2	Andrea Montermini					RS Racing	11	1	1:42.585	20.608	49.590	32.387	260.8	19:01.588
<b>Lap D</b>	<b>Time</b>	<b>Sector 1</b>	<b>Sector 2</b>	<b>Sector 3</b>	<b>T. Spd</b>	<b>Elapsed</b>	<b>Lap D</b>	<b>Time</b>	<b>Sector 1</b>	<b>Sector 2</b>	<b>Sector 3</b>	<b>T. Spd</b>	<b>Elapsed</b>		
1	2	1:50.317	26.350	51.623	32.344	210.9	1:50.317	12	1	1:42.995	20.505	50.351	32.139	257.7	20:44.583
2	2	1:41.596	20.459	49.103	32.034	252.9	3:31.913	13	1	1:41.308	20.441	48.988	31.879	259.6	22:25.891
3	2	1:40.688	20.215	48.825	31.648	252.9	5:12.601	14	1	1:41.929	20.453	49.393	32.083	259.6	24:07.820
4	2	1:40.544	20.287	48.704	31.553	252.9	6:53.145	15	1	1:41.275	20.314	49.179	31.782	258.3	25:49.095
5	2	1:40.587	20.318	48.614	31.655	254.1	8:33.732	16	1	1:42.215	20.650	49.448	32.117	260.2	27:31.310
6	2	1:40.514	20.394	48.539	31.581	252.9	10:14.246	17	1	1:41.564	20.404	49.042	32.118	260.2	29:12.874
7	2	1:41.044	20.515	48.853	31.676	254.1	11:55.290	18	1	1:41.880	20.632	49.165	32.083	258.9	30:54.754
8	2	1:41.590	20.355	49.275	31.960	254.1	13:36.880	19	1	1:42.211	20.421	49.390	32.400	258.9	32:36.965
9	2	1:43.005	20.557	49.932	32.516	256.5	15:19.885	20	1	1:42.063	20.469	49.515	32.079	258.9	34:19.028
10	2	1:40.994	20.240	48.825	31.929	252.9	17:00.879	21	1	1:48.571 P	20.585	49.428	38.558	258.9	36:07.599
11	2	1:40.352	20.157	48.710	31.485	253.5	18:41.231	22	2	2:50.213	1:30.338	48.315	31.560		38:57.812
12	2	1:40.717	20.272	48.790	31.655	254.1	20:21.948	23	2	1:40.614	20.620	48.549	31.445	257.1	40:38.426
13	2	1:41.143	20.415	48.847	31.881	254.7	22:03.091	24	2	1:39.886	20.104	48.097	31.685	258.3	42:18.312
14	2	1:41.229	20.383	49.152	31.694	254.1	23:44.320	25	2	1:39.771	20.250	48.074	31.447	258.3	43:58.083
15	2	1:41.518	20.545	49.013	31.960	253.5	25:25.838	26	2	1:40.196	20.191	48.484	31.521	258.9	45:38.279
16	2	1:40.718	20.251	48.827	31.640	253.5	27:06.556	27	2	1:42.322	20.830	48.696	32.796	260.2	47:20.601
17	2	1:40.886	20.115	49.128	31.643	252.9	28:47.442	28	2	1:41.121	20.450	49.069	31.602	258.9	49:01.722
18	2	1:40.676	20.285	48.711	31.680	253.5	30:28.118	29	2	1:41.127	20.466	48.544	32.117	259.6	50:42.849
19	2	1:40.941	20.204	49.011	31.726	252.9	32:09.059	30	2	1:40.968	20.369	48.665	31.934	258.9	52:23.817
20	2	1:40.974	20.324	49.064	31.586	253.5	33:50.033	31	2	1:41.591	20.450	49.104	32.037	260.8	54:05.408
21	2	1:41.249	20.310	49.053	31.886	254.7	35:31.282	32	2	1:41.444	20.803	48.879	31.762	260.2	55:46.852
22	2	1:47.248 P	20.412	49.161	37.675	254.7	37:18.530	33	2	1:42.110	20.262	49.274	32.574	262.7	57:28.962
23	1	3:00.875	1:40.021	48.952	31.902		40:19.405	34	2	1:44.000	20.767	49.717	33.516	260.2	59:12.962
24	1	1:40.517	20.361	48.552	31.604	252.9	41:59.922	35	2	1:41.547	20.849	48.956	31.742	259.6	1:00:54.509
								36	2	1:40.505	20.368	48.634	31.503	260.8	1:02:35.014





**Circuito de Estoril**  
**International GT Open**  
**Race - 1**  
**Lap Analysis**



37	2	1:40.566	20.253	48.559	31.754	259.6	1:04:15.580	38	1	1:45.665	20.686	51.065	33.914	249.4	1:07:14.446			
38	2	1:42.214	20.692	49.365	32.157	259.6	1:05:57.794	39	1	1:43.773	21.040	50.098	32.635	248.2	1:08:58.219			
39	2	1:41.759	20.466	49.485	31.808	259.6	1:07:39.553	40	1	1:45.044	20.732	50.366	33.946	254.7	1:10:43.263			
40	2	1:43.236	20.729	50.250	32.257	259.6	1:09:22.789	<b>20</b>							1	Valentin Pierburg	PROAM	Mercedes AMG GT3
41	2	1:42.634	20.683	49.566	32.385	258.9	1:11:05.423								2	Tom Onslow-Cole	SPS Automotive Performance	

**16**

1	Marcelo Hahn	PROAM	Mercedes AMG GT3
2	Allam Khodair	Drivex School	

Lap	D	Time	Sector 1	Sector 2	Sector 3	T. Spd	Elapsed
1	1	2:04.550	27.282	1:04.339	32.929	199.6	2:04.550
2	1	1:43.870	21.174	50.348	32.348	254.1	3:48.420
3	1	1:44.150	21.294	50.245	32.611	252.3	5:32.570
4	1	1:44.042	21.385	50.028	32.629	255.3	7:16.612
5	1	1:43.579	20.767	50.268	32.544	257.7	9:00.191
6	1	1:44.598	21.005	50.274	33.319	254.1	10:44.789
7	1	1:52.077 P	21.142	50.127	40.808	255.3	12:36.866

**19**

1	Jiatong Liang	PROAM	Lamborghini Huracan GT3
2	Raffaele Giammaria	Imperiale Racing	

Lap	D	Time	Sector 1	Sector 2	Sector 3	T. Spd	Elapsed
1	2	1:52.484	26.664	53.201	32.619	208.4	1:52.484
2	2	1:42.476	20.473	49.657	32.346	255.3	3:34.960
3	2	1:42.655	20.541	49.911	32.203	253.5	5:17.615
4	2	1:41.480	20.483	48.723	32.274	254.1	6:59.095
5	2	1:41.013	20.216	48.741	32.056	254.7	8:40.108
6	2	1:41.409	20.371	48.743	32.295	252.9	10:21.517
7	2	1:41.991	20.455	49.205	32.331	251.1	12:03.508
8	2	1:41.646	20.410	48.922	32.314	250.5	13:45.154
9	2	1:42.469	20.406	49.529	32.534	251.1	15:27.623
10	2	1:42.185	20.865	49.095	32.225	250.5	17:09.808
11	2	1:41.632	20.471	48.974	32.187	255.9	18:51.440
12	2	1:42.027	20.493	49.327	32.207	255.3	20:33.467
13	2	1:41.719	20.578	49.039	32.102	254.1	22:15.186
14	2	1:42.440	20.396	49.066	32.978	257.1	23:57.626
15	2	1:41.665	20.518	49.195	31.952	251.7	25:39.291
16	2	1:41.721	20.499	49.215	32.007	255.3	27:21.012
17	2	1:43.230	20.865	50.139	32.226	255.3	29:04.242
18	2	1:59.993 P	28.614	52.853	38.526	252.3	31:04.235
19	1	3:17.948	1:55.341	50.139	32.468		34:22.183
20	1	1:42.780	20.598	49.815	32.367	251.1	36:04.963
21	1	1:43.654	20.631	50.573	32.450	252.9	37:48.617
22	1	1:43.538	21.007	49.496	33.035	256.5	39:32.155
23	1	1:43.157	20.550	50.155	32.452	252.3	41:15.312
24	1	1:44.990	20.648	50.635	33.707	251.7	43:00.302
25	1	1:43.117	20.614	49.955	32.548	252.3	44:43.419
26	1	1:43.100	20.736	49.814	32.550	250.5	46:26.519
27	1	1:43.722	20.616	49.747	33.359	251.1	48:10.241
28	1	1:44.073	20.598	50.142	33.333	251.7	49:54.314
29	1	1:44.810	21.361	50.596	32.853	253.5	51:39.124
30	1	1:44.462	20.631	51.181	32.650	251.1	53:23.586
31	1	1:43.696	20.741	50.129	32.826	252.9	55:07.282

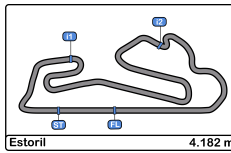
**24**

1	Mario Cordoni	AM	Mercedes AMG GT3
2	Marco Zanuttini	Krypton Motorsport	

Lap	D	Time	Sector 1	Sector 2	Sector 3	T. Spd	Elapsed
1	2	1:59.942	29.124	57.266	33.552	197.8	1:59.942
2	2	1:45.424	21.322	50.849	33.253	253.5	3:45.366
3	2	1:43.913	21.016	50.208	32.689	253.5	5:29.279
4	2	1:44.827	21.167	50.998	32.662	254.7	7:14.106
5	2	1:45.306	21.080	50.012	34.214	254.7	8:59.412





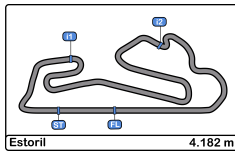


**Circuito de Estoril**  
**International GT Open**  
**Race - 1**  
**Lap Analysis**



Lap	D	Time	Sector 1	Sector 2	Sector 3	T. Spd	Elapsed	Driver	Team
6	2	1:44.198	21.119	50.385	32.694	252.9	10:43.610	15 1	1:41.975 20.459 49.447 32.069 252.3 25:38.577
7	2	1:44.707	21.566	50.166	32.975	252.3	12:28.317	16 1	1:42.213 20.589 49.427 32.197 253.5 27:20.790
8	2	1:44.549	21.608	50.488	32.453	252.9	14:12.866	17 1	1:43.462 20.745 50.147 32.570 252.9 29:04.252
9	2	1:44.158	20.974	50.150	33.034	254.1	15:57.024	18 1	1:45.189 22.841 49.805 32.543 251.1 30:49.441
10	2	1:44.621	21.559	50.666	32.396	251.7	17:41.645	19 1	1:43.156 20.706 50.076 32.374 252.3 32:32.597
11	2	1:43.155	20.984	49.712	32.459	252.3	19:24.800	20 1	1:43.301 20.587 50.003 32.711 252.3 34:15.898
12	2	1:42.814	20.843	49.738	32.233	251.1	21:07.614	21 1	1:48.810 P 20.834 49.958 38.018 252.9 36:04.708
13	2	1:43.134	20.855	49.661	32.618	252.9	22:50.748	22 2	2:51.935 1:30.059 49.729 32.147 38:56.643
14	2	1:43.583	20.825	49.947	32.811	252.3	24:34.331	23 2	1:43.028 20.799 50.278 31.951 252.9 40:39.671
15	2	1:44.052	21.158	50.177	32.717	253.5	26:18.383	24 2	1:41.203 20.507 48.627 32.069 254.1 42:20.874
16	2	1:44.695	21.022	50.474	33.199	253.5	28:03.078	25 2	1:40.922 20.491 48.544 31.887 252.9 44:01.796
17	2	1:45.478	21.594	50.831	33.053	254.7	29:48.556	26 2	1:41.713 20.561 49.163 31.989 253.5 45:43.509
18	2	1:44.847	21.263	49.899	33.685	252.3	31:33.403	27 2	1:41.808 20.416 49.302 32.090 252.9 47:25.317
19	2	1:43.644	20.892	50.228	32.524	251.7	33:17.047	28 2	1:42.483 20.600 49.289 32.594 253.5 49:07.800
20	2	1:43.478	20.861	50.159	32.458	252.3	35:00.525	29 2	1:41.939 20.847 49.153 31.939 252.9 50:49.739
21	2	1:51.555 P	20.955	50.629	39.971	252.9	36:52.080	30 2	1:41.947 20.516 49.073 32.358 253.5 52:31.686
22	1	3:11.426	1:45.879	52.207	33.340		40:03.506	31 2	1:41.551 20.403 48.947 32.201 254.1 54:13.237
23	1	1:51.649	21.675	56.118	33.856	251.1	41:55.155	32 2	1:41.916 20.560 49.232 32.124 254.1 55:55.153
24	1	1:46.989	21.594	51.617	33.778	250.5	43:42.144	33 2	1:41.762 20.458 49.121 32.183 255.3 57:36.915
25	1	1:51.231	22.436	53.958	34.837	248.2	45:33.375	34 2	1:42.206 20.552 49.581 32.073 255.3 59:19.121
26	1	1:48.737	21.407	52.248	35.082	248.8	47:22.112	35 2	1:42.574 20.615 49.552 32.407 254.7 1:01:01.695
27	1	1:45.559	21.177	51.094	33.288	252.3	49:07.671	36 2	1:41.988 20.597 49.218 32.173 253.5 1:02:43.683
28	1	1:45.733	21.803	50.638	33.292	253.5	50:53.404	37 2	1:42.874 20.570 49.891 32.413 253.5 1:04:26.557
29	1	1:45.523	22.095	50.451	32.977	250.5	52:38.927	38 2	1:42.707 20.566 49.582 32.559 254.7 1:06:09.264
30	1	1:44.498	21.077	50.436	32.985	251.7	54:23.425	39 2	1:42.478 20.641 49.456 32.381 254.7 1:07:51.742
31	1	1:44.672	21.080	50.780	32.812	252.3	56:08.097	40 2	1:43.376 21.084 49.854 32.438 251.1 1:09:35.118
32	1	1:45.911	21.182	51.274	33.455	252.3	57:54.008	41 2	1:42.484 20.646 49.380 32.458 254.1 1:11:17.602
33	1	1:44.427	20.996	50.519	32.912	252.9	59:38.435		
34	1	1:45.332	21.055	50.441	33.836	252.3	1:01:23.767	<b>28</b>	1 Toby Sowery PROAM Lamborghini Huracan GT3
35	1	1:46.865	21.158	52.073	33.634	251.1	1:03:10.632	2 Giuseppe Cipriani Daiko Lazarus Racing	
36	1	1:45.007	21.189	50.945	32.873	250.0	1:04:55.639	<b>Lap D</b>	<b>Time</b>
37	1	1:45.416	21.268	51.358	32.790	251.7	1:06:41.055	1 2	1:55.269 27.802 54.021 33.446 217.3 1:55.269
38	1	1:44.604	21.159	50.880	32.565	252.3	1:08:25.659	2 2	1:45.411 21.242 51.325 32.844 254.7 3:40.680
39	1	1:46.267	21.107	51.984	33.176	252.9	1:10:11.926	3 2	1:46.131 21.584 51.675 32.872 252.9 5:26.811
<b>25</b>	1	Riccardo Agostini	PRO	Lamborghini Huracan GT3	4 2	1:44.035 21.330 49.895 32.810 252.9 7:10.846			
	2	Rik Breukers	Imperiale Racing	5 2	1:44.730 21.012 50.190 33.528 253.5 8:55.576				
<b>Lap D</b>	<b>Time</b>	<b>Sector 1</b>	<b>Sector 2</b>	<b>Sector 3</b>	<b>T. Spd</b>	<b>Elapsed</b>			
1 2		25.606			214.2				
6 2						2:30.018 P 34.888 59.283 55.847 251.1 11:25.594			
7 2						2:39.078 1:11.967 53.204 33.907 14:04.672			
8 2						1:45.667 21.520 51.116 33.031 249.4 15:50.339			
9 2						1:44.429 21.323 50.194 32.912 251.7 17:34.768			
10 2						1:45.493 20.981 51.337 33.175 253.5 19:20.261			
11 2						1:44.325 21.320 50.270 32.735 251.7 21:04.586			
12 2						1:44.169 21.217 50.426 32.526 252.3 22:48.755			
13 2						1:44.303 20.849 50.557 32.897 252.9 24:33.058			
14 2						1:44.211 20.855 50.433 32.923 252.9 26:17.269			
15 2						1:45.018 21.025 50.545 33.448 252.9 28:02.287			
16 2						1:45.118 21.572 50.554 32.992 252.9 29:47.405			
17 2						1:53.412 P 21.022 50.994 41.396 250.5 31:40.817			
18 1						3:14.853 P 1:32.431 58.905 43.517 34:55.670			
19 1						7:17.744 5:56.703 49.450 31.591 42:13.414			
20 1						1:40.810 20.426 48.757 31.627 256.5 43:54.224			
21 1						1:40.693 21.291 48.463 30.939 255.9 45:34.917			
22 1						1:40.321 20.288 48.723 31.310 255.9 47:15.238			
23 1						1:39.495 20.200 48.001 31.294 255.9 48:54.733			
24 1						1:40.422 20.594 48.387 31.441 255.9 50:35.155			
25 1						1:42.732 20.529 49.918 32.285 256.5 52:17.887			
26 1						1:41.366 20.508 48.732 32.126 255.9 53:59.253			



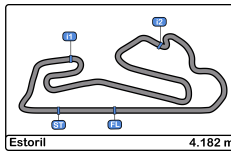


**Circuito de Estoril**  
**International GT Open**  
**Race - 1**  
**Lap Analysis**



							<b>51</b>								
27	1	1:49.276	20.314	48.844	40.118	255.9	55:48.529	1	Alessandro Pier Guidi	PRO	Ferrari 488 GT3				
28	1	1:41.100	20.406	48.880	31.814	257.7	57:29.629	2	Mikkel Mac		Luzich Racing				
29	1	1:43.029	20.665	49.751	32.613	258.9	59:12.658								
30	1	1:41.453	20.660	48.957	31.836	254.7	1:00:54.111	Lap D	Time	Sector 1	Sector 2	Sector 3	T. Spd	Elapsed	
31	1	1:41.955	20.332	49.635	31.988	256.5	1:02:36.066	1	2	1:44.633	23.979	49.089	31.565	214.7	1:44.633
32	1	1:41.203	20.580	48.754	31.869	257.1	1:04:17.269	2	2	1:40.252	20.178	48.625	31.449	253.5	3:24.885
33	1	1:41.522	20.628	48.884	32.010	257.1	1:05:58.791	3	2	1:40.175	20.100	48.575	31.500	253.5	5:05.060
34	1	1:41.592	20.527	49.094	31.971	257.1	1:07:40.383	4	2	1:40.188	20.260	48.404	31.524	253.5	6:45.248
35	1	1:43.048	20.648	50.046	32.354	257.7	1:09:23.431	5	2	1:39.692	20.083	48.401	31.208	254.7	8:24.940
36	1	1:43.095	20.949	49.655	32.491	257.7	1:11:06.526	6	2	1:40.101	20.161	48.385	31.555	254.1	10:05.041
<b>47</b>							7	2	1:40.677	20.821	48.430	31.426	253.5	11:45.718	
1 Fran Rueda PRO BMW M6 GT3							8	2	1:40.929	20.499	48.737	31.693	253.5	13:26.647	
2 Andrés Saravia RACE / BMW Team Teo Martin							9	2	1:41.125	20.305	48.711	32.109	254.1	15:07.772	
Lap D	Time	Sector 1	Sector 2	Sector 3	T. Spd	Elapsed	10	2	1:40.760	20.208	48.740	31.812	253.5	16:48.532	
1	1	1:47.695	25.390	50.493	31.812	220.8	1:47.695	11	2	1:40.915	20.351	48.905	31.659	254.7	18:29.447
2	1	1:40.948	20.636	48.746	31.566	254.7	3:28.643	12	2	1:40.961	20.353	49.028	31.580	254.7	20:10.408
3	1	1:41.140	20.477	49.055	31.608	257.1	5:09.783	13	2	1:40.943	20.253	48.948	31.742	254.1	21:51.351
4	1	1:41.126	20.571	48.931	31.624	257.7	6:50.909	14	2	1:40.651	20.121	48.893	31.637	254.1	23:32.002
5	1	1:40.694	20.347	48.625	31.722	255.9	8:31.603	15	2	1:40.733	20.200	48.782	31.751	253.5	25:12.735
6	1	1:40.997	20.377	48.838	31.782	254.7	10:12.600	16	2	1:40.948	20.199	49.027	31.722	254.7	26:53.683
7	1	1:41.100	20.618	48.815	31.667	254.1	11:53.700	17	2	1:41.067	20.187	49.176	31.704	255.3	28:34.750
8	1	1:41.340	20.581	48.951	31.808	255.3	13:35.040	18	2	1:41.208	20.197	49.068	31.943	254.1	30:15.958
9	1	1:41.319	20.559	49.100	31.660	254.1	15:16.359	19	2	1:41.415	20.253	49.271	31.891	254.1	31:57.373
10	1	1:41.410	20.525	49.076	31.809	254.7	16:57.769	20	2	1:41.100	20.308	49.061	31.731	254.7	33:38.473
11	1	1:41.553	20.529	49.189	31.835	255.3	18:39.322	21	2	1:46.815 P	20.379	48.927	37.509	255.3	35:25.288
12	1	1:41.609	20.485	49.236	31.888	255.3	20:20.931	22	1	2:49.483	1:30.029	48.330	31.124		38:14.771
13	1	1:41.476	20.522	49.128	31.826	254.7	22:02.407	23	1	<b>1:38.863</b>	<b>19.991</b>	<b>47.827</b>	<b>31.045</b>	254.7	39:53.634
14	1	1:42.633	20.456	50.218	31.959	254.7	23:45.040	24	1	1:39.456	20.206	48.113	31.137	254.7	41:33.090
15	1	1:41.954	20.694	49.351	31.909	257.1	25:26.994	25	1	1:39.811	20.217	48.268	31.326	254.7	43:12.901
16	1	1:41.731	20.651	49.340	31.740	256.5	27:08.725	26	1	1:39.847	20.238	48.219	31.390	253.5	44:52.748
17	1	1:47.177 P	20.556	49.389	37.232	256.5	28:55.902	27	1	1:39.774	20.129	48.322	31.323	254.1	46:32.522
18	2	2:48.743	1:28.381	49.102	31.260		31:44.645	28	1	1:39.820	20.049	48.342	31.429	254.1	48:12.342
19	2	<b>1:40.007</b>	20.359	48.537	<b>31.111</b>	253.5	33:24.652	29	1	1:41.764	20.177	48.680	32.907	254.7	49:54.106
20	2	1:40.136	<b>20.209</b>	<b>48.478</b>	31.449	254.7	35:04.788	30	1	1:40.027	20.165	48.437	31.425	254.1	51:34.133
21	2	1:40.560	20.224	48.717	31.619	254.7	36:45.348	31	1	1:40.174	20.247	48.565	31.362	254.7	53:14.307
22	2	1:40.627	20.520	48.580	31.527	254.1	38:25.975	32	1	1:40.346	20.159	48.613	31.574	255.9	54:54.653
23	2	1:40.812	20.405	49.060	31.347	255.3	40:06.787	33	1	1:40.345	20.239	48.650	31.456	255.9	56:34.998
24	2	1:40.608	20.434	48.877	31.297	256.5	41:47.395	34	1	1:40.981	20.647	48.853	31.481	255.9	58:15.979
25	2	1:40.371	20.432	48.662	31.277	254.1	43:27.766	35	1	1:40.617	20.379	48.803	31.435	255.9	59:56.596
26	2	1:40.835	20.391	48.867	31.577	254.7	45:08.601	36	1	1:40.189	20.126	48.624	31.439	254.7	1:01:36.785
27	2	1:41.146	20.439	49.060	31.647	252.9	46:49.747	37	1	1:40.344	20.140	48.691	31.513	255.9	1:03:17.129
28	2	1:41.564	20.602	49.266	31.696	254.7	48:31.311	38	1	1:40.581	20.133	48.949	31.499	255.9	1:04:57.710
29	2	1:41.699	20.768	49.285	31.646	254.7	50:13.010	39	1	1:41.431	20.316	49.343	31.772	258.3	1:06:39.141
30	2	1:41.538	20.516	49.319	31.703	254.7	51:54.548	40	1	1:40.913	20.297	49.058	31.558	255.9	1:08:20.054
31	2	1:41.740	20.635	49.316	31.789	254.7	53:36.288	41	1	1:41.678	20.708	49.060	31.910	256.5	1:10:01.732
32	2	1:41.789	20.558	49.467	31.764	255.3	55:18.077	<b>62</b>							
33	2	1:41.844	20.582	49.490	31.772	255.3	56:59.921	1	Jamie Campbell-Walter	PRO	Mercedes AMG GT3				
34	2	1:41.363	20.477	49.273	31.613	255.9	58:41.284	2	Ferdinand Habsburg		Drivex School				
35	2	1:41.648	20.375	49.282	31.991	255.9	1:00:22.932	Lap D	Time	Sector 1	Sector 2	Sector 3	T. Spd	Elapsed	
36	2	1:41.868	20.674	49.448	31.746	254.7	1:02:04.800	1	1	1:51.770	25.428	53.842	32.500	219.0	1:51.770
37	2	1:41.855	20.618	49.477	31.760	255.3	1:03:46.655	2	1	1:42.748	20.712	49.869	32.167	254.1	3:34.518
38	2	1:43.220	20.533	50.340	32.347	255.9	1:05:29.875	3	1	1:43.071	20.717	49.938	32.416	255.3	5:17.589
39	2	1:44.455	20.677	50.551	33.227	255.9	1:07:14.330	4	1	1:43.195	21.121	49.821	32.253	251.7	7:00.784
40	2	1:42.485	20.778	49.819	31.888	253.5	1:08:56.815	5	1	1:43.346	20.708	49.981	32.657	255.3	8:44.130
41	2	1:42.380	20.616	49.734	32.030	255.9	1:10:39.195	6	1	1:42.978	20.761	50.119	32.098	255.3	10:27.108
							7	1	1:43.109	20.844	49.893	32.372	254.1	12:10.217	
							8	1	1:44.706	20.691	51.332	32.683	254.7	13:54.923	



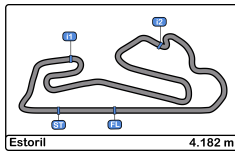


**Circuito de Estoril**  
**International GT Open**  
**Race - 1**  
**Lap Analysis**



Lap	D	Time	Sector 1	Sector 2	Sector 3	T. Spd	Elapsed
9	1	1:43.776	21.165	50.204	32.407	253.5	15:38.699
10	1	1:43.426	20.835	50.334	32.257	254.1	17:22.125
11	1	1:43.510	20.795	50.377	32.338	254.1	19:05.635
12	1	1:43.370	20.626	50.396	32.348	253.5	20:49.005
13	1	1:42.816	20.527	49.797	32.492	255.3	22:31.821
14	1	1:43.239	20.560	50.281	32.398	254.1	24:15.060
15	1	1:42.963	20.595	49.937	32.431	253.5	25:58.023
16	1	1:42.982	20.490	50.241	32.251	254.1	27:41.005
17	1	1:43.666	21.041	50.382	32.243	254.1	29:24.671
18	1	1:43.294	20.845	50.170	32.279	253.5	31:07.965
19	1	1:49.966 P	20.779	50.425	38.762	254.1	32:57.931
20	2	2:58.378	1:36.880	49.720	31.778		35:56.309
21	2	1:41.390	20.498	49.636	31.256	253.5	37:37.699
22	2	1:42.233	21.128	49.083	32.022	255.3	39:19.932
23	2	1:41.450	20.825	49.242	31.383	255.3	41:01.382
24	2	1:40.424	20.511	48.476	31.437	255.3	42:41.806
25	2	1:40.561	20.355	48.626	31.580	254.1	44:22.367
26	2	1:40.294	20.341	48.681	31.272	254.7	46:02.661
27	2	1:40.677	20.360	48.742	31.575	255.3	47:43.338
28	2	1:41.030	20.551	49.002	31.477	255.3	49:24.368
29	2	1:40.845	20.245	48.934	31.666	255.9	51:05.213
30	2	1:42.295	20.512	49.735	32.048	256.5	52:47.508
31	2	1:41.939	21.206	49.125	31.608	255.9	54:29.447
32	2	1:40.986	20.439	48.810	31.737	255.9	56:10.433
33	2	1:41.983	20.495	49.316	32.172	255.9	57:52.416
34	2	1:41.237	20.479	48.941	31.817	256.5	59:33.653
35	2	1:41.169	20.459	49.022	31.688	255.3	1:01:14.822
36	2	1:41.660	20.734	49.080	31.846	256.5	1:02:56.482
37	2	1:42.222	20.438	49.628	32.156	255.9	1:04:38.704
38	2	1:41.858	20.669	49.196	31.993	255.9	1:06:20.562
39	2	1:41.397	20.439	49.274	31.684	255.9	1:08:01.959
40	2	1:41.819	20.612	49.350	31.857	257.1	1:09:43.778
41	2	1:41.696	20.554	49.292	31.850	256.5	1:11:25.474
<b>66</b>							
1 Giulio Borlenghi AM Lamborghini Huracan GT3							
2 Andrzej Lewandowski Vincenzo Sospiri Racing							
Lap	D	Time	Sector 1	Sector 2	Sector 3	T. Spd	Elapsed
9	2	1:43.496	21.295	49.821	32.380	252.9	15:45.502
10	2	1:42.831	21.101	49.469	32.261	253.5	17:28.333
11	2	1:42.907	21.102	49.715	32.090	254.7	19:11.240
12	2	1:42.804	20.733	49.576	32.495	253.5	20:54.044
13	2	1:43.252	21.161	49.936	32.155	252.9	22:37.296
14	2	1:43.431	20.748	50.016	32.667	254.1	24:20.727
15	2	1:43.780	20.996	50.085	32.699	252.3	26:04.507
16	2	1:45.147	21.292	50.099	33.756	252.9	27:49.654
17	2	1:43.039	20.822	49.584	32.633	252.9	29:32.693
18	2	1:43.274	20.890	49.847	32.537	252.9	31:15.967
19	2	1:43.301	20.826	49.973	32.502	253.5	32:59.268
20	2	1:43.574	20.907	50.304	32.363	254.1	34:42.842
21	2	1:51.895 P	20.977	50.301	40.617	253.5	36:34.737
22	1	3:38.626	2:15.469	50.388	32.769		40:13.363
23	1	1:43.072	20.860	49.612	32.600	252.9	41:56.435
24	1	1:43.156	20.857	49.880	32.419	254.7	43:39.591
25	1	1:43.065	20.813	49.678	32.574	253.5	45:22.656
26	1	1:43.184	21.343	49.576	32.265	257.7	47:05.840
27	1	1:43.333	20.961	49.774	32.598	254.7	48:49.173
28	1	1:43.658	20.900	49.858	32.900	253.5	50:32.831
29	1	1:43.468	21.067	49.860	32.541	253.5	52:16.299
30	1	1:44.356	20.985	49.696	33.675	254.1	54:00.655
31	1	1:43.040	20.851	49.794	32.395	255.3	55:43.695
32	1	1:43.275	20.602	50.135	32.538	254.7	57:26.970
<b>63</b>							
1 Giovanni Venturini PRO Lamborghini Huracan GT3							
2 Jeroen Mul Imperiale Racing							
Lap	D	Time	Sector 1	Sector 2	Sector 3	T. Spd	Elapsed
1	1	1:45.537	24.344	49.391	31.802	216.4	1:45.537
2	1	1:40.667	20.337	48.639	31.691	258.3	3:26.204
3	1	1:40.267	20.143	48.536	31.588	256.5	5:06.471
4	1	1:40.499	20.190	48.683	31.626	257.1	6:46.970
5	1	1:40.373	20.146	48.615	31.612	256.5	8:27.343
6	1	1:40.416	20.071	48.708	31.637	256.5	10:07.759
7	1	1:41.165	20.442	49.011	31.712	254.7	11:48.924
8	1	1:40.866	20.249	48.771	31.846	255.9	13:29.790
9	1	1:40.834	20.209	48.780	31.845	255.9	15:10.624
10	1	1:41.238	20.295	49.015	31.928	254.7	16:51.862
11	1	1:40.900	20.305	48.855	31.740	257.1	18:32.762
12	1	1:41.292	20.257	49.093	31.942	257.1	20:14.054
13	1	1:40.933	20.215	48.916	31.802	255.9	21:54.987
14	1	1:41.001	20.278	48.963	31.760	255.9	23:35.988
15	1	1:41.294	20.205	49.098	31.991	255.3	25:17.282
16	1	1:41.457	20.286	49.228	31.943	255.9	26:58.739
17	1	1:41.620	20.391	49.212	32.017	256.5	28:40.359
18	1	1:41.618	20.346	49.243	32.029	256.5	30:21.977
19	1	1:41.702	20.296	49.345	32.061	255.9	32:03.679
20	1	1:47.889 P	20.515	49.349	38.025	254.7	33:51.568





**Circuito de Estoril**  
**International GT Open**  
**Race - 1**  
**Lap Analysis**



33	1	1:45.580	21.003	51.280	33.297	254.7	59:12.550	<b>74</b>	1	Alexander Hrachowina	AM	Mercedes AMG GT3
34	1	1:44.176	21.704	49.659	32.813	257.7	1:00:56.726		2	Martin Konrad	HTP Motorsport / MS Racing	
35	1	1:43.453	20.856	49.777	32.820	254.7	1:02:40.179					
36	1	1:43.686	20.701	50.060	32.925	254.1	1:04:23.865					

<b>71</b>	1	Alexander West	PROAM	Ferrari 488 GT3
	2	Michele Rugolo	Luzich Racing	

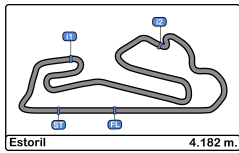
Lap	D	Time	Sector 1	Sector 2	Sector 3	T. Spd	Elapsed	Lap	D	Time	Sector 1	Sector 2	Sector 3	T. Spd	Elapsed
37	1	1:44.229	20.847	50.085	33.297	254.1	1:06:08.094	5	1	1:43.918	21.251	50.055	32.612	253.5	8:56.079
38	1	1:43.418	20.783	49.645	32.990	252.9	1:07:51.512	6	1	1:45.470	22.358	50.023	33.089	247.1	10:41.549
39	1	1:46.467	20.831	51.152	34.484	254.7	1:09:37.979	7	1	1:45.902	22.347	49.811	33.744	249.4	12:27.451
40	1	1:43.608	20.858	49.820	32.930	254.7	1:11:21.587	8	1	1:43.726	21.204	49.875	32.647	250.0	14:11.177
1	2	1:50.734	25.990	52.339	32.405	220.4	1:50.734	9	1	1:43.197	21.068	49.779	32.350	251.7	15:54.374
2	2	1:41.685	20.521	49.039	32.125	254.7	3:32.419	10	1	1:43.447	21.043	49.885	32.519	252.3	17:37.821
3	2	1:41.683	20.405	49.419	31.859	255.3	5:14.102	11	1	1:43.198	20.852	49.796	32.550	252.9	19:21.019
4	2	1:41.089	20.212	49.005	31.872	254.7	6:55.191	12	1	1:44.147	21.113	50.467	32.567	252.3	21:05.166
5	2	1:40.700	20.269	48.793	31.638	255.9	8:35.891	13	1	1:44.361	21.157	50.510	32.694	250.5	22:49.527
6	2	<b>1:40.462</b>	<b>20.188</b>	<b>48.685</b>	<b>31.589</b>	254.7	10:16.353	14	1	1:44.130	21.009	50.256	32.865	251.1	24:33.657
7	2	1:41.250	20.425	48.861	31.964	254.1	11:57.603	15	1	1:44.030	21.104	50.330	32.596	252.3	26:17.687
8	2	1:40.867	20.286	48.787	31.794	254.7	13:38.470	16	1	1:44.897	21.305	50.424	33.168	251.1	28:02.584
9	2	1:42.522	20.228	50.374	31.920	254.7	15:20.992	17	1	1:52.888 P	21.836	50.778	40.274	251.1	29:55.472
10	2	1:41.427	20.261	49.124	32.042	255.9	17:02.419	18	2	2:49.705	1:28.639	49.401	31.665		32:45.177
11	2	1:41.128	20.337	48.942	31.849	255.9	18:43.547	19	2	<b>1:40.515</b>	20.392	<b>48.518</b>	<b>31.605</b>	251.7	34:25.692
12	2	1:41.196	20.344	48.949	31.903	255.3	20:24.743	20	2	1:40.965	20.525	48.655	31.785	252.3	36:06.657
13	2	1:41.501	20.235	49.279	31.987	254.7	22:06.244	21	2	1:42.099	<b>20.377</b>	49.691	32.031	252.3	37:48.756
14	2	1:41.586	20.436	49.222	31.928	254.7	23:47.830	22	2	1:40.984	20.457	48.618	31.909	252.9	39:29.740
15	2	1:41.330	20.314	49.113	31.903	253.5	25:29.160	23	2	1:41.641	20.528	48.772	32.341	251.1	41:11.381
16	2	1:41.254	20.241	49.158	31.855	254.7	27:10.414	24	2	1:41.521	20.660	48.869	31.992	251.1	42:52.902
17	2	1:41.342	20.332	49.092	31.918	254.7	28:51.756	25	2	1:41.887	20.628	49.126	32.133	249.4	44:34.789
18	2	1:41.528	20.366	49.189	31.973	254.1	30:33.284	26	2	1:41.738	20.654	48.901	32.183	250.5	46:16.527
19	2	1:42.236	20.455	49.565	32.216	253.5	32:15.520	27	2	1:41.934	20.753	48.939	32.242	250.0	47:58.461
20	2	1:41.956	20.466	49.317	32.173	253.5	33:57.476	28	2	1:42.157	20.784	49.370	32.003	250.5	49:40.618
21	2	1:41.700	20.380	49.248	32.072	254.7	35:39.176	29	2	1:41.959	20.597	49.236	32.126	251.1	51:22.577
22	2	1:42.547	20.391	49.610	32.546	254.1	37:21.723	30	2	1:41.601	20.640	48.938	32.023	250.5	53:04.178
23	2	1:47.816 P	20.493	49.511	37.812	254.1	39:09.539	31	2	1:41.885	20.612	49.161	32.112	251.1	54:46.063
24	1	2:48.644	1:27.315	49.208	32.121		41:58.183	32	2	1:41.963	20.676	49.207	32.080	251.1	56:28.026
25	1	1:43.975	20.804	49.769	33.402	252.9	43:42.158	33	2	1:41.995	20.529	49.251	32.215	252.3	58:10.021
26	1	1:43.743	21.683	49.632	32.428	246.5	45:25.901	34	2	1:41.696	20.527	48.990	32.179	252.3	59:51.717
27	1	1:42.714	20.699	49.452	32.563	253.5	47:08.615	35	2	1:41.757	20.665	49.062	32.030	251.1	1:01:33.474
28	1	1:42.489	20.519	49.505	32.465	253.5	48:51.104	36	2	1:41.843	20.657	49.070	32.116	251.1	1:03:15.317
29	1	1:43.030	20.713	49.812	32.505	254.1	50:34.134	37	2	1:42.115	20.596	49.172	32.347	251.1	1:04:57.432
30	1	1:44.254	20.914	50.087	33.253	254.1	52:18.388	38	2	1:43.901	21.556	50.003	32.342	239.4	1:06:41.333
31	1	1:43.242	20.988	49.631	32.623	252.3	54:01.630	39	2	1:44.612	21.355	50.993	32.264	255.3	1:08:25.945
32	1	1:43.123	20.894	49.441	32.788	254.1	55:44.753	40	2	1:47.173	21.283	51.737	34.153	250.5	1:10:13.118

<b>96</b>	1	Bradley Ellis	PROAM	Audi R8 LMS
	2	Oliver Wilkinson	Optimum Motorsport	

Lap	D	Time	Sector 1	Sector 2	Sector 3	T. Spd	Elapsed
33	1	1:43.674	20.874	49.995	32.805	254.1	57:28.427
34	1	1:57.709	21.133	1:03.649	32.927	255.9	59:26.136
35	1	1:44.287	21.131	50.331	32.825	253.5	1:01:10.423
36	1	1:43.917	20.796	50.201	32.920	252.9	1:02:54.340
37	1	1:45.092	21.056	50.474	33.562	252.9	1:04:39.432
38	1	1:44.395	20.997	50.227	33.171	252.9	1:06:23.827
39	1	1:44.617	20.979	50.538	33.100	253.5	1:08:08.444
40	1	1:46.049	21.352	50.858	33.839	252.9	1:09:54.493
41	1	1:45.782	21.207	50.770	33.805	252.3	1:11:40.275
1	2	2:07.600	26.987	1:08.552	32.061	209.7	2:07.600
2	2	1:42.273	20.566	49.576	32.131	253.5	3:49.873
3	2	1:42.928	20.827	49.903	32.198	254.7	5:32.801
4	2	1:42.299	20.778	49.604	31.917	257.1	7:15.100
5	2	1:42.814	20.730	49.669	32.415	257.7	8:57.914
6	2	1:43.842	21.452	50.261	32.129	256.5	10:41.756
7	2	1:44.602	22.390	49.944	32.268	252.3	12:26.358
8	2	1:42.859	20.849	49.984	32.026	253.5	14:09.217
9	2	1:42.868	20.567	49.793	32.508	254.1	15:52.085







**Circuito de Estoril**  
**International GT Open**  
**Race - 1**  
**Lap Analysis**



10	2	1:43.144	20.924	50.083	32.137	254.1	17:35.229	23	1	1:42.595	20.652	49.762	32.181	255.9	39:24.628
11	2	1:43.628	20.827	50.283	32.518	255.3	19:18.857	24	1	1:48.237 P	20.603	50.074	37.560	254.7	41:12.865
12	2	1:43.478	20.818	50.276	32.384	254.7	21:02.335	25	2	2:56.339	1:31.320	51.515	33.504		44:09.204
13	2	1:43.803	20.982	50.194	32.627	253.5	22:46.138	26	2	1:44.912	21.094	50.765	33.053	251.1	45:54.116
14	2	1:44.033	20.934	50.380	32.719	254.1	24:30.171	27	2	1:43.612	21.068	49.804	32.740	252.3	47:37.728
15	2	1:43.712	20.882	49.911	32.919	252.3	26:13.883	28	2	1:42.693	20.672	49.347	32.674	252.9	49:20.421
16	2	1:44.020	21.106	50.346	32.568	254.1	27:57.903	29	2	1:43.637	20.769	49.563	33.305	253.5	51:04.058
17	2	1:43.453	20.891	49.948	32.614	253.5	29:41.356	30	2	1:44.759	20.668	50.327	33.764	252.9	52:48.817
18	2	1:43.576	20.862	50.023	32.691	253.5	31:24.932	31	2	1:43.025	20.819	49.754	32.452	254.1	54:31.842
19	2	1:43.848	20.912	50.288	32.648	253.5	33:08.780	32	2	1:42.681	20.432	49.713	32.536	254.7	56:14.523
20	2	1:49.934 P	21.030	50.393	38.511	252.9	34:58.714	33	2	1:43.760	20.649	50.322	32.789	255.3	57:58.283
21	1	2:54.311	1:33.631	48.961	31.719		37:53.025	34	2	1:42.975	20.637	49.729	32.609	255.3	59:41.258
22	1	1:40.866	20.404	49.018	31.444	254.7	39:33.891	35	2	1:43.531	20.654	50.010	32.867	254.1	1:01:24.789
23	1	1:41.735	20.521	49.067	32.147	255.3	41:15.626	36	2	1:44.535	20.703	50.603	33.229	252.9	1:03:09.324
24	1	1:44.160	20.697	50.633	32.830	255.3	42:59.786	37	2	1:42.944	20.664	49.836	32.444	252.9	1:04:52.268
25	1	1:41.710	20.444	49.132	32.134	251.1	44:41.496	38	2	1:42.604	20.599	49.447	32.558	253.5	1:06:34.872
26	1	1:41.839	20.665	49.150	32.024	253.5	46:23.335	39	2	1:43.989	20.601	50.783	32.605	254.1	1:08:18.861
27	1	1:41.919	20.695	49.318	31.906	253.5	48:05.254	40	2	1:46.354	21.764	51.226	33.364	254.1	1:10:05.215
28	1	1:41.682	20.424	49.310	31.948	253.5	49:46.936								
29	1	1:41.717	20.512	49.219	31.986	253.5	51:28.653								
30	1	1:41.701	20.603	49.330	31.768	253.5	53:10.354								
31	1	1:41.966	20.585	49.411	31.970	254.1	54:52.320								
32	1	1:42.308	20.686	49.601	32.021	254.1	56:34.628								
33	1	1:43.059	20.815	50.207	32.037	252.9	58:17.687								
34	1	1:41.881	20.493	49.439	31.949	256.5	59:59.568								
35	1	1:41.596	20.317	49.359	31.920	254.1	1:01:41.164								
36	1	1:41.776	20.389	49.308	32.079	255.3	1:03:22.940								
37	1	1:42.212	20.671	49.570	31.971	254.1	1:05:05.152								
38	1	1:42.293	20.457	49.629	32.207	254.7	1:06:47.445								
39	1	1:43.215	21.196	49.758	32.261	256.5	1:08:30.660								
40	1	1:43.012	20.486	49.523	33.003	255.3	1:10:13.672								

99

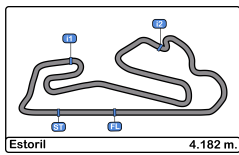
1 António Coimbra AM Mercedes AMG GT3

2 Luis Silva Sports and You

Lap	D	Time	Sector 1	Sector 2	Sector 3	T. Spd	Elapsed
1	1	1:55.401	27.495	54.549	33.357	211.7	1:55.401
2	1	1:43.194	21.380	49.829	31.985	253.5	3:38.595
3	1	1:42.359	20.613	49.641	32.105	253.5	5:20.954
4	1	1:42.143	20.421	49.781	31.941	255.3	7:03.097
5	1	1:42.577	20.613	49.540	32.424	256.5	8:45.674
6	1	1:42.590	20.695	49.671	32.224	254.1	10:28.264
7	1	1:42.857	20.787	49.840	32.230	255.9	12:11.121
8	1	1:43.027	21.010	49.682	32.335	255.9	13:54.148
9	1	1:42.021	20.470	49.248	32.303	254.1	15:36.169
10	1	1:42.544	20.773	49.525	32.246	255.3	17:18.713
11	1	1:42.452	20.547	49.538	32.367	255.9	19:01.165
12	1	1:42.302	20.545	49.689	32.068	255.9	20:43.467
13	1	1:41.250	20.414	48.901	31.935	253.5	22:24.717
14	1	1:41.787	20.556	49.194	32.037	253.5	24:06.504
15	1	1:41.271	20.449	48.925	31.897	254.1	25:47.775
16	1	1:41.507	20.611	49.050	31.846	255.3	27:29.282
17	1	1:41.819	20.609	49.236	31.974	254.1	29:11.101
18	1	1:42.068	20.607	49.239	32.222	254.7	30:53.169
19	1	1:42.258	20.731	49.384	32.143	254.7	32:35.427
20	1	1:41.994	20.533	49.282	32.179	255.3	34:17.421
21	1	1:42.110	20.529	49.425	32.156	255.9	35:59.531
22	1	1:42.502	20.729	49.547	32.226	255.3	37:42.033





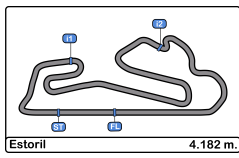


**Circuito de Estoril**  
**International GT Open**  
**Race - 1**  
**Analysis by Lap**



Num	Lap Time	Gap	7	1:46.080	17.503	6	1:42.318	15.775	47	1:40.997	07.559	51	1:40.929	
<b>Lap 1</b>			74	1:45.178	18.438	3	1:43.288	16.290	27	1:41.185	08.620	63	1:40.866	03.143
51	1:44.633		9	1:45.596	19.726	99	1:42.143	17.849	11	1:40.514	09.205	20	1:40.780	04.171
63	1:45.537	00.904	24	1:45.424	20.481	12	1:41.695	19.218	71	1:40.462	11.312	47	1:41.340	08.393
20	1:45.791	01.158	16	1:43.870	23.535	66	1:42.860	23.167	19	1:41.409	16.476	27	1:41.788	09.904
27	1:46.894	02.261	96	1:42.273	24.988	28	1:44.035	25.598	6	1:41.355	19.934	11	1:41.590	10.233
47	1:47.695	03.062	<b>Num Lap Time Gap</b>			7	1:44.363	26.038	62	1:42.978	22.067	71	1:40.867	11.823
11	1:50.317	05.684	<b>Lap 3</b>			74	1:44.347	26.913	3	1:43.117	22.333	19	1:41.646	18.507
71	1:50.734	06.101	51	1:40.175		9	1:44.959	28.296	99	1:42.590	23.223	6	1:41.614	21.841
62	1:51.770	07.137	63	1:40.267	01.411	24	1:44.827	28.858	12	1:42.364	23.376	3	1:43.018	26.795
19	1:52.484	07.851	20	1:40.966	02.936	96	1:42.299	29.852	66	1:43.234	29.653	99	1:43.027	27.501
3	1:52.811	08.178	27	1:41.399	04.300	16	1:44.042	31.364	74	1:45.470	36.508	12	1:43.467	28.233
6	1:53.307	08.674	47	1:41.140	04.723	<b>Num Lap Time Gap</b>			96	1:43.842	36.715	62	1:44.706	28.276
28	1:55.269	10.636	11	1:40.688	07.541	<b>Lap 5</b>			9	1:45.852	37.809	66	1:43.859	35.359
99	1:55.401	10.768	71	1:41.683	09.042	51	1:39.692		24	1:44.198	38.569	28	2:39.078	1 Lap
7	1:56.308	11.675	62	1:43.071	12.529	63	1:40.373	02.403	16	1:44.598	39.748	96	1:42.859	42.570
12	1:56.643	12.010	19	1:42.655	12.555	20	1:40.554	03.935	28	2:30.018	1:20.553	74	1:43.726	44.530
66	1:57.206	12.573	3	1:42.837	13.190	47	1:40.694	06.663	<b>Num Lap Time Gap</b>			9	1:44.271	45.341
74	1:58.145	13.512	6	1:42.801	13.645	27	1:41.059	07.536	<b>Lap 7</b>			24	1:44.549	46.219
9	1:59.015	14.382	99	1:42.359	15.894	11	1:40.587	08.792	51	1:40.677		<b>Num Lap Time Gap</b>		
24	1:59.942	15.309	12	1:42.099	17.711	71	1:40.700	10.951	63	1:41.165	03.206	<b>Lap 9</b>		
16	2:04.550	19.917	66	1:44.128	20.495	19	1:41.013	15.168	20	1:40.612	04.320	51	1:41.125	
96	2:07.600	22.967	28	1:46.131	21.751	6	1:42.597	18.680	47	1:41.100	07.982	63	1:40.834	02.852
<b>Num Lap Time Gap</b>			7	1:44.535	21.863	62	1:43.346	19.190	27	1:41.102	09.045	20	1:41.080	04.126
<b>Lap 2</b>			74	1:44.491	22.754	3	1:42.719	19.317	11	1:41.044	09.572	47	1:41.319	08.587
51	1:40.252		9	1:43.974	23.525	99	1:42.577	20.734	71	1:41.250	11.885	11	1:43.005	12.113
63	1:40.667	01.319	24	1:43.913	24.219	12	1:41.587	21.113	19	1:41.991	17.790	71	1:42.522	13.220
20	1:41.239	02.145	16	1:44.150	27.510	66	1:43.045	26.520	6	1:41.899	21.156	27	1:50.713	19.492
27	1:41.067	03.076	96	1:42.928	27.741	28	1:44.730	30.636	62	1:43.109	24.499	19	1:42.469	19.851
47	1:40.948	03.758	<b>Num Lap Time Gap</b>			7	1:44.515	30.861	3	1:43.050	24.706	6	1:42.293	23.009
11	1:41.596	07.028	<b>Lap 4</b>			74	1:43.918	31.139	99	1:42.857	25.403	3	1:42.169	27.839
71	1:41.685	07.534	51	1:40.188		9	1:43.454	32.058	12	1:42.996	25.695	99	1:42.021	28.397
62	1:42.748	09.633	63	1:40.499	01.722	96	1:42.814	32.974	66	1:43.453	32.429	12	1:41.622	28.730
19	1:42.476	10.075	20	1:40.325	03.073	24	1:45.306	34.472	96	1:44.602	40.640	62	1:43.776	30.927
3	1:42.602	10.528	47	1:41.126	05.661	16	1:43.579	35.251	74	1:45.902	41.733	66	1:43.496	37.730
6	1:42.597	11.019	27	1:42.057	06.169	<b>Num Lap Time Gap</b>			9	1:44.867	41.999	28	1:45.667	1 Lap
99	1:43.194	13.710	11	1:40.544	07.897	<b>Lap 6</b>			24	1:44.707	42.599	96	1:42.868	44.313
12	1:44.029	15.787	71	1:41.089	09.943	51	1:40.101		16	1:52.077	51.148	74	1:43.197	46.602
28	1:45.411	15.795	19	1:41.480	13.847	63	1:40.416	02.718	<b>Num Lap Time Gap</b>			24	1:44.158	49.252
66	1:44.221	16.542	62	1:43.195	15.536	20	1:40.551	04.385	<b>Lap 8</b>			9	1:45.227	49.443



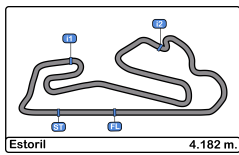


**Circuito de Estoril**  
**International GT Open**  
**Race - 1**  
**Analysis by Lap**



Num	Lap Time	Gap	24	1:43.155	55.353	28	1:44.169	1 Lap	66	1:43.780	51.772	62	1:43.666	49.921
<b>Lap 10</b>			9	1:43.959	56.933	74	1:44.361	58.176	96	1:43.712	1:01.148	3	1:48.643	50.687
51	1:40.760		<b>Num Lap Time Gap</b>			24	1:43.134	59.397	28	1:44.211	1 Lap	66	1:43.039	57.943
63	1:41.238	03.330	<b>Lap 12</b>			9	1:44.641	1:03.480	74	1:44.030	1:04.952	96	1:43.453	1:06.606
20	1:41.380	04.746	51	1:40.961		<b>Num Lap Time Gap</b>			24	1:44.052	1:05.648	28	1:45.118	1 Lap
47	1:41.410	09.237	63	1:41.292	03.646	<b>Lap 14</b>			9	1:44.892	1:12.178	24	1:45.478	1:13.806
11	1:40.994	12.347	20	1:40.937	04.802	51	1:40.651		<b>Num Lap Time Gap</b>			74	1:52.888	1:20.722
71	1:41.427	13.887	47	1:41.609	10.523	63	1:41.001	03.986	<b>Lap 16</b>			9	1:51.241	1:26.217
27	1:41.826	20.558	11	1:40.717	11.540	20	1:41.088	05.376	51	1:40.948		<b>Num Lap Time Gap</b>		
19	1:42.185	21.276	71	1:41.196	14.335	11	1:41.229	12.318	63	1:41.457	05.056	<b>Lap 18</b>		
6	1:42.251	24.500	27	1:41.853	21.878	47	1:42.633	13.038	20	1:41.098	06.399	51	1:41.208	
3	1:42.649	29.728	19	1:42.027	23.059	71	1:41.586	15.828	11	1:40.718	12.873	63	1:41.618	06.019
99	1:42.544	30.181	6	1:41.809	26.484	27	1:42.374	24.600	47	1:41.731	15.042	20	1:41.599	07.553
12	1:42.501	30.471	99	1:42.302	33.059	19	1:42.440	25.624	71	1:41.254	16.731	11	1:40.676	12.160
62	1:43.426	33.593	12	1:42.995	34.175	6	1:42.401	29.347	27	1:42.213	27.107	71	1:41.528	17.326
66	1:42.831	39.801	3	1:44.814	35.178	99	1:41.787	34.502	19	1:41.721	27.329	27	1:45.189	33.483
28	1:44.429	1 Lap	62	1:43.370	38.597	12	1:41.929	35.818	6	1:42.784	32.681	99	1:42.068	37.211
96	1:43.144	46.697	66	1:42.804	43.636	3	1:42.544	38.751	99	1:41.507	35.599	12	1:41.880	38.796
74	1:43.447	49.289	96	1:43.478	51.927	62	1:43.239	43.058	12	1:42.215	37.627	6	1:48.203	40.894
24	1:44.621	53.113	28	1:44.325	1 Lap	66	1:43.431	48.725	3	1:43.002	43.111	19	1:59.993	48.277
9	1:45.206	53.889	74	1:44.147	54.758	96	1:44.033	58.169	62	1:42.982	47.322	62	1:43.294	52.007
<b>Num Lap Time Gap</b>			24	1:42.814	57.206	28	1:44.303	1 Lap	66	1:45.147	55.971	66	1:43.274	1:00.009
<b>Lap 11</b>			9	1:43.810	59.782	74	1:44.130	1:01.655	96	1:44.020	1:04.220	96	1:43.576	1:08.974
51	1:40.915		<b>Num Lap Time Gap</b>			24	1:43.583	1:02.329	28	1:45.018	1 Lap	24	1:44.847	1:17.445
63	1:40.900	03.315	<b>Lap 13</b>			9	1:45.190	1:08.019	74	1:44.897	1:08.901	28	1:53.412	1 Lap
20	1:40.995	04.826	51	1:40.943		<b>Num Lap Time Gap</b>			24	1:44.695	1:09.395	47	2:48.743	1:28.687
47	1:41.553	09.875	63	1:40.933	03.636	<b>Lap 15</b>			9	1:44.813	1:16.043	<b>Num Lap Time Gap</b>		
11	1:40.352	11.784	20	1:41.080	04.939	<b>Lap 17</b>			<b>Num Lap Time Gap</b>			<b>Lap 19</b>		
71	1:41.128	14.100	47	1:41.476	11.056	51	1:40.733		51	1:41.067		51	1:41.415	
27	1:41.343	20.986	11	1:41.143	11.740	63	1:41.294	04.547	63	1:41.620	05.609	63	1:41.702	06.306
19	1:41.632	21.993	71	1:41.501	14.893	20	1:41.606	06.249	20	1:41.830	07.162	20	1:41.835	07.973
6	1:42.051	25.636	27	1:41.942	22.877	11	1:41.518	13.103	11	1:40.886	12.692	11	1:40.941	11.686
3	1:42.512	31.325	19	1:41.719	23.835	47	1:41.954	14.259	20	1:41.830	07.162	3	2:48.763	1 Lap
99	1:42.452	31.718	6	1:42.056	27.597	71	1:41.330	16.425	71	1:41.342	17.006	71	1:42.236	18.147
12	1:42.585	32.141	99	1:41.250	33.366	27	1:41.975	25.842	47	1:47.177	21.152	27	1:43.156	35.224
62	1:43.510	36.188	12	1:41.308	34.540	19	1:41.665	26.556	19	1:43.230	29.492	99	1:42.258	38.054
66	1:42.907	41.793	3	1:42.623	36.858	6	1:42.231	30.845	27	1:43.462	29.502	12	1:42.211	39.592
96	1:43.628	49.410	62	1:42.816	40.470	99	1:41.271	35.040	6	1:42.285	33.899	74	2:49.705	1 Lap
28	1:45.493	1 Lap	66	1:43.252	45.945	12	1:41.275	36.360	99	1:41.819	36.351	62	1:49.966	1:00.558
74	1:43.198	51.572	96	1:43.803	54.787	3	1:43.039	41.057	12	1:41.564	38.124	66	1:43.301	1:01.895



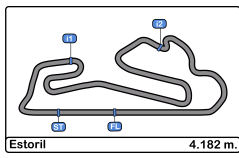


**Circuito de Estoril**  
**International GT Open**  
**Race - 1**  
**Analysis by Lap**



Num	Lap Time	Gap	Num	Lap Time	Gap	Num	Lap Time	Gap	
96	1:43.848	1:11.407	9	1:43.580	1 Lap	28	1:40.810	5 Laps	
24	1:43.644	1:19.674	47	1:40.560	1:20.060	12	1:39.771	45.182	
9	3:18.863	1 Lap	24	1:51.555	1:26.792	27	1:40.922	48.895	
47	1:40.007	1:27.279	<b>Num Lap Time Gap</b>	12	1:40.614	1 Lap	3	1:42.199	52.696
<b>Num Lap Time Gap</b>	<b>Lap 20</b>		27	1:43.028	1 Lap	99	2:56.339	56.303	
51	1:41.100		3	1:42.000	1 Lap	62	1:40.561	1:09.466	
20	1:41.512	08.385	62	1:41.450	1 Lap	74	1:41.887	1:21.888	
6	2:51.711	1 Lap	74	1:41.641	1 Lap	96	1:41.710	1:28.595	
11	1:40.974	11.560	99	1:48.237	34.493	19	1:43.117	1:30.518	
63	1:47.889	13.095	19	1:43.157	1 Lap	<b>Num Lap Time Gap</b>			
3	1:41.181	1 Lap	96	1:41.735	1 Lap	<b>Lap 26</b>			
71	1:41.956	19.003	51	1:39.456	54.718	51	1:39.847		
27	1:43.301	37.425	63	1:39.838	1:01.131	63	1:39.720	06.311	
99	1:41.994	38.948	47	1:40.608	1:09.023	47	1:40.835	15.853	
12	1:42.063	40.555	9	1:41.409	1 Lap	9	1:41.059	1 Lap	
19	3:17.948	1 Lap	24	1:51.649	1 Lap	20	1:42.511	24.734	
74	1:40.515	1 Lap	66	1:43.072	1 Lap	66	1:43.065	1 Lap	
66	1:43.574	1:04.369	71	2:48.644	1:19.811	11	1:40.691	30.025	
28	3:14.853	2 Laps	11	1:40.517	1:21.550	71	1:43.743	33.153	
96	1:49.934	1:20.241	6	1:40.941	1:34.747	24	1:51.231	1 Lap	
24	1:43.478	1:22.052	28	7:17.744	5 Laps	28	1:40.693	5 Laps	
9	1:41.891	1 Lap	12	1:39.886	1:39.940	6	1:43.151	44.416	
47	1:40.136	1:26.315	27	1:41.203	1:42.502	12	1:40.196	45.531	
<b>Num Lap Time Gap</b>	<b>Lap 21</b>		3	1:41.314	1:45.026	27	1:41.713	50.761	
51	1:46.815		62	1:40.424	2:03.434	3	1:41.781	54.630	
20	1:41.250	02.820	74	1:41.521	2:14.530	99	1:44.912	1:01.368	
6	1:41.185	1 Lap	96	1:44.160	2:21.414	62	1:40.294	1:09.913	
11	1:41.249	05.994	19	1:44.990	2:21.930	74	1:41.738	1:23.779	
3	1:41.600	1 Lap	<b>Num Lap Time Gap</b>	27	1:41.203	1:42.502	96	1:41.839	1:30.587
71	1:41.700	13.888	<b>Lap 25</b>	3	1:41.314	1:45.026	19	1:43.100	1:33.771
62	2:58.378	1 Lap	51	1:39.811		<b>Num Lap Time Gap</b>			
99	1:42.110	34.243	63	1:39.836	06.438	<b>Lap 27</b>			
27	1:48.810	39.420	47	1:40.371	14.865	51	1:39.774		
19	1:42.780	1 Lap	9	1:41.413	1 Lap	63	1:39.948	06.485	
74	1:40.965	1 Lap	20	2:56.599	22.070	47	1:41.146	17.225	
12	1:48.571	42.311	66	1:43.156	1 Lap	9	1:41.884	1 Lap	
66	1:51.895	1:09.449	11	1:42.160	29.181	20	1:42.247	27.207	
63	2:47.479	1:13.759	24	1:46.989	1 Lap	11	1:40.615	30.866	
			71	1:43.975	29.257	66	1:43.184	1 Lap	
			6	1:40.894	41.112	71	1:42.714	36.093	



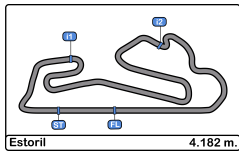


**Circuito de Estoril**  
**International GT Open**  
**Race - 1**  
**Analysis by Lap**



Num	Lap Time	Gap	Num	Lap Time	Gap	Num	Lap Time	Gap	Num	Lap Time	Gap			
66	1:43.658	1 Lap	11	1:40.246	31.000	47	1:41.844	24.923	63	1:40.564	06.282	51	1:40.344	
71	1:43.030	40.028	20	1:43.170	36.390	11	1:40.643	31.588	19	1:43.683	1 Lap	96	1:41.776	1 Lap
28	1:40.422	5 Laps	28	1:41.366	5 Laps	9	1:43.543	1 Lap	47	1:41.648	26.336	63	1:41.442	07.679
6	1:41.398	48.114	66	1:44.356	1 Lap	20	1:42.558	40.872	11	1:40.443	30.520	19	1:42.760	1 Lap
12	1:41.127	48.743	71	1:43.242	47.323	66	1:43.275	1 Lap	9	1:41.807	1 Lap	47	1:41.855	29.526
27	1:41.939	55.633	6	1:41.768	50.835	71	1:43.674	53.429	20	1:42.954	44.728	11	1:40.325	30.158
3	1:42.310	59.220	12	1:41.591	51.101	6	1:42.136	53.563	6	1:41.181	54.721	9	1:41.523	1 Lap
24	1:45.733	1 Lap	27	1:41.551	58.930	12	1:42.110	53.964	28	1:41.453	5 Laps	20	1:42.593	49.592
99	1:43.637	1:09.952	3	1:42.197	1:04.150	28	1:41.100	5 Laps	12	1:41.547	57.913	6	1:42.401	58.282
62	1:40.845	1:11.107	24	1:44.498	1 Lap	27	1:41.762	1:01.917	66	1:44.176	1 Lap	12	1:40.566	58.451
74	1:41.959	1:28.471	62	1:41.939	1:15.140	3	1:41.638	1:06.924	27	1:42.574	1:05.099	28	1:41.203	5 Laps
96	1:41.717	1:34.547	99	1:43.025	1:17.535	62	1:41.983	1:17.418	3	1:41.766	1:09.196	66	1:43.686	1 Lap
<b>Num Lap Time Gap</b>			74	1:41.885	1:31.756	24	1:45.911	1 Lap	71	1:44.287	1:13.827	27	1:42.874	1:09.428
<b>Lap 30</b>			96	1:41.966	1:38.013	99	1:43.760	1:23.285	62	1:41.169	1:18.226	3	1:42.024	1:12.512
51	1:40.027		<b>Num Lap Time Gap</b>			74	1:41.995	1:35.023	24	1:45.332	1 Lap	62	1:42.222	1:21.575
19	1:44.810	1 Lap	<b>Lap 32</b>			<b>Num Lap Time Gap</b>			99	1:43.531	1:28.193	71	1:45.092	1:22.303
63	1:40.736	05.750	51	1:40.346		<b>Lap 34</b>			74	1:41.757	1:36.878	99	1:42.944	1:35.139
47	1:41.538	20.415	63	1:40.634	07.044	51	1:40.981		<b>Num Lap Time Gap</b>			24	1:45.007	1 Lap
9	1:41.727	1 Lap	19	1:43.696	1 Lap	96	1:43.059	1 Lap	<b>Lap 36</b>			74	1:42.115	1:40.303
11	1:40.701	30.928	47	1:41.789	23.424	63	1:40.229	06.335	51	1:40.189		<b>Num Lap Time Gap</b>		
20	1:43.479	33.394	9	1:42.400	1 Lap	19	1:44.591	1 Lap	96	1:41.596	1 Lap	<b>Lap 38</b>		
66	1:43.468	1 Lap	11	1:40.636	31.290	47	1:41.363	25.305	63	1:40.488	06.581	51	1:40.581	
28	1:42.732	5 Laps	20	1:42.615	38.659	11	1:40.087	30.694	19	1:43.344	1 Lap	96	1:42.212	1 Lap
71	1:44.254	44.255	66	1:43.040	1 Lap	9	1:42.335	1 Lap	47	1:41.868	28.015	63	1:41.320	08.418
6	1:41.154	49.241	71	1:43.123	50.100	20	1:42.500	42.391	11	1:39.846	30.177	19	1:43.380	1 Lap
12	1:40.968	49.684	6	1:41.283	51.772	6	1:41.575	54.157	9	1:41.810	1 Lap	11	1:41.937	31.514
27	1:41.947	57.553	12	1:41.444	52.199	66	1:45.580	1 Lap	20	1:42.804	47.343	47	1:43.220	32.165
3	1:42.934	1:02.127	28	1:49.276	5 Laps	28	1:43.029	5 Laps	6	1:41.693	56.225	9	1:41.599	1 Lap
24	1:45.523	1 Lap	27	1:41.916	1:00.500	12	1:44.000	56.983	12	1:40.505	58.229	20	1:42.312	51.323
62	1:42.295	1:13.375	3	1:41.827	1:05.631	27	1:42.206	1:03.142	28	1:41.955	5 Laps	6	1:42.032	59.733
99	1:44.759	1:14.684	24	1:44.672	1 Lap	3	1:42.104	1:08.047	66	1:43.453	1 Lap	12	1:42.214	1:00.084
74	1:41.601	1:30.045	62	1:40.986	1:15.780	71	1:57.709	1:10.157	27	1:41.988	1:06.898	28	1:41.522	5 Laps
96	1:41.701	1:36.221	99	1:42.681	1:19.870	62	1:41.237	1:17.674	3	1:41.825	1:10.832	66	1:44.229	1 Lap
<b>Num Lap Time Gap</b>			74	1:41.963	1:33.373	24	1:44.427	1 Lap	71	1:43.917	1:17.555	27	1:42.707	1:11.554
<b>Lap 31</b>			96	1:42.308	1:39.975	99	1:42.975	1:25.279	62	1:41.660	1:19.697	3	1:41.861	1:13.792
51	1:40.174		<b>Num Lap Time Gap</b>			74	1:41.696	1:35.738	99	1:44.535	1:32.539	62	1:41.858	1:22.852
63	1:41.180	06.756	<b>Lap 33</b>			<b>Num Lap Time Gap</b>			24	1:46.865	1 Lap	71	1:44.395	1:26.117
19	1:44.462	1 Lap	51	1:40.345		<b>Lap 35</b>			74	1:41.843	1:38.532	99	1:42.604	1:37.162
47	1:41.740	21.981	63	1:40.388	07.087	51	1:40.617		<b>Num Lap Time Gap</b>			<b>Num Lap Time Gap</b>		
9	1:42.401	1 Lap	19	1:43.741	1 Lap	96	1:41.881	1 Lap	<b>Lap 37</b>			<b>Lap 39</b>		





**Circuito de Estoril**  
**International GT Open**  
**Race - 1**  
**Analysis by Lap**

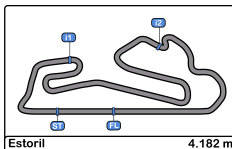


Num	Lap Time	Gap
51	1:41.431	
24	1:45.416	2 Laps
74	1:43.901	1 Lap
96	1:42.293	1 Lap
63	1:41.426	08.413
11	1:41.176	31.259
47	1:44.455	35.189
19	1:45.665	1 Lap
9	1:41.794	1 Lap
20	1:42.623	52.515
6	1:41.874	1:00.176
12	1:41.759	1:00.412
28	1:41.592	5 Laps
66	1:43.418	1 Lap
27	1:42.478	1:12.601
3	1:41.639	1:14.000
62	1:41.397	1:22.818
71	1:44.617	1:29.303
99	1:43.989	1:39.720
24	1:45.416	2 Laps
74	1:43.901	1 Lap
96	1:42.293	1 Lap
63	1:41.426	08.413
11	1:41.176	31.259
47	1:44.455	35.189
19	1:45.665	1 Lap
9	1:41.794	1 Lap
20	1:42.623	52.515
6	1:41.874	1:00.176
12	1:41.759	1:00.412
28	1:41.592	5 Laps
66	1:43.418	1 Lap
27	1:42.478	1:12.601
3	1:41.639	1:14.000
62	1:41.397	1:22.818
71	1:44.617	1:29.303
99	1:43.989	1:39.720
51	1:41.678	
99	1:46.354	1 Lap
24	1:46.267	2 Laps
74	1:47.173	1 Lap
63	1:44.336	11.684
96	1:43.012	1 Lap
11	1:41.255	30.992
47	1:42.380	37.463
19	1:45.044	1 Lap
9	1:41.901	1 Lap
20	1:42.842	55.466
6	1:42.484	1:03.322
12	1:42.634	1:03.691
28	1:43.095	5 Laps
27	1:42.484	1:15.870
3	1:42.036	1:16.555
66	1:43.608	1 Lap
62	1:41.696	1:23.742
71	1:45.782	1:38.543

Num	Lap Time	Gap
51	1:40.913	
24	1:44.604	2 Laps
74	1:44.612	1 Lap
63	1:41.526	09.026
96	1:43.215	1 Lap
11	1:41.069	31.415
47	1:42.485	36.761
19	1:43.773	1 Lap
9	1:41.605	1 Lap
20	1:42.700	54.302
6	1:43.253	1:02.516
12	1:43.236	1:02.735
28	1:43.048	5 Laps
27	1:43.376	1:15.064
3	1:43.110	1:16.197
66	1:46.467	1 Lap
62	1:41.819	1:23.724
71	1:46.049	1:34.439





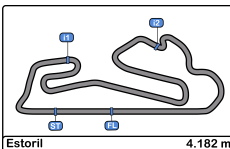


**Circuito de Estoril**  
**International GT Open**  
**Race - 1**  
**Best Sectors Results**



Sector - 1				Sector - 2			Sector - 3			Ideal Lap vs Best Lap					
Clas	Nº	Driver	Time	Nº	Driver	Time	Nº	Driver	Time	Clas	Nº	Driver	Ideal Lap	Best Lap	Clas
1	51	Pier Guidi - Mac	19.991	51	Pier Guidi - Mac	47.827	28	Sowery - Cipriani	30.939	1	51	Pier Guidi - Mac	1:38.863	1:38.863	1
2	63	Venturini - Mul	20.029	28	Sowery - Cipriani	48.001	51	Pier Guidi - Mac	31.045	2	28	Sowery - Cipriani	1:39.140	1:39.495	2
3	11	Di Amato - Montermini	20.066	12	Rees - Fioravanti	48.074	47	Rueda - Saravia	31.111	3	63	Venturini - Mul	1:39.494	1:39.710	3
4	12	Rees - Fioravanti	20.104	63	Venturini - Mul	48.317	63	Venturini - Mul	31.148	4	12	Rees - Fioravanti	1:39.623	1:39.771	4
5	71	West - Rugolo	20.188	11	Di Amato - Montermini	48.366	20	Pierburg - Onslow-Cole	31.219	5	11	Di Amato - Montermini	1:39.789	1:39.846	5
6	28	Sowery - Cipriani	20.200	62	Campbell-Walter - Habsburg	48.476	62	Campbell-Walter - Habsburg	31.256	6	47	Rueda - Saravia	1:39.798	1:40.007	6
7	47	Rueda - Saravia	20.209	47	Rueda - Saravia	48.478	11	Di Amato - Montermini	31.357	7	62	Campbell-Walter - Habsburg	1:39.977	1:40.294	7
8	19	Liang - Giammaria	20.216	74	Hrachowina - Konrad	48.518	96	Ellis - Wilkinson	31.444	8	20	Pierburg - Onslow-Cole	1:40.144	1:40.325	8
9	62	Campbell-Walter - Habsburg	20.245	27	Crestani - Ramos	48.544	12	Rees - Fioravanti	31.445	9	71	West - Rugolo	1:40.462	1:40.462	9
10	9	Konôpka - Calko	20.259	20	Pierburg - Onslow-Cole	48.615	3	Beirão da Veiga - Cruz	31.551	10	74	Hrachowina - Konrad	1:40.500	1:40.515	10
11	6	Costa - Ling	20.276	6	Costa - Ling	48.623	71	West - Rugolo	31.589	11	6	Costa - Ling	1:40.528	1:40.685	11
12	20	Pierburg - Onslow-Cole	20.310	71	West - Rugolo	48.685	74	Hrachowina - Konrad	31.605	12	27	Crestani - Ramos	1:40.544	1:40.922	13
13	96	Ellis - Wilkinson	20.317	19	Liang - Giammaria	48.723	27	Crestani - Ramos	31.610	13	96	Ellis - Wilkinson	1:40.722	1:40.866	12
14	3	Beirão da Veiga - Cruz	20.324	99	Coimbra - Silva	48.901	6	Costa - Ling	31.629	14	3	Beirão da Veiga - Cruz	1:40.871	1:41.181	16
15	74	Hrachowina - Konrad	20.377	96	Ellis - Wilkinson	48.961	9	Konôpka - Calko	31.744	15	19	Liang - Giammaria	1:40.891	1:41.013	14
16	27	Crestani - Ramos	20.390	3	Beirão da Veiga - Cruz	48.996	99	Coimbra - Silva	31.846	16	9	Konôpka - Calko	1:41.059	1:41.059	15
17	99	Coimbra - Silva	20.414	9	Konôpka - Calko	49.056	19	Liang - Giammaria	31.952	17	99	Coimbra - Silva	1:41.161	1:41.250	17
18	66	Borlenghi - Lewandowski	20.602	66	Borlenghi - Lewandowski	49.462	66	Borlenghi - Lewandowski	32.090	18	66	Borlenghi - Lewandowski	1:42.154	1:42.804	18
19	16	Hahn - Khodair	20.767	24	Cordoni - Zanuttini	49.661	24	Cordoni - Zanuttini	32.233	19	24	Cordoni - Zanuttini	1:42.719	1:42.814	19
20	24	Cordoni - Zanuttini	20.825	7	Basso - Marques	49.994	16	Hahn - Khodair	32.348	20	16	Hahn - Khodair	1:43.143	1:43.579	20
21	7	Basso - Marques	20.930	16	Hahn - Khodair	50.028	7	Basso - Marques	32.560	21	7	Basso - Marques	1:43.484	1:44.363	21
22	25	Agostini - Breukers	25.606	25	Agostini - Breukers	Transpon	25	Agostini - Breukers	Transpon	22	25	Agostini - Breukers	Transpon	Transpo	22



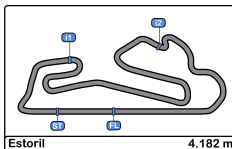


**Circuito de Estoril**  
**International GT Open**  
**Race - 1**  
**Leader Sequence**



Nº	Entrant/Team	Nat	Driver 1	Nat	Status	Driver 2	Nat	Status	Vehicle	Cat	Start Lap	End Lap	Laps	Total Laps
51	Luzich Racing	USA	Alessandro Pier Guidi	ITA	Gold	<u>Mikkel Mac</u>	DNK	Gold	Ferrari 488 GT3	PRO	1	21	21	21
20	SPS Automotive Performance	DEU	Valentin Pierburg	DEU	Bronze	<u>Tom Onslow-Cole</u>	GBR	Gold	Mercedes AMG GT3	PROAM	22	24	3	3
51	Luzich Racing	USA	Alessandro Pier Guidi	ITA	Gold	<u>Mikkel Mac</u>	DNK	Gold	Ferrari 488 GT3	PRO	25	41	17	38



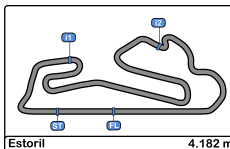


**Circuito de Estoril**  
**International GT Open**  
**Race - 1**  
**Best 5 Lap Times**



Cl	Nº	Entrant/Team	Nat	Driver 1	Nat	Status	Driver 2	Nat	Status	Vehicle	Cat	Cl	Best 1		Best 2		Best 3		Best 4		Best 5	
													Time	Lap	Time	Lap	Time	Lap	Time	Lap	Time	Lap
1	51	Luzich Racing	USA	Alessandro Pier Guidi	ITA	Gold	<b>Mikkel Mac</b>	DNK	Gold	Ferrari 488 GT3	PRO	1	1:38.863	23	1:39.456	24	1:39.692	5	1:39.774	27	1:39.811	25
2	28	Daiko Lazarus Racing	ITA	Toby Sowery	GBR	Silver	<b>Giuseppe Cipriani</b>	ITA	Bronze	Lamborghini Huracan GT3	PROAM	1	1:39.495	23	1:40.321	22	1:40.422	24	1:40.693	21	1:40.810	20
3	63	Imperiale Racing	ITA	<b>Giovanni Venturini</b>	ITA	Gold	Jeroen Mul	NLD	Silver	Lamborghini Huracan GT3	PRO	2	1:39.710	22	1:39.720	26	1:39.836	25	1:39.838	24	1:39.948	27
4	12	Ombra Racing	ITA	<b>Fernando Rees</b>	BRA	Gold	Damiano Fioravanti	ITA	Silver	Lamborghini Huracan GT3	PRO	3	1:39.771	25	1:39.886	24	1:40.196	26	1:40.505	36	1:40.566	37
5	11	RS Racing	ITA	Daniele Di Amato	ITA	Silver	<b>Andrea Montermini</b>	ITA	Gold	Ferrari 488 GT3	PRO	4	1:39.846	36	1:40.087	34	1:40.246	31	1:40.293	28	1:40.325	37
6	47	RACE / BMW Team Teo Martín	ESP	<b>Fran Rueda</b>	ESP	Silver	Andrés Saravia	GTM	Silver	BMW M6 GT3	PRO	5	1:40.007	19	1:40.136	20	1:40.371	25	1:40.560	21	1:40.608	24
7	62	Drivex School	ESP	<b>Jamie Campbell-Walter</b>	GBR	Platinum	Ferdinand Habsburg	AUT	Silver	Mercedes AMG GT3	PRO	6	1:40.294	26	1:40.424	24	1:40.561	25	1:40.677	27	1:40.845	29
8	20	SPS Automotive Performance	DEU	Valentin Pierburg	DEU	Bronze	<b>Tom Onslow-Cole</b>	GBR	Gold	Mercedes AMG GT3	PROAM	2	1:40.325	4	1:40.551	6	1:40.554	5	1:40.612	7	1:40.780	8
9	71	Luzich Racing	USA	Alexander West	SWE	Bronze	<b>Michele Rugolo</b>	ITA	Gold	Ferrari 488 GT3	PROAM	3	1:40.462	6	1:40.700	5	1:40.867	8	1:41.089	4	1:41.128	11
10	74	HTP Motorsport / MS Racing	AUT	<b>Alexander Hrachowina</b>	AUT	Bronze	Martin Konrad	AUT	Bronze	Mercedes AMG GT3	AM	1	1:40.515	19	1:40.965	20	1:40.984	22	1:41.521	24	1:41.601	30
11	6	Vincenzo Sospiri Racing	ITA	Nicolas Costa	BRA	Silver	<b>Kang Ling</b>	CHN	Silver	Lamborghini Huracan GT3	PRO	7	1:40.685	21	1:40.820	23	1:40.894	25	1:40.925	22	1:40.941	24
12	96	Optimum Motorsport	GBR	Bradley Ellis	GBR	Silver	<b>Oliver Wilkinson</b>	GBR	Bronze	Audi R8 LMS	PROAM	4	1:40.866	22	1:41.596	35	1:41.682	28	1:41.701	30	1:41.710	25
13	27	Daiko Lazarus Racing	ITA	<b>Fabrizio Crestani</b>	ITA	Silver	Miguel Ramos	PTR	Bronze	Lamborghini Huracan GT3	PROAM	5	1:40.922	25	1:41.059	5	1:41.067	2	1:41.102	7	1:41.185	6
14	19	Imperiale Racing	ITA	Jiatong Liang	CHN	Bronze	<b>Raffaele Giammaria</b>	ITA	Gold	Lamborghini Huracan GT3	PROAM	6	1:41.013	5	1:41.409	6	1:41.480	4	1:41.632	11	1:41.646	8
15	9	ARC Bratislava by VSR	SVK	<b>Miro Konôpka</b>	SVK	Bronze	Konstantíns Calko	LVA	Bronze	Lamborghini Huracan GT3	AM	2	1:41.059	25	1:41.409	23	1:41.413	24	1:41.492	22	1:41.523	36
16	3	RACE / BMW Team Teo Martín	ESP	<b>Lourenço Beirão da Veiga</b>	PRT	Silver	Juan Cruz Álvarez	ARG	Silver	BMW M6 GT3	PRO	8	1:41.181	19	1:41.314	24	1:41.430	22	1:41.600	20	1:41.638	33
17	99	Sports and You	PRT	<b>António Coimbra</b>	PRT	Bronze	Luis Silva	PRT	Bronze	Mercedes AMG GT3	AM	3	1:41.250	13	1:41.271	15	1:41.507	16	1:41.787	14	1:41.819	17
18	66	Vincenzo Sospiri Racing	ITA	Giulio Borlenghi	BRA	Bronze	<b>Andrzej Lewandowski</b>	POL	Bronze	Lamborghini Huracan GT3	AM	4	1:42.804	12	1:42.831	10	1:42.860	4	1:42.907	11	1:43.039	17
19	24	Krypton Motorsport	ITA	Mario Cordoni	ITA	Bronze	<b>Marco Zanuttini</b>	ITA	Bronze	Mercedes AMG GT3	AM	5	1:42.814	12	1:43.134	13	1:43.155	11	1:43.478	20	1:43.583	14
20	16	Drivex School	ESP	<b>Marcelo Hahn</b>	BRA	Bronze	Allam Khodair	BRA	Gold	Mercedes AMG GT3	PROAM	7	1:43.579	5	1:43.870	2	1:44.042	4	1:44.150	3	1:44.598	6
21	7	RACE / BMW Team Teo Martín	ESP	<b>Márcio Basso</b>	BRA	Bronze	Thiago Marques	BRA	Bronze	BMW M6 GT3	AM	6	1:44.363	4	1:44.515	5	1:44.535	3	1:46.080	2	1:56.308	1
22	25	Imperiale Racing	ITA	Riccardo Agostini	ITA	Gold	<b>Rik Breukers</b>	DEU	Silver	Lamborghini Huracan GT3	PRO	9										



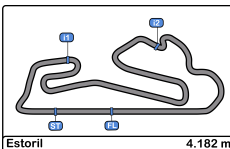


**Circuito de Estoril**  
**International GT Open**  
**Race - 1**  
**Best 5 Top Speeds**



Cl	Nº	Entrant/Team	Nat	Driver 1	Nat	Status	Driver 2	Nat	Status	Vehicle	Cat	Cl	Top 1		Top 2		Top 3		Top 4		Top 5		Avg
													Km/h	Lap	Km/h	Lap	Km/h	Lap	Km/h	Lap	Km/h	Lap	
1	12	Ombra Racing	ITA	<b>Fernando Rees</b>	BRA	Gold	Damiano Fioravanti	ITA	Silver	Lamborghini Huracan GT3	PRO	1	262.7	33	260.8	6	260.8	8	260.8	11	260.8	31	261.2
2	3	RACE / BMW Team Teo Martín	ESP	<b>Lourenço Beirão da Veiga</b>	PRT	Silver	Juan Cruz Álvarez	ARG	Silver	BMW M6 GT3	PRO	2	260.2	40	258.9	34	258.9	38	258.9	39	258.9	41	259.2
3	28	Daiko Lazarus Racing	ITA	Toby Sowery	GBR	Silver	<b>Giuseppe Cipriani</b>	ITA	Bronze	Lamborghini Huracan GT3	PROAM	1	258.9	29	257.7	28	257.7	35	257.7	36	257.1	32	257.8
4	6	Vincenzo Sospiri Racing	ITA	Nicolas Costa	BRA	Silver	<b>Kang Ling</b>	CHN	Silver	Lamborghini Huracan GT3	PRO	3	258.3	5	257.7	3	257.7	4	257.7	31	257.7	33	257.8
5	51	Luzich Racing	USA	Alessandro Pier Guidi	ITA	Gold	<b>Mikkel Mac</b>	DNK	Gold	Ferrari 488 GT3	PRO	4	258.3	39	256.5	41	255.9	32	255.9	33	255.9	34	256.5
6	63	Imperiale Racing	ITA	<b>Giovanni Venturini</b>	ITA	Gold	Jeroen Mul	NLD	Silver	Lamborghini Huracan GT3	PRO	5	258.3	2	258.3	40	258.3	41	257.7	34	257.7	35	258.1
7	16	Drivex School	ESP	<b>Marcelo Hahn</b>	BRA	Bronze	Allam Khodair	BRA	Gold	Mercedes AMG GT3	PROAM	2	257.7	5	255.3	4	255.3	7	254.1	2	254.1	6	255.3
8	47	RACE / BMW Team Teo Martín	ESP	<b>Fran Rueda</b>	ESP	Silver	Andrés Saravia	GTM	Silver	BMW M6 GT3	PRO	6	257.7	4	257.1	3	257.1	15	256.5	16	256.5	17	257.0
9	66	Vincenzo Sospiri Racing	ITA	Giulio Borlenghi	BRA	Bronze	<b>Andrzej Lewandowski</b>	POL	Bronze	Lamborghini Huracan GT3	AM	1	257.7	26	257.7	34	256.5	2	255.9	3	255.3	31	256.6
10	96	Optimum Motorsport	GBR	Bradley Ellis	GBR	Silver	<b>Oliver Wilkinson</b>	GBR	Bronze	Audi R8 LMS	PROAM	3	257.7	5	257.1	4	256.5	6	256.5	34	256.5	39	256.8
11	9	ARC Bratislava by VSR	SVK	<b>Miro Konôpka</b>	SVK	Bronze	Konstantíns Calko	LVA	Bronze	Lamborghini Huracan GT3	AM	2	257.1	23	257.1	39	257.1	40	256.5	31	256.5	33	256.8
12	19	Imperiale Racing	ITA	Jiatong Liang	CHN	Bronze	<b>Raffaele Giammaria</b>	ITA	Gold	Lamborghini Huracan GT3	PROAM	4	257.1	14	256.5	22	255.9	11	255.3	2	255.3	12	256.0
13	62	Drivex School	ESP	<b>Jamie Campbell-Walter</b>	GBR	Platinum	Ferdinand Habsburg	AUT	Silver	Mercedes AMG GT3	PRO	7	257.1	40	256.5	30	256.5	34	256.5	36	256.5	41	256.6
14	11	RS Racing	ITA	Daniele Di Amato	ITA	Silver	<b>Andrea Montermini</b>	ITA	Gold	Ferrari 488 GT3	PRO	8	256.5	9	255.9	33	255.3	30	254.7	13	254.7	21	255.4
15	20	SPS Automotive Performance	DEU	Valentin Pierburg	DEU	Bronze	<b>Tom Onslow-Cole</b>	GBR	Gold	Mercedes AMG GT3	PROAM	5	256.5	5	256.5	11	256.5	12	255.9	2	255.9	3	256.2
16	99	Sports and You	PRT	<b>António Coimbra</b>	PRT	Bronze	Luis Silva	PRT	Bronze	Mercedes AMG GT3	AM	3	256.5	5	255.9	7	255.9	8	255.9	11	255.9	12	256.0
17	7	RACE / BMW Team Teo Martín	ESP	<b>Márcio Basso</b>	BRA	Bronze	Thiago Marques	BRA	Bronze	BMW M6 GT3	AM	4	255.9	5	253.5	3	252.9	2	252.3	4	251.1	6	253.1
18	71	Luzich Racing	USA	Alexander West	SWE	Bronze	<b>Michele Rugolo</b>	ITA	Gold	Ferrari 488 GT3	PROAM	6	255.9	5	255.9	10	255.9	11	255.9	34	255.3	3	255.8
19	27	Daiko Lazarus Racing	ITA	<b>Fabrizio Crestani</b>	ITA	Silver	Miguel Ramos	PTR	Bronze	Lamborghini Huracan GT3	PROAM	7	255.3	33	255.3	34	254.7	5	254.7	35	254.7	38	254.9
20	74	HTP Motorsport / MS Racing	AUT	<b>Alexander Hrachowina</b>	AUT	Bronze	Martin Konrad	AUT	Bronze	Mercedes AMG GT3	AM	5	255.3	39	253.5	5	252.9	2	252.9	4	252.9	11	253.5
21	24	Krypton Motorsport	ITA	Mario Cordoni	ITA	Bronze	<b>Marco Zanuttini</b>	ITA	Bronze	Mercedes AMG GT3	AM	6	254.7	4	254.7	5	254.7	17	254.1	9	253.5	2	254.3
22	25	Imperiale Racing	ITA	Riccardo Agostini	ITA	Gold	<b>Rik Breukers</b>	DEU	Silver	Lamborghini Huracan GT3	PRO	9	214.2	1									214.2





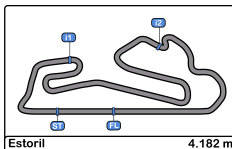
**Circuito de Estoril**  
**International GT Open**  
**Race - 1**  
**Fastest Laps Sequence**



Lap	Time of Day	Session Time	Nº	Entrant/Team	Nat	Driver 1	Nat	Status	Driver 2	Nat	Status	Vehicle	Cat	Time	Km/h
2	15:16:00.754	3:24.754	51	Luzich Racing	USA	Alessandro Pier Guidi	ITA	Gold	<u>Mikkel Mac</u>	DNK	Gold	Ferrari 488 GT3	PRO	<b>1:40.252</b>	150.1
3	15:17:40.929	5:04.929	51	Luzich Racing	USA	Alessandro Pier Guidi	ITA	Gold	<u>Mikkel Mac</u>	DNK	Gold	Ferrari 488 GT3	PRO	<b>1:40.175</b>	150.2
5	15:21:00.809	8:24.809	51	Luzich Racing	USA	Alessandro Pier Guidi	ITA	Gold	<u>Mikkel Mac</u>	DNK	Gold	Ferrari 488 GT3	PRO	<b>1:39.692</b>	151.0
23	15:52:29.503	39:53.503	51	Luzich Racing	USA	Alessandro Pier Guidi	ITA	Gold	<u>Mikkel Mac</u>	DNK	Gold	Ferrari 488 GT3	PRO	<b>1:38.863</b>	152.2





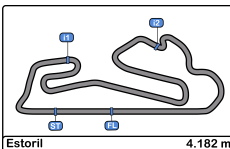


**Circuito de Estoril**  
**International GT Open**  
**Race - 1**  
**Event Best Maximum Speed**



Nº	Entrant/Team	Nat	Driver 1	Nat	Status	Driver 2	Nat	Status	Vehicle	Cat	Km/h	Session
12	Ombra Racing	ITA	Fernando Rees	BRA	Gold	Damiano Fioravanti	ITA	Silver	Lamborghini Huracan GT3	PRO	265.3	Free Practice - 1
63	Imperiale Racing	ITA	Giovanni Venturini	ITA	Gold	Jeroen Mul	NLD	Silver	Lamborghini Huracan GT3	PRO	264.7	Qualifying - 1 Driver - 1
16	Drivex School	ESP	Marcelo Hahn	BRA	Bronze	Allam Khodair	BRA	Gold	Mercedes AMG GT3	PROAM	263.4	Free Practice - 2
7	RACE / BMW Team Teo Martín	ESP	Márcio Basso	BRA	Bronze	Thiago Marques	BRA	Bronze	BMW M6 GT3	AM	262.7	Free Practice - 3 - bronze drivers
3	RACE / BMW Team Teo Martín	ESP	Lourenço Beirão da	PRT	Silver	Juan Cruz Álvarez	ARG	Silver	BMW M6 GT3	PRO	262.1	Free Practice - 2
6	Vincenzo Sospiri Racing	ITA	Nicolas Costa	BRA	Silver	Kang Ling	CHN	Silver	Lamborghini Huracan GT3	PRO	262.1	Qualifying - 1 Driver - 1
47	RACE / BMW Team Teo Martín	ESP	Fran Rueda	ESP	Silver	Andrés Saravia	GTM	Silver	BMW M6 GT3	PRO	261.5	Free Practice - 1
28	Daiko Lazarus Racing	ITA	Toby Sowery	GBR	Silver	Giuseppe Cipriani	ITA	Bronze	Lamborghini Huracan GT3	PROAM	261.5	Free Practice - 2
20	SPS Automotive Performance	DEU	Valentin Pierburg	DEU	Bronze	Tom Onslow-Cole	GBR	Gold	Mercedes AMG GT3	PROAM	261.5	Free Practice - 2
66	Vincenzo Sospiri Racing	ITA	Giulio Borlenghi	BRA	Bronze	Andrzej Lewandowski	POL	Bronze	Lamborghini Huracan GT3	AM	261.5	Free Practice - 2
9	ARC Bratislava by VSR	SVK	Miro Konôpka	SVK	Bronze	Konstantíns Calko	LVA	Bronze	Lamborghini Huracan GT3	AM	261.5	Free Practice - 3 - bronze drivers
96	Optimum Motorsport	GBR	Bradley Ellis	GBR	Silver	Oliver Wilkinson	GBR	Bronze	Audi R8 LMS	PROAM	261.5	Free Practice - 3 - bronze drivers
51	Luzich Racing	USA	Alessandro Pier Guidi	ITA	Gold	Mikkel Mac	DNK	Gold	Ferrari 488 GT3	PRO	260.8	Free Practice - 1
99	Sports and You	PRT	António Coimbra	PRT	Bronze	Luis Silva	PRT	Bronze	Mercedes AMG GT3	AM	260.8	Free Practice - 2
62	Drivex School	ESP	Jamie Campbell-Walter	GBR	Platinum	Ferdinand Habsburg	AUT	Silver	Mercedes AMG GT3	PRO	260.8	Qualifying - 1 Driver - 1
71	Luzich Racing	USA	Alexander West	SWE	Bronze	Michele Rugolo	ITA	Gold	Ferrari 488 GT3	PROAM	260.2	Free Practice - 1
25	Imperiale Racing	ITA	Riccardo Agostini	ITA	Gold	Rik Breukers	DEU	Silver	Lamborghini Huracan GT3	PRO	260.2	Free Practice - 2
27	Daiko Lazarus Racing	ITA	Fabrizio Crestani	ITA	Silver	Miguel Ramos	PTR	Bronze	Lamborghini Huracan GT3	PROAM	260.2	Qualifying - 1 Driver - 1
19	Imperiale Racing	ITA	Jiatong Liang	CHN	Bronze	Raffaele Giammaria	ITA	Gold	Lamborghini Huracan GT3	PROAM	260.2	Qualifying - 1 Driver - 1
11	RS Racing	ITA	Daniele Di Amato	ITA	Silver	Andrea Montermini	ITA	Gold	Ferrari 488 GT3	PRO	259.6	Qualifying - 1 Driver - 1
74	HTP Motorsport / MS Racing	AUT	Alexander Hrachowina	AUT	Bronze	Martin Konrad	AUT	Bronze	Mercedes AMG GT3	AM	258.9	Free Practice - 2
24	Krypton Motorsport	ITA	Mario Cordoni	ITA	Bronze	Marco Zanuttini	ITA	Bronze	Mercedes AMG GT3	AM	257.7	Free Practice - 2





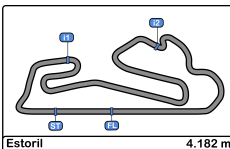
**Circuito de Estoril**  
**International GT Open**  
**Race - 1**  
**Lap Chart**



**LAP**

Nr	Pos	Gri	1	2	3	4	5	6	7	8	9	10	11	12	13	14	15	16	17	18	19	20	21	22	23	24	25	26	27	28	29	30	31	32	
51	1	51	51	51	51	51	51	51	51	51	51	51	51	51	51	51	51	51	51	51	51	20	20	20	51	51	51	51	51	51	51	51	51	51	
63	2	63	63	63	63	63	63	63	63	63	63	63	63	63	63	63	63	63	63	63	63	20	20	11	71	99	63	63	63	63	63	63	63	63	63
20	3	20	20	20	20	20	20	20	20	20	20	20	20	20	20	20	20	20	20	20	20	11	11	71	99	51	47	47	47	47	47	47	47	47	47
25	4	25	27	27	27	47	47	47	47	47	47	47	47	47	47	11	11	11	11	11	11	63	71	99	51	63	20	20	20	20	20	11	11	11	
62	5	62	47	47	47	27	27	27	27	27	11	11	11	11	11	47	47	47	71	71	71	71	99	51	63	47	11	11	11	11	11	20	20	20	
47	6	47	11	11	11	11	11	11	11	11	71	71	71	71	71	71	71	71	47	27	27	27	27	63	47	71	71	71	71	71	71	71	71	71	
27	7	27	71	71	71	71	71	71	71	71	27	27	27	27	27	27	27	27	19	99	99	99	12	47	11	11	6	6	6	6	6	6	6	6	
12	8	12	62	62	62	19	19	19	19	19	19	19	19	19	19	19	19	19	27	12	12	12	66	6	6	6	12	12	12	12	12	12	12	12	
19	9	19	19	19	19	62	6	6	6	6	6	6	6	6	6	6	6	6	6	6	62	66	63	27	12	12	27	27	27	27	27	27	27	27	
71	10	71	3	3	3	6	62	62	62	3	3	3	3	99	99	99	99	99	99	19	66	96	47	12	27	27	3	3	3	3	3	3	3	3	
11	11	11	6	6	6	3	3	3	3	99	99	99	99	12	12	12	12	12	12	62	96	24	24	3	3	3	99	99	99	99	99	62	62	62	
6	12	6	28	99	99	99	99	99	99	12	12	12	12	3	3	3	3	3	62	66	24	47	6	62	62	62	62	62	62	62	62	99	99	99	
96	13	96	99	12	12	12	12	12	12	62	62	62	62	62	62	62	62	62	3	96	47	6	3	74	74	74	74	74	74	74	74	74	74	74	
3	14	3	7	28	66	66	66	66	66	66	66	66	66	66	66	66	66	66	24	6	3	62	19	19	96	96	96	96	96	96	96	96	96	96	
16	15	16	12	66	28	28	28	74	96	96	96	96	96	96	96	96	96	96	47	3	62	19	96	96	19	19	19	19	19	19	19	19	19	19	
99	16	99	66	7	7	7	7	96	74	74	74	74	74	74	74	74	74	24	3	19	19	74	24	9	9	9	9	9	9	9	9	9	9	9	
66	17	66	74	74	74	74	74	9	9	9	24	24	24	24	24	24	24	24	74	74	74	74	96	9	24	66	66	66	66	66	66	66	66	66	
28	18	28	9	9	9	9	9	24	24	24	9	9	9	9	9	9	9	9	9	9	9	9	9	66	66	24	24	24	24	24	24	24	24	24	
74	19	74	24	24	24	24	96	16	16	28	28	28	28	28	28	28	28	28	28	28	28	28	28	28	28	28	28	28	28	28	28	28	28	28	
7	20	7	16	16	16	96	24	28	28																										
24	21	24	96	96	96	16	16																												
9	22	9																																	





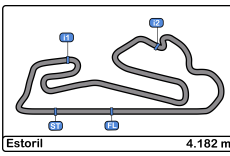
**Circuito de Estoril**  
**International GT Open**  
**Race - 1**  
**Lap Chart**




**LAP**

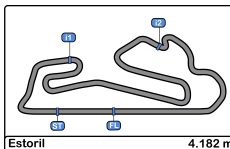
33	34	35	36	37	38	39	40	41
51	51	51	51	51	51	51	51	51
63	63	63	63	63	63	63	63	63
47	47	47	47	47	11	11	11	11
11	11	11	11	11	47	47	47	47
20	20	20	20	20	20	20	20	20
71	6	6	6	6	6	6	6	6
6	12	12	12	12	12	12	12	12
12	27	27	27	27	27	27	27	27
27	3	3	3	3	3	3	3	3
3	71	71	71	62	62	62	62	62
62	62	62	62	71	71	71	71	71
99	99	99	99	99	99	99	99	99
74	74	74	74	74	74	74	74	74
96	96	96	96	96	96	96	96	96
19	19	19	19	19	19	19	19	19
9	9	9	9	9	9	9	9	9
66	66	66	66	66	66	66	66	66
24	24	24	24	24	24	24	24	24
28	28	28	28					





**Circuito de Estoril**  
**International GT Open**  
**Race - 1**  
**Graphic Lap Chart**



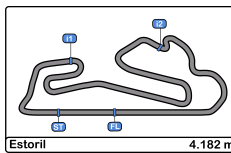


**Circuito de Estoril**  
**International GT Open**  
**Race - 1**  
**Pit Stop Analysis**



Nr.	In Day Time	Entrant/Team	Nat	Driver 1	Nat	Status	Driver 2	Nat	Status	Vehicle	Cat	In Time	Stop Nº	Pit Time	Handicap	Penalty
47	15:41:28.536	RACE / BMW Team Teo Martín	ESP	<b>Fran Rueda</b>	ESP	Silver	Andrés Saravia	GTM	Silver	BMW M6 GT3	PRO	28:52.668	1	1:10.559	1:10	
3	15:41:58.060	RACE / BMW Team Teo Martín	ESP	<b>Lourenço Beirão da</b>	PRT	Silver	Juan Cruz Álvarez	ARG	Silver	BMW M6 GT3	PRO	29:22.191	1	1:10.352	1:10	
74	15:42:28.056	HTP Motorsport / MS Racing	AUT	<b>Alexander Hrachowina</b>	AUT	Bronze	Martin Konrad	AUT	Bronze	Mercedes AMG GT3	AM	29:52.187	1	1:11.099	1:10	
9	15:42:33.398	ARC Bratislava by VSR	SVK	<b>Miro Konôpka</b>	SVK	Bronze	Konstantíns Calko	LVA	Bronze	Lamborghini Huracan GT3	AM	29:57.530	1	1:39.294	1:10	
6	15:43:29.433	Vincenzo Sospiri Racing	ITA	Nicolas Costa	BRA	Silver	<b>Kang Ling</b>	CHN	Silver	Lamborghini Huracan GT3	PRO	30:53.564	1	1:12.760	1:10	
19	15:43:36.648	Imperiale Racing	ITA	Jiatong Liang	CHN	Bronze	<b>Raffaele Giammaria</b>	ITA	Gold	Lamborghini Huracan GT3	PROAM	31:00.779	1	1:37.466	1:10	
28	15:44:13.428	Daiko Lazarus Racing	ITA	Toby Sowery	GBR	Silver	<b>Giuseppe Cipriani</b>	ITA	Bronze	Lamborghini Huracan GT3	PROAM	31:37.559	2	1:13.412	1:10	
62	15:45:30.513	Drivex School	ESP	<b>Jamie Campbell-Walter</b>	GBR	Platinum	Ferdinand Habsburg	AUT	Silver	Mercedes AMG GT3	PRO	32:54.644	1	1:18.305	1:10	
63	15:46:24.209	Imperiale Racing	ITA	<b>Giovanni Venturini</b>	ITA	Gold	Jeroen Mul	NLD	Silver	Lamborghini Huracan GT3	PRO	33:48.341	1	1:10.322	1:10	
28	15:47:28.281	Daiko Lazarus Racing	ITA	Toby Sowery	GBR	Silver	<b>Giuseppe Cipriani</b>	ITA	Bronze	Lamborghini Huracan GT3	PROAM	34:52.412	3	5:38.873	1:10	
96	15:47:31.295	Optimum Motorsport	GBR	Bradley Ellis	GBR	Silver	<b>Oliver Wilkinson</b>	GBR	Bronze	Audi R8 LMS	PROAM	34:55.426	1	1:16.106	1:10	
51	15:47:57.855	Luzich Racing	USA	Alessandro Pier Guidi	ITA	Gold	<b>Mikkel Mac</b>	DNK	Gold	Ferrari 488 GT3	PRO	35:21.986	1	1:12.520	1:10	
27	15:48:37.326	Daiko Lazarus Racing	ITA	<b>Fabrizio Crestani</b>	ITA	Silver	Miguel Ramos	PTR	Bronze	Lamborghini Huracan GT3	PROAM	36:01.457	1	1:12.617	1:10	
12	15:48:40.175	Ombra Racing	ITA	<b>Fernando Rees</b>	BRA	Gold	Damiano Fioravanti	ITA	Silver	Lamborghini Huracan GT3	PRO	36:04.307	1	1:12.254	1:10	
66	15:49:07.051	Vincenzo Sospiri Racing	ITA	Giulio Borlenghi	BRA	Bronze	<b>Andrzej Lewandowski</b>	POL	Bronze	Lamborghini Huracan GT3	AM	36:31.183	1	1:56.829	1:10	
24	15:49:24.356	Krypton Motorsport	ITA	Mario Cordoni	ITA	Bronze	<b>Marco Zanuttini</b>	ITA	Bronze	Mercedes AMG GT3	AM	36:48.488	1	1:26.431	1:10	
11	15:49:51.111	RS Racing	ITA	Daniele Di Amato	ITA	Silver	<b>Andrea Montermini</b>	ITA	Gold	Ferrari 488 GT3	PRO	37:15.243	1	1:22.583	1:10	
71	15:51:42.051	Luzich Racing	USA	Alexander West	SWE	Bronze	<b>Michele Rugolo</b>	ITA	Gold	Ferrari 488 GT3	PROAM	39:06.182	1	1:11.058	1:10	
20	15:53:10.704	SPS Automotive Performance	DEU	Valentin Pierburg	DEU	Bronze	<b>Tom Onslow-Cole</b>	GBR	Gold	Mercedes AMG GT3	PROAM	40:34.836	1	1:17.159	1:10	
99	15:53:45.410	Sports and You	PRT	<b>António Coimbra</b>	PRT	Bronze	Luis Silva	PRT	Bronze	Mercedes AMG GT3	AM	41:09.542	1	1:11.351	1:10	

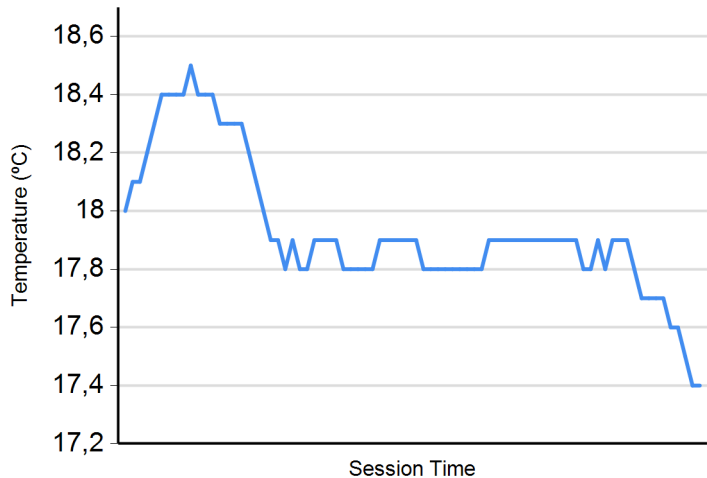




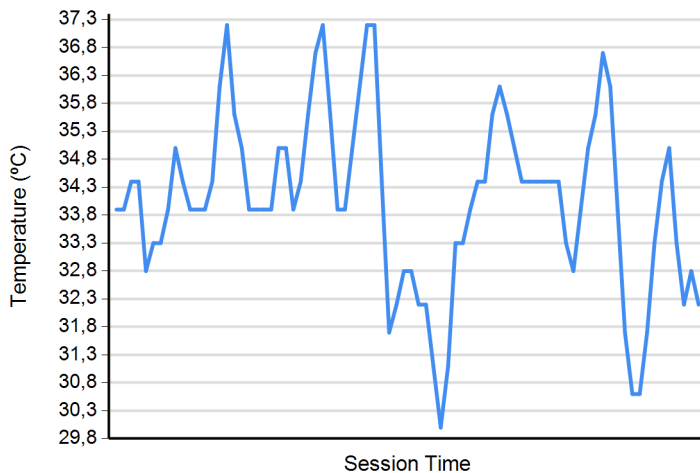
**Circuito de Estoril**  
**International GT Open**  
**Race - 1**  
**Weather Report**



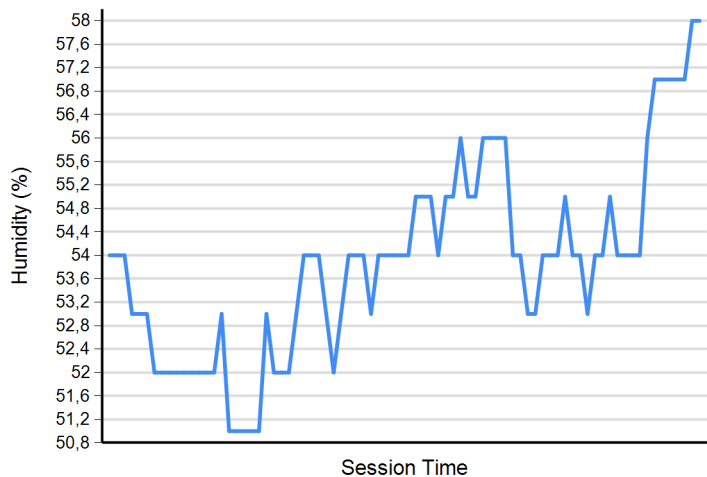
**Air Temperature**



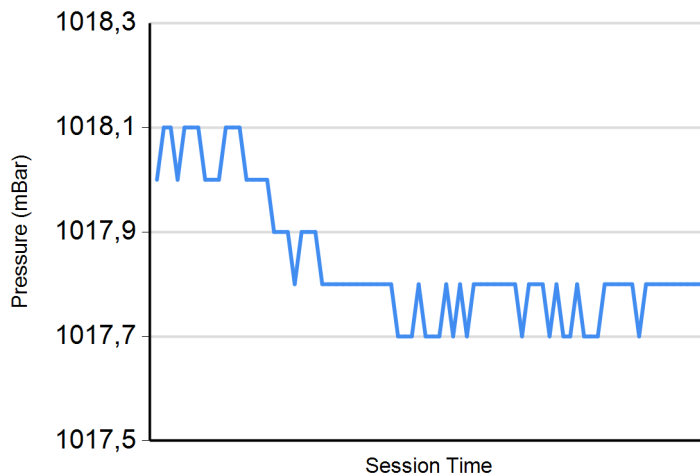
**Track Temperature**



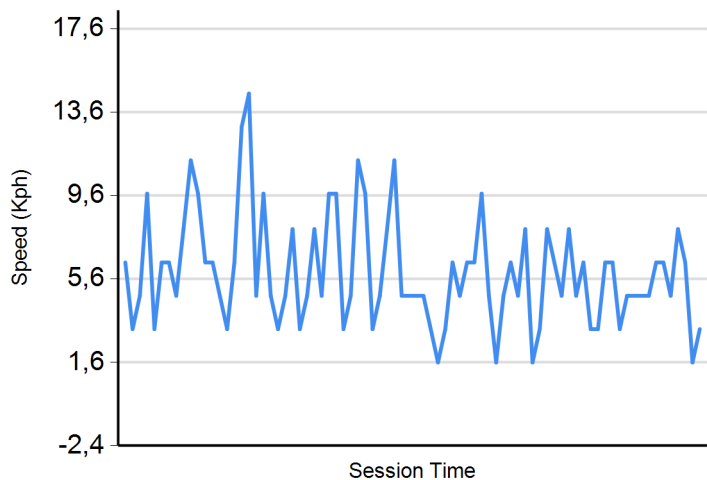
**Humidity**



**Pressure**



**Wind Speed**



**Wind direction**

North = 0°/360° Est = 90° South = 180° West = 270°

