

**Circuito de Estoril**  
**International GT Open**  
**Private test - 2**  
**Provisional Results**



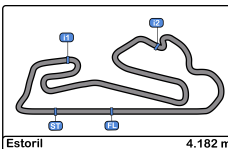
Cla	Nº	Entrant/Team	Nat	Driver 1	Nat	Status	Driver 2	Nat	Status	Vehicle	Cat	Clas	Laps	Best	Time	Gap	Interval	Km/h
1	11	RS Racing	ITA	Daniele Di Amato	ITA	Silver	Andrea Montermini	ITA	Gold	Ferrari 488 GT3	PRO	1	17	10	1:39.110			151.9
2	51	Luzich Racing	CHE	Alessandro Pier Guidi	ITA	Gold	Mikkel Mac	DNK	Gold	Ferrari 488 GT3	PRO	2	22	10	1:39.789	0.679	0.679	150.8
3	96	Optimum Motorsport	GBR	Bradley Ellis	GBR	Silver	Oliver Wilkinson	GBR	Bronze	Audi R8 LMS	PROAM	1	16	14	1:39.942	0.832	0.153	150.6
4	71	Luzich Racing	CHE	Alexander West	SWE	Bronze	Michele Rugolo	ITA	Gold	Ferrari 488 GT3	PROAM	2	21	10	1:39.988	0.878	0.046	150.5
5	20	SPS Automotive Performance	DEU	Valentin Pierburg	DEU	Bronze	Tom Onslow-Cole	GBR	Gold	Mercedes AMG GT3	PROAM	3	22	13	1:40.057	0.947	0.069	150.4
6	16	Drivex School	ESP	Marcelo Hahn	BRA	Bronze	Allam Khodair	BRA	Gold	Mercedes AMG GT3	PROAM	4	23	11	1:40.199	1.089	0.142	150.2
7	28	Daiko Lazarus Racing	ITA	Toby Sowery	GBR	Silver	Giuseppe Cipriani	ITA	Bronze	Lamborghini Huracan GT3	PROAM	5	14	9	1:40.745	1.635	0.546	149.4
8	27	Daiko Lazarus Racing	ITA	Fabrizio Crestani	ITA	Silver	Miguel Ramos	PTR	Bronze	Lamborghini Huracan GT3	PROAM	6	17	14	1:40.752	1.642	0.007	149.4
9	62	Drivex School	ESP	Jamie Campbell-Walter	GBR	Platinum	Ferdinand Habsburg	AUT	Silver	Mercedes AMG GT3	PRO	3	23	11	1:40.978	1.868	0.226	149.0
10	3	RACE / BMW Team Teo Martín	ESP	Lourenço Beirão da Veiga	PRT	Silver	Juan Cruz Álvarez	ARG	Silver	BMW M6 GT3	PRO	4	20	15	1:40.989	1.879	0.011	149.0
11	63	Imperiale Racing	ITA	Giovanni Venturini	ITA	Gold	Jeroen Mul	NLD	Silver	Lamborghini Huracan GT3	PRO	5	9	4	1:41.139	2.029	0.150	148.8
12	12	Ombra Racing	ITA	Fernando Rees	BRA	Gold	Damiano Fioravanti	ITA	Silver	Lamborghini Huracan GT3	PRO	6	19	10	1:41.187	2.077	0.048	148.7
13	19	Imperiale Racing	ITA	Jiatong Liang	CHN	Bronze	Raffaele Giammaria	ITA	Gold	Lamborghini Huracan GT3	PROAM	7	24	22	1:41.237	2.127	0.050	148.7
14	6	Vincenzo Sospiri Racing	ITA	Nicolas Costa	BRA	Silver	Kang Ling	CHN	Silver	Lamborghini Huracan GT3	PRO	7	17	7	1:41.276	2.166	0.039	148.6
15	47	RACE / BMW Team Teo Martín	ESP	Fran Rueda	ESP	Silver	Andrés Saravia	GTM	Silver	BMW M6 GT3	PRO	8	12	9	1:41.525	2.415	0.249	148.2
16	25	Imperiale Racing	ITA	Riccardo Agostini	ITA	Gold	Rik Breukers	DEU	Silver	Lamborghini Huracan GT3	PRO	9	13	5	1:41.584	2.474	0.059	148.2
17	99	Sports and You	PRT	António Coimbra	PRT	Bronze	Luis Silva	PRT	Bronze	Mercedes AMG GT3	AM	1	19	11	1:42.556	3.446	0.972	146.7
18	7	RACE / BMW Team Teo Martín	ESP	Márcio Basso	BRA	Bronze	Thiago Marques	BRA	Bronze	BMW M6 GT3	AM	2	19	12	1:45.217	6.107	2.661	143.0
19	66	Vincenzo Sospiri Racing	ITA	Giulio Borlenghi	BRA	Bronze	Andrzej Lewandowski	POL	Bronze	Lamborghini Huracan GT3	AM	3	18	6	1:45.562	6.452	0.345	142.6

Published at:.....

Track **28.3 °C** Air Temp: **15.7 °C** Humidity: **58 %** Track **DRY**

<b>Stewards:</b>	<b>Race Director:</b>	<b>Timekeeper:</b>





**Circuito de Estoril**  
**International GT Open**  
**Private test - 2**  
**Provisional Results by Class**



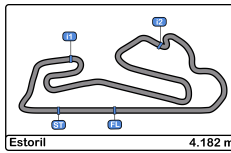
Cla	Nº	Entrant/Team	Nat	Driver 1	Nat	Status	Driver 2	Nat	Status	Vehicle	Cat	Clas	Laps	Best	Time	Gap	Interval	Km/h	
<b>AM</b>																			
1	99	Sports and You	PRT	António Coimbra	PRT	Bronze	Luis Silva	PRT	Bronze	Mercedes AMG GT3	AM	1	19	11	1:42.556			146.7	
2	7	RACE / BMW Team Teo Martín	ESP	Márcio Basso	BRA	Bronze	Thiago Marques	BRA	Bronze	BMW M6 GT3	AM	2	19	12	1:45.217	2.661	2.661	143.0	
3	66	Vincenzo Sospiri Racing	ITA	Giulio Borlenghi	BRA	Bronze	Andrzej Lewandowski	POL	Bronze	Lamborghini Huracan GT3	AM	3	18	6	1:45.562	3.006	0.345	142.6	
<b>PRO</b>																			
1	11	RS Racing	ITA	Daniele Di Amato	ITA	Silver	Andrea Montermini	ITA	Gold	Ferrari 488 GT3	PRO	1	17	10	1:39.110			151.9	
2	51	Luzich Racing	CHE	Alessandro Pier Guidi	ITA	Gold	Mikkel Mac	DNK	Gold	Ferrari 488 GT3	PRO	2	22	10	1:39.789	0.679	0.679	150.8	
3	62	Drivex School	ESP	Jamie Campbell-Walter	GBR	Platinum	Ferdinand Habsburg	AUT	Silver	Mercedes AMG GT3	PRO	3	23	11	1:40.978	1.868	1.189	149.0	
4	3	RACE / BMW Team Teo Martín	ESP	Lourenço Beirão da Veiga	PRT	Silver	Juan Cruz Álvarez	ARG	Silver	BMW M6 GT3	PRO	4	20	15	1:40.989	1.879	0.011	149.0	
5	63	Imperiale Racing	ITA	Giovanni Venturini	ITA	Gold	Jeroen Mul	NLD	Silver	Lamborghini Huracan GT3	PRO	5	9	4	1:41.139	2.029	0.150	148.8	
6	12	Ombra Racing	ITA	Fernando Rees	BRA	Gold	Damiano Fioravanti	ITA	Silver	Lamborghini Huracan GT3	PRO	6	19	10	1:41.187	2.077	0.048	148.7	
7	6	Vincenzo Sospiri Racing	ITA	Nicolas Costa	BRA	Silver	Kang Ling	CHN	Silver	Lamborghini Huracan GT3	PRO	7	17	7	1:41.276	2.166	0.089	148.6	
8	47	RACE / BMW Team Teo Martín	ESP	Fran Rueda	ESP	Silver	Andrés Saravia	GTM	Silver	BMW M6 GT3	PRO	8	12	9	1:41.525	2.415	0.249	148.2	
9	25	Imperiale Racing	ITA	Riccardo Agostini	ITA	Gold	Rik Breukers	DEU	Silver	Lamborghini Huracan GT3	PRO	9	13	5	1:41.584	2.474	0.059	148.2	
<b>PROAM</b>																			
1	96	Optimum Motorsport	GBR	Bradley Ellis	GBR	Silver	Oliver Wilkinson	GBR	Bronze	Audi R8 LMS	PROAM	1	16	14	1:39.942			150.6	
2	71	Luzich Racing	CHE	Alexander West	SWE	Bronze	Michele Rugolo	ITA	Gold	Ferrari 488 GT3	PROAM	2	21	10	1:39.988	0.046	0.046	150.5	
3	20	SPS Automotive Performance	DEU	Valentin Pierburg	DEU	Bronze	Tom Onslow-Cole	GBR	Gold	Mercedes AMG GT3	PROAM	3	22	13	1:40.057	0.115	0.069	150.4	
4	16	Drivex School	ESP	Marcelo Hahn	BRA	Bronze	Allam Khodair	BRA	Gold	Mercedes AMG GT3	PROAM	4	23	11	1:40.199	0.257	0.142	150.2	
5	28	Daiko Lazarus Racing	ITA	Toby Sowery	GBR	Silver	Giuseppe Cipriani	ITA	Bronze	Lamborghini Huracan GT3	PROAM	5	14	9	1:40.745	0.803	0.546	149.4	
6	27	Daiko Lazarus Racing	ITA	Fabrizio Crestani	ITA	Silver	Miguel Ramos	PTR	Bronze	Lamborghini Huracan GT3	PROAM	6	17	14	1:40.752	0.810	0.007	149.4	
7	19	Imperiale Racing	ITA	Jiatong Liang	CHN	Bronze	Raffaele Giammaria	ITA	Gold	Lamborghini Huracan GT3	PROAM	7	24	22	1:41.237	1.295	0.485	148.7	

Published at:.....

Track **28.3 °C** Air Temp: **15.7 °C** Humidity: **58 %** Track **DRY**

<b>Stewards:</b>	<b>Race Director:</b>	<b>Timekeeper:</b>





**Circuito de Estoril**  
**International GT Open**  
**Private test - 2**  
**Lap Analysis**



<b>3</b>	1 Lourenço Beirão da Veiga	PRO	BMW M6 GT3
	2 Juan Cruz Álvarez	RACE / BMW Team Teo Martín	

Lap	D	Time	Sector 1	Sector 2	Sector 3	T. Spd	Elapsed
1		15:07:29.182	15:05:37.066	1:08.106	44.010		15:07:29.182
2		2:05.651	25.713	58.991	40.947	177.3	15:09:34.833
3		2:02.356	24.411	57.815	40.130	228.3	15:11:37.189
4		1:59.095	24.243	55.545	39.307	222.2	15:13:36.284
5		2:14.583	P 25.698	59.284	49.601	180.3	15:15:50.867
6		13:17.521	11:41.075	58.375	38.071		15:29:08.388
7		1:53.371	23.942	53.696	35.733	201.1	15:31:01.759
8		1:49.142	22.753	51.833	34.556	225.9	15:32:50.901
9		1:47.119	21.467	51.540	34.112	253.5	15:34:38.020
10		2:03.541	P 24.609	55.221	43.711	227.8	15:36:41.561
11		3:39.120	2:13.316	52.325	33.479		15:40:20.681
12		1:42.505	20.786	49.280	32.439	251.1	15:42:03.186
13		1:41.643	20.397	48.847	32.399	255.3	15:43:44.829
14		1:49.318	21.164	54.709	33.445	254.1	15:45:34.147
15		1:40.989	20.405	48.447	32.137	254.1	15:47:15.136
16		1:54.367	P 21.859	51.181	41.327	238.9	15:49:09.503
17		3:35.731	2:11.971	50.450	33.310		15:52:45.234
18		1:42.455	20.914	48.971	32.570	251.7	15:54:27.689
19		1:41.839	20.547	48.860	32.432	254.1	15:56:09.528
20		1:48.161	P 20.862	49.020	38.279	255.3	15:57:57.689

<b>6</b>	1 Nicolas Costa	PRO	Lamborghini Huracan GT3
	2 Kang Ling	Vincenzo Sospiri Racing	

Lap	D	Time	Sector 1	Sector 2	Sector 3	T. Spd	Elapsed
1		15:23:47.013	15:22:18.072	52.355	36.586		15:23:47.013
2		1:47.107	22.646	50.012	34.449	234.7	15:25:34.120
3		1:43.804	20.972	49.480	33.352	253.5	15:27:17.924
4		1:43.497	20.704	49.182	33.611	255.9	15:29:01.421
5		1:41.889	20.558	48.540	32.791	255.9	15:30:43.310
6		1:42.379	20.375	48.663	33.341	255.9	15:32:25.689
7		1:41.276	20.386	48.529	32.361	255.3	15:34:06.965
8		1:43.164	20.551	49.625	32.988	255.9	15:35:50.129
9		1:50.779	P 20.475	49.132	41.172	257.7	15:37:40.908
10		6:59.826	5:31.946	52.924	34.956		15:44:40.734
11		1:45.710	21.682	50.370	33.658	252.3	15:46:26.444
12		1:44.930	21.128	50.375	33.427	252.9	15:48:11.374
13		1:44.155	20.910	50.086	33.159	254.1	15:49:55.529
14		1:43.602	20.840	49.462	33.300	254.7	15:51:39.131
15		1:43.421	20.800	49.461	33.160	255.3	15:53:22.552
16		1:43.537	20.640	49.826	33.071	255.3	15:55:06.089
17		1:58.967	P 20.828	49.717	48.422	254.7	15:57:05.056

<b>7</b>	1 Márcio Basso	AM	BMW M6 GT3
	2 Thiago Marques	RACE / BMW Team Teo Martín	

Lap	D	Time	Sector 1	Sector 2	Sector 3	T. Spd	Elapsed
1		15:12:04.863	15:10:26.412	58.126	40.325		15:12:04.863
2		1:59.500	24.367	56.034	39.099	195.2	15:14:04.363
3		1:52.814	22.686	52.931	37.197	233.2	15:15:57.177
4		1:51.183	22.178	52.118	36.887	244.8	15:17:48.360
5		1:50.644	22.105	51.595	36.944	245.4	15:19:39.004
6		1:49.484	21.896	51.474	36.114	247.1	15:21:28.488

7		1:47.778	21.939	50.848	34.991	245.4	15:23:16.266
8		2:01.028	P 21.507	54.497	45.024	246.5	15:25:17.294
9		7:27.840	6:01.600	51.581	34.659		15:32:45.134
10		2:05.085	P 24.866	56.872	43.347	248.2	15:34:50.219
11		3:35.317	2:10.180	51.060	34.077		15:38:25.536
12		1:45.217	21.446	50.561	33.210	248.2	15:40:10.753
13		1:54.599	P 21.432	50.889	42.278	250.0	15:42:05.352
14		5:24.998	3:54.226	55.169	35.603		15:47:30.350
15		1:49.585	21.835	52.082	35.668	247.7	15:49:19.935
16		1:48.317	21.527	51.593	35.197	246.5	15:51:08.252
17		1:48.283	21.446	51.979	34.858	247.1	15:52:56.535
18		1:47.990	21.397	51.566	35.027	248.2	15:54:44.525
19		1:54.540	P 21.434	51.107	41.999	246.5	15:56:39.065

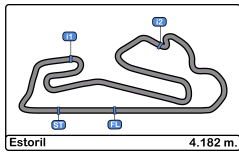
<b>11</b>	1 Daniele Di Amato	PRO	Ferrari 488 GT3
	2 Andrea Montermini	RS Racing	

Lap	D	Time	Sector 1	Sector 2	Sector 3	T. Spd	Elapsed
1		15:11:05.113	P 15:09:08.470	1:04.675	51.968		15:11:05.113
2		2:26.674	P 41.560	56.752	48.362		15:13:31.787
3		3:48.496	P 2:00.472	1:01.498	46.526		15:17:20.283
4		14:00.311	12:34.923	51.896	33.492		15:31:20.594
5		1:43.113	20.802	49.343	32.968	250.0	15:33:03.707
6		1:41.744	20.294	48.641	32.809	250.5	15:34:45.451
7		1:47.212	P 20.517	49.191	37.504	251.1	15:36:32.663
8		2:52.793	1:28.550	51.265	32.978		15:39:25.456
9		1:40.296	20.167	48.172	31.957	250.0	15:41:05.752
10		1:39.110	19.895	47.727	31.488	252.9	15:42:44.862
11		1:48.112	P 19.940	48.274	39.898	253.5	15:44:32.974
12		4:06.368	2:46.068	48.453	31.847		15:48:39.342
13		1:39.379	19.980	47.778	31.621	251.1	15:50:18.721
14		1:39.793	20.064	47.569	32.160	251.7	15:51:58.514
15		1:40.038	20.061	48.336	31.641	251.1	15:53:38.552
16		1:39.780	20.009	47.919	31.852	251.1	15:55:18.332
17		1:50.465	P 20.206	49.205	41.054	248.8	15:57:08.797

<b>12</b>	1 Fernando Rees	PRO	Lamborghini Huracan GT3
	2 Damiano Fioravanti	Ombra Racing	

Lap	D	Time	Sector 1	Sector 2	Sector 3	T. Spd	Elapsed
1		15:12:05.295	15:10:30.459	55.595	39.241		15:12:05.295
2		1:56.017	24.080	53.829	38.108	209.7	15:14:01.312
3		1:57.908	P 21.513	52.131	44.264	248.8	15:15:59.220
4		9:58.267	8:23.900	56.462	37.905		15:25:57.487
5		1:52.929	23.221	54.645	35.063	213.0	15:27:50.416
6		1:51.085	22.529	52.867	35.689	212.1	15:29:41.501
7		1:54.739	P 21.652	51.642	41.445	238.9	15:31:36.240
8		4:11.856	2:47.998	49.913	33.945		15:35:48.096
9		1:41.772	20.539	48.918	32.315	248.8	15:37:29.868
10		1:41.187	20.477	48.500	32.210	253.5	15:39:11.055
11		1:41.334	20.344	48.456	32.534	254.1	15:40:52.389
12		1:41.298	20.672	48.535	32.091	254.1	15:42:33.687
13		1:47.639	P 20.661	48.633	38.345	254.7	15:44:21.326
14		3:43.610	2:19.082	51.268	33.260		15:48:04.936
15		1:48.511	21.061	50.472	36.978	251.7	15:49:53.447
16		1:42.764	20.568	49.239	32.957	251.1	15:51:36.211
17		1:41.777	20.325	48.832	32.620	252.9	15:53:17.988
18		1:41.760	20.300	48.865	32.595	254.1	15:54:59.748
19		1:49.398	P 20.469	48.927	40.002	251.7	15:56:49.146





**Circuito de Estoril**  
**International GT Open**  
**Private test - 2**  
**Lap Analysis**



**16** 1 Marcelo Hahn PROAM Mercedes AMG GT3  
 2 Allam Khodair Drivex School

Lap	D	Time	Sector 1	Sector 2	Sector 3	T. Spd	Elapsed
1		15:13:29.165	15:11:51.159	1:00.147	37.859		15:13:29.165
2		1:47.785	21.846	51.018	34.921	244.8	15:15:16.950
3		1:47.641	21.478	51.162	35.001	248.2	15:17:04.591
4		1:47.589	21.359	51.378	34.852	248.8	15:18:52.180
5		1:59.794 P	21.572	53.883	44.339	247.1	15:20:51.974
6		3:41.680	2:06.131	59.236	36.313		15:24:33.654
7		1:47.037	22.891	50.754	33.392	212.5	15:26:20.691
8		1:42.246	20.978	48.766	32.502	250.5	15:28:02.937
9		1:43.585	20.424	48.520	34.641	251.7	15:29:46.522
10		1:40.718	20.110	48.414	32.194	252.3	15:31:27.240
11		1:40.199	20.148	48.168	31.883	253.5	15:33:07.439
12		1:51.122 P	20.400	48.793	41.929	253.5	15:34:58.561
13		4:37.454	3:10.938	52.114	34.402		15:39:36.015
14		1:44.305	21.136	49.602	33.567	248.8	15:41:20.320
15		1:44.592	20.756	50.312	33.524	249.4	15:43:04.912
16		1:44.000	21.045	49.120	33.835	251.1	15:44:48.912
17		1:43.570	20.676	49.477	33.417	251.1	15:46:32.482
18		1:42.627	20.530	49.169	32.928	250.0	15:48:15.109
19		1:45.266	22.610	49.272	33.384	252.9	15:50:00.375
20		1:42.639	20.721	49.081	32.837	250.0	15:51:43.014
21		1:43.003	20.703	49.493	32.807	251.7	15:53:26.017
22		1:43.360	20.886	49.772	32.702	253.5	15:55:09.377
23		1:56.509 P	20.903	50.211	45.395	251.7	15:57:05.886

**20** 1 Valentin Pierburg PROAM Mercedes AMG GT3  
 2 Tom Onslow-Cole SPS Automotive Performance

Lap	D	Time	Sector 1	Sector 2	Sector 3	T. Spd	Elapsed
1		15:09:06.228	15:07:22.162	1:02.076	41.990		15:09:06.228
2		2:21.765 P	28.622	1:06.141	47.002	156.7	15:11:27.993
3		4:01.131	2:32.975	52.086	36.070		15:15:29.124
4		1:45.318	20.956	48.690	35.672	247.7	15:17:14.442
5		1:49.983 P	21.132	48.893	39.958	244.8	15:19:04.425
6		3:27.643	2:04.536	49.476	33.631		15:22:32.068
7		1:41.441	20.360	48.233	32.848	248.2	15:24:13.509
8		1:41.826	20.106	48.074	33.646	250.0	15:25:55.335
9		1:40.461	20.210	47.968	32.283	250.0	15:27:35.796
10		1:46.872 P	20.173	48.000	38.699	251.7	15:29:22.668
11		3:25.031	2:03.675	48.965	32.391		15:32:47.699
12		1:40.325	20.356	48.058	31.911	253.5	15:34:28.024
13		1:40.057	20.159	48.062	31.836	252.9	15:36:08.081
14		1:45.692 P	20.169	47.808	37.715	254.1	15:37:53.773
15		6:05.166	4:39.617	51.143	34.406		15:43:58.939
16		1:43.304	21.251	49.199	32.854	250.0	15:45:42.243
17		1:50.370 P	21.670	50.304	38.396	252.3	15:47:32.613
18		3:26.361	2:04.013	49.160	33.188		15:50:58.974
19		1:42.172	20.668	49.100	32.404	250.5	15:52:41.146
20		1:42.268	20.604	49.022	32.642	251.7	15:54:23.414
21		1:41.744	20.387	48.990	32.367	251.7	15:56:05.158
22		1:49.660 P	21.477	50.145	38.038	252.3	15:57:54.818

**19** 1 Jiatong Liang PROAM Lamborghini Huracan GT3  
 2 Raffaele Giammaria Imperiale Racing

Lap	D	Time	Sector 1	Sector 2	Sector 3	T. Spd	Elapsed
1		15:10:41.971	15:09:08.291	56.204	37.476		15:10:41.971
2		1:50.681	22.441	51.945	36.295	240.5	15:12:32.652
3		1:48.269	21.297	50.732	36.240	244.8	15:14:20.921
4		2:03.887 P	22.059	54.426	47.402	246.0	15:16:24.808
5		3:55.374	2:21.816	55.902	37.656		15:20:20.182
6		1:56.495	23.297	55.431	37.767	221.7	15:22:16.677
7		1:49.820	22.167	51.953	35.700	245.4	15:24:06.497
8		1:48.873	21.676	52.281	34.916	243.7	15:25:55.370
9		1:48.368	21.959	51.618	34.791	229.2	15:27:43.738
10		1:48.096	21.827	52.048	34.221	246.5	15:29:31.834
11		1:46.495	21.372	51.092	34.031	247.1	15:31:18.329
12		1:46.164	21.201	50.820	34.143	247.7	15:33:04.493
13		1:44.115	20.738	50.197	33.180	251.1	15:34:48.608
14		1:47.959	21.388	52.078	34.493	248.2	15:36:36.567
15		1:44.724	21.081	50.070	33.573	246.5	15:38:21.291
16		1:44.839	20.841	50.244	33.754	248.8	15:40:06.130
17		1:51.857	20.911	56.771	34.175	247.7	15:41:57.987
18		1:43.786	21.028	49.913	32.845	248.8	15:43:41.773
19		2:05.714 P	21.838	58.283	45.593	249.4	15:45:47.487
20		4:57.602	3:35.222	49.553	32.827		15:50:45.089
21		1:43.458	21.606	48.844	33.008	246.5	15:52:28.547
22		1:41.237	20.460	48.719	32.058	248.2	15:54:09.784
23		1:41.842	20.531	48.645	32.666	248.8	15:55:51.626
24		1:52.688 P	21.436	50.080	41.172	231.2	15:57:44.314

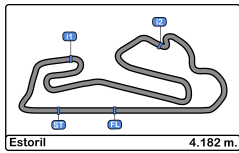
**25** 1 Riccardo Agostini PRO Lamborghini Huracan GT3  
 2 Rik Breukers Imperiale Racing

Lap	D	Time	Sector 1	Sector 2	Sector 3	T. Spd	Elapsed
1		15:30:51.085	15:29:25.296	51.786	34.003		15:30:51.085
2		1:43.094	20.472	49.507	33.115	247.1	15:32:34.179
3		1:41.979	20.228	48.791	32.960	249.4	15:34:16.158
4		1:41.656	20.189	48.986	32.481	250.5	15:35:57.814
5		1:41.584	20.335	48.719	32.530	251.1	15:37:39.398
6		1:48.492 P	20.389	48.747	39.356	251.1	15:39:27.890
7		3:53.197	2:28.515	50.372	34.310		15:43:21.087
8		1:42.434	20.587	49.072	32.775	251.7	15:45:03.521
9		1:41.791	20.430	48.648	32.713	248.8	15:46:45.312
10		1:46.635 P	20.209	48.733	37.693	251.1	15:48:31.947
11		3:13.363	1:47.101	49.806	36.456		15:51:45.310
12		1:42.977	20.686	49.373	32.918	250.5	15:53:28.287
13		1:49.704 P	20.393	49.748	39.563	251.7	15:55:17.991

**27** 1 Fabrizio Crestani PROAM Lamborghini Huracan GT3  
 2 Miguel Ramos Daiko Lazarus Racing

Lap	D	Time	Sector 1	Sector 2	Sector 3	T. Spd	Elapsed
1		15:09:26.509	15:07:41.809	52.905	51.795		15:09:26.509
2		1:50.676	21.707	52.125	36.844	242.6	15:11:17.185
3		1:47.793	20.885	51.172	35.736	245.4	15:13:04.978
4		1:46.788	20.605	50.713	35.470	247.7	15:14:51.766
5		1:58.284 P	21.747	50.581	45.956	227.3	15:16:50.050
6		8:30.782	7:01.487	53.041	36.254		15:25:20.832
7		1:47.921	21.507	51.581	34.833	245.4	15:27:08.753
8		1:46.341	21.250	50.660	34.431	247.1	15:28:55.094
9		1:45.580	21.140	50.326	34.114	244.8	15:30:40.674





**Circuito de Estoril**  
**International GT Open**  
**Private test - 2**  
**Lap Analysis**



10	1:44.751	21.171	49.893	33.687	246.5	15:32:25.425	11	1:40.487	20.773	47.862	31.852	232.7	15:34:07.803
11	1:57.479 P	21.845	51.190	44.444	202.6	15:34:22.904	12	1:46.927 P	20.042	47.974	38.911	252.9	15:35:54.730
12	8:55.221	7:29.961	49.702	35.558		15:43:18.125	13	4:37.146	3:16.655	48.491	32.000		15:40:31.876
13	1:41.226	20.515	48.572	32.139	246.5	15:44:59.351	14	1:39.876	20.020	47.976	31.880	252.3	15:42:11.752
14	1:40.752	20.320	48.474	31.958	249.4	15:46:40.103	15	1:40.239	20.505	47.950	31.784	251.7	15:43:51.991
15	1:40.811	20.263	48.138	32.410	249.4	15:48:20.914	16	1:42.375	20.077	49.035	33.263	253.5	15:45:34.366
16	1:50.535	21.945	53.234	35.356	250.0	15:50:11.449	17	1:44.550	20.641	49.427	34.482	254.1	15:47:18.916
17	1:53.876 P	20.714	49.556	43.606	247.1	15:52:05.325	18	1:40.097	19.917	48.076	32.104	253.5	15:48:59.013

**28**

- 1 Toby Sowery PROAM Lamborghini Huracan GT3
- 2 Giuseppe Cipriani Daiko Lazarus Racing

Lap D	Time	Sector 1	Sector 2	Sector 3	T. Spd	Elapsed
1	15:30:23.423	15:28:42.083	1:02.590	38.750		15:30:23.423
2	1:49.558	22.499	52.552	34.507	242.1	15:32:12.981
3	1:47.550	21.490	51.796	34.264	246.0	15:34:00.531
4	1:47.608	21.935	51.310	34.363	245.4	15:35:48.139
5	1:57.053 P	22.009	52.992	42.052	229.7	15:37:45.192
6	6:16.324	4:55.185	48.823	32.316		15:44:01.516
7	1:40.974	20.463	48.508	32.003	251.7	15:45:42.490
8	1:42.663	20.614	49.002	33.047	250.5	15:47:25.153
9	1:40.745	20.388	48.453	31.904	250.5	15:49:05.898
10	1:48.945	20.524	52.752	35.669	251.7	15:50:54.843
11	1:41.370	20.546	48.557	32.267	250.0	15:52:36.213
12	1:40.995	20.403	48.507	32.085	251.1	15:54:17.208
13	1:41.201	20.386	48.558	32.257	251.1	15:55:58.409
14	1:48.449 P	20.935	48.946	38.568	249.4	15:57:46.858

**47**

- 1 Fran Rueda PRO BMW M6 GT3
- 2 Andrés Saravia RACE / BMW Team Teo Martín

Lap D	Time	Sector 1	Sector 2	Sector 3	T. Spd	Elapsed
1	15:36:47.541	15:35:21.304	51.671	34.566		15:36:47.541
2	1:44.620	22.000	49.464	33.156	250.0	15:38:32.161
3	1:43.469	21.450	49.305	32.714	251.7	15:40:15.630
4	1:42.759	21.013	49.043	32.703	251.7	15:41:58.389
5	1:49.113	21.303	54.189	33.621	254.1	15:43:47.502
6	1:43.564	20.721	50.216	32.627	253.5	15:45:31.066
7	1:41.919	20.509	48.919	32.491	252.3	15:47:12.985
8	1:41.748	20.477	48.945	32.326	252.3	15:48:54.733
9	1:41.525	20.448	48.724	32.353	253.5	15:50:36.258
10	1:41.840	20.478	48.853	32.509	254.1	15:52:18.098
11	1:41.880	20.453	49.055	32.372	251.7	15:53:59.978
12	1:53.122 P	20.628	51.597	40.897	252.9	15:55:53.100

**51**

- 1 Alessandro Pier Guidi PRO Ferrari 488 GT3
- 2 Mikkel Mac Luzich Racing

Lap D	Time	Sector 1	Sector 2	Sector 3	T. Spd	Elapsed
1	15:13:28.155	15:11:56.348	53.494	38.313		15:13:28.155
2	1:50.674	21.828	51.703	37.143	246.0	15:15:18.829
3	1:47.218	21.050	50.536	35.632	250.5	15:17:06.047
4	1:50.591	20.540	54.971	35.080	252.9	15:18:56.638
5	1:44.442	20.458	49.627	34.357	251.1	15:20:41.080
6	1:43.893	20.413	49.491	33.989	252.3	15:22:24.973
7	1:52.229 P	21.003	48.907	42.319	251.1	15:24:17.202
8	4:49.204	3:24.642	51.432	33.130		15:29:06.406
9	1:41.121	20.319	48.475	32.327	250.0	15:30:47.527
10	1:39.789	19.898	47.890	32.001	252.9	15:32:27.316

**62**

- 1 Jamie Campbell-Walter PRO Mercedes AMG GT3
- 2 Ferdinand Habsburg Drivex School

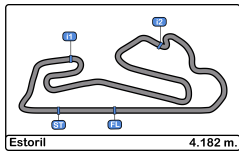
Lap D	Time	Sector 1	Sector 2	Sector 3	T. Spd	Elapsed
1	15:13:01.818	15:11:32.075	53.526	36.217		15:13:01.818
2	1:49.335	21.279	52.194	35.862	243.2	15:14:51.153
3	1:51.527	22.100	53.382	36.045	243.7	15:16:42.680
4	1:50.225	21.815	52.299	36.111	243.7	15:18:32.905
5	1:50.023	21.852	52.375	35.796	243.2	15:20:22.928
6	1:52.861	21.785	54.540	36.536	246.0	15:22:15.789
7	2:00.562 P	21.642	52.689	46.231	244.8	15:24:16.351
8	4:00.944	2:28.871	56.684	35.389		15:28:17.295
9	1:45.363	22.109	50.230	33.024	243.7	15:30:02.658
10	1:41.880	20.406	48.976	32.498	248.2	15:31:44.538
11	1:40.978	20.257	48.277	32.444	250.5	15:33:25.516
12	1:41.022	20.216	48.404	32.402	250.0	15:35:06.538
13	1:49.333 P	20.291	48.852	40.190	249.4	15:36:55.871
14	4:33.968	3:10.438	50.407	33.123		15:41:29.839
15	1:43.020	21.171	48.949	32.900	248.2	15:43:12.859
16	1:42.815	20.643	49.714	32.458	248.2	15:44:55.674
17	1:42.216	20.316	49.385	32.515	248.8	15:46:37.890
18	1:42.818	20.342	49.541	32.935	248.8	15:48:20.708
19	1:44.395	20.718	49.647	34.030	248.8	15:50:05.103
20	1:42.860	20.804	49.411	32.645	247.1	15:51:47.963
21	1:43.561	20.434	49.536	33.591	248.8	15:53:31.524
22	1:43.699	20.430	50.221	33.048	248.8	15:55:15.223
23	1:52.171 P	21.129	49.885	41.157	248.2	15:57:07.394

**63**

- 1 Giovanni Venturini PRO Lamborghini Huracan GT3
- 2 Jeroen Mul Imperiale Racing

Lap D	Time	Sector 1	Sector 2	Sector 3	T. Spd	Elapsed
1	15:39:08.867	15:37:46.677	49.223	32.967		15:39:08.867
2	1:42.156	20.386	49.070	32.700	247.7	15:40:51.023
3	1:41.455	20.305	48.411	32.739	250.0	15:42:32.478
4	1:41.139	20.306	48.570	32.263	251.1	15:44:13.617
5	1:47.385 P	20.102	48.445	38.838	252.3	15:46:01.002
6	5:50.368	4:25.762	50.942	33.664		15:51:51.370
7	1:41.664	20.216	49.104	32.344	251.1	15:53:33.034
8	1:49.525	20.403	49.498	39.624	251.1	15:55:22.559
9	1:54.071 P	20.641	49.008	44.422	250.0	15:57:16.630





**Circuito de Estoril**  
**International GT Open**  
**Private test - 2**  
**Lap Analysis**



**66**

- 1 Giulio Borlenghi AM Lamborghini Huracan GT3
- 2 Andrzej Lewandowski Vincenzo Sospiri Racing

Lap	D	Time	Sector 1	Sector 2	Sector 3	T. Spd	Elapsed
1		15:22:53.022	15:21:19.935	55.637	37.450		15:22:53.022
2		1:51.343	23.317	52.243	35.783	236.8	15:24:44.365
3		1:47.895	21.570	51.211	35.114	247.7	15:26:32.260
4		1:48.265	21.407	51.458	35.400	249.4	15:28:20.525
5		1:48.383	22.473	51.688	34.222	247.7	15:30:08.908
6		1:45.562	21.081	50.372	34.109	251.1	15:31:54.470
7		1:53.405 P	21.190	50.747	41.468	250.5	15:33:47.875
8		5:16.572	3:46.257	55.343	34.972		15:39:04.447
9		1:51.054	22.310	51.323	37.421	250.0	15:40:55.501
10		1:46.801	21.482	51.246	34.073	251.1	15:42:42.302
11		1:46.133	21.282	51.491	33.360	252.9	15:44:28.435
12		1:47.142	21.795	50.452	34.895	252.9	15:46:15.577
13		1:48.544	23.648	50.292	34.604	247.7	15:48:04.121
14		1:46.574	21.446	50.587	34.541	252.9	15:49:50.695
15		1:48.251	21.535	50.439	36.277	249.4	15:51:38.946
16		1:46.280	22.001	50.641	33.638	251.7	15:53:25.226
17		1:46.411	21.228	51.151	34.032	252.3	15:55:11.637
18		2:04.838 P	23.515	54.109	47.214	252.9	15:57:16.475

**71**

- 1 Alexander West PROAM Ferrari 488 GT3
- 2 Michele Rugolo Luzich Racing

Lap	D	Time	Sector 1	Sector 2	Sector 3	T. Spd	Elapsed
1		15:15:40.100	15:14:08.092	53.446	38.562		15:15:40.100
2		1:49.257	21.882	51.037	36.338	247.1	15:17:29.357
3		1:47.498	20.966	50.249	36.283	249.4	15:19:16.855
4		1:45.150	20.623	49.743	34.784	249.4	15:21:02.005
5		1:57.241 P	20.432	52.528	44.281	252.3	15:22:59.246
6		5:03.069	3:38.080	50.085	34.904		15:28:02.315
7		1:41.000	20.225	48.200	32.575	250.5	15:29:43.315
8		1:55.851	20.148	58.956	36.747	252.9	15:31:39.166
9		1:40.211	19.945	48.019	32.247	252.9	15:33:19.377
10		1:39.988	19.799	47.917	32.272	253.5	15:34:59.365
11		1:48.048 P	20.033	47.951	40.064	254.1	15:36:47.413
12		5:01.860	3:34.626	52.151	35.083		15:41:49.273
13		1:46.411	21.198	50.816	34.397	248.8	15:43:35.684
14		1:45.344	21.109	50.096	34.139	249.4	15:45:21.028
15		1:44.866	21.054	50.159	33.653	249.4	15:47:05.894
16		1:44.459	20.697	50.032	33.730	250.5	15:48:50.353
17		1:44.057	20.808	49.593	33.656	250.0	15:50:34.410
18		1:48.130	20.875	49.445	37.810	250.0	15:52:22.540
19		1:44.601	20.729	49.727	34.145	250.5	15:54:07.141
20		1:43.450	20.668	49.317	33.465	250.0	15:55:50.591
21		1:51.283 P	21.686	49.884	39.713	250.5	15:57:41.874

**96**

- 1 Bradley Ellis PROAM Audi R8 LMS
- 2 Oliver Wilkinson Optimum Motorsport

Lap	D	Time	Sector 1	Sector 2	Sector 3	T. Spd	Elapsed
1		15:28:23.972	15:26:57.030	51.983	34.959		15:28:23.972
2		1:43.216	21.087	48.898	33.231	246.5	15:30:07.188
3		1:42.179	20.489	48.790	32.900	250.5	15:31:49.367
4		1:42.470	20.606	48.719	33.145	251.1	15:33:31.837
5		1:41.851	20.489	48.746	32.616	250.0	15:35:13.688

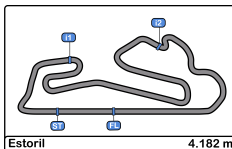
6		1:46.898 P	20.478	48.667	37.753	250.5	15:37:00.586
7		4:35.106	3:10.483	49.505	35.118		15:41:35.692
8		1:44.172	21.123	49.233	33.816	247.7	15:43:19.864
9		1:43.691	20.889	49.227	33.575	249.4	15:45:03.555
10		1:43.456	21.155	48.942	33.359	250.0	15:46:47.011
11		1:48.000 P	20.639	48.906	38.455	249.4	15:48:35.011
12		2:55.354	1:30.326	51.388	33.640		15:51:30.365
13		1:40.664	20.553	48.523	31.588	250.5	15:53:11.029
14		1:39.942	20.265	48.014	31.663	251.7	15:54:50.971
15		1:40.788	20.149	48.395	32.244	251.7	15:56:31.759
16		1:49.506 P	20.607	49.788	39.111	248.2	15:58:21.265

**99**

- 1 António Coimbra AM Mercedes AMG GT3
- 2 Luis Silva Sports and You

Lap	D	Time	Sector 1	Sector 2	Sector 3	T. Spd	Elapsed
1		15:15:04.141	15:13:17.562	1:03.535	43.044		15:15:04.141
2		2:04.710	26.354	57.074	41.282	194.2	15:17:08.851
3		1:55.474	24.210	54.251	37.013	223.6	15:19:04.325
4		1:49.379	22.318	51.684	35.377	244.3	15:20:53.704
5		1:47.799	21.543	51.023	35.233	247.7	15:22:41.503
6		1:46.408	21.331	50.340	34.737	246.0	15:24:27.911
7		1:44.737	21.071	49.685	33.981	247.7	15:26:12.648
8		1:44.077	21.043	49.177	33.857	250.5	15:27:56.725
9		1:43.547	20.766	49.203	33.578	248.8	15:29:40.272
10		1:43.172	20.682	49.420	33.070	250.5	15:31:23.444
11		1:42.556	20.543	49.188	32.825	251.1	15:33:06.000
12		1:51.189 P	20.599	49.489	41.101	252.9	15:34:57.189
13		8:25.714 P	6:42.081	57.708	45.925		15:43:22.903
14		3:00.367	1:31.838	52.946	35.583		15:46:23.270
15		1:51.355	22.503	53.891	34.961	246.0	15:48:14.625
16		1:50.953	22.806	52.646	35.501	247.1	15:50:05.578
17		1:49.128	22.585	51.537	35.006	237.8	15:51:54.706
18		1:48.822	21.682	52.276	34.864	248.2	15:53:43.528
19		1:58.642 P	21.257	50.473	46.912	248.8	15:55:42.170



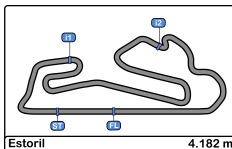


**Circuito de Estoril**  
**International GT Open**  
**Private test - 2**  
**Best Sectors Results**



Sector - 1				Sector - 2			Sector - 3			Ideal Lap vs Best Lap					
Clas	Nº	Driver	Time	Nº	Driver	Time	Nº	Driver	Time	Clas	Nº	Driver	Ideal Lap	Best Lap	Clas
1	71	West - Rugolo	19.799	11	Di Amato - Montermini	47.569	11	Di Amato - Montermini	31.488	1	11	Di Amato - Montermini	1:38.952	1:39.110	1
2	11	Di Amato - Montermini	19.895	20	Pierburg - Onslow-Cole	47.808	96	Ellis - Wilkinson	31.588	2	51	Pier Guidi - Mac	1:39.544	1:39.789	2
3	51	Pier Guidi - Mac	19.898	51	Pier Guidi - Mac	47.862	51	Pier Guidi - Mac	31.784	3	20	Pierburg - Onslow-Cole	1:39.750	1:40.057	5
4	63	Venturini - Mul	20.102	71	West - Rugolo	47.917	20	Pierburg - Onslow-Cole	31.836	4	96	Ellis - Wilkinson	1:39.751	1:39.942	3
5	20	Pierburg - Onslow-Cole	20.106	96	Ellis - Wilkinson	48.014	16	Hahn - Khodair	31.883	5	71	West - Rugolo	1:39.963	1:39.988	4
6	16	Hahn - Khodair	20.110	27	Crestani - Ramos	48.138	28	Sowery - Cipriani	31.904	6	16	Hahn - Khodair	1:40.161	1:40.199	6
7	96	Ellis - Wilkinson	20.149	16	Hahn - Khodair	48.168	27	Crestani - Ramos	31.958	7	27	Crestani - Ramos	1:40.359	1:40.752	8
8	25	Agostini - Breukers	20.189	62	Campbell-Walter -	48.277	19	Liang - Giammaria	32.058	8	28	Sowery - Cipriani	1:40.743	1:40.745	7
9	62	Campbell-Walter -	20.216	63	Venturini - Mul	48.411	12	Rees - Fioravanti	32.091	9	63	Venturini - Mul	1:40.776	1:41.139	11
10	27	Crestani - Ramos	20.263	3	Beirão da Veiga - Cruz	48.447	3	Beirão da Veiga - Cruz	32.137	10	12	Rees - Fioravanti	1:40.847	1:41.187	12
11	12	Rees - Fioravanti	20.300	28	Sowery - Cipriani	48.453	71	West - Rugolo	32.247	11	62	Campbell-Walter -	1:40.895	1:40.978	9
12	6	Costa - Ling	20.375	12	Rees - Fioravanti	48.456	63	Venturini - Mul	32.263	12	3	Beirão da Veiga - Cruz	1:40.981	1:40.989	10
13	28	Sowery - Cipriani	20.386	6	Costa - Ling	48.529	47	Rueda - Saravia	32.326	13	19	Liang - Giammaria	1:41.163	1:41.237	13
14	3	Beirão da Veiga - Cruz	20.397	19	Liang - Giammaria	48.645	6	Costa - Ling	32.361	14	6	Costa - Ling	1:41.265	1:41.276	14
15	47	Rueda - Saravia	20.448	25	Agostini - Breukers	48.648	62	Campbell-Walter -	32.402	15	25	Agostini - Breukers	1:41.318	1:41.584	16
16	19	Liang - Giammaria	20.460	47	Rueda - Saravia	48.724	25	Agostini - Breukers	32.481	16	47	Rueda - Saravia	1:41.498	1:41.525	15
17	99	Coimbra - Silva	20.543	99	Coimbra - Silva	49.177	99	Coimbra - Silva	32.825	17	99	Coimbra - Silva	1:42.545	1:42.556	17
18	66	Borlenghi -	21.081	66	Borlenghi -	50.292	7	Basso - Marques	33.210	18	66	Borlenghi -	1:44.733	1:45.562	19
19	7	Basso - Marques	21.397	7	Basso - Marques	50.561	66	Borlenghi -	33.360	19	7	Basso - Marques	1:45.168	1:45.217	18





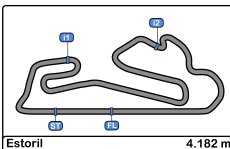
**Circuito de Estoril**  
**International GT Open**  
**Private test - 2**  
**Best 5 Lap Times**



Cl	Nº	Entrant/Team	Nat	Driver 1	Nat	Status	Driver 2	Nat	Status	Vehicle	Cat	Cl	Best 1		Best 2		Best 3		Best 4		Best 5	
													Time	Lap	Time	Lap	Time	Lap	Time	Lap	Time	Lap
1	11	RS Racing	ITA	Daniele Di Amato	ITA	Silver	Andrea Montermini	ITA	Gold	Ferrari 488 GT3	PRO	1	1:39.110	10	1:39.379	13	1:39.780	16	1:39.793	14	1:40.038	15
2	51	Luzich Racing	CHE	Alessandro Pier Guidi	ITA	Gold	Mikkel Mac	DNK	Gold	Ferrari 488 GT3	PRO	2	1:39.789	10	1:39.876	14	1:39.911	19	1:40.097	18	1:40.239	15
3	96	Optimum Motorsport	GBR	Bradley Ellis	GBR	Silver	Oliver Wilkinson	GBR	Bronze	Audi R8 LMS	PROAM	1	1:39.942	14	1:40.664	13	1:40.788	15	1:41.851	5	1:42.179	3
4	71	Luzich Racing	CHE	Alexander West	SWE	Bronze	Michele Rugolo	ITA	Gold	Ferrari 488 GT3	PROAM	2	1:39.988	10	1:40.211	9	1:41.000	7	1:43.450	20	1:44.057	17
5	20	SPS Automotive Performance	DEU	Valentin Pierburg	DEU	Bronze	Tom Onslow-Cole	GBR	Gold	Mercedes AMG GT3	PROAM	3	1:40.057	13	1:40.325	12	1:40.461	9	1:41.441	7	1:41.744	21
6	16	Drivex School	ESP	Marcelo Hahn	BRA	Bronze	Allam Khodair	BRA	Gold	Mercedes AMG GT3	PROAM	4	1:40.199	11	1:40.718	10	1:42.246	8	1:42.627	18	1:42.639	20
7	28	Daiko Lazarus Racing	ITA	Toby Sowery	GBR	Silver	Giuseppe Cipriani	ITA	Bronze	Lamborghini Huracan GT3	PROAM	5	1:40.745	9	1:40.974	7	1:40.995	12	1:41.201	13	1:41.370	11
8	27	Daiko Lazarus Racing	ITA	Fabrizio Crestani	ITA	Silver	Miguel Ramos	PTR	Bronze	Lamborghini Huracan GT3	PROAM	6	1:40.752	14	1:40.811	15	1:41.226	13	1:44.751	10	1:45.580	9
9	62	Drivex School	ESP	Jamie Campbell-Walter	GBR	Platinum	Ferdinand Habsburg	AUT	Silver	Mercedes AMG GT3	PRO	3	1:40.978	11	1:41.022	12	1:41.880	10	1:42.216	17	1:42.815	16
10	3	RACE / BMW Team Teo Martín	ESP	Lourenço Beirão da Veiga	PRT	Silver	Juan Cruz Álvarez	ARG	Silver	BMW M6 GT3	PRO	4	1:40.989	15	1:41.643	13	1:41.839	19	1:42.455	18	1:42.505	12
11	63	Imperiale Racing	ITA	Giovanni Venturini	ITA	Gold	Jeroen Mul	NLD	Silver	Lamborghini Huracan GT3	PRO	5	1:41.139	4	1:41.455	3	1:41.664	7	1:42.156	2	1:47.385	5
12	12	Ombra Racing	ITA	Fernando Rees	BRA	Gold	Damiano Fioravanti	ITA	Silver	Lamborghini Huracan GT3	PRO	6	1:41.187	10	1:41.298	12	1:41.334	11	1:41.760	18	1:41.772	9
13	19	Imperiale Racing	ITA	Jiatong Liang	CHN	Bronze	Raffaele Giammaria	ITA	Gold	Lamborghini Huracan GT3	PROAM	7	1:41.237	22	1:41.842	23	1:43.458	21	1:43.786	18	1:44.115	13
14	6	Vincenzo Sospiri Racing	ITA	Nicolas Costa	BRA	Silver	Kang Ling	CHN	Silver	Lamborghini Huracan GT3	PRO	7	1:41.276	7	1:41.889	5	1:42.379	6	1:43.164	8	1:43.421	15
15	47	RACE / BMW Team Teo Martín	ESP	Fran Rueda	ESP	Silver	Andrés Saravia	GTM	Silver	BMW M6 GT3	PRO	8	1:41.525	9	1:41.748	8	1:41.840	10	1:41.880	11	1:41.919	7
16	25	Imperiale Racing	ITA	Riccardo Agostini	ITA	Gold	Rik Breukers	DEU	Silver	Lamborghini Huracan GT3	PRO	9	1:41.584	5	1:41.656	4	1:41.791	9	1:41.979	3	1:42.434	8
17	99	Sports and You	PRT	António Coimbra	PRT	Bronze	Luis Silva	PRT	Bronze	Mercedes AMG GT3	AM	1	1:42.556	11	1:43.172	10	1:43.547	9	1:44.077	8	1:44.737	7
18	7	RACE / BMW Team Teo Martín	ESP	Márcio Basso	BRA	Bronze	Thiago Marques	BRA	Bronze	BMW M6 GT3	AM	2	1:45.217	12	1:47.778	7	1:47.990	18	1:48.283	17	1:48.317	16
19	66	Vincenzo Sospiri Racing	ITA	Giulio Borlenghi	BRA	Bronze	Andrzej Lewandowski	POL	Bronze	Lamborghini Huracan GT3	AM	3	1:45.562	6	1:46.133	11	1:46.280	16	1:46.411	17	1:46.574	14





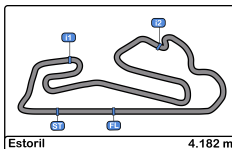


**Circuito de Estoril**  
**International GT Open**  
**Private test - 2**  
**Best 5 Top Speeds**



Cl	Nº	Entrant/Team	Nat	Driver 1	Nat	Status	Driver 2	Nat	Status	Vehicle	Cat	Top 1		Top 2		Top 3		Top 4		Top 5		Avg	
												Km/h	Lap	Km/h	Lap	Km/h	Lap	Km/h	Lap	Km/h	Lap		
1	6	Vincenzo Sospiri Racing	ITA	Nicolas Costa	BRA	Silver	Kang Ling	CHN	Silver	Lamborghini Huracan GT3	PRO	1	257.7	9	255.9	4	255.9	5	255.9	6	255.9	8	256.2
2	3	RACE / BMW Team Teo Martín	ESP	Lourenço Beirão da Veiga	PRT	Silver	Juan Cruz Álvarez	ARG	Silver	BMW M6 GT3	PRO	2	255.3	13	255.3	20	254.1	14	254.1	15	254.1	19	254.5
3	12	Ombra Racing	ITA	Fernando Rees	BRA	Gold	Damiano Fioravanti	ITA	Silver	Lamborghini Huracan GT3	PRO	3	254.7	13	254.1	11	254.1	12	254.1	18	253.5	10	254.1
4	20	SPS Automotive Performance	DEU	Valentin Pierburg	DEU	Bronze	Tom Onslow-Cole	GBR	Gold	Mercedes AMG GT3	PROAM	1	254.1	14	253.5	12	252.9	13	252.3	17	252.3	22	253.0
5	47	RACE / BMW Team Teo Martín	ESP	Fran Rueda	ESP	Silver	Andrés Saravia	GTM	Silver	BMW M6 GT3	PRO	4	254.1	5	254.1	10	253.5	6	253.5	9	252.9	12	253.6
6	51	Luzich Racing	CHE	Alessandro Pier Guidi	ITA	Gold	Mikkel Mac	DNK	Gold	Ferrari 488 GT3	PRO	5	254.1	17	254.1	19	253.5	16	253.5	18	252.9	4	253.6
7	71	Luzich Racing	CHE	Alexander West	SWE	Bronze	Michele Rugolo	ITA	Gold	Ferrari 488 GT3	PROAM	2	254.1	11	253.5	10	252.9	8	252.9	9	252.3	5	253.1
8	11	RS Racing	ITA	Daniele Di Amato	ITA	Silver	Andrea Montermini	ITA	Gold	Ferrari 488 GT3	PRO	6	253.5	11	252.9	10	251.7	14	251.1	7	251.1	13	252.1
9	16	Drivex School	ESP	Marcelo Hahn	BRA	Bronze	Allam Khodair	BRA	Gold	Mercedes AMG GT3	PROAM	3	253.5	11	253.5	12	253.5	22	252.9	19	252.3	10	253.1
10	66	Vincenzo Sospiri Racing	ITA	Giulio Borlenghi	BRA	Bronze	Andrzej Lewandowski	POL	Bronze	Lamborghini Huracan GT3	AM	1	252.9	11	252.9	12	252.9	14	252.9	18	252.3	17	252.8
11	99	Sports and You	PRT	António Coimbra	PRT	Bronze	Luis Silva	PRT	Bronze	Mercedes AMG GT3	AM	2	252.9	12	251.1	11	250.5	8	250.5	10	248.8	9	250.8
12	63	Imperiale Racing	ITA	Giovanni Venturini	ITA	Gold	Jeroen Mul	NLD	Silver	Lamborghini Huracan GT3	PRO	7	252.3	5	251.1	4	251.1	7	251.1	8	250.0	3	251.1
13	25	Imperiale Racing	ITA	Riccardo Agostini	ITA	Gold	Rik Breukers	DEU	Silver	Lamborghini Huracan GT3	PRO	8	251.7	8	251.7	13	251.1	5	251.1	6	251.1	10	251.3
14	28	Daiko Lazarus Racing	ITA	Toby Sowery	GBR	Silver	Giuseppe Cipriani	ITA	Bronze	Lamborghini Huracan GT3	PROAM	4	251.7	7	251.7	10	251.1	12	251.1	13	250.5	8	251.2
15	96	Optimum Motorsport	GBR	Bradley Ellis	GBR	Silver	Oliver Wilkinson	GBR	Bronze	Audi R8 LMS	PROAM	5	251.7	14	251.7	15	251.1	4	250.5	3	250.5	6	251.1
16	19	Imperiale Racing	ITA	Jiatong Liang	CHN	Bronze	Raffaele Giammaria	ITA	Gold	Lamborghini Huracan GT3	PROAM	6	251.1	13	249.4	19	248.8	16	248.8	18	248.8	23	249.4
17	62	Drivex School	ESP	Jamie Campbell-Walter	GBR	Platinum	Ferdinand Habsburg	AUT	Silver	Mercedes AMG GT3	PRO	9	250.5	11	250.0	12	249.4	13	248.8	17	248.8	18	249.5
18	7	RACE / BMW Team Teo Martín	ESP	Márcio Basso	BRA	Bronze	Thiago Marques	BRA	Bronze	BMW M6 GT3	AM	3	250.0	13	248.2	10	248.2	12	248.2	18	247.7	15	248.5
19	27	Daiko Lazarus Racing	ITA	Fabrizio Crestani	ITA	Silver	Miguel Ramos	PTR	Bronze	Lamborghini Huracan GT3	PROAM	7	250.0	16	249.4	14	249.4	15	247.7	4	247.1	8	248.7



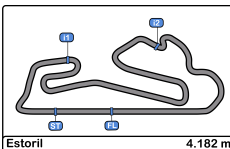


**Circuito de Estoril**  
**International GT Open**  
**Private test - 2**  
**Fastest Laps Sequence**



Lap	Time of Day	Session Time	Nº	Entrant/Team	Nat	Driver 1	Nat	Status	Driver 2	Nat	Status	Vehicle	Cat	Time	Km/h
2	15:09:34.833	9:34.833	3	RACE / BMW Team Teo Martín	ESP	Lourenço Beirão da	PRT	Silver	Juan Cruz Álvarez	ARG	Silver	BMW M6 GT3	PRO	2:05.651	119.8
2	15:11:17.185	11:17.185	27	Daiko Lazarus Racing	ITA	Fabrizio Crestani	ITA	Silver	Miguel Ramos	PTR	Bronze	Lamborghini Huracan GT3	PROAM	1:50.676	136.0
3	15:13:04.978	13:04.978	27	Daiko Lazarus Racing	ITA	Fabrizio Crestani	ITA	Silver	Miguel Ramos	PTR	Bronze	Lamborghini Huracan GT3	PROAM	1:47.793	139.6
4	15:14:51.766	14:51.766	27	Daiko Lazarus Racing	ITA	Fabrizio Crestani	ITA	Silver	Miguel Ramos	PTR	Bronze	Lamborghini Huracan GT3	PROAM	1:46.788	140.9
4	15:17:14.442	17:14.442	20	SPS Automotive Performance	DEU	Valentin Pierburg	DEU	Bronze	Tom Onslow-Cole	GBR	Gold	Mercedes AMG GT3	PROAM	1:45.318	142.9
5	15:20:41.080	20:41.080	51	Luzich Racing	CHE	Alessandro Pier Guidi	ITA	Gold	Mikkel Mac	DNK	Gold	Ferrari 488 GT3	PRO	1:44.442	144.1
6	15:22:24.973	22:24.973	51	Luzich Racing	CHE	Alessandro Pier Guidi	ITA	Gold	Mikkel Mac	DNK	Gold	Ferrari 488 GT3	PRO	1:43.893	144.9
7	15:24:13.509	24:13.509	20	SPS Automotive Performance	DEU	Valentin Pierburg	DEU	Bronze	Tom Onslow-Cole	GBR	Gold	Mercedes AMG GT3	PROAM	1:41.441	148.4
9	15:27:35.796	27:35.796	20	SPS Automotive Performance	DEU	Valentin Pierburg	DEU	Bronze	Tom Onslow-Cole	GBR	Gold	Mercedes AMG GT3	PROAM	1:40.461	149.8
10	15:32:27.316	32:27.316	51	Luzich Racing	CHE	Alessandro Pier Guidi	ITA	Gold	Mikkel Mac	DNK	Gold	Ferrari 488 GT3	PRO	1:39.789	150.8
10	15:42:44.862	42:44.862	11	RS Racing	ITA	Daniele Di Amato	ITA	Silver	Andrea Montermini	ITA	Gold	Ferrari 488 GT3	PRO	1:39.110	151.9



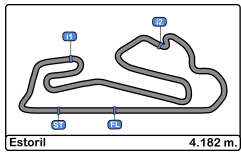


**Circuito de Estoril**  
**International GT Open**  
**Private test - 2**  
**Event Best Maximum Speed**

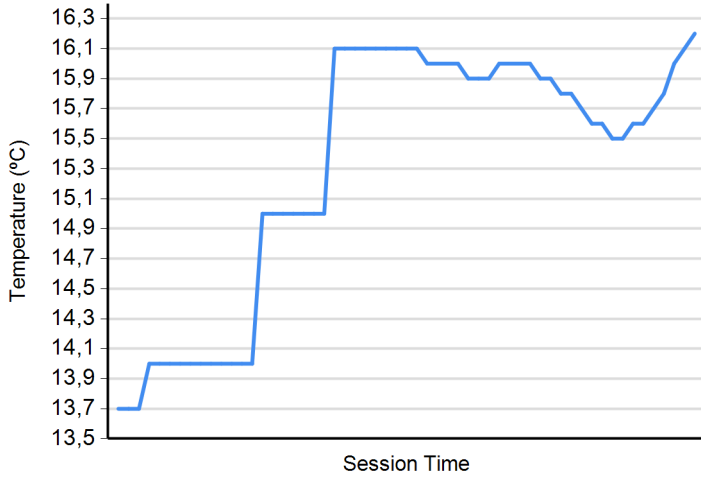


Nº	Entrant/Team	Nat	Driver 1	Nat	Status	Driver 2	Nat	Status	Vehicle	Cat	Km/h	Session
3	RACE / BMW Team Teo Martín	ESP	Lourenço Beirão da	PRT	Silver	Juan Cruz Álvarez	ARG	Silver	BMW M6 GT3	PRO	257.7	Private test - 1
6	Vincenzo Sospiri Racing	ITA	Nicolas Costa	BRA	Silver	Kang Ling	CHN	Silver	Lamborghini Huracan GT3	PRO	257.7	Private test - 2
47	RACE / BMW Team Teo Martín	ESP	Fran Rueda	ESP	Silver	Andrés Saravia	GTM	Silver	BMW M6 GT3	PRO	256.5	Private test - 1
51	Luzich Racing	CHE	Alessandro Pier Guidi	ITA	Gold	Mikkel Mac	DNK	Gold	Ferrari 488 GT3	PRO	255.9	Private test - 1
63	Imperiale Racing	ITA	Giovanni Venturini	ITA	Gold	Jeroen Mul	NLD	Silver	Lamborghini Huracan GT3	PRO	255.3	Private test - 1
12	Ombra Racing	ITA	Fernando Rees	BRA	Gold	Damiano Fioravanti	ITA	Silver	Lamborghini Huracan GT3	PRO	255.3	Private test - 1
16	Drivex School	ESP	Marcelo Hahn	BRA	Bronze	Allam Khodair	BRA	Gold	Mercedes AMG GT3	PROAM	254.7	Private test - 1
28	Daiko Lazarus Racing	ITA	Toby Sowery	GBR	Silver	Giuseppe Cipriani	ITA	Bronze	Lamborghini Huracan GT3	PROAM	254.1	Private test - 1
11	RS Racing	ITA	Daniele Di Amato	ITA	Silver	Andrea Montermini	ITA	Gold	Ferrari 488 GT3	PRO	254.1	Private test - 1
71	Luzich Racing	CHE	Alexander West	SWE	Bronze	Michele Rugolo	ITA	Gold	Ferrari 488 GT3	PROAM	254.1	Private test - 1
20	SPS Automotive Performance	DEU	Valentin Pierburg	DEU	Bronze	Tom Onslow-Cole	GBR	Gold	Mercedes AMG GT3	PROAM	254.1	Private test - 2
27	Daiko Lazarus Racing	ITA	Fabrizio Crestani	ITA	Silver	Miguel Ramos	PTR	Bronze	Lamborghini Huracan GT3	PROAM	253.5	Private test - 1
25	Imperiale Racing	ITA	Riccardo Agostini	ITA	Gold	Rik Breukers	DEU	Silver	Lamborghini Huracan GT3	PRO	252.9	Private test - 1
99	Sports and You	PRT	António Coimbra	PRT	Bronze	Luis Silva	PRT	Bronze	Mercedes AMG GT3	AM	252.9	Private test - 2
66	Vincenzo Sospiri Racing	ITA	Giulio Borlenghi	BRA	Bronze	Andrzej Lewandowski	POL	Bronze	Lamborghini Huracan GT3	AM	252.9	Private test - 2
96	Optimum Motorsport	GBR	Bradley Ellis	GBR	Silver	Oliver Wilkinson	GBR	Bronze	Audi R8 LMS	PROAM	252.3	Private test - 1
62	Drivex School	ESP	Jamie Campbell-Walter	GBR	Platinum	Ferdinand Habsburg	AUT	Silver	Mercedes AMG GT3	PRO	251.1	Private test - 1
19	Imperiale Racing	ITA	Jiatong Liang	CHN	Bronze	Raffaele Giammaria	ITA	Gold	Lamborghini Huracan GT3	PROAM	251.1	Private test - 2
74	HTP Motorsport / MS Racing	AUT	Alexander Hrachowina	AUT	Bronze	Martin Konrad	AUT	Bronze	Mercedes AMG GT3	AM	250.5	Private test - 1
7	RACE / BMW Team Teo Martín	ESP	Márcio Basso	BRA	Bronze	Thiago Marques	BRA	Bronze	BMW M6 GT3	AM	250.0	Private test - 2

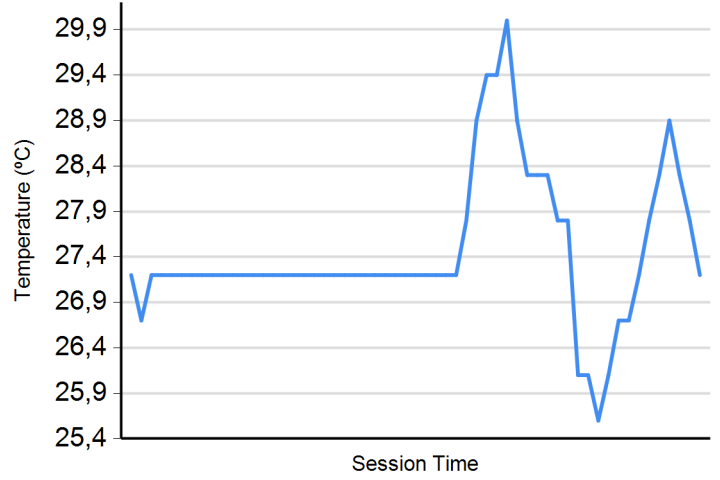


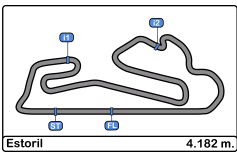


**Air Temperature**



**Track Temperature**





**Circuito de Estoril**  
**Euroformula Open**  
**Private test - 1 & 2 combined results**



Cls	Nº	Entrant	Nat	Driver	Nat	Cat	Cls	Chassis	Team	Laps	Private test - 1		Private test - 2		Best	Gap	Interval	Km/h
1	10	RACE	ESP	Bent Viscaal	NLD	R	1	Dallara F312	Teo Martin Motorsport	57	1:46.901	17	<b>1:34.708</b>	10	<b>1:34.708</b>			158.9
2	28	Carlin Motorsport	GBR	Cameron Das	USA			Dallara F312	Carlin Motorsport	58	1:45.644	24	<b>1:35.047</b>	14	<b>1:35.047</b>	0.339	0.339	158.3
3	34	Carlin Motorsport	GBR	Matheus Iorio	BRA			Dallara F312	Carlin Motorsport	53	1:44.773	22	<b>1:35.106</b>	14	<b>1:35.106</b>	0.398	0.059	158.2
4	7	Drivex School	ESP	Jannes Fittje	DEU			Dallara F312	Drivex School	51	1:45.997	24	<b>1:35.135</b>	15	<b>1:35.135</b>	0.427	0.029	158.2
5	19	Fortec Motorsport	GBR	Petru Florescu	ROU			Dallara F312	Fortec Motorsport	52	1:46.620	24	<b>1:35.154</b>	11	<b>1:35.154</b>	0.446	0.019	158.2
6	4	RP Motorsport	ITA	Felipe Drugovich	BRA			Dallara F312	RP Motorsport	46	1:46.029	26	<b>1:35.267</b>	10	<b>1:35.267</b>	0.559	0.113	158.0
7	18	Campos Racing	ESP	Marcos Siebert	ARG			Dallara F312	Campos Racing	45	1:46.933	22	<b>1:35.703</b>	8	<b>1:35.703</b>	0.995	0.436	157.3
8	8	Drivex School	ESP	Lukas Dunner	AUT	R	2	Dallara F312	Drivex School	56	1:46.781	38	<b>1:35.845</b>	15	<b>1:35.845</b>	1.137	0.142	157.0
9	21	Fortec Motorsport	GBR	Calan Williams	AUS			Dallara F312	Fortec Motorsport	30	1:50.395	16	<b>1:35.874</b>	12	<b>1:35.874</b>	1.166	0.029	157.0
10	1	RP Motorsport	ITA	Alex Karkosik	POL			Dallara F312	RP Motorsport	48	1:46.426	29	<b>1:36.765</b>	6	<b>1:36.765</b>	2.057	0.891	155.5
11	77	RP Motorsport	ITA	Guilherme Samaia	BRA			Dallara F312	RP Motorsport	44	1:47.162	28	<b>1:36.786</b>	11	<b>1:36.786</b>	2.078	0.021	155.5
12	51	RP Motorsport	ITA	Aldo Festante	ITA	R	3	Dallara F312	RP Motorsport	43	1:47.936	29	<b>1:36.820</b>	8	<b>1:36.820</b>	2.112	0.034	155.4
13	32	RACE	ESP	Moritz Müller-Creppon	CHE	R	4	Dallara F312	Teo Martin Motorsport	48	1:47.866	28	<b>1:36.983</b>	11	<b>1:36.983</b>	2.275	0.163	155.2
14	3	RP Motorsport	ITA	Michael Benyahia	MAR			Dallara F312	RP Motorsport	47	1:46.449	33	<b>1:37.010</b>	11	<b>1:37.010</b>	2.302	0.027	155.1
15	12	Drivex School	ESP	Christian Hahn	BRA			Dallara F312	Drivex School	49	1:46.387	11	<b>1:37.070</b>	9	<b>1:37.070</b>	2.362	0.060	155.0
16	15	Campos Racing	ESP	Yves Baltas	USA	R	5	Dallara F312	Campos Racing	45	1:50.761	22	<b>1:38.625</b>	6	<b>1:38.625</b>	3.917	1.555	152.6

Published at:.....

<b>Stewards:</b>	<b>Race Director:</b>	<b>Timekeeper:</b>

