



ADAC GT Masters

Result List Race 1



Provisional

Sachsenring, Length: 3645m
 Air temperature: 23.71°C
 Track temperature: 27.62°C
 Weather condition: Dry

DMSB Reg. Nr.: DMSB 263/18

Amended
 8.9.2018 - 16:53

Saturday, September 8, 2018 15:00:00

started : 34 classified : 28 not classified : 6

Drivers	Team	Car	Laps	Total Time	Gap	Kph	Lap	Time	Kph
1									
28 S.van der Linde(ZAF)(J)/K.van der Linde(ZAF)	MontaplastbyLand-Motorsport(DEU)	Audi R8 LMS	41	59:28.677	4.822	150.4	15	1:20.562	162.8
20 N.Sylvest(DNK)(J)/K.Schramm(DEU)(J)	TeamZAKSPEEDBKKMobilOilRacing	Mercedes-AMG GT3	41	59:46.155	22.300	149.7	16	1:20.492	163.0
42 M.Jensen(DEN)(J)/T.Scheider(DEU)	BMW Team Schnitzer(DEU)	BMW M6 GT3	41	59:52.262	28.407	149.5	6	1:20.878	162.2
48 I.Dontje(NLD)(J)/M.Buhk(DEU)	MANN-FILTER Team HTP(DEU)	Mercedes-AMG GT3	41	59:52.606	28.751	149.5	12	1:20.853	162.2
26 J.Schmidt(CHE)(J)/S.Mücke(DEU)	BWT Mücke Motorsport(DEU)	Audi R8 LMS	41	59:53.088	29.233	149.5	12	1:21.014	161.9
24 M.Ortmann(DEU)(J)/M.Winkelhock(DEU)	BWT Mücke Motorsport(DEU)	Audi R8 LMS	41	59:53.838	29.983	149.5	20	1:21.321	161.3
25 R.Feller(CHE)(J)/C.Haase(DEU)	BWT Mücke Motorsport(DEU)	Audi R8 LMS	41	59:54.160	30.305	149.6	16	1:20.973	162.0
29 C.Mies(DEU)/A.Riberas(ESP)	MontaplastbyLand-Motorsport(DEU)	Audi R8 LMS	41	1:00:01.088	37.233	149.2	7	1:21.213	161.5
53 A.Vainio(FIN)(J)/M.Beretta(ITA)(J)	Team Rosberg(DEU)	Lamborghini Huracan GT3	41	1:00:01.521	37.666	149.3	25	1:21.368	161.2
7 L.Ludwig(DEU)/D.Rigon(ITA)	HB Racing(AUT)	Ferrari 488 GT3	41	1:00:01.538	37.683	149.3	28	1:21.384	161.2
5 M.Hofer(AUT)(J)/P.Ellis(GBR)(J)	Phoenix Racing(DEU)	Audi R8 LMS	41	1:00:01.999	38.144	149.1	16	1:21.319	161.3
14 C.Zöchling(AUT)/J.Klingmann(DEU)	MRS GT-Racing(DEU)	BMW M6 GT3	41	1:00:13.020	49.165	148.9	16	1:21.603	160.8
6 O.Tunjo(COL)(J)/I.Lukashevich(RUS)	Phoenix Racing(DEU)	Audi R8 LMS	41	1:00:16.373	52.518	148.6	16	1:21.442	161.1
19 E.Perez Companc(ARG)(J)/M.Mapelli(ITA)	GRT Grasser-Racing-Team(AUT)	Lamborghini Huracan GT3	41	1:00:16.484	52.629	148.7	19	1:21.828	160.3
84 P.Assenheimer(DEU)(J)/M.Engel(DEU)	AutoArenA Motorsport(DEU)	Mercedes-AMG GT3	41	1:00:16.755	52.900	148.9	13	1:21.708	160.5
18 A.de Leener(BEL)/K.Bachler(AUT)	KÜS TEAM75 Bernhard(DEU)	Porsche 911 GT3 R	41	1:00:16.887	53.032	148.9	29	1:21.049	161.9
69 J.Slooten(DEU)(T)/L.Luhr(DEU)	IronForce by RING POLICE(DEU)	Porsche 911 GT3 R	41	1:00:17.008	53.153	148.7	18	1:21.366	161.2
21 L.Stolz(DEU)(J)/S.Asch(DEU)	TeamZAKSPEEDBKKMobilOilRacing	Mercedes-AMG GT3	41	1:00:17.494	53.639	148.6	35	1:21.502	161.0
13 C.Hürtgen(DEU)(T)/S.Barth(DEU)(T)	RWT Racing(AUT)	Corvette C7 GT3	41	1:00:18.346	54.491	148.8	5	1:21.489	161.0
12 F.Spengler(DEU)/D.Vanthoor(BEL)	EFP by TECE(DEU)	Audi R8 LMS	41	1:00:21.909	58.054	148.6	25	1:21.852	160.3
35 J.Judek(DEU)(J)/J.Eriksson(SWE)	Team Rosberg(DEU)	Lamborghini Huracan GT3	41	1:00:22.776	58.921	148.6	40	1:21.657	160.6
3 N.Rogivue(CHE)(J)/F.Vervisch(BEL)	Aust Motorsport(DEU)	Audi R8 LMS	41	1:00:27.986	1:04.131	148.4	24	1:21.872	160.2
11 E.Erhart(DEU)/P.Kaffer(DEU)	EFP by TECE(DEU)	Audi R8 LMS	41	1:00:32.252	1:08.397	148.2	32	1:21.902	160.2
4 R.Lips(CHE)(T)/M.Hackländer(DEU)	Aust Motorsport(DEU)	Audi R8 LMS	41	1:00:32.932	1:09.077	148.3	32	1:22.093	159.8
9 C.Dreyspring(DEU)(J)/G.Maggi(CHE)(J)	Honda Team Schubert Motorsport(DEU)	Honda NSX GT3	41	1:00:33.716	1:09.861	148.0	14	1:22.150	159.7
63 M.Bortolotti(ITA)/A.Caldarelli(ITA)	ORANGE1 by GRT Grasser(AUT)	Lamborghini Huracan GT3	35	52:16.127	6 LAPS	146.2	16	1:21.304	161.3
43 D.Marschall(DEU)(J)/V.Bouvang(SWE)(J)	BMW Team Schnitzer(DEU)	BMW M6 GT3	34	51:09.919	7 LAPS	145.2	16	1:21.848	160.3
Not classified									
33 F.Salaquarda(CZE)/F.Stippler(DEU)	Team ISR(CZE)	Audi R8 LMS	14	51:11.534	27 LAPS	57.2	13	1:20.545	162.9
99 R.Renauer(DEU)/M.Jaminet(FRA)	Precote Herberth Motorsport(DEU)	Porsche 911 GT3 R	8	12:52.714	33 LAPS	134.7	5	1:23.054	157.9
1 M.Kirchhöfer(DEU)/D.Keilwitz(DEU)	Callaway Competition(DEU)	Corvette C7 GT3	7	11:10.978	34 LAPS	134.9	5	1:22.425	159.1
82 R.Ineichen(CHE)(T)/C.Engelhart(DEU)	GRT Grasser-Racing-Team(AUT)	Lamborghini Huracan GT3	6	9:44.396	35 LAPS	133.1	6	1:22.746	158.5
47 M.Pommer(DEU)/M.Götz(DEU)	MANN-FILTER Team HTP(DEU)	Mercedes-AMG GT3	1	1:26.979	40 LAPS				
50 P.Geipel(DEU)/R.Frey(CHE)	YACO Racing(DEU)	Audi R8 LMS	1	1:27.357	40 LAPS				

result subject of decision of court appeal, concerning car no. 17

Subject to final scrutineering!

Publication time:	Clerk of the Course: Marcel Putsche	Timekeeper: Steffen Ruhl
-------------------	-------------------------------------	--------------------------

ver: 1.1

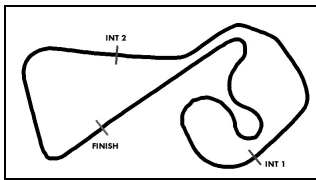
www.adac.de/motorsport

Page 1/1 printed: 8.9.2018 16:53



ADAC Vorteilsprogramm





ADAC GT Masters



Sector List Race 1

Provisional

Sachsenring, Length: 3645m

Air temperature: 23.71°C

Track temperature: 27.62°C

Weather condition: Dry

DMSB Reg. Nr.: DMSB 263/18

Saturday, September 8, 2018 15:00:00

Lap	Time	SE1	SP1	SE2	SP2	SE3	SP3	TSP	Lap	Time	SE1	SP1	SE2	SP2	SE3	SP3	TSP
1 Kirchhöfer, DEU / Keilwitz, DEU									theoretical besttime: 1:22.335								
1	1:27.684	47.145		18.682		21.857	174	191	5	1:22.425	42.753		18.152		21.520	175	224
2	1:29.100	43.256		18.193		27.651	79	225	6	1:22.777	42.663		18.351		21.763	173	225
3	2:00.730	1:01.370		28.612		30.748	101	174	7	1:30.018	43.316		20.494		26.208	60	221
4	1:58.244	58.326		29.901		30.017	175	197									

3 Rogivue, CHE / Vervisch, BEL									theoretical besttime: 1:21.872								
1	1:32.264	49.486		20.587		22.191	171	184	22	1:23.642	43.246		18.269		22.127	170	219
2	1:32.912	44.555		20.897		27.460	99	218	23	1:22.668	42.898		18.172		21.598	170	218
3	2:00.936	1:00.251		29.382		31.303	107	133	24	1:21.872	42.317		18.073		21.482	169	218
4	1:53.809	56.316		29.173		28.320	171	182	25	1:22.124	42.438		18.146		21.540	170	218
5	1:23.250	42.939		18.529		21.782	171	218	26	1:22.367	42.443		18.309		21.615	168	218
6	1:23.183	42.801		18.514		21.868	170	218	27	1:23.344	42.670					170	218
7	1:23.838	42.856		18.533		22.449	165	218	28	1:22.897	42.922		18.237		21.738	169	222
8	1:25.063	43.132		18.913		23.018	151	216	29	1:22.293	42.507		18.204		21.582	170	218
9	1:58.185	47.631		30.966		39.588	123	199	30	1:23.131	42.667		18.617		21.847	169	218
10	1:54.419	54.460		30.162		29.797	173	174	31	1:22.509	42.634		18.209		21.666	169	217
11	1:24.096	43.357		19.149		21.590	171	219	32	1:22.434	42.664		18.091		21.679	170	217
12	1:22.835	42.745		18.379		21.711	170	219	33	1:22.843	42.798		18.306		21.739	169	219
13	1:22.782	42.783		18.336		21.663	170	217	34	1:25.488	45.016		18.561		21.911	169	219
14	1:22.893	42.790		18.332		21.771	170	217	35	1:22.498	42.716		18.226		21.556	171	218
15	1:22.901	42.808		18.301		21.792	170	218	36	1:22.705	42.764		18.268		21.673	169	219
16	1:23.168	42.857		18.463		21.848	171	217	37	1:22.686	42.660		18.309		21.717	171	219
17	1:25.493	42.681		18.218		24.594	58	217	38	1:22.575	42.682		18.145		21.748	170	220
18	2:31.309	1:51.007		18.585		21.717	170		39	1:22.628	42.589		18.327		21.712	168	217
19	1:22.720	42.792		18.255		21.673	164	217	40	1:22.377	42.768		18.091		21.518	169	216
20	1:22.572	42.637		18.216		21.719	169	216	41	1:22.625	43.005				169		218
21	1:23.652	42.868		18.593		22.191	169	217									

4 Lips, CHE / Hackländer, DEU									theoretical besttime: 1:21.872								
1	1:34.592	50.827		20.002		23.763	169	181	22	1:22.449	42.602		18.190		21.657	170	218
2	1:40.173	43.583		32.673		23.917	165	217	23	1:22.230	42.299		18.303		21.628	170	219
3	1:54.975	52.242		29.849		32.884	102	214	24	1:22.235	42.562		18.110		21.563	171	219
4	1:51.525	55.440		28.044		28.041	171	145	25	1:22.838	42.946		18.306		21.586	171	219
5	1:24.006	43.295		18.643		22.068	170	218	26	1:22.535	42.463		18.284		21.788	170	219
6	1:24.213	42.801		19.335		22.077	168	217	27	1:22.763	42.638		18.253		21.872	171	219
7	1:24.331	43.318		18.501		22.512	165	216	28	1:22.941	42.719		18.342		21.880	171	219
8	1:25.684	43.102		19.045		23.537	155	216	29	1:24.142	43.667		18.674		21.801	170	219
9	1:59.876	47.064		30.733		42.079	80	180	30	1:24.586	43.727		18.614		22.245	170	219
10	1:50.614	51.808		29.228		29.578	171	190	31	1:22.930	42.960		18.241		21.729	171	219
11	1:24.908	43.434		18.593		22.881	171	218	32	1:22.093	42.451		18.025		21.617	171	218
12	1:23.806	43.384		18.615		21.807	169	220	33	1:22.227	42.401		18.187		21.639	170	219
13	1:23.363	42.936		18.586		21.841	169	217	34	1:22.350	42.448		18.140		21.762	169	219
14	1:23.451	42.981		18.560		21.910	169	217	35	1:22.945	42.439		18.744		21.762	171	217
15	1:26.695	42.906		18.464		25.325	44	216	36	1:22.668	42.615		18.374		21.679	171	219
16	2:31.131	1:51.368		18.215		21.548	170		37	1:22.357	42.368		18.271		21.718	173	219
17	1:22.621	42.706		18.245		21.670	171	218	38	1:22.318	42.419		18.342		21.557	173	219
18	1:22.993	42.782		18.537		21.674	171	219	39	1:22.729	42.695		18.271		21.763	170	219
19	1:22.106	42.342		18.155		21.609	171	219	40	1:23.603	43.087		18.430		22.086	170	219
20	1:22.536	42.406		18.356		21.774	171	219	41	1:23.843	43.579		18.505		21.759	171	221
21	1:22.551	42.478		18.373		21.700	170	219									

5 Hofer, AUT / Ellis, GBR									theoretical besttime: 1:21.074								
1	1:23.954	44.400		18.099		21.455	170	183	22	1:21.989	42.452		18.069		21.468	173	219
2	1:27.018	42.328		18.065		26.625	110	219	23	1:22.023	42.303		18.270		21.450	171	219
3	2:00.264	1:00.725		28.859		30.680	116	183	24	1:21.685	42.279		17.923		21.483	169	219
4	2:01.489	58.218		30.853		32.418	171	162	25	1:21.513	42.050		17.913		21.550	169	219
5	1:22.646	42.841		18.135		21.670	169	219	26	1:21.759	42.229		17.968		21.562	171	218
6	1:24.089	42.339		19.461		22.289	166	217	27	1:21.895	42.303		18.066		21.526	170	218
7	1:21.713	42.268		18.045		21.400	169	215	28	1:21.712	42.282		17.911		21.519	169	219
8	1:22.804	42.102		18.049		22.653	152	216	29	1:21.456	42.205		17.774		21.477	169	217
9	1:57.907	51.008		31.765		35.134	114	180	30	1:21.579	42.204		17.813		21.562	170	218
10	2:01.906	58.146		30.697		33.063	168	147	31	1:21.535	42.277		17.828		21.430	171	218

ver: 1.0

www.adac.de/motorsport

Page 1/ 11 printed: 8.9.2018 16:04

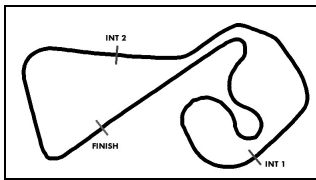


ADAC Vorteilsprogramm



Premium-Serienpartner





ADAC GT Masters



Sector List Race 1

Provisional

Sachsenring, Length: 3645m

Air temperature: 23.71°C

Track temperature: 27.62°C

Weather condition: Dry

DMSB Reg. Nr.: DMSB 263/18

Saturday, September 8, 2018 15:00:00

Lap	Time	SE1	SP1	SE2	SP2	SE3	SP3	TSP	Lap	Time	SE1	SP1	SE2	SP2	SE3	SP3	TSP
11	1:23.550	43.298		18.714		21.538	169	217	32	1:21.655	42.393		17.873		21.389	171	218
12	1:21.631	42.088		18.021		21.522	171	217	33	1:21.992	42.535		17.835		21.622	169	219
13	1:22.084	42.184		18.043		21.857	169	217	34	1:21.872	42.407		17.999		21.466	168	219
14	1:21.556	42.284		17.942		21.330	169	217	35	1:22.189	42.515		18.002		21.672	169	219
15	1:21.526	42.156		17.941		21.429	169	217	36	1:21.860	42.380		17.953		21.527	173	219
16	1:21.319	41.970		17.949		21.400	169	217	37	1:23.270	43.062		18.224		21.984	169	219
17	1:24.949	42.945		17.941		24.063	59	216	38	1:23.147	42.646		18.885		21.616	170	219
18	2:36.219	1:56.460		18.321		21.438	170		39	1:22.182	42.446		18.061		21.675	169	219
19	1:21.466	42.103		17.948		21.415	170	218	40	1:22.118	42.571		17.904		21.643	170	218
20	1:21.489	42.109		17.956		21.424	170	218	41	1:22.373	42.536		17.940		21.897	169	219
21	1:22.616	42.573		18.430		21.613	170	218									

6 Tunjo, COL / Lukashevich, RUS

theoretical besttime: 1:21.301

1	1:24.690	45.066		18.139		21.485	169	181	22	1:22.587	42.739		18.151		21.697	170	216
2	1:27.612	42.408		18.106		27.098	104	218	23	1:22.292	42.478		18.140		21.674	170	217
3	2:00.289	1:01.249		28.380		30.660	117	173	24	1:22.769	42.810		18.342		21.617	168	217
4	2:00.782	58.800		30.378		31.604	170	185	25	1:22.225	42.480		18.101		21.644	169	217
5	1:22.493	42.813		18.196		21.484	170	217	26	1:22.662	42.553		18.404		21.705	168	216
6	1:22.536	42.557		18.426		21.553	168	218	27	1:22.967	42.739		18.562		21.666	169	216
7	1:21.587	42.012		18.100		21.475	169	217	28	1:22.623	42.783		18.251		21.589	169	216
8	1:22.563	42.055		18.162		22.346	148	217	29	1:22.376	42.618		18.197		21.561	169	216
9	1:57.669	51.308		31.066		35.295	103	178	30	1:22.475	42.728		18.171		21.576	166	217
10	2:02.938	58.614		30.420		33.904	169	146	31	1:22.308	42.566		18.124		21.618	168	216
11	1:23.099	43.403		18.247		21.449	171	218	32	1:22.116	42.495		18.058		21.563	165	216
12	1:21.611	42.141		18.080		21.390	170	218	33	1:22.486	42.665		18.246		21.575	168	216
13	1:24.253	42.161		18.794		23.298	159	217	34	1:22.405	42.682		18.126		21.597	165	217
14	1:22.644	43.096		18.018		21.530	169	215	35	1:22.270	42.453		18.087		21.730	166	216
15	1:21.713	42.282		17.975		21.456	170	217	36	1:22.192	42.405		18.054		21.733	164	217
16	1:21.442	42.091		17.899		21.452	169	218	37	1:22.407	42.409		18.288		21.710	168	219
17	1:21.982	42.371		18.123		21.488	168	218	38	1:22.543	42.695		18.238		21.610	166	217
18	1:23.236	43.547		18.116		21.573	170	218	39	1:22.448	42.417		18.339		21.692	168	217
19	1:26.095	42.911		18.426		24.758	58	218	40	1:23.115	42.893		18.269		21.953	168	218
20	2:32.869	1:52.458		18.439		21.972	165		41	1:24.111	43.075		18.482		22.554	165	217
21	1:22.893	42.984		18.265		21.644	165	215									

7 Ludwig, DEU / Rigon, ITA

theoretical besttime: 1:21.212

1	1:26.617	46.116		18.761		21.740	165	186	22	1:21.759	42.457		18.053		21.249	168	218
2	1:28.992	42.264		18.987		27.741	91	218	23	1:21.899	42.277		18.173		21.449	170	217
3	2:00.596	1:01.172		28.452		30.972	97	126	24	1:21.674	42.210		18.005		21.459	169	218
4	1:58.644	58.493		29.658		30.493	171	194	25	1:21.541	42.153		18.055		21.333	168	218
5	1:22.758	42.680		18.357		21.721	170	218	26	1:21.773	42.269		18.211		21.293	171	217
6	1:22.444	42.370		18.228		21.846	170	219	27	1:21.559	42.121		18.050		21.388	169	219
7	1:22.648	42.977		18.057		21.614	170	219	28	1:21.384	42.111		17.994		21.279	169	218
8	1:24.630	42.335		18.111		24.184	138	216	29	1:21.495	42.144		18.050		21.301	169	218
9	1:58.229	50.042		30.974		37.213	90	206	30	1:21.626	42.213		18.127		21.286	173	218
10	1:59.346	56.568		30.798		31.980	170	115	31	1:22.002	42.228		18.433		21.341	170	219
11	1:23.407	42.661		18.850		21.896	170	219	32	1:21.929	42.366		18.123		21.440	170	219
12	1:21.573	42.238		17.895		21.440	170	217	33	1:21.746	42.246		18.021		21.479	170	217
13	1:22.022	42.284		17.941		21.797	168	217	34	1:21.725	42.244		18.088		21.393	166	218
14	1:22.082	42.798		17.852		21.432	170	217	35	1:22.476	42.971		18.091		21.414	166	219
15	1:21.739	42.220		17.990		21.529	169	217	36	1:21.814	42.399		18.019		21.396	170	219
16	1:21.576	42.239		17.888		21.449	170	218	37	1:23.499	43.557		18.325		21.617	173	217
17	1:22.090	42.391		18.132		21.567	169	218	38	1:22.391	42.767		18.155		21.469	171	218
18	1:22.342	42.525		18.003		21.814	169	217	39	1:22.596	43.070		18.128		21.398	169	218
19	1:22.591	42.353		18.557		21.681	168	218	40	1:22.310	42.669		18.191		21.450	168	217
20	1:25.064	42.468		18.080		24.516	59	217	41	1:22.646	42.683		18.182		21.781	166	217
21	2:32.304	1:52.443		18.468		21.393	170										

9 Dreyspring, DEU / Maggi, CHE

theoretical besttime: 1:21.974

1	1:28.917	48.051					163	190	22	2:32.921	1:52.871		18.436		21.614	180	
2	1:30.358	43.371		18.683		28.304	100	220	23	1:22.919	42.642		18.566		21.711	162	220
3	2:00.514	1:00.980		29.286		30.248	84	158	24	1:22.966	42.786		18.376		21.804	178	220
4	1:57.002	57.959		29.580		29.463	165	177	25	1:22.504	42.758		18.202		21.544	158	219
5	1:23.020	43.000		18.296		21.724	164	221	26	1:22.397	42.551		18.179		21.667	181	219

ver: 1.0

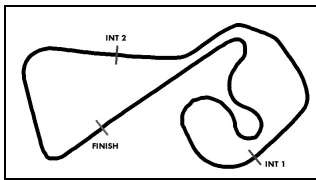
www.adac.de/motorsport

Page 2/ 11 printed: 8.9.2018 16:04



ADAC Vorteilsprogramm





ADAC GT Masters



Sector List Race 1

Provisional

Sachsenring, Length: 3645m

Air temperature: 23.71°C

Track temperature: 27.62°C

Weather condition: Dry

DMSB Reg. Nr.: DMSB 263/18

Saturday, September 8, 2018 15:00:00

Lap	Time	SE1	SP1	SE2	SP2	SE3	SP3	TSP	Lap	Time	SE1	SP1	SE2	SP2	SE3	SP3	TSP
6	1:22.845	42.763		18.353		21.729	165	220	27	1:22.847	42.834		18.316		21.697	180	220
7	1:24.633	42.719		19.653		22.261	163	219	28	1:23.728	43.683		18.371		21.674	177	220
8	1:24.123	43.255		18.301		22.567	139	220	29	1:22.607	42.752		18.227		21.628	178	220
9	1:56.984	48.338		31.287		37.359	114	204	30	1:22.577	42.629		18.350		21.598	177	220
10	1:57.832	56.048		30.795		30.989	165	171	31	1:23.080	42.809		18.248		22.023	175	219
11	1:23.656	43.667		18.312		21.677	166	220	32	1:24.739	44.296		18.655		21.788	163	217
12	1:22.625	42.756		18.220		21.649	165	220	33	1:23.110	42.963		18.418		21.729	180	219
13	1:22.475	42.617		18.158		21.700	181	221	34	1:22.643	42.705		18.248		21.690	164	222
14	1:22.150	42.471		18.145		21.534	165	221	35	1:22.980	42.790		18.184		22.006	178	219
15	1:22.224	42.408		18.246		21.570	180	221	36	1:24.782	44.224		18.497		22.061	165	220
16	1:22.388	42.552		18.197		21.639	163	220	37	1:23.182	42.802		18.438		21.942	163	221
17	1:22.222	42.505		18.032		21.685	164	220	38	1:23.470	43.683		18.184		21.603	181	220
18	1:22.505	42.585		18.223		21.697	164	222	39	1:23.241	42.858		18.202		22.181	150	222
19	1:23.136	42.752		18.627		21.757	180	221	40	1:24.539	43.267		18.501		22.771	164	215
20	1:22.272	42.457		18.170		21.645	163	222	41	1:24.879	44.346		18.482		22.051	159	219
21	1:25.724	42.510		18.397		24.817	57	221									

11 Erhart, DEU / Kaffer, DEU

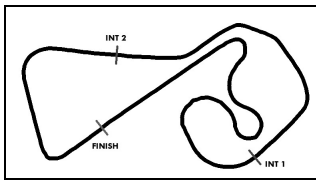
theoretical besttime: 1:21.759

1	1:31.511	49.150		19.882		22.479	163	186	22	1:22.596	42.733		18.217		21.646	169	219
2	1:31.356	44.332		19.611		27.413	96	215	23	1:22.659	42.639		18.298		21.722	168	220
3	2:00.549	1:00.286		29.306		30.957	108	160	24	1:22.463	42.661		18.237		21.565	170	220
4	1:55.407	57.121		29.348		28.938	169	187	25	1:22.222	42.577		18.058		21.587	170	219
5	1:23.247	42.807		18.516		21.924	170	217	26	1:22.229	42.550		18.167		21.512	169	219
6	1:22.881	42.608		18.345		21.928	169	219	27	1:22.922	42.799		18.270		21.853	168	219
7	1:23.835	42.542		18.465		22.828	166	218	28	1:23.915	43.720		18.320		21.875	168	218
8	1:25.095	43.398		18.471		23.226	141	217	29	1:24.144	43.813		18.493		21.838	168	219
9	1:57.246	47.869		31.037		38.340	126	206	30	1:24.540	43.756		18.578		22.206	166	219
10	1:56.026	55.505		30.105		30.416	169	177	31	1:22.418	42.669		18.056		21.693	168	217
11	1:26.835	43.637		20.596		22.602	170	219	32	1:21.902	42.450		17.952		21.500	168	218
12	1:23.012	42.848		18.436		21.728	170	218	33	1:21.999	42.498		17.974		21.527	169	218
13	1:23.340	42.698		18.492		22.150	168	219	34	1:21.993	42.422		18.064		21.507	170	218
14	1:23.468	43.379		18.414		21.675	169	215	35	1:24.069	43.002		19.515		21.552	169	220
15	1:25.869	42.697		18.393		24.779	58	218	36	1:22.124	42.564		18.118		21.442	170	219
16	2:32.549	1:52.597		18.212		21.740	168		37	1:22.226	42.473		18.053		21.700	169	220
17	1:23.238	43.423		18.223		21.592	169	217	38	1:22.956	43.001		18.382		21.573	171	219
18	1:22.801	42.842		18.333		21.626	169	219	39	1:22.729	42.879		18.204		21.646	168	219
19	1:22.205	42.545		18.188		21.472	169	219	40	1:24.026	43.358		18.257		22.411	165	219
20	1:21.963	42.463		18.115		21.385	169	219	41	1:23.429	43.353		18.396		21.680	170	217
21	1:22.258	42.602		18.041		21.615	170	219									

12 Spengler, DEU / Vanthoor, BEL

theoretical besttime: 1:21.601

1	1:31.698	48.799		20.153		22.746	165	176	22	1:23.364	43.443		18.228		21.693	170	219
2	1:31.769	44.279		19.851		27.639	100	218	23	1:22.890	43.013		18.198		21.679	168	219
3	2:01.288	1:00.832		29.054		31.402	108	145	24	1:22.115	42.415		18.218		21.482	168	219
4	1:54.347	56.448		29.255		28.644	170	178	25	1:21.852	42.381		17.976		21.495	170	219
5	1:23.234	42.854		18.544		21.836	170	217	26	1:22.289	42.382		18.268		21.639	168	220
6	1:23.002	42.645		18.315		22.042	169	219	27	1:23.115	42.676		18.255		22.184	170	219
7	1:27.161	42.522		18.421		26.218	150	218	28	1:23.190	43.203		18.196		21.791	169	222
8	1:26.116	43.028		19.139		23.949	163	211	29	1:22.387	42.356		18.289		21.742	168	219
9	1:59.257	47.039		30.515		41.703	103	166	30	1:23.113	42.451		18.481		22.181	168	219
10	1:51.697	52.574		29.516		29.607	169	194	31	1:22.329	42.621		18.127		21.581	169	219
11	1:24.914	43.108		19.046		22.760	168	216	32	1:22.401	42.666		18.128		21.607	171	219
12	1:23.441	43.320		18.294		21.827	169	218	33	1:22.827	42.794		18.345		21.688	170	220
13	1:22.788	42.465		18.356		21.967	170	219	34	1:22.862	43.415		18.042		21.405	170	220
14	1:23.601	43.296		18.379		21.926	169	219	35	1:22.238	42.249		18.117		21.872	166	219
15	1:22.725	42.476		18.416		21.833	166	217	36	1:21.875	42.321		18.007		21.547	169	220
16	1:22.145	42.516		18.046		21.583	169	216	37	1:22.083	42.487		18.024		21.572	170	219
17	1:24.670	42.438		17.958		24.274	58	218	38	1:22.183	42.446		18.185		21.552	168	217
18	2:31.450	1:51.180		18.777		21.493	169		39	1:22.090	42.338		18.183		21.569	170	218
19	1:21.857	42.238		18.174		21.445	171	220	40	1:21.963	42.377		18.057		21.529	166	218
20	1:22.184	42.438		17.959		21.787	164	220	41	1:21.951	42.331		17.989		21.631	166	219
21	1:23.448	42.910		18.392		22.146	169	219									



ADAC GT Masters

Sector List Race 1



Provisional

Sachsenring, Length: 3645m

Air temperature: 23.71°C

Track temperature: 27.62°C

Weather condition: Dry

DMSB Reg. Nr.: DMSB 263/18

Saturday, September 8, 2018 15:00:00

Lap	Time	SE1	SP1	SE2	SP2	SE3	SP3	TSP	Lap	Time	SE1	SP1	SE2	SP2	SE3	SP3	TSP
13 Hürtgen, DEU / Barth, DEU									theoretical besttime: 1:21.176								
1	1:32.414	49.930		20.406		22.078	174	191	22	1:23.127	43.273					175	224
2	2:01.825	44.781		39.952		37.092	50	231	23	1:21.706	42.187		18.018		21.501	175	225
3	2:08.981	1:27.518		19.441		22.022	174		24	1:21.879	42.349		18.000		21.530	177	225
4	1:22.272	42.277		18.512		21.483	175	222	25	1:22.003	42.540		17.952		21.511	174	226
5	1:21.489	41.890		18.138		21.461	177	225	26	1:22.470	42.674		18.167		21.629	175	225
6	1:22.609	41.786		18.874		21.949	177	225	27	1:23.726	43.498		18.362		21.866	174	225
7	1:22.069	42.140		18.063		21.866	171	225	28	1:21.829	42.389		17.955		21.485	174	224
8	1:26.103	43.209		19.060		23.834	155	227	29	1:22.354	42.586		18.070		21.698	174	224
9	1:58.743	47.310		30.454		40.979	105	165	30	1:22.146	42.339		18.156		21.651	174	224
10	1:52.437	53.238		29.725		29.474	177	191	31	1:22.794	42.980		18.115		21.699	175	225
11	1:24.464	42.927		19.612		21.925	175	226	32	1:22.520	43.009		18.052		21.459	174	227
12	1:22.100	42.182		18.288		21.630	177	224	33	1:22.161	42.457		18.153		21.551	174	225
13	1:22.841	42.805		18.220		21.816	175	226	34	1:22.004	42.423		17.996		21.585	174	225
14	1:22.815	42.838		18.099		21.878	177	225	35	1:21.765	42.369		17.931		21.465	174	225
15	1:25.908	42.801		18.306		24.801	60	225	36	1:21.989	42.201		18.239		21.549	174	225
16	2:31.398	1:51.726		18.066		21.606	174		37	1:21.848	42.302		17.974		21.572	175	225
17	1:22.169	42.444		18.236		21.489	174	222	38	1:22.100	42.459		17.960		21.681	173	225
18	1:23.152	42.705		18.932		21.515	174	223	39	1:22.106	42.348					173	225
19	1:22.532	42.606		18.223		21.703	174	224	40	1:22.650	42.682		18.131		21.837	173	225
20	1:22.541	42.761		18.047		21.733	174	222	41	1:22.601	42.587		18.141		21.873	171	225
21	1:23.706	42.849		18.707		22.150	175	226									

Lap	Time	SE1	SP1	SE2	SP2	SE3	SP3	TSP	Lap	Time	SE1	SP1	SE2	SP2	SE3	SP3	TSP
14 Zöchling, AUT / Klingmann, DEU									theoretical besttime: 1:21.558								
1	1:28.405	47.576		18.886		21.943	171	189	22	2:31.235	1:51.344		18.109		21.782	171	
2	1:29.276	42.958		18.483		27.835	94	222	23	1:22.139	42.407		17.992		21.740	171	222
3	2:00.766	1:01.445		28.618		30.703	88	170	24	1:22.517	42.637		18.155		21.725	173	220
4	1:57.713	57.874		29.811		30.028	171	178	25	1:22.031	42.346		17.883		21.802	170	221
5	1:22.533	42.688		18.085		21.760	170	221	26	1:22.176	42.416		17.994		21.766	173	220
6	1:22.626	42.639		18.204		21.783	170	220	27	1:22.193	42.378		18.043		21.772	171	221
7	1:24.670	43.405		19.083		22.182	165	219	28	1:22.464	42.620		18.057		21.787	171	222
8	1:22.859	42.509		18.001		22.349	150	216	29	1:22.406	42.532		18.038		21.836	171	221
9	1:57.415	49.229		31.261		36.925	91	196	30	1:22.141	42.397		17.961		21.783	173	222
10	1:58.936	56.360		30.853		31.723	171	128	31	1:22.060	42.514		17.817		21.729	171	220
11	1:23.202	42.715		18.666		21.821	170	222	32	1:22.358	42.591		18.011		21.756	171	221
12	1:22.375	42.976		17.944		21.455	173	218	33	1:22.340	42.550		17.978		21.812	173	220
13	1:21.800	42.321		17.972		21.507	174	221	34	1:22.388	42.539		18.007		21.842	171	222
14	1:22.533	43.085		17.882		21.566	174	221	35	1:22.385	42.608		18.113		21.664	173	221
15	1:21.929	42.488		17.892		21.549	173	223	36	1:22.555	42.696		18.153		21.706	173	221
16	1:21.603	42.366		17.793		21.444	171	222	37	1:22.481	42.594		18.074		21.813	173	224
17	1:21.979	42.488		17.870		21.621	170	223	38	1:22.793	42.729		18.158		21.906	171	222
18	1:22.958	43.148		18.261		21.549	173	221	39	1:22.783	42.740		18.042		22.001	173	222
19	1:22.958	42.814		18.367		21.777	170	222	40	1:24.092	42.863		18.957		22.272	173	222
20	1:21.893	42.502		17.800		21.591	171	222	41	1:23.113	42.978		18.149		21.986	171	222
21	1:25.941	42.838		18.183		24.920	59	219									

Lap	Time	SE1	SP1	SE2	SP2	SE3	SP3	TSP	Lap	Time	SE1	SP1	SE2	SP2	SE3	SP3	TSP
17 Bernhard, DEU / Estre, FRA									theoretical besttime: 1:20.003								
1	1:20.043	41.397		17.518		21.128	174	185	22	1:20.894	41.819		17.781		21.294	171	218
2	1:25.846	41.575		17.689		26.582	137	219	23	1:20.729	41.700		17.678		21.351	170	219
3	1:59.800	1:00.634		28.766		30.400	129	160	24	1:20.595	41.699		17.690		21.206	171	219
4	2:04.756	58.342		32.190		34.224	173	166	25	1:20.902	41.712		17.811		21.379	171	219
5	1:20.521	41.624		17.646		21.251	170	219	26	1:20.833	41.969		17.635		21.229	170	219
6	1:20.420	41.477		17.686		21.257	173	219	27	1:20.830	41.908		17.673		21.249	169	219
7	1:20.592	41.618		17.665		21.309	171	219	28	1:21.200	41.978		17.769		21.453	171	219
8	1:21.638	41.579		17.720		22.339	132	219	29	1:20.597	41.782		17.550		21.265	171	219
9	2:00.012	55.557		30.388		34.067	90	171	30	1:21.059	41.966		17.780		21.313	171	219
10	2:06.554	1:00.173		30.714		35.667	170	144	31	1:21.265	42.245		17.705		21.315	171	219
11	1:20.779	42.026		17.577		21.176	170	217	32	1:21.392	42.355		17.707		21.330	170	219
12	1:20.598	41.607		17.731		21.260	171	219	33	1:21.570	42.285		17.812		21.473	170	219
13	1:20.566	41.582		17.786		21.198	171	219	34	1:21.314	42.281		17.742		21.291	171	220
14	1:20.568	41.496		17.675		21.397	170	219	35	1:21.694	42.432		17.860		21.402	171	220
15	1:20.245	41.422		17.515		21.308	171	219	36	1:21.638	42.397		17.908		21.333	171	220
16	1:20.558	41.692		17.556		21.310	171	219	37	1:21.759	42.364		17.860		21.535	171	220
17	1:23.698	41.704		17.527		24.467	58	219	38	1:22.175	42.571		17.982		21.622	170	221

ver: 1.0

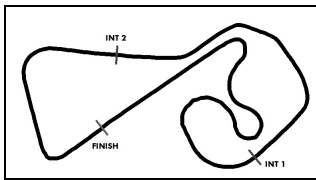
www.adac.de/motorsport

Page 4/ 11 printed: 8.9.2018 16:04



ADAC Vorteilsprogramm





ADAC GT Masters



Sector List Race 1

Provisional

Sachsenring, Length: 3645m

Air temperature: 23.71°C

Track temperature: 27.62°C

Weather condition: Dry

DMSB Reg. Nr.: DMSB 263/18

Saturday, September 8, 2018 15:00:00

Lap	Time	SE1	SP1	SE2	SP2	SE3	SP3	TSP	Lap	Time	SE1	SP1	SE2	SP2	SE3	SP3	TSP
18	2:28.349	1:49.661		17.453		21.235	170		39	1:21.537	42.181		17.911		21.445	173	219
19	1:20.648	41.583		17.782		21.283	169	219	40	1:22.179	42.507		18.042		21.630	171	220
20	1:20.510	41.449		17.700		21.361	169	219	41	1:22.281	42.608		18.030		21.643	165	220
21	1:20.711	41.711		17.783		21.217	169	219									

18 de Leener, BEL / Bachler, AUT

theoretical besttime: 1:21.001

1	1:33.514	50.946		20.048		22.520	173	194	22	1:21.586	42.210		17.952		21.424	170	219
2	1:40.692	44.355		32.442		23.895	171	221	23	1:22.040	42.452		18.153		21.435	171	219
3	1:53.946	52.161		29.565		32.220	114	219	24	1:21.979	42.494		18.022		21.463	170	220
4	1:52.658	55.490		28.981		28.187	170	162	25	1:22.545	42.899		18.060		21.586	169	219
5	1:23.882	43.251		18.524		22.107	173	219	26	1:22.883	43.091		18.218		21.574	170	219
6	1:23.056	42.676		18.390		21.990	173	221	27	1:21.696	42.236		17.845		21.615	171	219
7	1:23.160	42.562		18.254		22.344	169	221	28	1:21.828	42.607		17.878		21.343	170	220
8	1:25.554	43.388		19.167		22.999	154	220	29	1:21.049	41.875		17.803		21.371	170	219
9	1:58.711	47.323		30.976		40.412	118	182	30	1:22.483	42.443		18.045		21.995	168	219
10	1:53.326	53.776		29.883		29.667	174	201	31	1:21.892	42.457		17.783		21.652	170	218
11	1:25.999	43.837		19.292		22.870	171	222	32	1:21.968	42.227		18.155		21.586	170	219
12	1:22.980	42.754		18.440		21.786	173	220	33	1:22.545	42.713		18.169		21.663	170	220
13	1:22.971	42.613		18.283		22.075	171	221	34	1:22.770	43.031		17.991		21.748	171	220
14	1:22.150	42.530		18.042		21.578	171	221	35	1:22.199	42.559		18.019		21.621	169	219
15	1:22.303	42.349		18.165		21.789	173	220	36	1:22.074	42.307		18.114		21.653	171	220
16	1:22.343	42.414		18.108		21.821	173	220	37	1:22.117	42.406		18.030		21.681	171	221
17	1:22.547	42.677		18.227		21.643	171	221	38	1:22.570	42.538		18.307		21.725	170	221
18	1:21.811	42.306		18.061		21.444	174	220	39	1:22.444	42.657		18.131		21.656	171	220
19	1:22.222	42.507		18.182		21.533	173	220	40	1:22.823	42.665		18.395		21.763	170	222
20	1:25.548	42.418		18.167		24.963	58	221	41	1:23.733	43.152		18.347		22.234	168	221
21	2:32.290	1:50.818		19.033		22.439	171										

19 Perez Companc, ARG / Mapelli, ITA

theoretical besttime: 1:21.447

1	1:28.009	47.388		18.915		21.706	175	183	22	1:22.042	42.104		18.179		21.759	173	219
2	1:28.150	42.138		18.584		27.428	93	219	23	1:22.242	42.347		18.324		21.571	173	219
3	2:00.791	1:01.318		28.338		31.135	106	147	24	1:22.861	42.886		18.318		21.657	169	219
4	1:58.462	58.265		29.791		30.406	173	194	25	1:22.192	42.352		18.227		21.613	171	219
5	1:22.573	42.629		18.340		21.604	171	220	26	1:22.934	42.470		18.348		22.116	170	218
6	1:22.568	42.580		18.324		21.664	152	219	27	1:22.714	42.400		18.469		21.845	169	220
7	1:26.186	43.909		19.184		23.093	142	210	28	1:22.679	42.686		18.241		21.752	171	219
8	1:25.639	44.289		18.333		23.017	131	207	29	1:22.575	42.471		18.287		21.817	169	220
9	1:57.324	48.263		30.904		38.157	116	204	30	1:22.210	42.383		18.220		21.607	169	218
10	1:56.947	55.367		30.687		30.893	171	150	31	1:22.296	42.528		18.273		21.495	171	218
11	1:23.642	43.657		18.540		21.445	171	219	32	1:22.205	42.426		18.142		21.637	171	219
12	1:22.673	42.743		18.371		21.559	170	219	33	1:22.374	42.482		18.326		21.566	171	220
13	1:22.304	42.488		18.278		21.538	171	219	34	1:22.688	42.544		18.375		21.769	170	220
14	1:22.225	42.603		18.252		21.370	171	219	35	1:21.935	42.209		18.129		21.597	171	220
15	1:22.391	42.556		18.228		21.607	169	220	36	1:22.190	42.390		18.174		21.626	169	219
16	1:25.550	42.480		18.295		24.775	59	220	37	1:22.489	42.471		18.287		21.731	170	220
17	2:30.035	1:50.451		18.209		21.375	171		38	1:22.629	42.484		18.452		21.693	171	218
18	1:22.032	42.586		17.973		21.473	170	219	39	1:22.392	42.405		18.361		21.626	169	220
19	1:21.828	42.315					169	220	40	1:22.878	42.729		18.307		21.842	169	220
20	1:23.177	42.860		18.451		21.866	168	219	41	1:24.014	43.053		18.486		22.475	166	219
21	1:23.439	43.173		18.846		21.420	171	216									

20 Sylvest, DNK / Schramm, DEU

theoretical besttime: 1:20.289

1	1:21.333	42.477		17.710		21.146	170	183	22	1:21.737	42.503		17.750		21.484	170	217
2	1:25.966	41.796		17.730		26.440	123	216	23	1:21.864	42.421		17.746		21.697	169	218
3	1:59.515	1:00.436		28.770		30.309	126	169	24	1:21.927	42.181		17.767		21.979	166	218
4	2:04.501	58.540		31.686		34.275	170	177	25	1:21.850	42.384		17.866		21.600	170	216
5	1:21.092	41.963		17.916		21.213	169	216	26	1:22.241	42.321		18.354		21.566	170	217
6	1:20.631	41.604		17.803		21.224	170	217	27	1:21.623	42.250		17.803		21.570	173	216
7	1:20.755	41.560		17.940		21.255	171	217	28	1:21.808	42.162		17.924		21.722	170	217
8	1:21.306	41.769		17.774		21.763	135	216	29	1:22.061	42.488		17.907		21.666	169	217
9	1:59.598	54.944		30.678		33.976	99	168	30	1:22.140	42.293		17.881		21.966	165	217
10	2:06.290	1:00.049		30.679		35.562	173	127	31	1:22.358	42.502		17.841		22.015	169	216
11	1:21.188	42.039		17.855		21.294	170	216	32	1:21.984	42.479		17.890		21.615	171	217
12	1:21.151	41.870		17.778		21.503	171	216	33	1:21.981	42.542		17.898		21.541	171	217

ver: 1.0

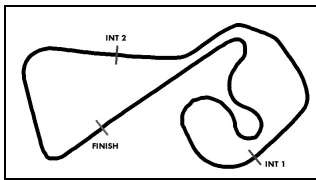
www.adac.de/motorsport

Page 5/ 11 printed: 8.9.2018 16:04



ADAC Vorteilsprogramm





ADAC GT Masters

Sector List Race 1

Provisional



Sachsenring, Length: 3645m

Air temperature: 23.71°C

Track temperature: 27.62°C

Weather condition: Dry

DMSB Reg. Nr.: DMSB 263/18

Saturday, September 8, 2018 15:00:00

Lap	Time	SE1	SP1	SE2	SP2	SE3	SP3	TSP	Lap	Time	SE1	SP1	SE2	SP2	SE3	SP3	TSP
17	1:21.978	42.190		18.072		21.716	168	218	38	1:22.565	42.596		18.413		21.556	170	219
18	1:21.366	42.024		17.974		21.368	170	216	39	1:22.395	42.631		18.197		21.567	171	219
19	1:21.735	42.138		18.031		21.566	169	219	40	1:22.641	42.734		18.208		21.699	171	219
20	1:21.731	42.100		18.130		21.501	169	218	41	1:23.636	43.286		18.467		21.883	171	219
21	1:23.682	43.408		18.791		21.483	170	219									

82 Ineichen, CHE / Engelhart, DEU

theoretical besttime: 1:22.684

1	1:31.574	48.230		19.941		23.403	169	186	5	1:23.401	42.996		18.623		21.782	171	219
2	1:30.476	44.168		18.878		27.430	94	214	6	1:22.746	42.607		18.315		21.824	171	219
3	2:00.437	1:00.449		29.371		30.617	93	163	7		42.587		18.411				219
4	1:55.762	57.276		29.374		29.112	171	184									

84 Assenheimer, DEU / Engel, DEU

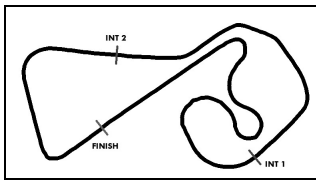
theoretical besttime: 1:21.302

1	1:31.988	49.583		19.870		22.535	171	183	22	1:22.017	42.341		17.940		21.736	171	219
2	1:32.335	44.228		20.126		27.981	99	218	23	1:22.241	42.463		18.112		21.666	171	219
3	2:01.130	1:00.634		29.129		31.367	97	140	24	1:22.703	42.817		18.227		21.659	170	218
4	1:53.998	56.296		29.199		28.503	175	183	25	1:22.197	42.533		18.090		21.574	170	219
5	1:23.139	42.780		18.515		21.844	173	219	26	1:23.414	42.596		18.285		22.533	164	219
6	1:22.948	42.740		18.259		21.949	174	219	27	1:22.286	42.678		18.059		21.549	171	216
7	1:24.796	42.773		18.391		23.632	163	219	28	1:22.695	42.700		18.243		21.752	171	218
8	1:24.234	42.958		18.143		23.133	145	215	29	1:22.521	42.569		18.110		21.842	166	218
9	1:57.490	47.814		31.037		38.639	128	204	30	1:22.395	42.542		18.024		21.829	169	217
10	1:55.267	55.130		30.198		29.939	174	157	31	1:22.233	42.534		18.103		21.596	168	217
11	1:24.121	43.566		18.754		21.801	171	219	32	1:22.244	42.518		18.135		21.591	169	216
12	1:22.552	42.560		18.151		21.841	171	219	33	1:22.536	42.825		18.113		21.598	169	217
13	1:21.708	42.185		17.809		21.714	173	217	34	1:22.667	42.477		18.101		22.089	170	217
14	1:22.422	42.523		18.279		21.620	170	219	35	1:21.836	42.312		17.992		21.532	171	216
15	1:25.294	42.309		18.124		24.861	58	218	36	1:22.208	42.489		18.017		21.702	169	217
16	2:29.501	1:50.376		17.817		21.308	173		37	1:22.403	42.575		18.191		21.637	169	217
17	1:21.920	42.427		17.929		21.564	171	218	38	1:22.549	42.609		18.231		21.709	171	217
18	1:23.315	43.948		17.915		21.452	171	219	39	1:22.541	42.634		18.174		21.733	169	217
19	1:21.883	42.259		18.055		21.569	170	218	40	1:22.845	42.722		18.270		21.853	168	217
20	1:22.743	42.495		18.336		21.912	170	218	41	1:23.865	43.149		18.298		22.418	164	216
21	1:23.575	43.485		18.546		21.544	170	221									

99 Renauer, DEU / Jaminet, FRA

theoretical besttime: 1:22.685

1	1:31.026	48.961		19.798		22.267	168	193	5	1:23.054	42.912		18.403		21.739	171	221
2	1:30.571	42.612		19.065		28.894	99	218	6	1:23.214	43.091		18.334		21.789	171	219
3	2:00.367	1:00.261		29.473		30.633	99	167	7	1:37.928	42.653		18.663		36.612	164	220
4	1:55.765	57.341		29.420		29.004	174	185	8	1:30.789	43.865		19.879		27.045	58	215



ADAC GT Masters

Pit Stops Race 1

Provisional



Sachsenring, Length: 3645m

Air temperature: 23.71°C

Track temperature: 27.62°C

Weather condition: Dry

DMSB Reg. Nr.: DMSB 263/18

Saturday, September 8, 2018 15:00:00

Nr	Driver in	Day time in	Time in	Driver out	Day time out	Time out	Nett Time
13	Claudia Hürtgen	15:06:39.607	3:33.533	Claudia Hürtgen	15:07:25.884	4:19.810	46.277
33	Filip Salaquarda	15:07:08.813	4:02.739	Frank Stippler	15:37:43.497	34:37.423	30:34.684
1	Marvin Kirchhöfer	15:14:16.457	11:10.383				
99	Robert Renauer	15:15:58.169	12:52.095				
24	Mike David Ortmann	15:26:19.018	23:12.944	Markus Winkelhock	15:27:29.847	24:23.773	1:10.829
84	Patrick Assenheimer	15:26:28.876	23:22.802	Maro Engel	15:27:39.475	24:33.401	1:10.599
69	Jan-Erik Slooten	15:26:30.716	23:24.642	Lucas Luhr	15:27:41.288	24:35.214	1:10.572
13	Claudia Hürtgen	15:26:32.548	23:26.474	Sven Barth	15:27:42.730	24:36.656	1:10.182
11	Elia Erhart	15:26:35.132	23:29.058	Elia Erhart	15:27:46.270	24:40.196	1:11.138
4	Remo Lips	15:26:37.484	23:31.410	Maximilian Hackländer	15:27:47.809	24:41.735	1:10.325
21	Luca Stolz	15:27:48.206	24:42.132	Luca Stolz	15:29:00.050	25:53.976	1:11.844
19	Ezequiel Perez Companc	15:27:50.904	24:44.830	Ezequiel Perez Companc	15:29:01.394	25:55.320	1:10.490
35	Jonathan Judek	15:27:55.623	24:49.549	Jimmy Eriksson	15:29:07.422	26:01.348	1:11.799
17	Timo Bernhard	15:28:52.652	25:46.578	Kevin Estre	15:30:03.334	26:57.260	1:10.682
5	Max Hofer	15:29:05.874	25:59.800	Max Hofer	15:30:21.398	27:15.324	1:15.524
3	Nikolaj Rogivue	15:29:17.484	26:11.410	Nikolaj Rogivue	15:30:27.831	27:21.757	1:10.347
12	Florian Spengler	15:29:19.309	26:13.235	Dries Vanthoor	15:30:29.860	27:23.786	1:10.551
29	Christopher Mies	15:30:24.445	27:18.371	Alex Riberas	15:31:34.754	28:28.680	1:10.309
53	Aaro Vainio	15:30:29.981	27:23.907	Michele Beretta	15:31:40.918	28:34.844	1:10.937
63	Mirko Bortolotti	15:31:46.924	28:40.850	Andrea Caldarelli	15:33:01.903	29:55.829	1:14.979
6	Oscar Tunjo	15:31:54.697	28:48.623	Ivan Lukasevich	15:33:04.750	29:58.676	1:10.053
28	Sheldon van der Linde	15:32:56.409	29:50.335	Kelvin van der Linde	15:34:07.227	31:01.153	1:10.818
20	Nicolai Sylvest	15:32:58.451	29:52.377	Kim-Luis Schramm	15:34:09.397	31:03.323	1:10.946
26	Jeffrey Schmidt	15:33:05.065	29:58.991	Stefan Mücke	15:34:15.362	31:09.288	1:10.297
25	Ricardo Feller	15:33:09.043	30:02.969	Christopher Haase	15:34:20.275	31:14.201	1:11.232
7	Luca Ludwig	15:33:14.855	30:08.781	Davide Rigon	15:34:25.663	31:19.589	1:10.808
43	Dennis Marschall	15:33:17.649	30:11.575	Victor Bouveng	15:34:29.605	31:23.531	1:11.956
18	Adrien de Leener	15:33:24.831	30:18.757	Klaus Bachler	15:34:35.673	31:29.599	1:10.842
42	Mikkel Jensen	15:34:23.246	31:17.172	Mikkel Jensen	15:35:34.254	32:28.180	1:11.008
48	Indy Dontje	15:34:25.210	31:19.136	Maximilian Buhk	15:35:36.142	32:30.068	1:10.932
14	Christopher Zöchling	15:34:39.838	31:33.764	Jens Klingmann	15:35:50.724	32:44.650	1:10.886
9	Christopher Dreyspring	15:34:43.053	31:36.979	Giorgio Maggi	15:35:53.910	32:47.836	1:10.857
63	Andrea Caldarelli	15:39:52.874	36:46.800	Andrea Caldarelli	15:40:10.597	37:04.523	17.723
43	Victor Bouveng	15:54:15.388	51:09.314				
33	Frank Stippler	15:54:16.938	51:10.864				
63	Andrea Caldarelli	15:55:21.596	52:15.522				

ver: 1.0

www.adac.de/motorsport

Page 1/1 printed: 8.9.2018 16:05



ADAC Vorteilsprogramm

