

Silverstone Circuit
Alpine ELF Europa Cup
Race - 1
Provisional Results



Cls	N°	Driver	Nat	Team	Level	Cls	Category	Laps	Total Time	Gap	Interval	Km/h	Best	Time	Km/h
1	110	Oliver Webb	GBR	RACING TECHNOLOGY				12	27:30.955			154.1	10	2:16.978	154.8
2	2	Vincent Beltoise	FRA	CMR - CCF	Inter C	1		12	27:35.831	4.876	4.876	153.6	5	2:17.134	154.6
3	15	Gael Castelli	FRA	MILAN COMPETITION				12	27:39.135	8.180	3.304	153.3	7	2:16.934	154.8
4	17	Jean-Baptiste Mela	FRA	AUTOSPORT GP	Inter C	2	Junior	12	27:39.901	8.946	0.766	153.3	8	2:17.227	154.5
5	76	Pierre Sancin�na	FRA	CMR	Inter C	3		12	27:44.755	13.800	4.854	152.8	4	2:17.213	154.5
6	11	Sylvain Noel	FRA	RACING TECHNOLOGY	Inter C	4	Gentleman	12	27:45.885	14.930	1.130	152.7	7	2:17.402	154.3
7	14	Julien Neveu	FRA	AUTOSPORT GP	Inter C	5		12	27:56.457	25.502	10.572	151.8	2	2:17.114	154.6
8	8	Nicolas Milan	FRA	MILAN COMPETITION	Inter C	6		12	28:00.443	29.488	3.986	151.4	4	2:18.267	153.3
9	4	Mathieu Blaise	FRA	RACING TECHNOLOGY	Inter D	1		12	28:09.557	38.602	9.114	150.6	8	2:18.767	152.8
10	77	Thomas Padovani	EST	MILAN COMPETITION	Inter C	7		12	28:15.860	44.905	6.303	150.0	9	2:17.286	154.4
11	18	Pierre Macchi	FRA	AUTOSPORT GP	Inter D	2	Gentleman	12	29:09.355	1:38.400	53.495	145.4	9	2:24.279	146.9
12	7	Franc Rouxel	FRA	RACING TECHNOLOGY	Inter D	3	Gentleman	12	29:15.321	1:44.366	5.966	144.9	12	2:24.119	147.1
Not classified: (Requirements: 75% of number laps of leader = 9 Laps)															
	69	Laurent Hurgon	FRA	AUTOSPORT GP-PATRICK ROGER	Inter C	8	Gentleman	4	9:31.154	8 Laps	8 Laps	148.5	2	2:19.087	152.4

Fastest lap Gael Castelli in 2:16.934 at 154.9 Km/h in lap 7

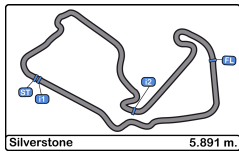
5 SEC TIME PENALTY ADDED FOR CAR 14 TRACK LIMIT
NEW 10 SEC TIME PENALTY ADDED FOR CAR 14 TRACK LIMIT

Published at:.....

Track Temp: **28.9 °C** Air Temp: **22.9 °C** Humidity: **48 %** Track Status: **DRY**

Stewards:	Race Director:	Timekeeper: 
------------------	-----------------------	---





Silverstone Circuit
Alpine ELF Europa Cup
Race - 1



Provisional Results by Class

Cl	N°	Driver	Nat	Team	Level	Cls	Category	Laps	Total Time	Gap	Interval	Km/h	Best	Time	Km/h
1	110	Oliver Webb	GBR	RACING TECHNOLOGY				12	27:30.955			154.1	10	2:16.978	154.8
2	2	Vincent Beltoise	FRA	CMR - CCF	Inter C	1		12	27:35.831	4.876	4.876	153.6	5	2:17.134	154.6
3	15	Gael Castelli	FRA	MILAN COMPETITION				12	27:39.135	8.180	3.304	153.3	7	2:16.934	154.8
4	76	Pierre Sancinéna	FRA	CMR	Inter C	3		12	27:44.755	13.800	5.620	152.8	4	2:17.213	154.5
5	14	Julien Neveu	FRA	AUTOSPORT GP	Inter C	5		12	27:56.457	25.502	11.702	151.8	2	2:17.114	154.6
6	8	Nicolas Milan	FRA	MILAN COMPETITION	Inter C	6		12	28:00.443	29.488	3.986	151.4	4	2:18.267	153.3
7	4	Mathieu Blaise	FRA	RACING TECHNOLOGY	Inter D	1		12	28:09.557	38.602	9.114	150.6	8	2:18.767	152.8
8	77	Thomas Padovani	EST	MILAN COMPETITION	Inter C	7		12	28:15.860	44.905	6.303	150.0	9	2:17.286	154.4
Gentleman															
1	11	Sylvain Noel	FRA	RACING TECHNOLOGY	Inter C	4	Gentleman	12	27:45.885			152.7	7	2:17.402	154.3
2	18	Pierre Macchi	FRA	AUTOSPORT GP	Inter D	2	Gentleman	12	29:09.355	1:38.400	1:23.470	145.4	9	2:24.279	146.9
3	7	Franc Rouxel	FRA	RACING TECHNOLOGY	Inter D	3	Gentleman	12	29:15.321	1:44.366	5.966	144.9	12	2:24.119	147.1
Not classified: (Requirements: 75% of number laps of leader = 9 Laps)															
	69	Laurent Hurgon	FRA	AUTOSPORT GP-PATRICK ROGER	Inter C	8	Gentleman	4	9:31.154	8 Laps	8 Laps	148.5	2	2:19.087	152.4
Junior															
1	17	Jean-Baptiste Mela	FRA	AUTOSPORT GP	Inter C	2	Junior	12	27:39.901			153.3	8	2:17.227	154.5

Fastest lap Gael Castelli in 2:16.934 at 154.9 Km/h in lap 7

Published at:.....

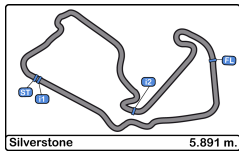
Track Temp: **28.9 °C** Air Temp: **22.9 °C** Humidity: **48 %** Track Status: **DRY**

Stewards:

Race Director:

Timekeeper:





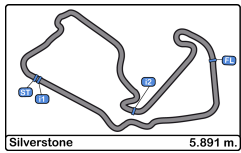
Silverstone Circuit
Alpine ELF Europa Cup
Race - 1



Provisional Classification by Driver Fastest Lap

Cls	N°	Driver	Nat	Team	Level	Cls	Category	Laps	Best	Time	Gap	Interval	Km/h
1	15	Gael Castelli	FRA	MILAN COMPETITION				12	7	2:16.934			154.8
2	110	Oliver Webb	GBR	RACING TECHNOLOGY				12	10	2:16.978	0.044	0.044	154.8
3	14	Julien Neveu	FRA	AUTOSPORT GP	Inter C	1		12	2	2:17.114	0.180	0.136	154.6
4	2	Vincent Beltoise	FRA	CMR - CCF	Inter C	2		12	5	2:17.134	0.200	0.020	154.6
5	76	Pierre Sancinéna	FRA	CMR	Inter C	3		12	4	2:17.213	0.279	0.079	154.5
6	17	Jean-Baptiste Mela	FRA	AUTOSPORT GP	Inter C	4	Junior	12	8	2:17.227	0.293	0.014	154.5
7	77	Thomas Padovani	EST	MILAN COMPETITION	Inter C	5		12	9	2:17.286	0.352	0.059	154.4
8	11	Sylvain Noel	FRA	RACING TECHNOLOGY	Inter C	6	Gentleman	12	7	2:17.402	0.468	0.116	154.3
9	8	Nicolas Milan	FRA	MILAN COMPETITION	Inter C	7		12	4	2:18.267	1.333	0.865	153.3
10	4	Mathieu Blaise	FRA	RACING TECHNOLOGY	Inter D	1		12	8	2:18.767	1.833	0.500	152.8
11	69	Laurent Hurgon	FRA	AUTOSPORT GP-PATRICK ROGER	Inter C	8	Gentleman	4	2	2:19.087	2.153	0.320	152.4
12	7	Franc Rouxel	FRA	RACING TECHNOLOGY	Inter D	2	Gentleman	12	12	2:24.119	7.185	5.032	147.1
13	18	Pierre Macchi	FRA	AUTOSPORT GP	Inter D	3	Gentleman	12	9	2:24.279	7.345	0.160	146.9





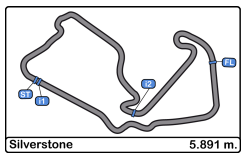
Silverstone Circuit
Alpine ELF Europa Cup
Race - 1



Distance and Speed Average

Cls	N°	Driver	Nat	Team	Level	Cls	Category	Laps	Distance	Total Time	Km/h
1	110	Oliver Webb	GBR	RACING TECHNOLOGY				12	70.69	27:30.955	154.1
2	2	Vincent Beltoise	FRA	CMR - CCF	Inter C	1		12	70.69	27:35.831	153.6
3	15	Gael Castelli	FRA	MILAN COMPETITION				12	70.69	27:39.135	153.3
4	17	Jean-Baptiste Mela	FRA	AUTOSPORT GP	Inter C	2	Junior	12	70.69	27:39.901	153.3
5	76	Pierre Sancinéna	FRA	CMR	Inter C	3		12	70.69	27:44.755	152.8
6	11	Sylvain Noel	FRA	RACING TECHNOLOGY	Inter C	4	Gentleman	12	70.69	27:45.885	152.7
7	14	Julien Neveu	FRA	AUTOSPORT GP	Inter C	5		12	70.69	27:56.457	151.8
8	8	Nicolas Milan	FRA	MILAN COMPETITION	Inter C	6		12	70.69	28:00.443	151.4
9	4	Mathieu Blaise	FRA	RACING TECHNOLOGY	Inter D	1		12	70.69	28:09.557	150.6
10	77	Thomas Padovani	EST	MILAN COMPETITION	Inter C	7		12	70.69	28:15.860	150.0
11	18	Pierre Macchi	FRA	AUTOSPORT GP	Inter D	2	Gentleman	12	70.69	29:09.355	145.4
12	7	Franc Rouxel	FRA	RACING TECHNOLOGY	Inter D	3	Gentleman	12	70.69	29:15.321	144.9
Not classified: (Requirements: 75% of number laps of leader = 9 Laps)											
	69	Laurent Hurgon	FRA	AUTOSPORT GP-PATRICK ROGER	Inter C	8	Gentleman	4	23.56	9:31.154	148.5





Silverstone Circuit
Alpine ELF Europa Cup
Race - 1
Lap Analysis



2

Vincent Beltoise

8

Nicolas Milan

CMR - CCF

MILAN COMPETITION

Lap D	Time	Sector 1	Sector 2	Sector 3	T. Spd	Elapsed	Lap D	Time	Sector 1	Sector 2	Sector 3	T. Spd	Elapsed
1	2:22.265	46.399	1:00.092	35.774		2:22.265	1	2:27.221	48.042	1:03.012	36.167		2:27.221
2	2:17.550	41.994	59.629	35.927		4:39.815	2	2:19.007	42.500	1:00.394	36.113		4:46.228
3	2:17.569	41.818	59.843	35.908		6:57.384	3	2:18.938	42.687	1:00.419	35.832		7:05.166
4	2:17.327	41.834	59.544	35.949		9:14.711	4	2:18.267	42.082	1:00.275	35.910		9:23.433
5	2:17.134	41.764	59.488	35.882		11:31.845	5	2:18.799	42.250	1:00.650	35.899		11:42.232
6	2:17.417	41.659	59.728	36.030		13:49.262	6	2:18.661	42.145	1:00.374	36.142		14:00.893
7	2:17.416	41.827	59.595	35.994		16:06.678	7	2:21.564	41.988	1:03.362	36.214		16:22.457
8	2:17.400	41.727	59.804	35.869		18:24.078	8	2:18.593	42.183	1:00.131	36.279		18:41.050
9	2:17.383	41.723	59.665	35.995		20:41.461	9	2:19.235	42.400	1:00.693	36.142		21:00.285
10	2:17.695	41.688	1:00.015	35.992		22:59.156	10	2:19.781	42.393	1:00.938	36.450		23:20.066
11	2:18.222	42.225	59.920	36.077		25:17.378	11	2:19.944	42.562	1:00.914	36.468		25:40.010
12	2:18.453	42.055	1:00.227	36.171		27:35.831	12	2:20.433	42.702	1:01.263	36.468		28:00.443

4

Mathieu Blaise

11

Sylvain Noel

RACING TECHNOLOGY

RACING TECHNOLOGY

Lap D	Time	Sector 1	Sector 2	Sector 3	T. Spd	Elapsed	Lap D	Time	Sector 1	Sector 2	Sector 3	T. Spd	Elapsed
1	2:27.713	49.741	1:01.911	36.061		2:27.713	1	2:24.433	47.189	1:01.616	35.628		2:24.433
2	2:20.183	42.640	1:01.351	36.192		4:47.896	2	2:18.294	41.955	1:00.437	35.902		4:42.727
3	2:21.999	43.293	1:02.525	36.181		7:09.895	3	2:17.758	41.700	1:00.132	35.926		7:00.485
4	2:20.295	42.783	1:01.383	36.129		9:30.190	4	2:17.547	41.687	59.982	35.878		9:18.032
5	2:19.064	42.319	1:00.465	36.280		11:49.254	5	2:18.299	41.529	1:00.180	36.590		11:36.331
6	2:18.776	42.477	1:00.140	36.159		14:08.030	6	2:19.361	41.894	1:00.498	36.969		13:55.692
7	2:23.022	42.454	1:03.979	36.589		16:31.052	7	2:17.402	41.407	59.855	36.140		16:13.094
8	2:18.767	42.669	1:00.038	36.060		18:49.819	8	2:20.894	41.950	1:02.727	36.217		18:33.988
9	2:19.766	42.929	1:00.391	36.446		21:09.585	9	2:17.773	41.610	1:00.130	36.033		20:51.761
10	2:19.475	42.665	1:00.410	36.400		23:29.060	10	2:17.936	41.624	1:00.147	36.165		23:09.697
11	2:19.697	42.762	1:00.653	36.282		25:48.757	11	2:18.232	41.723	1:00.335	36.174		25:27.929
12	2:20.800	43.166	1:01.047	36.587		28:09.557	12	2:17.956	41.588	1:00.374	35.994		27:45.885

7

Franc Rouxel

14

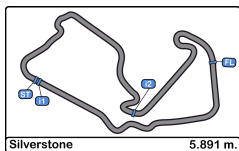
Julien Neveu

RACING TECHNOLOGY

AUTOSPORT GP

Lap D	Time	Sector 1	Sector 2	Sector 3	T. Spd	Elapsed	Lap D	Time	Sector 1	Sector 2	Sector 3	T. Spd	Elapsed
1	2:34.804	52.826	1:04.595	37.383		2:34.804	1	2:23.603	47.148	1:00.676	35.779		2:23.603
2	2:27.292	45.501	1:04.438	37.353		5:02.096	2	2:17.114	41.727	59.720	35.667		4:40.717
3	2:26.408	44.461	1:04.314	37.633		7:28.504	3	2:17.237	41.639	59.798	35.800		6:57.954
4	2:26.763	45.310	1:03.865	37.588		9:55.267	4	2:17.680	41.762	59.931	35.987		9:15.634
5	2:26.717	45.352	1:03.816	37.549		12:21.984	5	2:17.428	41.564	59.936	35.928		11:33.062
6	2:25.095	45.085	1:02.886	37.124		14:47.079	6	2:17.453	41.578	59.941	35.934		13:50.515
7	2:24.778	43.960	1:03.475	37.343		17:11.857	7	2:17.458	41.551	59.990	35.917		16:07.973
8	2:24.572	44.122	1:03.280	37.170		19:36.429	8	2:18.142	41.881	1:00.227	36.034		18:26.115
9	2:24.260	44.017	1:02.710	37.533		22:00.689	9	2:18.158	41.976	1:00.163	36.019		20:44.273
10	2:24.785	44.219	1:03.044	37.522		24:25.474	10	2:18.187	41.829	1:00.296	36.062		23:02.460
11	2:25.728	44.721	1:03.854	37.153		26:51.202	11	2:18.045	41.768	1:00.296	35.981		25:20.505
12	2:24.119	43.990	1:02.956	37.173		29:15.321	12	2:20.952	41.861	1:01.157	37.934		27:41.457





Silverstone Circuit
Alpine ELF Europa Cup
Race - 1
Lap Analysis



15

Gael Castelli

76

Pierre Sancin ena

MILAN COMPETITION

CMR

Lap D	Time	Sector 1	Sector 2	Sector 3	T. Spd	Elapsed	Lap D	Time	Sector 1	Sector 2	Sector 3	T. Spd	Elapsed
1	2:24.868	47.666	1:01.282	35.920		2:24.868	1	2:26.183	47.799	1:01.673	36.711		2:26.183
2	2:18.051	41.600	1:00.623	35.828		4:42.919	2	2:18.331	42.386	59.967	35.978		4:44.514
3	2:17.967	41.599	1:00.251	36.117		7:00.886	3	2:17.824	42.001	59.842	35.981		7:02.338
4	2:17.474	41.409	1:00.095	35.970		9:18.360	4	2:17.213	41.635	59.680	35.898		9:19.551
5	2:17.540	41.357	1:00.080	36.103		11:35.900	5	2:17.580	41.802	59.731	36.047		11:37.131
6	2:17.318	41.716	59.840	35.762		13:53.218	6	2:18.729	41.888	1:00.600	36.241		13:55.860
7	2:16.934	41.519	59.537	35.878		16:10.152	7	2:18.016	41.907	1:00.084	36.025		16:13.876
8	2:16.999	41.644	59.628	35.727		18:27.151	8	2:18.438	41.946	1:00.395	36.097		18:32.314
9	2:17.329	41.350	59.976	36.003		20:44.480	9	2:18.354	42.262	1:00.001	36.091		20:50.668
10	2:18.200	41.692	1:00.558	35.950		23:02.680	10	2:17.919	41.818	1:00.018	36.083		23:08.587
11	2:17.978	41.698	1:00.340	35.940		25:20.658	11	2:17.952	42.101	59.803	36.048		25:26.539
12	2:18.477	41.821	1:00.478	36.178		27:39.135	12	2:18.216	41.835	1:00.171	36.210		27:44.755

17

Jean-Baptiste Mela

77

Thomas Padovani

AUTOSPORT GP

MILAN COMPETITION

Lap D	Time	Sector 1	Sector 2	Sector 3	T. Spd	Elapsed	Lap D	Time	Sector 1	Sector 2	Sector 3	T. Spd	Elapsed
1	2:25.849	48.637	1:01.090	36.122		2:25.849	1	2:26.649	48.266	1:01.823	36.560		2:26.649
2	2:17.594	41.973	59.841	35.780		4:43.443	2	2:21.693	43.629	1:01.884	36.180		4:48.342
3	2:17.774	41.797	59.978	35.999		7:01.217	3	2:20.321	42.657	1:01.636	36.028		7:08.663
4	2:17.643	41.680	59.917	36.046		9:18.860	4	2:17.532	41.993	59.708	35.831		9:26.195
5	2:17.747	41.501	59.902	36.344		11:36.607	5	2:17.774	42.042	59.792	35.940		11:43.969
6	2:18.482	41.814	1:00.286	36.382		13:55.089	6	2:18.533	42.326	1:00.160	36.047		14:02.502
7	2:17.294	41.509	59.713	36.072		16:12.383	7	2:17.433	41.631	59.890	35.912		16:19.935
8	2:17.227	41.647	59.615	35.965		18:29.610	8	2:17.304	41.602	59.713	35.989		18:37.239
9	2:17.441	41.461	59.882	36.098		20:47.051	9	2:17.286	41.604	59.881	35.801		20:54.525
10	2:17.665	41.909	59.704	36.052		23:04.716	10	2:43.279	54.681	1:01.170	47.428		23:37.804
11	2:17.399	41.667	59.705	36.027		25:22.115	11	2:19.825	43.497	1:00.232	36.096		25:57.629
12	2:17.786	41.659	1:00.045	36.082		27:39.901	12	2:18.231	42.372	59.899	35.960		28:15.860

18

Pierre Macchi

110

Oliver Webb

AUTOSPORT GP

RACING TECHNOLOGY

Lap D	Time	Sector 1	Sector 2	Sector 3	T. Spd	Elapsed	Lap D	Time	Sector 1	Sector 2	Sector 3	T. Spd	Elapsed
1	2:32.743	51.133	1:03.872	37.738		2:32.743	1	2:22.015	45.895	1:00.297	35.823		2:22.015
2	2:26.794	45.870	1:03.375	37.549		4:59.537	2	2:17.277	41.874	59.634	35.769		4:39.292
3	2:25.859	44.714	1:03.425	37.720		7:25.396	3	2:17.218	41.820	59.684	35.714		6:56.510
4	2:26.305	45.213	1:03.487	37.605		9:51.701	4	2:16.999	41.732	59.573	35.694		9:13.509
5	2:24.779	44.485	1:03.017	37.277		12:16.480	5	2:17.166	41.667	59.759	35.740		11:30.675
6	2:24.960	44.572	1:03.004	37.384		14:41.440	6	2:17.265	41.652	59.835	35.778		13:47.940
7	2:24.405	44.575	1:02.636	37.194		17:05.845	7	2:17.257	41.782	59.713	35.762		16:05.197
8	2:25.193	44.975	1:02.980	37.238		19:31.038	8	2:17.011	41.571	59.622	35.818		18:22.208
9	2:24.279	44.103	1:02.888	37.288		21:55.317	9	2:17.112	41.494	59.753	35.865		20:39.320
10	2:24.279	44.486	1:02.304	37.489		24:19.596	10	2:16.978	41.668	59.499	35.811		22:56.298
11	2:24.568	44.522	1:02.707	37.339		26:44.164	11	2:17.327	41.766	59.715	35.846		25:13.625
12	2:25.191	44.532	1:03.120	37.539		29:09.355	12	2:17.330	41.719	59.730	35.881		27:30.955

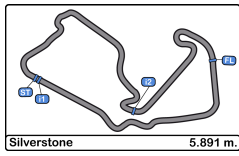
69

Laurent Hurgon

AUTOSPORT GP-PATRICK
 ROGER

Lap D	Time	Sector 1	Sector 2	Sector 3	T. Spd	Elapsed
1	2:26.839	49.074	1:01.754	36.011		2:26.839
2	2:19.087	42.642	1:00.065	36.380		4:45.926
3	2:19.794	43.160	1:00.525	36.109		7:05.720
4	2:25.434 P	42.021	1:00.224	43.189		9:31.154



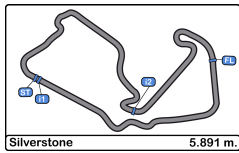


Silverstone Circuit
Alpine ELF Europa Cup
Race - 1
Analysis by Lap



Num	Lap Time	Gap	Num	Lap Time	Gap	Num	Lap Time	Gap	Num	Lap Time	Gap	Num	Lap Time	Gap
Lap 1			77	2:20.321	12.153	11	2:19.361	07.752	15	2:17.329	05.160	Lap 12		
110	2:22.015		4	2:21.999	13.385	76	2:18.729	07.920	17	2:17.441	07.731	110	2:17.330	
2	2:22.265	00.250	18	2:25.859	28.886	8	2:18.661	12.953	76	2:18.354	11.348	2	2:18.453	04.876
14	2:23.603	01.588	7	2:26.408	31.994	77	2:18.533	14.562	11	2:17.773	12.441	15	2:18.477	08.180
11	2:24.433	02.418	Num Lap Time Gap			4	2:18.776	20.090	77	2:17.286	15.205	17	2:17.786	08.946
15	2:24.868	02.853	Lap 4			18	2:24.960	53.500	8	2:19.235	20.965	14	2:20.952	10.502
17	2:25.849	03.834	110	2:16.999		7	2:25.095	59.139	4	2:19.766	30.265	76	2:18.216	13.800
76	2:26.183	04.168	2	2:17.327	01.202	Num Lap Time Gap			18	2:24.279	1:15.997	11	2:17.956	14.930
77	2:26.649	04.634	14	2:17.680	02.125	Lap 7			7	2:24.260	1:21.369	8	2:20.433	29.488
69	2:26.839	04.824	11	2:17.547	04.523	110	2:17.257		Num Lap Time Gap			4	2:20.800	38.602
8	2:27.221	05.206	15	2:17.474	04.851	2	2:17.416	01.481	Lap 10			77	2:18.231	44.905
4	2:27.713	05.698	17	2:17.643	05.351	14	2:17.458	02.776	110	2:16.978		18	2:25.191	1:38.400
18	2:32.743	10.728	76	2:17.213	06.042	15	2:16.934	04.955	2	2:17.695	02.858	7	2:24.119	1:44.366
7	2:34.804	12.789	8	2:18.267	09.924	17	2:17.294	07.186	14	2:18.187	06.162			
Num Lap Time Gap			77	2:17.532	12.686	11	2:17.402	07.897	15	2:18.200	06.382			
Lap 2			4	2:20.295	16.681	76	2:18.016	08.679	17	2:17.665	08.418			
110	2:17.277		69	2:25.434	17.645	77	2:17.433	14.738	76	2:17.919	12.289			
2	2:17.550	00.523	18	2:26.305	38.192	8	2:21.564	17.260	11	2:17.936	13.399			
14	2:17.114	01.425	7	2:26.763	41.758	4	2:23.022	25.855	8	2:19.781	23.768			
11	2:18.294	03.435	Num Lap Time Gap			18	2:24.405	1:00.648	4	2:19.475	32.762			
15	2:18.051	03.627	Lap 5			7	2:24.778	1:06.660	77	2:43.279	41.506			
17	2:17.594	04.151	110	2:17.166		Num Lap Time Gap			18	2:24.279	1:23.298			
76	2:18.331	05.222	2	2:17.134	01.170	Lap 8			7	2:24.785	1:29.176			
69	2:19.087	06.634	14	2:17.428	02.387	110	2:17.011		Num Lap Time Gap					
8	2:19.007	06.936	15	2:17.540	05.225	2	2:17.400	01.870	Lap 11					
4	2:20.183	08.604	11	2:18.299	05.656	14	2:18.142	03.907	110	2:17.327				
77	2:21.693	09.050	17	2:17.747	05.932	15	2:16.999	04.943	2	2:18.222	03.753			
18	2:26.794	20.245	76	2:17.580	06.456	17	2:17.227	07.402	14	2:18.045	06.880			
7	2:27.292	22.804	8	2:18.799	11.557	76	2:18.438	10.106	15	2:17.978	07.033			
Num Lap Time Gap			77	2:17.774	13.294	11	2:20.894	11.780	17	2:17.399	08.490			
Lap 3			4	2:19.064	18.579	77	2:17.304	15.031	76	2:17.952	12.914			
110	2:17.218		18	2:24.779	45.805	8	2:18.593	18.842	11	2:18.232	14.304			
2	2:17.569	00.874	7	2:26.717	51.309	4	2:18.767	27.611	8	2:19.944	26.385			
14	2:17.237	01.444	Num Lap Time Gap			18	2:25.193	1:08.830	4	2:19.697	35.132			
11	2:17.758	03.975	Lap 6			7	2:24.572	1:14.221	77	2:19.825	44.004			
15	2:17.967	04.376	110	2:17.265		Num Lap Time Gap			18	2:24.568	1:30.539			
17	2:17.774	04.707	2	2:17.417	01.322	Lap 9			7	2:25.728	1:37.577			
76	2:17.824	05.828	14	2:17.453	02.575	110	2:17.112							
8	2:18.938	08.656	15	2:17.318	05.278	2	2:17.383	02.141						
69	2:19.794	09.210	17	2:18.482	07.149	14	2:18.158	04.953						





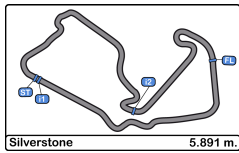
Silverstone Circuit
Alpine ELF Europa Cup
Race - 1



Best Sectors Results

Sector - 1			Sector - 2			Sector - 3			Ideal Lap vs Best Lap						
Clas	Nº	Driver	Time	Nº	Driver	Time	Nº	Driver	Time	Clas	Nº	Driver	Ideal Lap	Best Lap	Clas
1	15	Gael Castelli	41.350	2	Vincent Beltoise	59.488	11	Sylvain Noel	35.628	1	15	Gael Castelli	2:16.614	2:16.934	1
2	11	Sylvain Noel	41.407	110	Oliver Webb	59.499	14	Julien Neveu	35.667	2	110	Oliver Webb	2:16.687	2:16.978	2
3	17	Jean-Baptiste Mela	41.461	15	Gael Castelli	59.537	110	Oliver Webb	35.694	3	17	Jean-Baptiste Mela	2:16.856	2:17.227	6
4	11	Oliver Webb	41.494	17	Jean-Baptiste Mela	59.615	15	Gael Castelli	35.727	4	11	Sylvain Noel	2:16.890	2:17.402	8
5	14	Julien Neveu	41.551	76	Pierre Sancinéna	59.680	2	Vincent Beltoise	35.774	5	2	Vincent Beltoise	2:16.921	2:17.134	4
6	77	Thomas Padovani	41.602	77	Thomas Padovani	59.708	17	Jean-Baptiste Mela	35.780	6	14	Julien Neveu	2:16.938	2:17.114	3
7	76	Pierre Sancinéna	41.635	14	Julien Neveu	59.720	77	Thomas Padovani	35.801	7	77	Thomas Padovani	2:17.111	2:17.286	7
8	2	Vincent Beltoise	41.659	11	Sylvain Noel	59.855	8	Nicolas Milan	35.832	8	76	Pierre Sancinéna	2:17.213	2:17.213	5
9	8	Nicolas Milan	41.988	4	Mathieu Blaise	1:00.038	76	Pierre Sancinéna	35.898	9	8	Nicolas Milan	2:17.951	2:18.267	9
10	69	Laurent Hurgon	42.021	69	Laurent Hurgon	1:00.065	69	Laurent Hurgon	36.011	10	69	Laurent Hurgon	2:18.097	2:19.087	11
11	4	Mathieu Blaise	42.319	8	Nicolas Milan	1:00.131	4	Mathieu Blaise	36.060	11	4	Mathieu Blaise	2:18.417	2:18.767	10
12	7	Franc Rouxel	43.960	18	Pierre Macchi	1:02.304	7	Franc Rouxel	37.124	12	18	Pierre Macchi	2:23.601	2:24.279	13
13	18	Pierre Macchi	44.103	7	Franc Rouxel	1:02.710	18	Pierre Macchi	37.194	13	7	Franc Rouxel	2:23.794	2:24.119	12



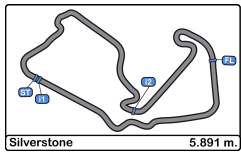


Silverstone Circuit
Alpine ELF Europa Cup
Race - 1
Leader Sequence



<u>N°</u>	<u>Driver</u>	<u>Nat</u>	<u>Team</u>	<u>Level</u>	<u>Cls</u>	<u>Category</u>	<u>Start Lap</u>	<u>End Lap</u>	<u>Laps</u>	<u>Total Laps</u>
110	Oliver Webb	GBR	RACING TECHNOLOGY				1	12	12	12



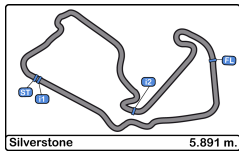


Silverstone Circuit
Alpine ELF Europa Cup
Race - 1
Best 5 Lap Times



Cls	N°	Driver	Nat	Team	Level	Cls	Category	Best 1		Best 2		Best 3		Best 4		Best 5	
								Time	Lap	Time	Lap	Time	Lap	Time	Lap	Time	Lap
1	15	Gael Castelli	FRA	MILAN COMPETITION				2:16.934	7	2:16.999	8	2:17.318	6	2:17.329	9	2:17.474	4
2	110	Oliver Webb	GBR	RACING TECHNOLOGY				2:16.978	10	2:16.999	4	2:17.011	8	2:17.112	9	2:17.166	5
3	14	Julien Neveu	FRA	AUTOSPORT GP	Inter C	1		2:17.114	2	2:17.237	3	2:17.428	5	2:17.453	6	2:17.458	7
4	2	Vincent Beltoise	FRA	CMR - CCF	Inter C	2		2:17.134	5	2:17.327	4	2:17.383	9	2:17.400	8	2:17.416	7
5	76	Pierre Sancinena	FRA	CMR	Inter C	3		2:17.213	4	2:17.580	5	2:17.824	3	2:17.919	10	2:17.952	11
6	17	Jean-Baptiste Mela	FRA	AUTOSPORT GP	Inter C	4	Junior	2:17.227	8	2:17.294	7	2:17.399	11	2:17.441	9	2:17.594	2
7	77	Thomas Padovani	EST	MILAN COMPETITION	Inter C	5		2:17.286	9	2:17.304	8	2:17.433	7	2:17.532	4	2:17.774	5
8	11	Sylvain Noel	FRA	RACING TECHNOLOGY	Inter C	6	Gentleman	2:17.402	7	2:17.547	4	2:17.758	3	2:17.773	9	2:17.936	10
9	8	Nicolas Milan	FRA	MILAN COMPETITION	Inter C	7		2:18.267	4	2:18.593	8	2:18.661	6	2:18.799	5	2:18.938	3
10	4	Mathieu Blaise	FRA	RACING TECHNOLOGY	Inter D	1		2:18.767	8	2:18.776	6	2:19.064	5	2:19.475	10	2:19.697	11
11	69	Laurent Hurgon	FRA	AUTOSPORT GP-PATRICK PARRA	Inter C	8	Gentleman	2:19.087	2	2:19.794	3	2:25.434	4	2:26.839	1		
12	7	Franc Rouxel	FRA	RACING TECHNOLOGY	Inter D	2	Gentleman	2:24.119	12	2:24.260	9	2:24.572	8	2:24.778	7	2:24.785	10
13	18	Pierre Macchi	FRA	AUTOSPORT GP	Inter D	3	Gentleman	2:24.279	9	2:24.279	10	2:24.405	7	2:24.568	11	2:24.779	5





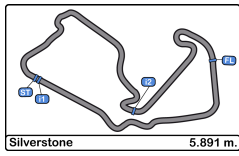
Silverstone Circuit
Alpine ELF Europa Cup
Race - 1



Fastest Laps Sequence

Lap	Time of Day	Session Time	Nº	Driver	Nat	Team	Level	Category	Time	Km/h
2	17:39:43.953	4:38.953	110	Oliver Webb	GBR	RACING TECHNOLOGY			2:17.277	154.4
2	17:39:45.378	4:40.378	14	Julien Neveu	FRA	AUTOSPORT GP	Inter C		2:17.114	154.6
4	17:44:18.170	9:13.170	110	Oliver Webb	GBR	RACING TECHNOLOGY			2:16.999	154.8
7	17:51:14.813	16:09.813	15	Gael Castelli	FRA	MILAN COMPETITION			2:16.934	154.8





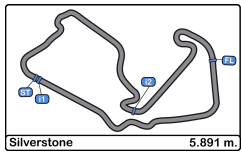
Silverstone Circuit
Alpine ELF Europa Cup
Race - 1
Lap Chart



LAP

Nr	Pos	Grid	1	2	3	4	5	6	7	8	9	10	11	12
110	1	110	110	110	110	110	110	110	110	110	110	110	110	110
76	2	76	2	2	2	2	2	2	2	2	2	2	2	2
11	3	11	14	14	14	14	14	14	14	14	14	14	14	15
2	4	2	11	11	11	11	15	15	15	15	15	15	15	17
77	5	77	15	15	15	15	11	17	17	17	17	17	17	14
14	6	14	17	17	17	17	17	11	11	76	76	76	76	76
15	7	15	76	76	76	76	76	76	76	11	11	11	11	11
69	8	69	77	69	8	8	8	8	77	77	77	8	8	8
17	9	17	69	8	69	77	77	77	8	8	8	4	4	4
8	10	8	8	4	77	4	4	4	4	4	4	77	77	77
4	11	4	4	77	4	69	18	18	18	18	18	18	18	18
18	12	18	18	18	18	18	7	7	7	7	7	7	7	7
7	13	7	7	7	7	7								

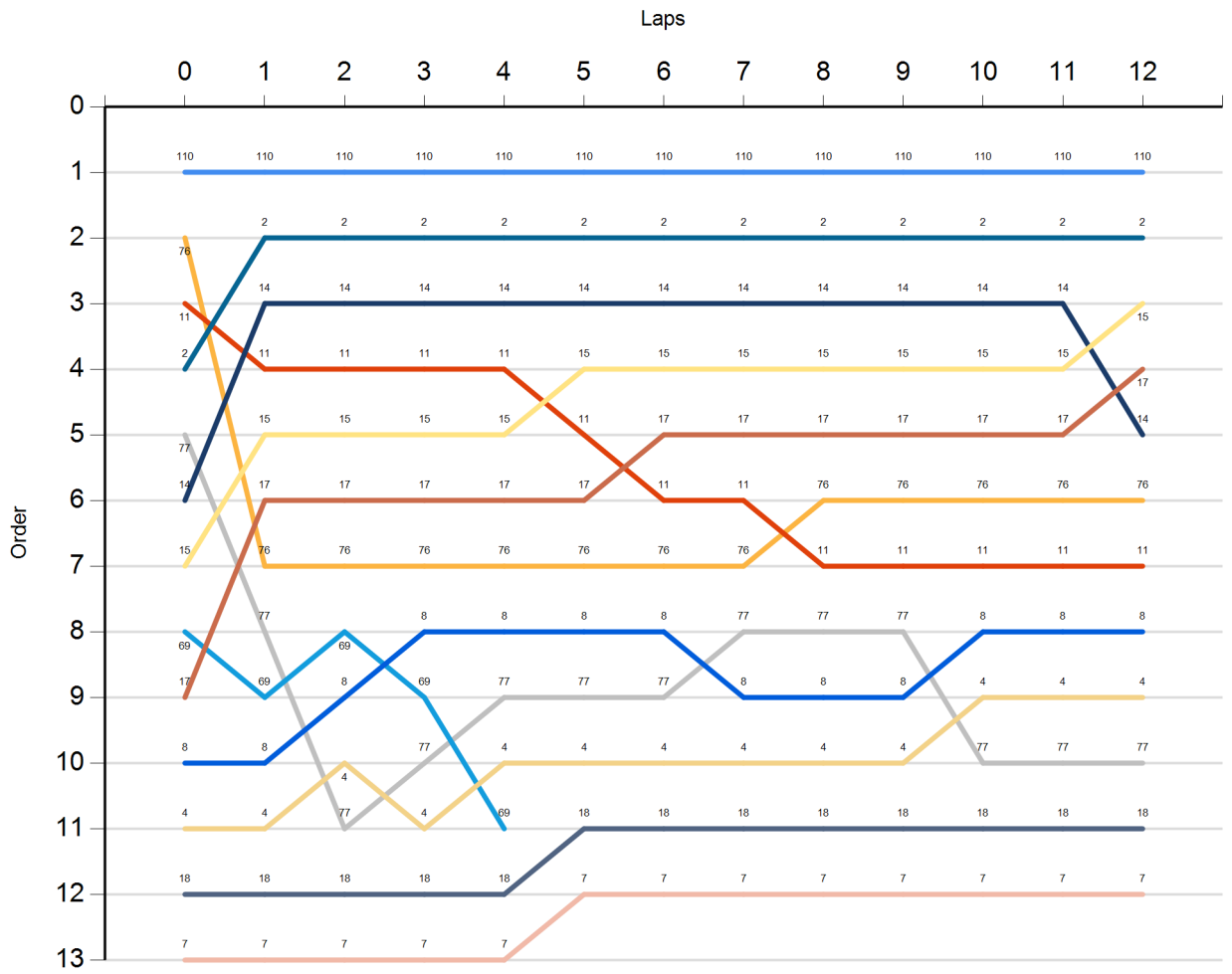


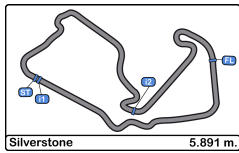


Silverstone Circuit
Alpine ELF Europa Cup
Race - 1
Graphic Lap Chart



- 110
- 76
- 11
- 2
- 77
- 14
- 15
- 69
- 17
- 8
- 4
- 18
- 7



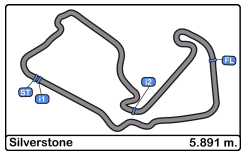


Silverstone Circuit
Alpine ELF Europa Cup
Race - 1
Pit Stop Analysis

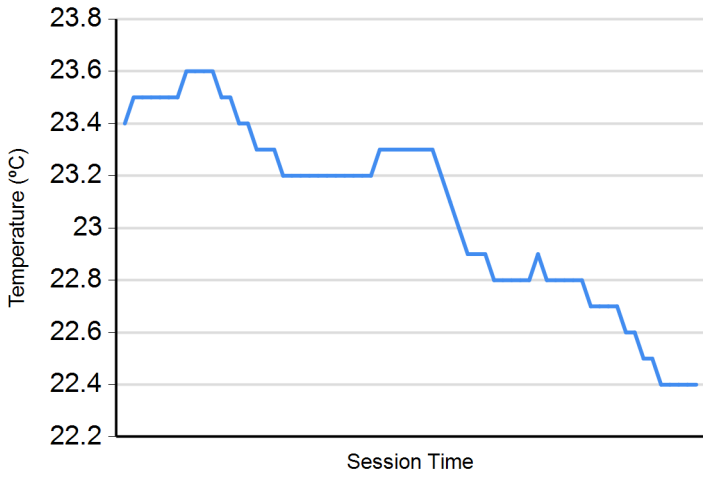


N°	In Day Time	Driver	Nat	Team	Nat	Vehicle	In Time	Stop N°	Pit Time	Handicap	Penalty
----	-------------	--------	-----	------	-----	---------	---------	---------	----------	----------	---------

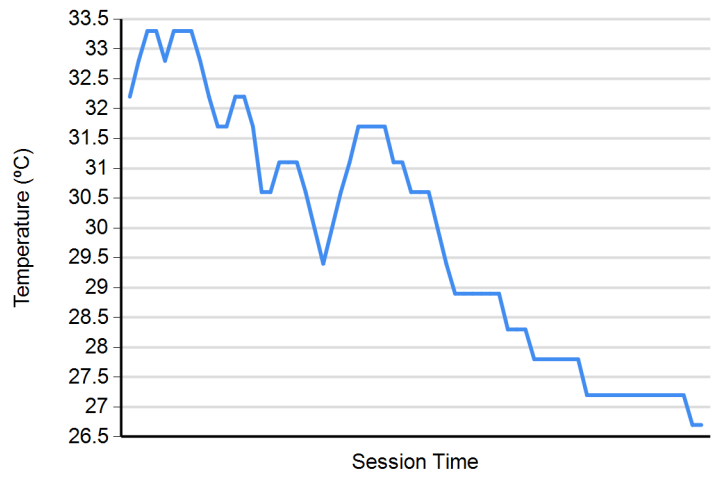




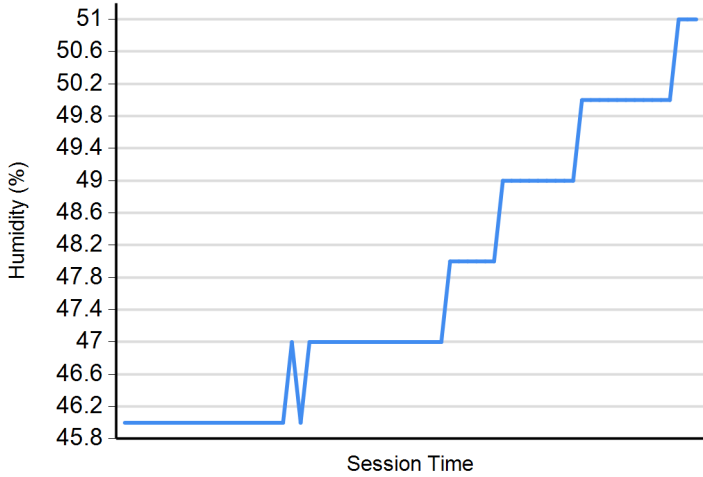
Air Temperature



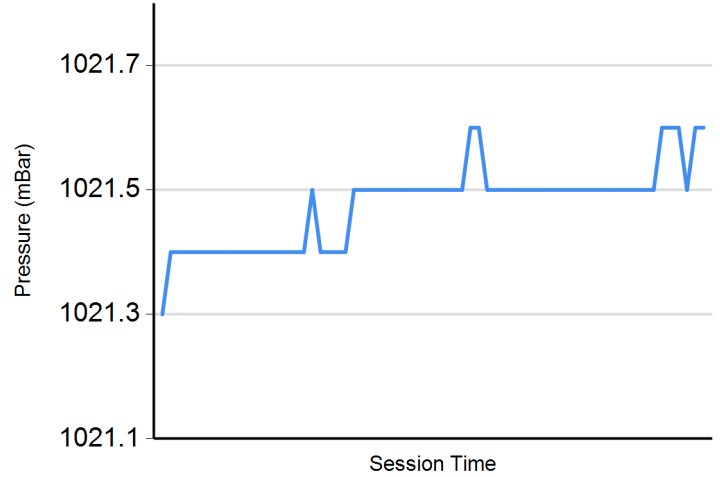
Track Temperature



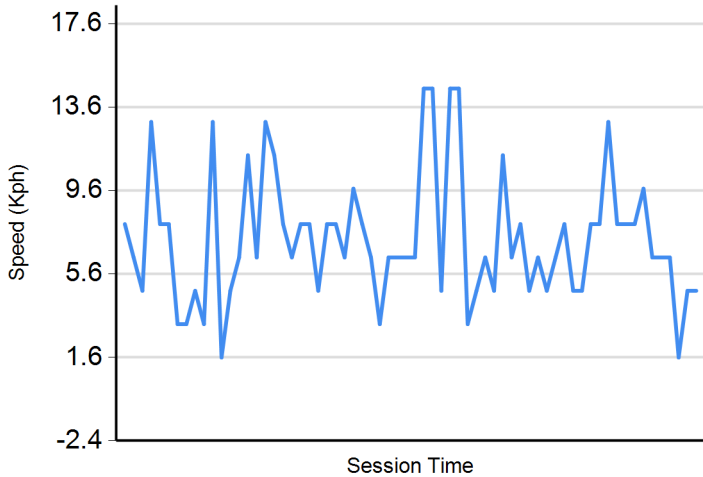
Humidity



Pressure



Wind Speed



Wind direction

North = 0°/360° Est = 90° South = 180° West = 270°

