

Circuito de Barcelona
Alpine ELF Europa Cup
Race - 2
Provisional Results



Cls	N°	Driver	Nat	Team	Level	Category	Laps	Total Time	Gap	Interval	Km/h	Best	Time	Km/h
1	8	Nicolas Milan	FRA	MILAN COMPETITION	Inter C		14	28:51.586			135.4	6	1:57.447	142.6
2	21	Marc Guillot	FRA	MILAN COMPETITION	Inter C		14	28:52.289	0.703	0.703	135.4	12	1:57.351	142.8
3	14	Julien Neveu	FRA	AUTOSPORT GP	Inter C		14	28:53.524	1.938	1.235	135.3	3	1:57.051	143.1
4	76	Pierre Sancinéna	FRA	CMR	Inter C		14	28:53.911	2.325	0.387	135.3	3	1:57.358	142.7
5	17	Jean-Baptiste Mela	FRA	AUTOSPORT GP	Inter C	Junior	14	28:54.339	2.753	0.428	135.2	10	1:57.111	143.0
6	11	Sylvain Noel	FRA	RACING TECHNOLOGY	Inter C	Gentleman	14	29:01.936	10.350	7.597	134.6	3	1:57.315	142.8
7	77	Thomas Padovani	EST	MILAN COMPETITION	Inter C		14	29:03.020	11.434	1.084	134.6	6	1:57.822	142.2
8	9	Marc de Fulgencio	ESP	TEAM VRT	Inter B	Junior	14	29:03.426	11.840	0.406	134.5	6	1:57.605	142.4
9	69	Laurent Hurgon	FRA	AUTOSPORT GP-PATRICK ROGER	Inter C	Gentleman	14	29:04.439	12.853	1.013	134.4	3	1:57.388	142.7
10	4	Mathieu Blaise	FRA	RACING TECHNOLOGY	Inter D		14	29:06.499	14.913	2.060	134.3	6	1:57.847	142.2
11	110	Jaime Hernandez	ESP	RACING TECHNOLOGY	Inter C	Gentleman	14	29:22.625	31.039	16.126	133.1	12	2:00.120	139.5
12	33	Grégory Romano	MC	CMR	Inter D	Gentleman	14	29:34.166	42.580	11.541	132.2	8	2:00.847	138.6
13	3	Denis Gibaud	FRA	MILAN COMPETITION	Inter C	Gentleman	14	29:40.828	49.242	6.662	131.7	8	2:01.200	138.2
14	2	Vincent Beltoise	FRA	CMR - CCF	Inter C		13	28:33.531	1 Lap	1 Lap	127.1	6	1:57.380	142.7
15	5	Stéphane Proux	FRA	AUTOMECA	Inter D		12	25:42.977	2 Laps	1 Lap	130.3	9	2:02.054	137.2
16	7	Franc Rouxel	FRA	AUTOMECA	Inter D	Gentleman	12	25:43.207	2 Laps	0.230	130.3	11	2:02.086	137.2
Not classified: (Requirements: 75% of number laps of leader = 11 Laps)														
	15	Gael Castelli	FRA	MILAN COMPETITION	Inter C		9	19:02.816	5 Laps	3 Laps	131.9	7	1:57.543	142.5
	18	Pierre Combot	FRA	AUTOSPORT GP	Inter C		2	4:07.405	12 Laps	7 Laps	135.4	2	1:59.199	140.5

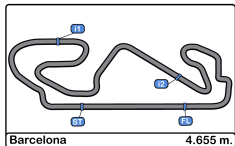
Fastest lap Julien Neveu in 1:57.051 at 143.2 Km/h in lap 3

Published at:.....

Track Temp: **18.1 °C** Air Temp: **21.1 °C** Humidity: **70 %** Track Status: **DRY**

Stewards:	Race Director:	Timekeeper:
------------------	-----------------------	------------------------





Circuito de Barcelona
Alpine ELF Europa Cup
Race - 2
Provisional Results by Class



Cla	Nº	Driver	Nat	Team	Level	Category	Laps	Total Time	Gap	Interval	Km/h	Best	Time	Km/h
Inter B														
1	9	Marc de Fulgencio	ESP	TEAM VRT	Inter B	Junior	14	29:03.426			134.5	6	1:57.605	142.4
Inter C														
1	8	Nicolas Milan	FRA	MILAN COMPETITION	Inter C		14	28:51.586			135.4	6	1:57.447	142.6
2	21	Marc Guillot	FRA	MILAN COMPETITION	Inter C		14	28:52.289	0.703	0.703	135.4	12	1:57.351	142.8
3	14	Julien Neveu	FRA	AUTOSPORT GP	Inter C		14	28:53.524	1.938	1.235	135.3	3	1:57.051	143.1
4	76	Pierre Sancinena	FRA	CMR	Inter C		14	28:53.911	2.325	0.387	135.3	3	1:57.358	142.7
5	17	Jean-Baptiste Mela	FRA	AUTOSPORT GP	Inter C	Junior	14	28:54.339	2.753	0.428	135.2	10	1:57.111	143.0
6	11	Sylvain Noel	FRA	RACING TECHNOLOGY	Inter C	Gentleman	14	29:01.936	10.350	7.597	134.6	3	1:57.315	142.8
7	77	Thomas Padovani	EST	MILAN COMPETITION	Inter C		14	29:03.020	11.434	1.084	134.6	6	1:57.822	142.2
8	69	Laurent Hurgon	FRA	AUTOSPORT GP-PATRICK ROGER	Inter C	Gentleman	14	29:04.439	12.853	1.419	134.4	3	1:57.388	142.7
9	110	Jaime Hernandez	ESP	RACING TECHNOLOGY	Inter C	Gentleman	14	29:22.625	31.039	18.186	133.1	12	2:00.120	139.5
10	3	Denis Gibaud	FRA	MILAN COMPETITION	Inter C	Gentleman	14	29:40.828	49.242	18.203	131.7	8	2:01.200	138.2
11	2	Vincent Beltoise	FRA	CMR - CCF	Inter C		13	28:33.531	1 Lap	1 Lap	127.1	6	1:57.380	142.7
Not classified: (Requirements: 75% of number laps of leader = 11 Laps)														
15	Gael Castelli	FRA	MILAN COMPETITION	Inter C			9	19:02.816	5 Laps	4 Laps	131.9	7	1:57.543	142.5
18	Pierre Combot	FRA	AUTOSPORT GP	Inter C			2	4:07.405	12 Laps	7 Laps	135.4	2	1:59.199	140.5
Inter D														
1	4	Mathieu Blaise	FRA	RACING TECHNOLOGY	Inter D		14	29:06.499			134.3	6	1:57.847	142.2
2	33	Grégory Romano	MC	CMR	Inter D	Gentleman	14	29:34.166	42.580	27.667	132.2	8	2:00.847	138.6
3	5	Stéphane Proux	FRA	AUTOMECA	Inter D		12	25:42.977	2 Laps	2 Laps	130.3	9	2:02.054	137.2
4	7	Franc Rouxel	FRA	AUTOMECA	Inter D	Gentleman	12	25:43.207	2 Laps	0.230	130.3	11	2:02.086	137.2

Fastest lap Julien Neveu in 1:57.051 at 143.2 Km/h in lap 3

Published at:.....

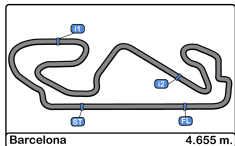
Track Temp: **18.1 °C** Air Temp: **21.1 °C** Humidity: **70 %** Track Status: **DRY**

Stewards:

Race Director:

Timekeeper:





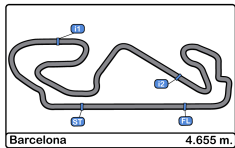
Circuito de Barcelona
Alpine ELF Europa Cup
Race - 2



Provisional Classification by Driver Fastest Lap

Cls	Nº	Driver	Nat	Team	Level	Category	Laps	Best	Time	Gap	Interval	Km/h
1	14	Julien Neveu	FRA	AUTOSPORT GP	Inter C		14	3	1:57.051			143.1
2	17	Jean-Baptiste Mela	FRA	AUTOSPORT GP	Inter C	Junior	14	10	1:57.111	0.060	0.060	143.0
3	11	Sylvain Noel	FRA	RACING TECHNOLOGY	Inter C	Gentleman	14	3	1:57.315	0.264	0.204	142.8
4	21	Marc Guillot	FRA	MILAN COMPETITION	Inter C		14	12	1:57.351	0.300	0.036	142.8
5	76	Pierre Sancin�na	FRA	CMR	Inter C		14	3	1:57.358	0.307	0.007	142.7
6	2	Vincent Beltoise	FRA	CMR - CCF	Inter C		13	6	1:57.380	0.329	0.022	142.7
7	69	Laurent Hurgon	FRA	AUTOSPORT GP-PATRICK ROGER	Inter C	Gentleman	14	3	1:57.388	0.337	0.008	142.7
8	8	Nicolas Milan	FRA	MILAN COMPETITION	Inter C		14	6	1:57.447	0.396	0.059	142.6
9	15	Gael Castelli	FRA	MILAN COMPETITION	Inter C		9	7	1:57.543	0.492	0.096	142.5
10	9	Marc de Fulgencio	ESP	TEAM VRT	Inter B	Junior	14	6	1:57.605	0.554	0.062	142.4
11	77	Thomas Padovani	EST	MILAN COMPETITION	Inter C		14	6	1:57.822	0.771	0.217	142.2
12	4	Mathieu Blaise	FRA	RACING TECHNOLOGY	Inter D		14	6	1:57.847	0.796	0.025	142.2
13	18	Pierre Combot	FRA	AUTOSPORT GP	Inter C		2	2	1:59.199	2.148	1.352	140.5
14	110	Jaime Hernandez	ESP	RACING TECHNOLOGY	Inter C	Gentleman	14	12	2:00.120	3.069	0.921	139.5
15	33	Gr�gory Romano	MCO	CMR	Inter D	Gentleman	14	8	2:00.847	3.796	0.727	138.6
16	3	Denis Gibaud	FRA	MILAN COMPETITION	Inter C	Gentleman	14	8	2:01.200	4.149	0.353	138.2
17	5	St�phane Proux	FRA	AUTOMECA	Inter D		12	9	2:02.054	5.003	0.854	137.2
18	7	Franc Rouxel	FRA	AUTOMECA	Inter D	Gentleman	12	11	2:02.086	5.035	0.032	137.2





Circuito de Barcelona
Alpine ELF Europa Cup
Race - 2



Distance and Speed Average

Cls	Nº	Driver	Nat	Team	Level	Category	Laps	Distance	Total Time	Km/h
1	8	Nicolas Milan	FRA	MILAN COMPETITION	Inter C		14	65.17	28:51.586	135.4
2	21	Marc Guillot	FRA	MILAN COMPETITION	Inter C		14	65.17	28:52.289	135.4
3	14	Julien Neveu	FRA	AUTOSPORT GP	Inter C		14	65.17	28:53.524	135.3
4	76	Pierre Sancin�na	FRA	CMR	Inter C		14	65.17	28:53.911	135.3
5	17	Jean-Baptiste Mela	FRA	AUTOSPORT GP	Inter C	Junior	14	65.17	28:54.339	135.2
6	11	Sylvain Noel	FRA	RACING TECHNOLOGY	Inter C	Gentleman	14	65.17	29:01.936	134.6
7	77	Thomas Padovani	EST	MILAN COMPETITION	Inter C		14	65.17	29:03.020	134.6
8	9	Marc de Fulgencio	ESP	TEAM VRT	Inter B	Junior	14	65.17	29:03.426	134.5
9	69	Laurent Hurgon	FRA	AUTOSPORT GP-PATRICK ROGER	Inter C	Gentleman	14	65.17	29:04.439	134.4
10	4	Mathieu Blaise	FRA	RACING TECHNOLOGY	Inter D		14	65.17	29:06.499	134.3
11	110	Jaime Hernandez	ESP	RACING TECHNOLOGY	Inter C	Gentleman	14	65.17	29:22.625	133.1
12	33	Gr�gory Romano	MCO	CMR	Inter D	Gentleman	14	65.17	29:34.166	132.2
13	3	Denis Gibaud	FRA	MILAN COMPETITION	Inter C	Gentleman	14	65.17	29:40.828	131.7
14	2	Vincent Beltoise	FRA	CMR - CCF	Inter C		13	60.51	28:33.531	127.1
15	5	St�phane Proux	FRA	AUTOMECA	Inter D		12	55.86	25:42.977	130.3
16	7	Franc Rouxel	FRA	AUTOMECA	Inter D	Gentleman	12	55.86	25:43.207	130.3
Not classified: (Requirements: 75% of number laps of leader = 11 Laps)										
	15	Gael Castelli	FRA	MILAN COMPETITION	Inter C		9	41.89	19:02.816	131.9
	18	Pierre Combot	FRA	AUTOSPORT GP	Inter C		2	09.31	4:07.405	135.4





Circuito de Barcelona
Alpine ELF Europa Cup
Race - 2
Lap Analysis



2

Vincent Beltoise

5

Stéphane Proux

CMR - CCF

AUTOMECA

Lap D	Time	Sector 1	Sector 2	Sector 3	T. Spd	Elapsed	Lap D	Time	Sector 1	Sector 2	Sector 3	T. Spd	Elapsed
1	2:06.956	40.987	46.517	39.452		2:06.956	1	2:16.378	45.201	49.761	41.416		2:16.378
2	1:57.560	33.545	45.717	38.298		4:04.516	2	2:05.495	36.267	49.026	40.202		4:21.873
3	1:57.442	33.450	45.788	38.204		6:01.958	3	2:05.724	36.096	48.306	41.322		6:27.597
4	2:20.375	33.503	57.213	49.659		8:22.333	4	2:08.985	35.619	50.763	42.603		8:36.582
5	2:51.025	54.126	1:11.304	45.595		11:13.358	5	2:43.833	49.080	1:10.595	44.158		11:20.415
6	1:57.380	33.535	45.695	38.150		13:10.738	6	2:04.620	35.331	49.023	40.266		13:25.035
7	1:57.932	33.355	46.089	38.488		15:08.670	7	2:03.761	35.226	48.622	39.913		15:28.796
8	1:57.660	33.305	45.956	38.399		17:06.330	8	2:03.257	35.099	47.778	40.380		17:32.053
9	2:55.041 P	33.893	1:33.417	47.731		20:01.371	9	2:02.054	34.695	47.889	39.470		19:34.107
10	2:38.513	1:13.601	46.609	38.303		22:39.884	10	2:03.389	35.208	48.420	39.761		21:37.496
11	1:58.023	33.700	46.338	37.985		24:37.907	11	2:02.856	35.206	47.736	39.914		23:40.352
12	1:57.410	33.675	45.693	38.042		26:35.317	12	2:02.625	35.017	47.512	40.096		25:42.977
13	1:58.214	33.803	45.780	38.631		28:33.531	13		36.278	47.785			
14		33.959	47.056										

3

Denis Gibaud

7

Franc Rouxel

MILAN COMPETITION

AUTOMECA

Lap D	Time	Sector 1	Sector 2	Sector 3	T. Spd	Elapsed	Lap D	Time	Sector 1	Sector 2	Sector 3	T. Spd	Elapsed
1	2:11.117	42.439	48.474	40.204		2:11.117	1	2:15.094	44.386	49.690	41.018		2:15.094
2	2:02.581	34.806	47.958	39.817		4:13.698	2	2:05.834	35.865	49.221	40.748		4:20.928
3	2:01.992	34.447	47.467	40.078		6:15.690	3	2:05.855	35.731	48.825	41.299		6:26.783
4	2:13.332	34.398	48.971	49.963		8:29.022	4	2:09.246	35.853	50.606	42.787		8:36.029
5	2:48.241	52.654	1:10.569	45.018		11:17.263	5	2:43.579	48.603	1:09.342	45.634		11:19.608
6	2:01.384	34.070	47.185	40.129		13:18.647	6	2:04.634	35.314	48.788	40.532		13:24.242
7	2:02.719	35.425	47.635	39.659		15:21.366	7	2:05.444	35.488	49.620	40.336		15:29.686
8	2:01.200	34.294	47.338	39.568		17:22.566	8	2:03.156	35.217	48.195	39.744		17:32.842
9	2:03.186	34.683	48.320	40.183		19:25.752	9	2:03.576	34.918	48.965	39.693		19:36.418
10	2:03.114	35.139	48.201	39.774		21:28.866	10	2:02.181	34.740	47.989	39.452		21:38.599
11	2:02.483	34.580	48.024	39.879		23:31.349	11	2:02.086	34.815	47.858	39.413		23:40.685
12	2:02.900	34.718	48.041	40.141		25:34.249	12	2:02.522	35.185	47.764	39.573		25:43.207
13	2:03.970	36.242	47.681	40.047		27:38.219	13		35.479	47.635			
14	2:02.609	34.910	47.397	40.302		29:40.828							

4

Mathieu Blaise

8

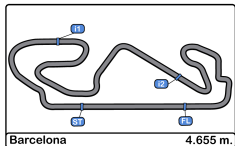
Nicolas Milan

RACING TECHNOLOGY

MILAN COMPETITION

Lap D	Time	Sector 1	Sector 2	Sector 3	T. Spd	Elapsed	Lap D	Time	Sector 1	Sector 2	Sector 3	T. Spd	Elapsed
1	2:11.531	43.039	47.926	40.566		2:11.531	1	2:04.549	40.109	46.054	38.386		2:04.549
2	2:00.011	34.504	46.660	38.847		4:11.542	2	1:57.869	33.656	46.066	38.147		4:02.418
3	1:59.437	33.882	46.810	38.745		6:10.979	3	1:57.578	33.568	45.834	38.176		5:59.996
4	2:16.123	33.872	52.530	49.721		8:27.102	4	2:18.581	33.612	55.350	49.619		8:18.577
5	2:49.099	53.062	1:10.609	45.428		11:16.201	5	2:53.094	53.773	1:11.242	48.079		11:11.671
6	1:57.847	33.560	45.952	38.335		13:14.048	6	1:57.447	33.463	45.849	38.135		13:09.118
7	1:59.125	33.972	46.078	39.075		15:13.173	7	1:57.560	33.611	45.773	38.176		15:06.678
8	1:58.255	33.612	45.960	38.683		17:11.428	8	1:57.715	33.761	45.761	38.193		17:04.393
9	1:58.577	33.685	46.238	38.654		19:10.005	9	1:57.877	33.797	45.772	38.308		19:02.270
10	1:58.989	33.683	46.035	39.271		21:08.994	10	1:57.630	33.596	45.691	38.343		20:59.900
11	1:58.701	33.819	46.020	38.862		23:07.695	11	1:57.605	33.661	45.748	38.196		22:57.505
12	1:59.227	33.830	46.322	39.075		25:06.922	12	1:57.654	33.668	45.678	38.308		24:55.159
13	2:00.061	34.420	46.635	39.006		27:06.983	13	1:58.231	33.739	45.880	38.612		26:53.390
14	1:59.516	34.107	46.525	38.884		29:06.499	14	1:58.196	33.658	45.956	38.582		28:51.586





Circuito de Barcelona
Alpine ELF Europa Cup
Race - 2
Lap Analysis



9

Marc de Fulgencio

15

Gael Castelli

TEAM VRT

MILAN COMPETITION

Lap D	Time	Sector 1	Sector 2	Sector 3	T. Spd	Elapsed
1	2:07.790	41.555	46.907	39.328		2:07.790
2	1:58.884	34.239	46.412	38.233		4:06.674
3	1:58.453	33.833	46.262	38.358		6:05.127
4	2:20.684	33.739	56.917	50.028		8:25.811
5	2:49.129	53.105	1:10.964	45.060		11:14.940
6	1:57.605	33.344	45.911	38.350		13:12.545
7	1:58.097	33.578	45.982	38.537		15:10.642
8	1:57.888	33.540	45.830	38.518		17:08.530
9	1:59.986	33.704	46.636	39.646		19:08.516
10	1:58.474	33.812	46.101	38.561		21:06.990
11	1:58.534	33.762	46.001	38.771		23:05.524
12	1:59.063	33.672	46.162	39.229		25:04.587
13	1:58.503	33.765	45.996	38.742		27:03.090
14	2:00.336	34.854	46.059	39.423		29:03.426

11

Sylvain Noel

RACING TECHNOLOGY

Lap D	Time	Sector 1	Sector 2	Sector 3	T. Spd	Elapsed
1	2:07.565	41.715	46.629	39.221		2:07.565
2	1:57.511	33.696	45.974	37.841		4:05.076
3	1:57.315	33.216	46.004	38.095		6:02.391
4	2:22.122	33.282	57.896	50.944		8:24.513
5	2:49.352	53.090	1:10.844	45.418		11:13.865
6	1:57.605	33.364	45.999	38.242		13:11.470
7	1:58.382	33.447	45.895	39.040		15:09.852
8	1:57.355	33.585	45.679	38.091		17:07.207
9	2:00.427	33.728	47.645	39.054		19:07.634
10	1:58.981	34.127	46.364	38.490		21:06.615
11	1:58.469	33.971	45.913	38.585		23:05.084
12	1:58.562	33.926	46.186	38.450		25:03.646
13	1:59.218	33.934	46.315	38.969		27:02.864
14	1:59.072	34.241	46.097	38.734		29:01.936

14

Julien Neveu

AUTOSPORT GP

Lap D	Time	Sector 1	Sector 2	Sector 3	T. Spd	Elapsed
1	2:08.450	42.837	46.580	39.033		2:08.450
2	1:57.198	33.573	45.824	37.801		4:05.648
3	1:57.051	33.103	45.808	38.140		6:02.699
4	2:22.473	33.310	58.698	50.465		8:25.172
5	2:49.252	53.107	1:10.811	45.334		11:14.424
6	1:57.489	33.422	45.850	38.217		13:11.913
7	1:57.315	33.182	45.882	38.251		15:09.228
8	1:57.370	33.277	45.805	38.288		17:06.598
9	1:57.937	33.822	45.920	38.195		19:04.535
10	1:57.607	33.371	45.975	38.261		21:02.142
11	1:57.735	33.640	45.714	38.381		22:59.877
12	1:57.729	33.578	45.808	38.343		24:57.606
13	1:57.866	33.679	45.872	38.315		26:55.472
14	1:58.052	33.634	45.932	38.486		28:53.524

17

Jean-Baptiste Mela

AUTOSPORT GP

Lap D	Time	Sector 1	Sector 2	Sector 3	T. Spd	Elapsed
1	2:18.662	41.446	46.372	50.844		2:18.662
2	1:57.225	33.581	45.673	37.971		4:15.887
3	1:58.310	34.120	45.799	38.391		6:14.197
4	2:13.809	33.906	49.933	49.970		8:28.006
5	2:48.556	53.036	1:10.362	45.158		11:16.562
6	1:57.659	33.367	46.119	38.173		13:14.221
7	1:57.607	33.502	45.712	38.393		15:11.828
8	1:57.292	33.593	45.377	38.322		17:09.120
9	1:57.819	33.391	46.120	38.308		19:06.939
10	1:57.111	33.491	45.603	38.017		21:04.050
11	1:57.216	33.522	45.473	38.221		23:01.266
12	1:58.048	33.301	46.629	38.118		24:59.314
13	1:57.214	33.343	45.555	38.316		26:56.528
14	1:57.811	33.614	45.828	38.369		28:54.339

18

Pierre Combot

AUTOSPORT GP

Lap D	Time	Sector 1	Sector 2	Sector 3	T. Spd	Elapsed
1	2:08.206	42.145	46.870	39.191		2:08.206
2	1:59.199	34.172	46.444	38.583		4:07.405
3		33.393	46.460			

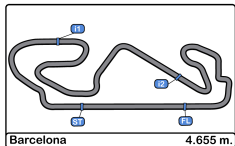
21

Marc Guillot

MILAN COMPETITION

Lap D	Time	Sector 1	Sector 2	Sector 3	T. Spd	Elapsed
1	2:04.818	40.351	46.148	38.319		2:04.818
2	1:57.924	33.711	45.948	38.265		4:02.742
3	1:57.562	33.563	45.834	38.165		6:00.304
4	2:19.182	33.548	56.024	49.610		8:19.486
5	2:52.339	53.748	1:10.849	47.742		11:11.825
6	1:57.687	33.507	45.793	38.387		13:09.512
7	1:57.528	33.450	45.811	38.267		15:07.040
8	1:57.601	33.624	45.835	38.142		17:04.641
9	1:57.882	33.748	45.870	38.264		19:02.523
10	1:57.668	33.589	45.683	38.396		21:00.191
11	1:57.818	33.650	45.723	38.445		22:58.009
12	1:57.351	33.542	45.552	38.257		24:55.360
13	1:58.228	33.760	45.848	38.620		26:53.588
14	1:58.701	33.850	45.957	38.894		28:52.289





Circuito de Barcelona
Alpine ELF Europa Cup
Race - 2
Lap Analysis



33

Grégory Romano

77

Thomas Padovani

CMR

MILAN COMPETITION

Lap D	Time	Sector 1	Sector 2	Sector 3	T. Spd	Elapsed	Lap D	Time	Sector 1	Sector 2	Sector 3	T. Spd	Elapsed
1	2:13.242	43.925	49.208	40.109		2:13.242	1	2:09.049	42.733	46.597	39.719		2:09.049
2	2:04.211	35.257	48.374	40.580		4:17.453	2	1:58.959	33.595	46.425	38.939		4:08.008
3	2:03.434	35.313	48.215	39.906		6:20.887	3	1:58.682	33.633	45.926	39.123		6:06.690
4	2:09.636	35.118	48.829	45.689		8:30.523	4	2:19.795	33.756	56.100	49.939		8:26.485
5	2:48.191	53.342	1:09.423	45.426		11:18.714	5	2:49.171	53.131	1:10.493	45.547		11:15.656
6	2:02.419	34.920	47.826	39.673		13:21.133	6	1:57.822	33.461	45.720	38.641		13:13.478
7	2:01.138	34.608	47.265	39.265		15:22.271	7	1:58.793	33.776	45.856	39.161		15:12.271
8	2:00.847	34.176	47.430	39.241		17:23.118	8	1:58.433	33.898	45.988	38.547		17:10.704
9	2:02.760	34.426	49.448	38.886		19:25.878	9	1:58.573	33.850	45.996	38.727		19:09.277
10	2:01.702	34.616	48.094	38.992		21:27.580	10	1:58.289	33.702	45.968	38.619		21:07.566
11	2:01.080	34.778	47.058	39.244		23:28.660	11	1:58.669	33.599	45.943	39.127		23:06.235
12	2:00.916	34.601	47.225	39.090		25:29.576	12	1:58.732	33.605	45.883	39.244		25:04.967
13	2:01.787	35.303	47.317	39.167		27:31.363	13	1:58.461	33.751	46.028	38.682		27:03.428
14	2:02.803	34.894	47.791	40.118		29:34.166	14	1:59.592	34.185	46.014	39.393		29:03.020

69

Laurent Hurgon

110

Jaime Hernandez

AUTOSPORT GP-PATRICK
ROGER

RACING TECHNOLOGY

Lap D	Time	Sector 1	Sector 2	Sector 3	T. Spd	Elapsed	Lap D	Time	Sector 1	Sector 2	Sector 3	T. Spd	Elapsed
1	2:05.537	40.770	46.465	38.302		2:05.537	1	2:12.216	43.206	48.401	40.609		2:12.216
2	1:58.116	33.440	46.355	38.321		4:03.653	2	2:01.644	34.697	47.473	39.474		4:13.860
3	1:57.388	33.322	45.977	38.089		6:01.041	3	2:02.146	34.752	47.177	40.217		6:16.006
4	2:19.410	33.241	56.516	49.653		8:20.451	4	2:13.718	34.317	49.316	50.085		8:29.724
5	2:51.932	53.865	1:11.166	46.901		11:12.383	5	2:47.944	52.841	1:10.119	44.984		11:17.668
6	1:57.681	33.442	45.905	38.334		13:10.064	6	2:01.006	33.993	47.059	39.954		13:18.674
7	1:57.748	33.438	45.967	38.343		15:07.812	7	2:00.486	34.757	46.801	38.928		15:19.160
8	1:57.789	33.398	46.024	38.367		17:05.601	8	2:00.238	34.614	46.763	38.861		17:19.398
9	1:57.609	33.589	45.661	38.359		19:03.210	9	2:00.473	34.533	46.965	38.975		19:19.871
10	1:59.483	33.538	47.554	38.391		21:02.693	10	2:00.348	34.530	46.755	39.063		21:20.219
11	2:07.064	33.584	46.094	47.386		23:09.757	11	2:00.250	34.506	46.691	39.053		23:20.469
12	1:57.760	33.743	45.589	38.428		25:07.517	12	2:00.120	34.407	46.768	38.945		25:20.589
13	1:58.371	33.789	46.202	38.380		27:05.888	13	2:00.856	34.485	47.078	39.293		27:21.445
14	1:58.551	33.736	46.393	38.422		29:04.439	14	2:01.180	34.481	46.996	39.703		29:22.625

76

Pierre Sancinena

CMR

Lap D	Time	Sector 1	Sector 2	Sector 3	T. Spd	Elapsed
1	2:06.086	40.635	46.509	38.942		2:06.086
2	1:58.128	33.454	45.903	38.771		4:04.214
3	1:57.358	33.421	45.697	38.240		6:01.572
4	2:19.263	33.324	56.435	49.504		8:20.835
5	2:52.037	54.201	1:11.501	46.335		11:12.872
6	1:57.597	33.314	45.873	38.410		13:10.469
7	1:57.972	33.447	45.945	38.580		15:08.441
8	1:57.432	33.330	45.911	38.191		17:05.873
9	1:57.921	33.800	45.879	38.242		19:03.794
10	1:58.184	33.340	46.264	38.580		21:01.978
11	1:58.558	34.045	46.069	38.444		23:00.536
12	1:57.627	33.393	45.777	38.457		24:58.163
13	1:57.859	33.508	45.889	38.462		26:56.022
14	1:57.889	33.596	45.801	38.492		28:53.911





Circuito de Barcelona
Alpine ELF Europa Cup
Race - 2
Analysis by Lap



Num	Lap Time	Gap	Num	Lap Time	Gap	Num	Lap Time	Gap	Num	Lap Time	Gap	Num	Lap Time	Gap
Lap 1			Lap 3			Lap 5			Lap 7			Lap 9		
8	2:04.549		8	1:57.578		8	2:53.094		8	1:57.560		8	1:57.877	
21	2:04.818	00.269	21	1:57.562	00.308	21	2:52.339	00.154	21	1:57.528	00.362	21	1:57.882	00.253
15	2:05.199	00.650	15	1:57.560	00.589	15	2:52.090	00.431	15	1:57.543	00.622	15	1:57.783	00.546
69	2:05.537	00.988	69	1:57.388	01.045	69	2:51.932	00.712	69	1:57.748	01.134	69	1:57.609	00.940
76	2:06.086	01.537	76	1:57.358	01.576	76	2:52.037	01.201	76	1:57.972	01.763	76	1:57.921	01.524
2	2:06.956	02.407	2	1:57.442	01.962	2	2:51.025	01.687	2	1:57.932	01.992	14	1:57.937	02.265
11	2:07.565	03.016	11	1:57.315	02.395	11	2:49.352	02.194	14	1:57.315	02.550	17	1:57.819	04.669
9	2:07.790	03.241	14	1:57.051	02.703	14	2:49.252	02.753	11	1:58.382	03.174	11	2:00.427	05.364
18	2:08.206	03.657	9	1:58.453	05.131	9	2:49.129	03.269	9	1:58.097	03.964	9	1:59.986	06.246
14	2:08.450	03.901	77	1:58.682	06.694	77	2:49.171	03.985	17	1:57.607	05.150	77	1:58.573	07.007
77	2:09.049	04.500	4	1:59.437	10.983	4	2:49.099	04.530	77	1:58.793	05.593	4	1:58.577	07.735
3	2:11.117	06.568	17	1:58.310	14.201	17	2:48.556	04.891	4	1:59.125	06.495	110	2:00.473	17.601
4	2:11.531	06.982	3	2:01.992	15.694	3	2:48.241	05.592	110	2:00.486	12.482	3	2:03.186	23.482
110	2:12.216	07.667	110	2:02.146	16.010	110	2:47.944	05.997	3	2:02.719	14.688	33	2:02.760	23.608
33	2:13.242	08.693	33	2:03.434	20.891	33	2:48.191	07.043	33	2:01.138	15.593	5	2:02.054	31.837
7	2:15.094	10.545	7	2:05.855	26.787	7	2:43.579	07.937	5	2:03.761	22.118	7	2:03.576	34.148
5	2:16.378	11.829	5	2:05.724	27.601	5	2:43.833	08.744	7	2:05.444	23.008	2	2:55.041	59.101
17	2:18.662	14.113												
Num	Lap Time	Gap	Num	Lap Time	Gap	Num	Lap Time	Gap	Num	Lap Time	Gap	Num	Lap Time	Gap
Lap 2			Lap 4			Lap 6			Lap 8			Lap 10		
8	1:57.869		8	2:18.581		8	1:57.447		8	1:57.715		8	1:57.630	
21	1:57.924	00.324	21	2:19.182	00.909	21	1:57.687	00.394	21	1:57.601	00.248	21	1:57.668	00.291
15	1:57.826	00.607	15	2:19.427	01.435	15	1:57.655	00.639	15	1:57.733	00.640	76	1:58.184	02.078
69	1:58.116	01.235	69	2:19.410	01.874	69	1:57.681	00.946	69	1:57.789	01.208	14	1:57.607	02.242
76	1:58.128	01.796	76	2:19.263	02.258	76	1:57.597	01.351	76	1:57.432	01.480	69	1:59.483	02.793
2	1:57.560	02.098	2	2:20.375	03.756	2	1:57.380	01.620	2	1:57.660	01.937	17	1:57.111	04.150
11	1:57.511	02.658	11	2:22.122	05.936	11	1:57.605	02.352	14	1:57.370	02.205	11	1:58.981	06.715
14	1:57.198	03.230	14	2:22.473	06.595	14	1:57.489	02.795	11	1:57.355	02.814	9	1:58.474	07.090
9	1:58.884	04.256	9	2:20.684	07.234	9	1:57.605	03.427	9	1:57.888	04.137	77	1:58.289	07.666
18	1:59.199	04.987	77	2:19.795	07.908	77	1:57.822	04.360	17	1:57.292	04.727	4	1:58.989	09.094
77	1:58.959	05.590	4	2:16.123	08.525	4	1:57.847	04.930	77	1:58.433	06.311	110	2:00.348	20.319
4	2:00.011	09.124	17	2:13.809	09.429	17	1:57.659	05.103	4	1:58.255	07.035	33	2:01.702	27.680
3	2:02.581	11.280	3	2:13.332	10.445	3	2:01.384	09.529	110	2:00.238	15.005	3	2:03.114	28.966
110	2:01.644	11.442	110	2:13.718	11.147	110	2:01.006	09.556	3	2:01.200	18.173	5	2:03.389	37.596
17	1:57.225	13.469	33	2:09.636	11.946	33	2:02.419	12.015	33	2:00.847	18.725	7	2:02.181	38.699
33	2:04.211	15.035	7	2:09.246	17.452	7	2:04.634	15.124	5	2:03.257	27.660	2	2:38.513	1:39.984
7	2:05.834	18.510	5	2:08.985	18.005	5	2:04.620	15.917	7	2:03.156	28.449			
5	2:05.495	19.455												
												Num	Lap Time	Gap
												Lap 11		
												8	1:57.605	
												21	1:57.818	00.504





Circuito de Barcelona
Alpine ELF Europa Cup
Race - 2
Analysis by Lap



Num	Lap Time	Gap	Num	Lap Time	Gap
14	1:57.735	02.372	9	1:58.503	09.700
76	1:58.558	03.031	77	1:58.461	10.038
17	1:57.216	03.761	69	1:58.371	12.498
11	1:58.469	07.579	4	2:00.061	13.593
9	1:58.534	08.019	110	2:00.856	28.055
77	1:58.669	08.730	33	2:01.787	37.973
4	1:58.701	10.190	3	2:03.970	44.829
69	2:07.064	12.252	2	1:58.214	1:40.141
110	2:00.250	22.964			

Num	Lap Time	Gap
33	2:01.080	31.155
3	2:02.483	33.844
5	2:02.856	42.847
7	2:02.086	43.180
2	1:58.023	1:40.402

Num	Lap Time	Gap
8	1:57.654	
21	1:57.351	00.201
14	1:57.729	02.447
76	1:57.627	03.004
17	1:58.048	04.155
11	1:58.562	08.487
9	1:59.063	09.428
77	1:58.732	09.808
4	1:59.227	11.763
69	1:57.760	12.358
110	2:00.120	25.430
33	2:00.916	34.417
3	2:02.900	39.090
5	2:02.625	47.818
7	2:02.522	48.048
2	1:57.410	1:40.158

Num	Lap Time	Gap
17	1:57.811	02.753
11	1:59.072	10.350
77	1:59.592	11.434
9	2:00.336	11.840
69	1:58.551	12.853
4	1:59.516	14.913
110	2:01.180	31.039
33	2:02.803	42.580
3	2:02.609	49.242

Num	Lap Time	Gap
8	1:58.231	
21	1:58.228	00.198
14	1:57.866	02.082
76	1:57.859	02.632
17	1:57.214	03.138
11	1:59.218	09.474

Lap 14

Num	Lap Time	Gap
8	1:58.196	
21	1:58.701	00.703
14	1:58.052	01.938
76	1:57.889	02.325

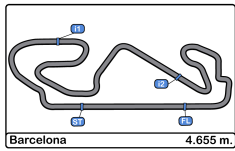
Num	Lap Time	Gap
17	1:57.811	02.753
11	1:59.072	10.350
77	1:59.592	11.434
9	2:00.336	11.840
69	1:58.551	12.853
4	1:59.516	14.913
110	2:01.180	31.039
33	2:02.803	42.580
3	2:02.609	49.242

Num	Lap Time	Gap
8	1:57.654	
21	1:57.351	00.201
14	1:57.729	02.447
76	1:57.627	03.004
17	1:58.048	04.155
11	1:58.562	08.487
9	1:59.063	09.428
77	1:58.732	09.808
4	1:59.227	11.763
69	1:57.760	12.358
110	2:00.120	25.430
33	2:00.916	34.417
3	2:02.900	39.090
5	2:02.625	47.818
7	2:02.522	48.048
2	1:57.410	1:40.158

Lap 13

Num	Lap Time	Gap
8	1:58.231	
21	1:58.228	00.198
14	1:57.866	02.082
76	1:57.859	02.632
17	1:57.214	03.138
11	1:59.218	09.474



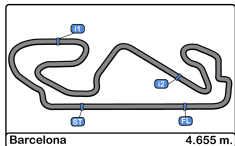


Circuito de Barcelona
Alpine ELF Europa Cup
Race - 2
Best Sectors Results



Sector - 1				Sector - 2				Sector - 3				Ideal Lap vs Best Lap			
Clas	Nº	Driver	Time	Nº	Driver	Time	Nº	Driver	Time	Clas	Nº	Driver	Ideal Lap	Best Lap	Clas
1	14	Julien Neveu	33.103	17	Jean-Baptiste Mela	45.377	14	Julien Neveu	37.801	1	14	Julien Neveu	1:56.618	1:57.051	1
2	11	Sylvain Noel	33.216	21	Marc Guillot	45.552	11	Sylvain Noel	37.841	2	17	Jean-Baptiste Mela	1:56.649	1:57.111	2
3	69	Laurent Hurgon	33.241	69	Laurent Hurgon	45.589	17	Jean-Baptiste Mela	37.971	3	11	Sylvain Noel	1:56.736	1:57.315	3
4	17	Jean-Baptiste Mela	33.301	8	Nicolas Milan	45.678	2	Vincent Beltoise	37.985	4	69	Laurent Hurgon	1:56.919	1:57.388	7
5	2	Vincent Beltoise	33.305	11	Sylvain Noel	45.679	15	Gael Castelli	38.074	5	2	Vincent Beltoise	1:56.983	1:57.380	6
6	76	Pierre Sancinéna	33.314	2	Vincent Beltoise	45.693	69	Laurent Hurgon	38.089	6	21	Marc Guillot	1:57.144	1:57.351	4
7	9	Marc de Fulgencio	33.344	76	Pierre Sancinéna	45.697	8	Nicolas Milan	38.135	7	76	Pierre Sancinéna	1:57.202	1:57.358	5
8	18	Pierre Combet	33.393	14	Julien Neveu	45.714	21	Marc Guillot	38.142	8	8	Nicolas Milan	1:57.276	1:57.447	8
9	15	Gael Castelli	33.448	77	Thomas Padovani	45.720	76	Pierre Sancinéna	38.191	9	15	Gael Castelli	1:57.393	1:57.543	9
10	21	Marc Guillot	33.450	9	Marc de Fulgencio	45.830	9	Marc de Fulgencio	38.233	10	9	Marc de Fulgencio	1:57.407	1:57.605	10
11	77	Thomas Padovani	33.461	15	Gael Castelli	45.871	4	Mathieu Blaise	38.335	11	77	Thomas Padovani	1:57.728	1:57.822	11
12	8	Nicolas Milan	33.463	4	Mathieu Blaise	45.952	77	Thomas Padovani	38.547	12	4	Mathieu Blaise	1:57.847	1:57.847	12
13	4	Mathieu Blaise	33.560	18	Pierre Combet	46.444	18	Pierre Combet	38.583	13	18	Pierre Combet	1:58.420	1:59.199	13
14	11	Jaime Hernandez	33.993	110	Jaime Hernandez	46.691	110	Jaime Hernandez	38.861	14	110	Jaime Hernandez	1:59.545	2:00.120	14
15	3	Denis Gibaud	34.070	33	Grégory Romano	47.058	33	Grégory Romano	38.886	15	33	Grégory Romano	2:00.120	2:00.847	15
16	33	Grégory Romano	34.176	3	Denis Gibaud	47.185	7	Franc Rouxel	39.413	16	3	Denis Gibaud	2:00.823	2:01.200	16
17	5	Stéphane Proux	34.695	5	Stéphane Proux	47.512	5	Stéphane Proux	39.470	17	5	Stéphane Proux	2:01.677	2:02.054	17
18	7	Franc Rouxel	34.740	7	Franc Rouxel	47.635	3	Denis Gibaud	39.568	18	7	Franc Rouxel	2:01.788	2:02.086	18



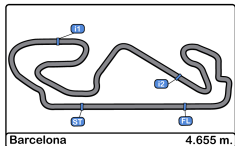


Circuito de Barcelona
Alpine ELF Europa Cup
Race - 2
Leader Sequence



<u>Nº</u>	<u>Driver</u>	<u>Nat</u>	<u>Team</u>	<u>Level</u>	<u>Category</u>	<u>Start Lap</u>	<u>End Lap</u>	<u>Laps</u>	<u>Total Laps</u>
8	Nicolas Milan	FRA	MILAN COMPETITION	Inter C		1	14	14	14



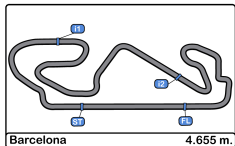


Circuito de Barcelona
Alpine ELF Europa Cup
Race - 2
Best 5 Lap Times



Cls	N°	Driver	Nat	Team	Level	Category	Best 1		Best 2		Best 3		Best 4		Best 5	
							Time	Lap	Time	Lap	Time	Lap	Time	Lap	Time	Lap
1	14	Julien Neveu	FRA	AUTOSPORT GP	Inter C		1:57.051	3	1:57.198	2	1:57.315	7	1:57.370	8	1:57.489	6
2	17	Jean-Baptiste Mela	FRA	AUTOSPORT GP	Inter C	Junior	1:57.111	10	1:57.214	13	1:57.216	11	1:57.225	2	1:57.292	8
3	11	Sylvain Noel	FRA	RACING TECHNOLOGY	Inter C	Gentleman	1:57.315	3	1:57.355	8	1:57.511	2	1:57.605	6	1:58.382	7
4	21	Marc Guillot	FRA	MILAN COMPETITION	Inter C		1:57.351	12	1:57.528	7	1:57.562	3	1:57.601	8	1:57.668	10
5	76	Pierre Sancinena	FRA	CMR	Inter C		1:57.358	3	1:57.432	8	1:57.597	6	1:57.627	12	1:57.859	13
6	2	Vincent Beltoise	FRA	CMR - CCF	Inter C		1:57.380	6	1:57.410	12	1:57.442	3	1:57.560	2	1:57.660	8
7	69	Laurent Hurgon	FRA	AUTOSPORT GP-PATRICK BOFFA	Inter C	Gentleman	1:57.388	3	1:57.609	9	1:57.681	6	1:57.748	7	1:57.760	12
8	8	Nicolas Milan	FRA	MILAN COMPETITION	Inter C		1:57.447	6	1:57.560	7	1:57.578	3	1:57.605	11	1:57.630	10
9	15	Gael Castelli	FRA	MILAN COMPETITION	Inter C		1:57.543	7	1:57.560	3	1:57.655	6	1:57.733	8	1:57.783	9
10	9	Marc de Fulgencio	ESP	TEAM VRT	Inter B	Junior	1:57.605	6	1:57.888	8	1:58.097	7	1:58.453	3	1:58.474	10
11	77	Thomas Padovani	EST	MILAN COMPETITION	Inter C		1:57.822	6	1:58.289	10	1:58.433	8	1:58.461	13	1:58.573	9
12	4	Mathieu Blaise	FRA	RACING TECHNOLOGY	Inter D		1:57.847	6	1:58.255	8	1:58.577	9	1:58.701	11	1:58.989	10
13	18	Pierre Combot	FRA	AUTOSPORT GP	Inter C		1:59.199	2	2:08.206	1						
14	110	Jaime Hernandez	ESP	RACING TECHNOLOGY	Inter C	Gentleman	2:00.120	12	2:00.238	8	2:00.250	11	2:00.348	10	2:00.473	9
15	33	Grégory Romano	MC	CMR	Inter D	Gentleman	2:00.847	8	2:00.916	12	2:01.080	11	2:01.138	7	2:01.702	10
16	3	Denis Gibaud	FRA	MILAN COMPETITION	Inter C	Gentleman	2:01.200	8	2:01.384	6	2:01.992	3	2:02.483	11	2:02.581	2
17	5	Stéphane Proux	FRA	AUTOMECA	Inter D		2:02.054	9	2:02.625	12	2:02.856	11	2:03.257	8	2:03.389	10
18	7	Franc Rouxel	FRA	AUTOMECA	Inter D	Gentleman	2:02.086	11	2:02.181	10	2:02.522	12	2:03.156	8	2:03.576	9



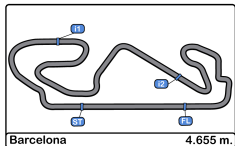


Circuito de Barcelona
Alpine ELF Europa Cup
Race - 2
Fastest Laps Sequence



Lap	Time of Day	Session Time	Nº	Driver	Nat	Team	Level	Category	Time	Km/h
2	12:22:52.452	4:02.452	8	Nicolas Milan	FRA	MILAN COMPETITION	Inter C		1:57.869	142.1
2	12:22:53.059	4:03.059	15	Gael Castelli	FRA	MILAN COMPETITION	Inter C		1:57.826	142.2
2	12:22:54.550	4:04.550	2	Vincent Beltoise	FRA	CMR - CCF	Inter C		1:57.560	142.5
2	12:22:55.110	4:05.110	11	Sylvain Noel	FRA	RACING TECHNOLOGY	Inter C	Gentleman	1:57.511	142.6
2	12:22:55.682	4:05.682	14	Julien Neveu	FRA	AUTOSPORT GP	Inter C		1:57.198	142.9
3	12:24:52.733	6:02.733	14	Julien Neveu	FRA	AUTOSPORT GP	Inter C		1:57.051	143.1





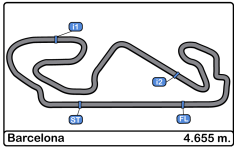
Circuito de Barcelona
Alpine ELF Europa Cup
Race - 2
Lap Chart



LAP

Nr	Pos	Grid	1	2	3	4	5	6	7	8	9	10	11	12	13	14
69	1	69	8	8	8	8	8	8	8	8	8	8	8	8	8	8
21	2	21	21	21	21	21	21	21	21	21	21	21	21	21	21	21
15	3	15	15	15	15	15	15	15	15	15	15	76	14	14	14	14
8	4	8	69	69	69	69	69	69	69	69	69	14	76	76	76	76
76	5	76	76	76	76	76	76	76	76	76	76	69	17	17	17	17
2	6	2	2	2	2	2	2	2	2	14	17	11	11	11	11	11
17	7	17	11	11	11	11	11	11	14	14	17	11	9	9	9	77
18	8	18	9	14	14	14	14	14	11	11	11	9	77	77	77	9
9	9	9	18	9	9	9	9	9	9	9	9	77	4	4	69	69
11	10	11	14	18	77	77	77	77	17	17	77	4	69	69	4	4
77	11	77	77	77	4	4	4	4	77	77	4	110	110	110	110	110
4	12	4	3	4	17	17	17	17	4	4	110	33	33	33	33	33
110	13	110	4	3	3	3	3	3	110	110	3	3	3	3	3	3
3	14	3	110	110	110	110	110	110	3	3	33	5	5	5	2	
33	15	33	33	17	33	33	33	33	33	33	5	7	7	7		
7	16	7	7	33	7	7	7	7	5	5	7	2	2	2		
5	17	5	5	7	5	5	5	5	7	7	2					
14	18	14	17	5												

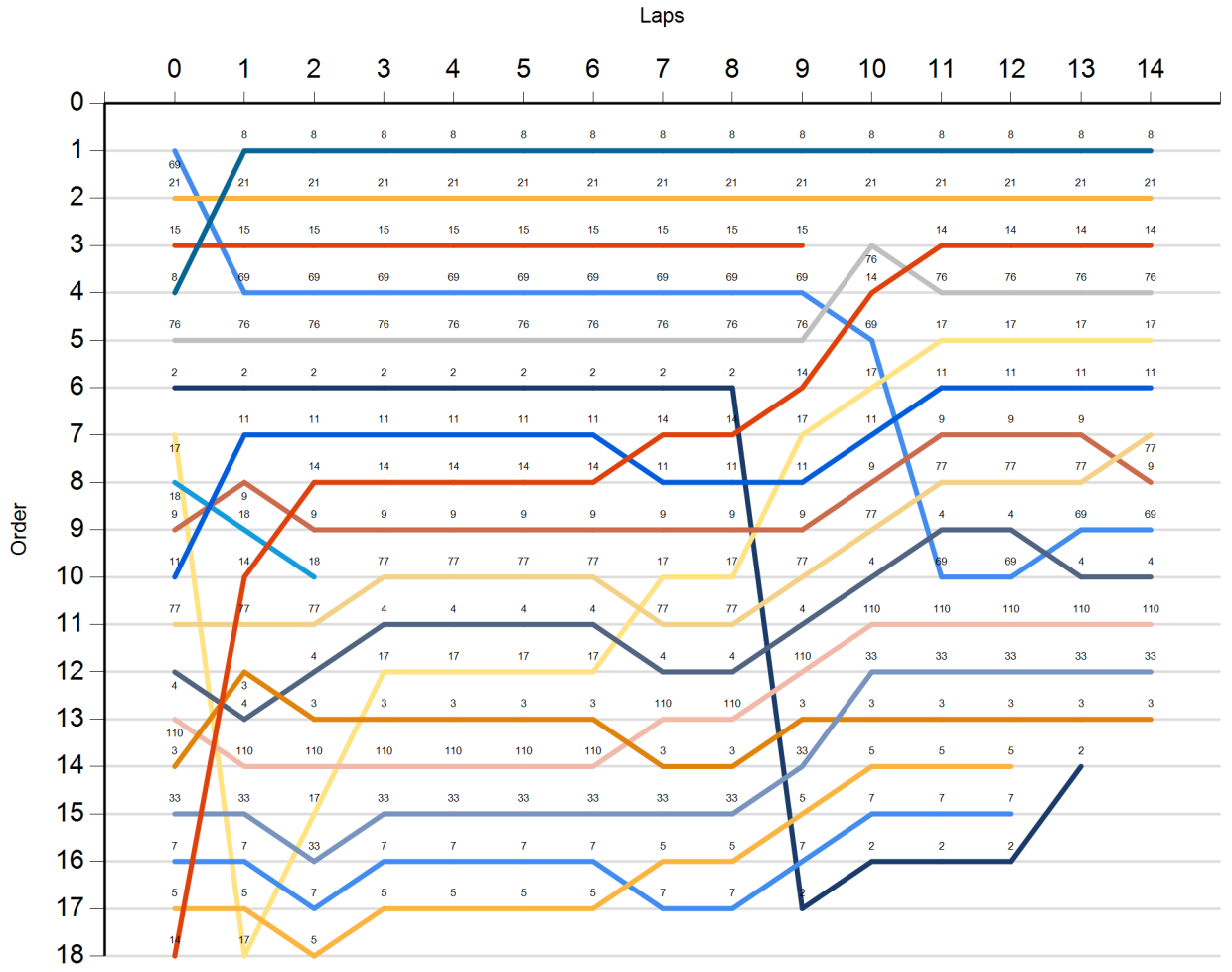


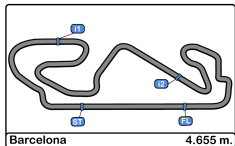


Circuito de Barcelona
 Alpine ELF Europa Cup
 Race - 2
 Graphic Lap Chart



- 69
- 21
- 15
- 8
- 76
- 2
- 17
- 18
- 9
- 11
- 77
- 4
- 110
- 3
- 33
- 7
- 5
- 14



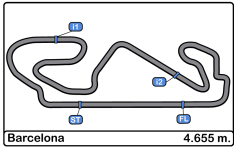


Circuito de Barcelona
Alpine ELF Europa Cup
Race - 2
Pit Stop Analysis



Nº	In Day Time	Driver	Nat	Team	Nat	Vehicle	In Time	Stop Nº	Pit Time	Handicap	Penalty
2	12:38:48.805	Vincent Beltoise	FRA	CMR - CCF	FRA		19:58.771	1	43.021		

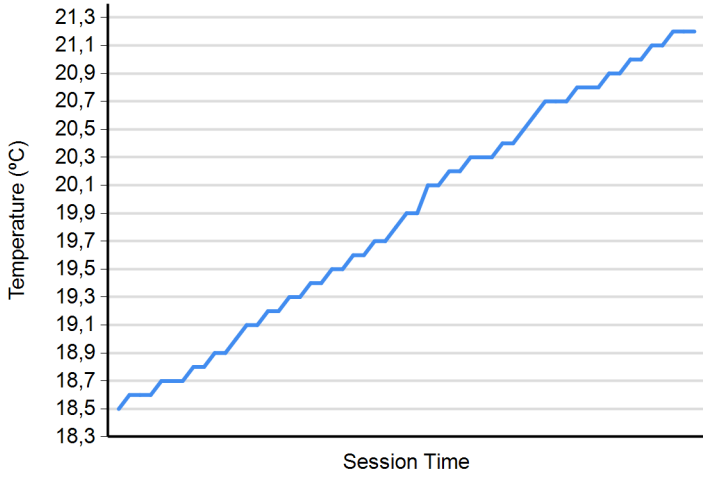




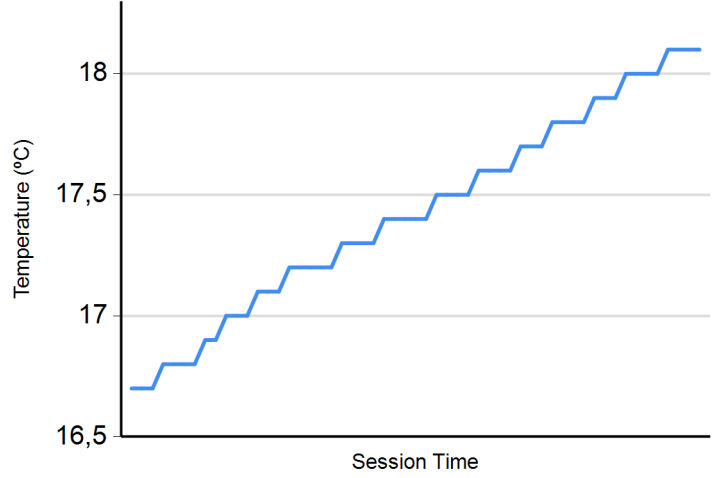
Circuit de Barcelona
Alpine ELF Europa Cup
Race - 2
Weather Report



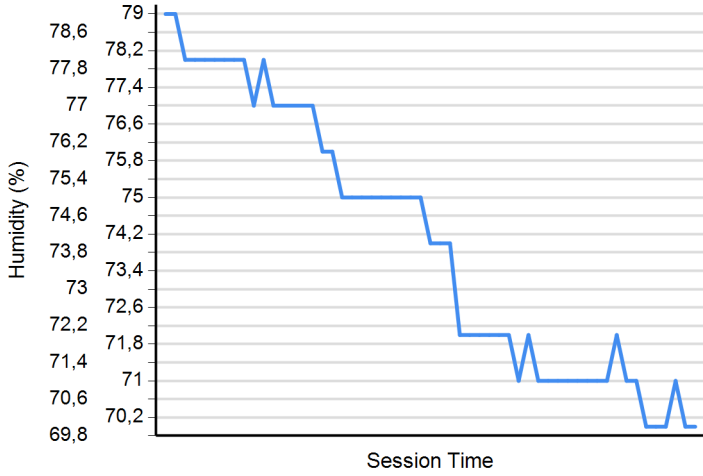
Air Temperature



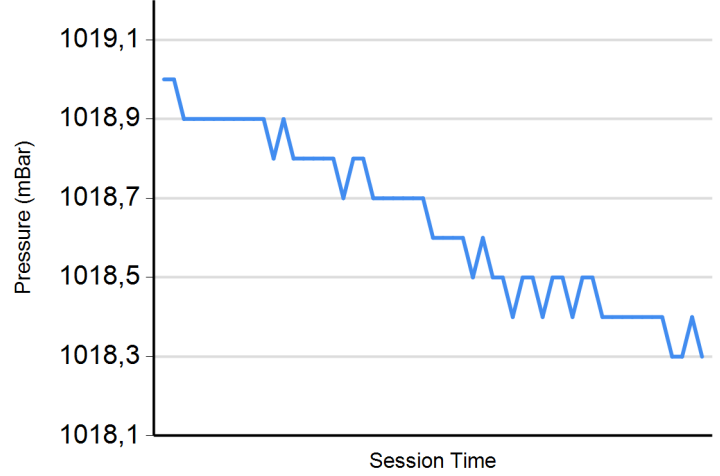
Track Temperature



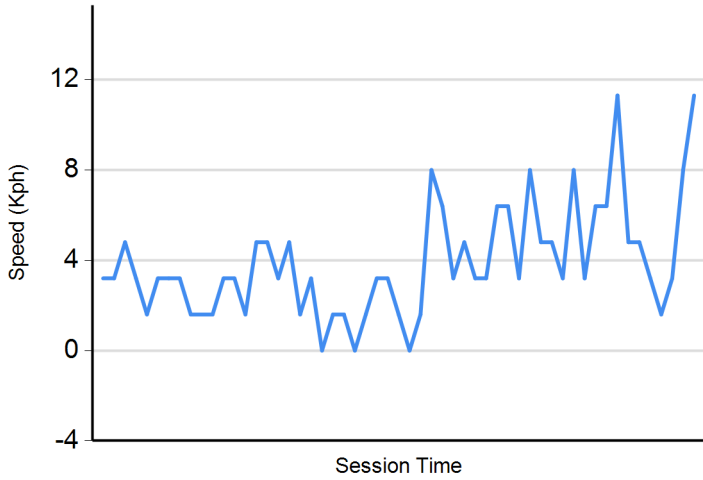
Humidity



Pressure



Wind Speed



Wind direction

North = 0°/360° Est = 90° South = 180° West = 270°

