

Silverstone
International GT Open
Race - 1
Provisional Results



Cls	Nº	Entrant/Team	Nat	Driver 1	Nat	Driver 2	Nat	Vehicle	Cat	Cl	Laps	Total Time	Gap	Interval	Km/h	Best	Time	Km/h	
1	63	Emil Frey Racing	CHE	Albert Costa	ESP	Giacomo Altoè	ITA	Lamborghini Huracan GT3 EVO	PRO	1	27	1:10:02.904			136.4	25	1:58.721	178.9	
2	14	Emil Frey Racing	CHE	Norbert Siedler	AUT	Mikaël Grenier	CAN	Lamborghini Huracan GT3 EVO	PRO	2	27	1:10:04.547	1.643	1.643	136.4	11	1:58.803	178.8	
3	10	SPS Automotive Performance	DEU	Miguel Ramos	PRT	Fabrizio Crestani	ITA	Mercedes AMG GT3	PRO	3	27	1:10:05.026	2.122	0.479	136.4	24	1:58.436	179.3	
4	59	Teo Martín Motorsport	ESP	Martin Kodrić	HRV	Henrique Chaves	PRT	McLaren 720 s	PRO	4	27	1:10:08.545	5.641	3.519	136.2	24	1:59.033	178.4	
5	17	Teo Martín Motorsport	ESP	Fran Rueda	ESP	Andrés Saravia	GTM	McLaren 720 s	PRO	5	27	1:10:08.814	5.910	0.269	136.2	14	1:58.642	179.0	
6	19	Raton Racing by Target	ITA	Jiatong Liang	CHN	Raffaele Giammaria	ITA	Lamborghini Huracan GT3 EVO	PROAM	1	27	1:10:15.141	12.237	6.327	136.0	23	1:59.233	178.1	
7	20	SPS Automotive Performance	DEU	Valentin Pierburg	DEU	Tom Onslow-Cole	GBR	Mercedes AMG GT3	PROAM	2	27	1:10:17.065	14.161	1.924	136.0	27	1:58.213	179.7	
8	3	Senkyr Motorsport	CZE	Beitske Visser	NLD	Richard Gonda	SVK	BMW M6 GT3	PRO	6	27	1:10:21.027	18.123	3.962	135.8	13	2:00.267	176.6	
9	66	Vincenzo Sospiri Racing	ITA	Frederik Schandorff	DNK	Tuomas Tujula	FIN	Lamborghini Huracan GT3 EVO	PROAM	3	27	1:10:21.376	18.472	0.349	135.8	23	1:59.861	177.2	
10	21	Spirit of Race	ITA	Duncan Cameron	GBR	Matt Griffin	IRL	Ferrari 488 GT3	PROAM	4	27	1:10:22.017	19.113	0.641	135.8	15	1:59.418	177.8	
11	50	Kessel Racing	CHE	John Hartshorne	GBR	Oliver Hancock	GBR	Ferrari 488 GT3	PROAM	5	27	1:10:22.484	19.580	0.467	135.8	24	1:59.417	177.8	
12	33	HTP Motorsport / Winward Racing	DEU	Russell Ward	USA	Indy Dontje	NLD	Mercedes AMG GT3	PROAM	6	27	1:10:29.692	26.788	7.208	135.6	27	2:00.244	176.6	
13	27	Lazarus Racing	ITA	Nicola De Marco	ITA	Eliseo Martínez	ESP	Lamborghini Huracan GT3 EVO	PRO	7	27	1:10:34.996	32.092	5.304	135.4	11	2:00.778	175.8	
14	99	Sports and You	PRT	Manuel Da Costa	PRT	Miguel Sardinha	PRT	Mercedes AMG GT3	AM	1	27	1:10:50.595	47.691	15.599	134.9	14	2:00.826	175.8	
15	8	Antonelli MotorSport	ITA	Giuseppe Cipriani	ITA			Mercedes AMG GT3	AM	2	27	1:10:51.029	48.125	0.434	134.9	24	2:00.846	175.7	
16	6	Antonelli MotorSport	ITA	Daniel Zampieri	ITA	Loris Spinelli	ITA	Mercedes AMG GT3	PRO	8	21	58:28.281	6 Laps	6 Laps	127.1	12	2:00.074	176.9	
Not classified: (Requirements: 75% of number laps of leader = 21 Laps)																			
9		Antonelli MotorSport	ITA	Davide Roda	ITA			Mercedes AMG GT3	AM	3	15	41:48.522	12 Laps	6 Laps	127.0	9	2:02.444	173.4	
96		Optimum Motorsport	GBR	Oliver Wilkinson	GBR	Darren Turner	GBR	Aston Martin GT3 AMR MY2019	PRO	9	8	44:48.138	19 Laps	7 Laps	63.2	6	1:59.830	177.2	
12		Ombra Racing	ITA	Federico Leo	ITA	Najiy Razak	MYS	Lamborghini Huracan GT3 EVO	PRO	10									
16		Teo Martín Motorsport	ESP	Marcelo Hahn	BRA	Allam Khodair	BRA	McLaren 720 s	PROAM	7									

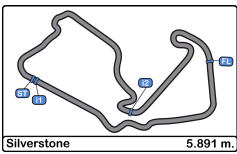
Fastest lap Pierburg - Onslow-Cole in 1:58.213 at 179.7 Km/h in lap 27

Published at:.....

Track Temp: **20.6 °C** Air Temp: **15.9 °C** Humidity: **54 %** Track Status: **WET**

Stewards:	Race Director:	Timekeeper: 
------------------	-----------------------	--





Silverstone
International GT Open
Race - 1
Provisional Results by Class



Cls	Nº	Entrant/Team	Nat	Driver 1	Nat	Driver 2	Nat	Vehicle	Cat	Cl	Laps	Total Time	Gap	Interval	Km/h	Best	Time	Km/h	
PRO																			
1	63	Emil Frey Racing	CH	Albert Costa	ES	Giacomo Altoè	IT	Lamborghini Huracan GT3 EVO	PRO	1	27	1:10:02.904			136.4	25	1:58.721	178.9	
2	14	Emil Frey Racing	CH	Norbert Siedler	AT	Mikaël Grenier	CA	Lamborghini Huracan GT3 EVO	PRO	2	27	1:10:04.547	1.643	1.643	136.4	11	1:58.803	178.8	
3	10	SPS Automotive Performance	DE	Miguel Ramos	PT	Fabrizio Crestani	IT	Mercedes AMG GT3	PRO	3	27	1:10:05.026	2.122	0.479	136.4	24	1:58.436	179.3	
4	59	Teo Martín Motorsport	ES	Martin Kodrić	HR	Henrique Chaves	PT	McLaren 720 s	PRO	4	27	1:10:08.545	5.641	3.519	136.2	24	1:59.033	178.4	
5	17	Teo Martín Motorsport	ES	Fran Rueda	ES	Andrés Saravia	GT	McLaren 720 s	PRO	5	27	1:10:08.814	5.910	0.269	136.2	14	1:58.642	179.0	
6	3	Senkyr Motorsport	CZ	Beitske Visser	NL	Richard Gonda	SK	BMW M6 GT3	PRO	6	27	1:10:21.027	18.123	12.213	135.8	13	2:00.267	176.6	
7	27	Lazarus Racing	IT	Nicola De Marco	IT	Eliseo Martínez	ES	Lamborghini Huracan GT3 EVO	PRO	7	27	1:10:34.996	32.092	13.969	135.4	11	2:00.778	175.8	
8	6	Antonelli MotorSport	IT	Daniel Zampieri	IT	Loris Spinelli	IT	Mercedes AMG GT3	PRO	8	21	58:28.281	6 Laps	6 Laps	127.1	12	2:00.074	176.9	
Not classified: (Requirements: 75% of number laps of leader = 21 Laps)																			
96		Optimum Motorsport	GB	Oliver Wilkinson	GB	Darren Turner	GB	Aston Martin GT3 AMR MY2019	PRO	9	8	44:48.138	19 Laps	13 Laps	63.2	6	1:59.830	177.2	
12		Ombra Racing	IT	Federico Leo	IT	Najiy Razak	MY	Lamborghini Huracan GT3 EVO	PRO	10									
PROAM																			
1	19	Raton Racing by Target	IT	Jiatong Liang	CH	Raffaele Giammaria	IT	Lamborghini Huracan GT3 EVO	PROAM	1	27	1:10:15.141			136.0	23	1:59.233	178.1	
2	20	SPS Automotive Performance	DE	Valentin Pierburg	DE	Tom Onslow-Cole	GB	Mercedes AMG GT3	PROAM	2	27	1:10:17.065	14.161	1.924	136.0	27	1:58.213	179.7	
3	66	Vincenzo Sospiri Racing	IT	Frederik Schandorff	DK	Tuomas Tujula	FI	Lamborghini Huracan GT3 EVO	PROAM	3	27	1:10:21.376	18.472	4.311	135.8	23	1:59.861	177.2	
4	21	Spirit of Race	IT	Duncan Cameron	GB	Matt Griffin	IRL	Ferrari 488 GT3	PROAM	4	27	1:10:22.017	19.113	0.641	135.8	15	1:59.418	177.8	
5	50	Kessel Racing	CH	John Hartshorne	GB	Oliver Hancock	GB	Ferrari 488 GT3	PROAM	5	27	1:10:22.484	19.580	0.467	135.8	24	1:59.417	177.8	
6	33	HTP Motorsport / Winward Racing	DE	Russell Ward	US	Indy Dontje	NL	Mercedes AMG GT3	PROAM	6	27	1:10:29.692	26.788	7.208	135.6	27	2:00.244	176.6	
Not classified: (Requirements: 75% of number laps of leader = 21 Laps)																			
16		Teo Martín Motorsport	ES	Marcelo Hahn	BR	Allam Khodair	BR	McLaren 720 s	PROAM	7									
AM																			
1	99	Sports and You	PT	Manuel Da Costa	PT	Miguel Sardinha	PT	Mercedes AMG GT3	AM	1	27	1:10:50.595			134.9	14	2:00.826	175.8	
2	8	Antonelli MotorSport	IT	Giuseppe Cipriani	IT			Mercedes AMG GT3	AM	2	27	1:10:51.029	48.125	0.434	134.9	24	2:00.846	175.7	
Not classified: (Requirements: 75% of number laps of leader = 21 Laps)																			
9		Antonelli MotorSport	IT	Davide Roda	IT			Mercedes AMG GT3	AM	3	15	41:48.522	12 Laps	12 Laps	127.0	9	2:02.444	173.4	

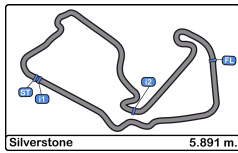
Fastest lap Pierburg - Onslow-Cole in 1:58.213 at 179.7 Km/h in lap 27

Published at:.....

Track Temp: 20.6 °C Air Temp: 15.9 °C Humidity: 54 % Track Status: WET

Stewards:	Race Director:	Timekeeper:
------------------	-----------------------	--------------------





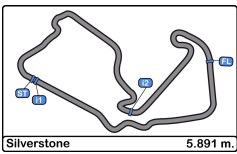
Silverstone
International GT Open
Race - 1



Provisional Classification by Driver Fastest Lap

Cl	Nº	Entrant/Team	Nat	Vehicle	Driver	Nat	Cat	Cl	Laps	Best	Time	Gap	Interval	Km/h
1	20	SPS Automotive Performance		Mercedes AMG GT3	Tom Onslow-Cole		PROAM	1	16	16	1:58.213			179.7
2	10	SPS Automotive Performance		Mercedes AMG GT3	Fabrizio Crestani		PRO	1	17	14	1:58.436	0.223	0.223	179.3
3	17	Teo Martín Motorsport		McLaren 720 s	Fran Rueda		PRO	2	17	4	1:58.642	0.429	0.206	179.0
4	63	Emil Frey Racing		Lamborghini Huracan GT3 EVO	Albert Costa		PRO	3	17	15	1:58.721	0.508	0.079	178.9
5	14	Emil Frey Racing		Lamborghini Huracan GT3 EVO	Norbert Siedler		PRO	4	15	11	1:58.803	0.590	0.082	178.8
6	14	Emil Frey Racing		Lamborghini Huracan GT3 EVO	Mikaël Grenier		PRO	5	12	10	1:58.806	0.593	0.003	178.8
7	63	Emil Frey Racing		Lamborghini Huracan GT3 EVO	Giacomo Altoè		PRO	6	10	9	1:59.020	0.807	0.214	178.4
8	59	Teo Martín Motorsport		McLaren 720 s	Henrique Chaves		PRO	7	17	14	1:59.033	0.820	0.013	178.4
9	19	Raton Racing by Target		Lamborghini Huracan GT3 EVO	Raffaele Giammaria		PROAM	2	17	13	1:59.233	1.020	0.200	178.1
10	10	SPS Automotive Performance		Mercedes AMG GT3	Miguel Ramos		PRO	8	10	9	1:59.375	1.162	0.142	177.9
11	50	Kessel Racing		Ferrari 488 GT3	Oliver Hancock		PROAM	3	17	14	1:59.417	1.204	0.042	177.8
12	21	Spirit of Race		Ferrari 488 GT3	Matt Griffin		PROAM	4	17	5	1:59.418	1.205	0.001	177.8
13	59	Teo Martín Motorsport		McLaren 720 s	Martin Kodrić		PRO	9	10	9	1:59.433	1.220	0.015	177.8
14	17	Teo Martín Motorsport		McLaren 720 s	Andrés Saravia		PRO	10	10	9	1:59.579	1.366	0.146	177.6
15	96	Optimum Motorsport		Aston Martin GT3 AMR MY2019	Darren Turner		PRO	11	4	2	1:59.830	1.617	0.251	177.2
16	66	Vincenzo Sospiri Racing		Lamborghini Huracan GT3 EVO	Tuomas Tujula		PROAM	5	14	10	1:59.861	1.648	0.031	177.2
17	6	Antonelli MotorSport		Mercedes AMG GT3	Loris Spinelli		PRO	12	16	12	2:00.074	1.861	0.213	176.9
18	33	HTP Motorsport / Winward Racing		Mercedes AMG GT3	Russell Ward		PROAM	6	12	12	2:00.244	2.031	0.170	176.6
19	66	Vincenzo Sospiri Racing		Lamborghini Huracan GT3 EVO	Frederik Schandorff		PROAM	7	13	12	2:00.264	2.051	0.020	176.6
20	3	Senkyr Motorsport		BMW M6 GT3	Richard Gonda		PRO	13	15	13	2:00.267	2.054	0.003	176.6
21	33	HTP Motorsport / Winward Racing		Mercedes AMG GT3	Indy Dontje		PROAM	8	15	14	2:00.305	2.092	0.038	176.5
22	3	Senkyr Motorsport		BMW M6 GT3	Beitske Visser		PRO	14	12	8	2:00.521	2.308	0.216	176.2
23	27	Lazarus Racing		Lamborghini Huracan GT3 EVO	Nicola De Marco		PRO	15	14	11	2:00.778	2.565	0.257	175.8
24	99	Sports and You		Mercedes AMG GT3	Manuel Da Costa		AM	1	15	14	2:00.826	2.613	0.048	175.8
25	8	Antonelli MotorSport		Mercedes AMG GT3	Giuseppe Cipriani		AM	2	27	24	2:00.846	2.633	0.020	175.7
26	21	Spirit of Race		Ferrari 488 GT3	Duncan Cameron		PROAM	9	10	9	2:01.348	3.135	0.502	175.0
27	27	Lazarus Racing		Lamborghini Huracan GT3 EVO	Eliseo Martínez		PRO	16	13	10	2:01.440	3.227	0.092	174.9
28	20	SPS Automotive Performance		Mercedes AMG GT3	Valentin Pierburg		PROAM	10	11	9	2:01.548	3.335	0.108	174.7
29	19	Raton Racing by Target		Lamborghini Huracan GT3 EVO	Jiatong Liang		PROAM	11	10	9	2:01.674	3.461	0.126	174.5
30	99	Sports and You		Mercedes AMG GT3	Miguel Sardinha		AM	3	12	11	2:02.288	4.075	0.614	173.7
31	9	Antonelli MotorSport		Mercedes AMG GT3	Davide Roda		AM	4	15	9	2:02.444	4.231	0.156	173.4
32	96	Optimum Motorsport		Aston Martin GT3 AMR MY2019	Oliver Wilkinson		PRO	17	4	3	2:03.824	5.611	1.380	171.5
33	50	Kessel Racing		Ferrari 488 GT3	John Hartshorne		PROAM	12	10	8	2:05.179	6.966	1.355	169.7
34	6	Antonelli MotorSport		Mercedes AMG GT3	Daniel Zampieri		PRO	18	5	5	2:15.549	17.336	10.370	156.7



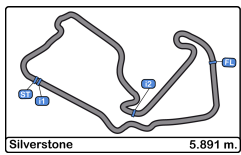


Silverstone
International GT Open
Race - 1
Distance and Speed Average



Cls	Nº	Entrant/Team	Nat	Driver 1	Nat	Driver 2	Nat	Vehicle	Cat	Cls	Laps	Distance	Total Time	Km/h
1	63	Emil Frey Racing	CHE	Albert Costa	ESP	<u>Giacomo Altoè</u>	ITA	Lamborghini Huracan GT3 EVO	PRO	1	27	159.32	1:10:02.904	136.4
2	14	Emil Frey Racing	CHE	<u>Norbert Siedler</u>	AUT	Mikaël Grenier	CAN	Lamborghini Huracan GT3 EVO	PRO	2	27	159.32	1:10:04.547	136.4
3	10	SPS Automotive Performance	DEU	<u>Miguel Ramos</u>	PRT	Fabrizio Crestani	ITA	Mercedes AMG GT3	PRO	3	27	159.32	1:10:05.026	136.4
4	59	Teo Martín Motorsport	ESP	<u>Martin Kodrić</u>	HRV	Henrique Chaves	PRT	McLaren 720 s	PRO	4	27	159.32	1:10:08.545	136.2
5	17	Teo Martín Motorsport	ESP	Fran Rueda	ESP	<u>Andrés Saravia</u>	GTM	McLaren 720 s	PRO	5	27	159.32	1:10:08.814	136.2
6	19	Raton Racing by Target	ITA	<u>Jiatong Liang</u>	CHN	Raffaele Giammaria	ITA	Lamborghini Huracan GT3 EVO	PROAM	1	27	159.32	1:10:15.141	136.0
7	20	SPS Automotive Performance	DEU	<u>Valentin Pierburg</u>	DEU	Tom Onslow-Cole	GBR	Mercedes AMG GT3	PROAM	2	27	159.32	1:10:17.065	136.0
8	3	Senkyr Motorsport	CZE	Beitske Visser	NLD	<u>Richard Gonda</u>	SVK	BMW M6 GT3	PRO	6	27	159.32	1:10:21.027	135.8
9	66	Vincenzo Sospiri Racing	ITA	<u>Frederik Schandorff</u>	DNK	Tuomas Tujula	FIN	Lamborghini Huracan GT3 EVO	PROAM	3	27	159.32	1:10:21.376	135.8
10	21	Spirit of Race	ITA	<u>Duncan Cameron</u>	GBR	Matt Griffin	IRL	Ferrari 488 GT3	PROAM	4	27	159.32	1:10:22.017	135.8
11	50	Kessel Racing	CHE	<u>John Hartshorne</u>	GBR	Oliver Hancock	GBR	Ferrari 488 GT3	PROAM	5	27	159.32	1:10:22.484	135.8
12	33	HTP Motorsport / Winward Racing	DEU	Russell Ward	USA	<u>Indy Dontje</u>	NLD	Mercedes AMG GT3	PROAM	6	27	159.32	1:10:29.692	135.6
13	27	Lazarus Racing	ITA	<u>Nicola De Marco</u>	ITA	Eliseo Martínez	ESP	Lamborghini Huracan GT3 EVO	PRO	7	27	159.32	1:10:34.996	135.4
14	99	Sports and You	PRT	<u>Manuel Da Costa</u>	PRT	Miguel Sardinha	PRT	Mercedes AMG GT3	AM	1	27	159.32	1:10:50.595	134.9
15	8	Antonelli MotorSport	ITA	Giuseppe Cipriani	ITA			Mercedes AMG GT3	AM	2	27	159.32	1:10:51.029	134.9
16	6	Antonelli MotorSport	ITA	Daniel Zampieri	ITA	<u>Loris Spinelli</u>	ITA	Mercedes AMG GT3	PRO	8	21	123.92	58:28.281	127.1
Not classified: (Requirements: 75% of number laps of leader = 21 Laps)														
	9	Antonelli MotorSport	ITA	Davide Roda	ITA			Mercedes AMG GT3	AM	3	15	88.51	41:48.522	127.0
	96	Optimum Motorsport	GBR	<u>Oliver Wilkinson</u>	GBR	Darren Turner	GBR	Aston Martin GT3 AMR MY2019	PRO	9	8	47.20	44:48.138	63.2
	12	Ombra Racing	ITA	Federico Leo	ITA	<u>Najiy Razak</u>	MYS	Lamborghini Huracan GT3 EVO	PRO	10				
	16	Teo Martín Motorsport	ESP	<u>Marcelo Hahn</u>	BRA	Allam Khodair	BRA	McLaren 720 s	PROAM	7				





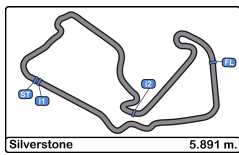
Silverstone
International GT Open
Race - 1
Lap Analysis



3							8								
1 Beitske Visser			BMW M6 GT3				1 Giuseppe Cipriani			Mercedes AMG GT3					
PRO			Senkyr Motorsport				AM			Antonelli MotorSport					
Lap	D	Time	Sector 1	Sector 2	Sector 3	T. Spd	Elapsed	Lap	D	Time	Sector 1	Sector 2	Sector 3	T. Spd	Elapsed
1	2	2:16.134	41.929	57.908	36.297	252.9	2:16.134	1	2:21.368	44.098	59.059	38.211	245.4	2:21.368	
2	2	4:06.652	1:13.229	1:48.351	1:05.072	82.5	6:22.786	2	4:07.104	1:12.211	1:50.878	1:04.015	75.2	6:28.472	
3	2	3:43.735	1:15.977	1:29.082	58.676	93.5	10:06.521	3	3:45.566	1:17.020	1:28.730	59.816	88.9	10:14.038	
4	2	3:34.645	1:10.482	1:27.541	56.622	98.1	13:41.166	4	3:35.552	1:10.702	1:27.469	57.381	115.5	13:49.590	
5	2	3:32.224	1:12.939	1:25.098	54.187	111.8	17:13.390	5	3:32.054	1:14.957	1:22.620	54.477	86.6	17:21.644	
6	2	3:22.037	1:06.086	1:22.206	53.745	132.5	20:35.427	6	3:23.460	1:05.936	1:19.646	57.878	131.7	20:45.104	
7	2	3:05.772	1:02.290	1:18.854	44.628	93.2	23:41.199	7	2:59.801	58.145	1:17.453	44.203	107.6	23:44.905	
8	2	2:01.213	35.935	53.669	31.609	250.5	25:42.412	8	2:02.741	37.200	53.766	31.775	247.7	25:47.646	
9	2	2:00.633	35.849	53.132	31.652	250.0	27:43.045	9	2:01.695	36.637	53.165	31.893	248.2	27:49.341	
10	2	2:00.616	35.722	53.217	31.677	252.3	29:43.661	10	2:02.699	36.544	54.301	31.854	247.1	29:52.040	
11	2	2:00.712	35.985	52.970	31.757	248.2	31:44.373	11	2:06.283 P	36.653	53.739	35.891	247.7	31:58.323	
12	2	2:00.420	35.722	52.995	31.703	253.5	33:44.793	12	3:10.836	1:45.167	53.800	31.869	244.3	35:09.159	
13	2	2:00.267	35.763	52.884	31.620	247.7	35:45.060	13	2:03.310	36.665	54.754	31.891	249.4	37:12.469	
14	2	2:00.329	35.796	52.897	31.636	250.5	37:45.389	14	2:01.728	36.652	53.307	31.769	247.1	39:14.197	
15	2	2:03.878 P	35.716	53.277	34.885	251.7	39:49.267	15	2:01.740	36.577	53.337	31.826	247.7	41:15.937	
16	1	3:09.215	1:44.245	53.200	31.770	248.2	42:58.482	16	2:01.909	36.665	53.412	31.832	248.2	43:17.846	
17	1	2:02.890	37.063	53.749	32.078	248.2	45:01.372	17	2:04.486	37.865	54.640	31.981	238.9	45:22.332	
18	1	3:47.501	1:00.397	1:44.966	1:02.138	73.1	48:48.873	18	3:33.784	46.220	1:43.883	1:03.681	65.4	48:56.116	
19	1	3:51.853	1:17.632	1:34.252	59.969	105.6	52:40.726	19	3:52.006	1:19.311	1:30.326	1:02.369	96.6	52:48.122	
20	1	3:31.440	1:15.361	1:28.589	47.490	105.2	56:12.166	20	3:32.478 P	1:15.122	1:26.805	50.551	81.8	56:20.600	
21	1	2:01.885	36.978	53.401	31.506	247.1	58:14.051	21	2:22.073	56.847	53.483	31.743	243.7	58:42.673	
22	1	2:00.660	36.094	52.978	31.588	247.1	1:00:14.711	22	2:01.243	36.728	52.920	31.595	246.0	1:00:43.916	
23	1	2:00.521	36.086	52.868	31.567	249.4	1:02:15.232	23	2:00.993	36.480	52.863	31.650	246.5	1:02:44.909	
24	1	2:01.837	35.955	54.292	31.590	248.2	1:04:17.069	24	2:00.846	36.418	52.808	31.620	247.7	1:04:45.755	
25	1	2:00.709	36.105	53.009	31.595	250.0	1:06:17.778	25	2:00.906	36.127	53.054	31.725	247.7	1:06:46.661	
26	1	2:02.398	36.105	54.593	31.700	249.4	1:08:20.176	26	2:01.175	36.333	53.130	31.712	248.2	1:08:47.836	
27	1	2:00.851	36.004	53.027	31.820	250.5	1:10:21.027	27	2:03.193	36.193	54.011	32.989	249.4	1:10:51.029	

6							9								
1 Daniel Zampieri			Mercedes AMG GT3				1 Davide Roda			Mercedes AMG GT3					
PRO			Antonelli MotorSport				AM			Antonelli MotorSport					
Lap	D	Time	Sector 1	Sector 2	Sector 3	T. Spd	Elapsed	Lap	D	Time	Sector 1	Sector 2	Sector 3	T. Spd	Elapsed
1	2	2:15.364	41.160	58.052	36.152	245.4	2:15.364	1	2:23.091	44.842	58.902	39.347	246.5	2:23.091	
2	2	4:06.267	1:12.870	1:48.575	1:04.822	79.2	6:21.631	2	4:07.750	1:12.217	1:51.346	1:04.187	80.7	6:30.841	
3	2	3:43.865	1:16.074	1:29.368	58.423	97.4	10:05.496	3	3:45.257	1:17.341	1:28.219	59.697	104.6	10:16.098	
4	2	3:34.329	1:10.718	1:27.593	56.018	98.0	13:39.825	4	3:35.135	1:10.996	1:26.787	57.352	115.0	13:51.233	
5	2	3:32.371	1:12.115	1:26.162	54.094	124.7	17:12.196	5	3:32.642	1:15.812	1:22.817	54.013	80.4	17:23.875	
6	2	3:21.909	1:05.687	1:22.791	53.431	112.5	20:34.105	6	3:24.293	1:06.447	1:19.292	58.554	113.5	20:48.168	
7	2	3:06.505	1:02.575	1:19.194	44.736	97.1	23:40.610	7	2:58.030	57.766	1:16.903	43.361	116.0	23:46.198	
8	2	2:01.172	36.249	53.572	31.351	248.8	25:41.782	8	2:04.222	36.856	55.492	31.874	248.2	25:50.420	
9	2	2:00.475	36.092	53.004	31.379	250.0	27:42.257	9	2:02.444	36.900	53.788	31.756	247.1	27:52.864	
10	2	2:00.464	36.075	52.983	31.406	248.2	29:42.721	10	2:07.034 P	36.591	54.045	36.398	250.5	29:59.898	
11	2	2:00.711	36.186	53.173	31.352	250.0	31:43.432	11	3:34.943	1:56.199	1:06.492	32.252	246.5	33:34.841	
12	2	2:00.074	35.979	52.773	31.322	248.8	33:43.506	12	2:03.354	36.815	54.369	32.170	248.2	35:38.195	
13	2	2:00.490	36.305	52.802	31.383	247.1	35:43.996	13	2:02.846	36.799	53.916	32.131	247.7	37:41.041	
14	2	2:00.283	35.897	53.037	31.349	250.0	37:44.279	14	2:04.223	36.490	54.514	33.219	249.4	39:45.264	
15	2	2:00.421	36.040	52.968	31.413	250.0	39:44.700	15	2:03.258	36.644	54.390	32.224	250.5	41:48.522	
16	2	2:04.966 P	35.978	53.760	35.228	249.4	41:49.666								
17	1	3:14.838	1:46.532	55.946	32.360	239.4	45:04.504								
18	1	3:45.257	58.236	1:44.764	1:02.257	67.9	48:49.761								
19	1	3:51.832	1:17.561	1:34.049	1:00.222	122.1	52:41.593								
20	1	3:31.139	1:15.351	1:28.460	47.328	103.6	56:12.732								
21	1	2:15.549 P	37.990	58.615	38.944	243.2	58:28.281								





Silverstone
International GT Open
Race - 1
Lap Analysis



10

1 Miguel Ramos Mercedes AMG GT3
 PRO 2 Fabrizio Crestani SPS Automotive Performance

14

1 Norbert Siedler Lamborghini Huracan GT3 EVO
 PRO 2 Mikaël Grenier Emil Frey Racing

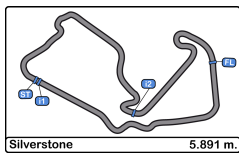
Lap	D	Time	Sector 1	Sector 2	Sector 3	T. Spd	Elapsed	Lap	D	Time	Sector 1	Sector 2	Sector 3	T. Spd	Elapsed
1	1	2:14.442	40.719	57.963	35.760	246.5	2:14.442	1	1	2:12.131	39.856	55.595	36.680	251.1	2:12.131
2	1	4:06.392	1:13.424	1:47.933	1:05.035	82.5	6:20.834	2	1	4:04.490	1:11.469	1:50.614	1:02.407	88.5	6:16.621
3	1	3:43.824	1:16.214	1:29.433	58.177	118.5	10:04.658	3	1	3:46.091	1:14.653	1:33.095	58.343	83.0	10:02.712
4	1	3:33.946	1:10.536	1:27.197	56.213	95.9	13:38.604	4	1	3:33.122	1:07.872	1:29.854	55.396	103.5	13:35.834
5	1	3:31.910	1:12.044	1:26.604	53.262	115.0	17:10.514	5	1	3:32.241	1:10.844	1:28.810	52.587	110.8	17:08.075
6	1	3:22.094	1:06.543	1:23.114	52.437	89.0	20:32.608	6	1	3:22.092	1:03.669	1:26.485	51.938	109.0	20:30.167
7	1	3:07.634	1:03.522	1:19.134	44.978	95.3	23:40.242	7	1	3:08.632	59.722	1:23.612	45.298	109.7	23:38.799
8	1	2:00.934	36.310	53.268	31.356	248.8	25:41.176	8	1	1:59.911	35.973	52.690	31.248	252.9	25:38.710
9	1	1:59.375	35.874	52.240	31.261	251.1	27:40.551	9	1	1:59.485	35.847	52.430	31.208	251.1	27:38.195
10	1	2:05.596 P	35.978	52.911	36.707	249.4	29:46.147	10	1	1:59.200	35.638	52.306	31.256	251.7	29:37.395
11	2	3:11.420	1:47.944	52.151	31.325	248.2	32:57.567	11	1	1:58.803	35.670	51.974	31.159	250.5	31:36.198
12	2	1:59.443	35.890	52.070	31.483	246.5	34:57.010	12	1	1:58.989	35.694	52.058	31.237	250.5	33:35.187
13	2	1:59.273	35.679	52.123	31.471	250.5	36:56.283	13	1	2:00.287	36.635	52.373	31.279	251.1	35:35.474
14	2	1:59.344	35.664	52.344	31.336	250.0	38:55.627	14	1	1:59.186	35.714	52.177	31.295	250.0	37:34.660
15	2	1:59.634	35.765	52.544	31.325	250.5	40:55.261	15	1	2:02.111 P	35.429	52.003	34.679	251.1	39:36.771
16	2	1:59.534	35.982	52.207	31.345	248.2	42:54.795	16	2	3:08.522	1:44.764	52.626	31.132	249.4	42:45.293
17	2	2:01.968	36.263	52.873	32.832	247.7	44:56.763	17	2	2:01.359	36.571	53.600	31.188	248.8	44:46.652
18	2	3:49.659	1:01.975	1:45.631	1:02.053	71.1	48:46.422	18	2	3:58.260	1:10.238	1:46.131	1:01.891	70.2	48:44.912
19	2	3:51.844	1:17.365	1:34.625	59.854	109.8	52:38.266	19	2	3:51.356	1:17.225	1:34.826	59.305	89.1	52:36.268
20	2	3:32.552	1:15.837	1:28.121	48.594	95.9	56:10.818	20	2	3:33.630	1:15.103	1:29.448	49.079	102.7	56:09.898
21	2	2:00.947	36.491	53.090	31.366	249.4	58:11.765	21	2	2:00.153	36.395	52.598	31.160	250.0	58:10.051
22	2	1:59.456	36.086	52.157	31.213	247.1	1:00:11.221	22	2	1:59.466	35.954	52.412	31.100	250.5	1:00:09.517
23	2	1:58.892	35.818	51.887	31.187	248.2	1:02:10.113	23	2	1:59.261	35.689	52.470	31.102	252.3	1:02:08.778
24	2	1:58.436	35.546	51.813	31.077	249.4	1:04:08.549	24	2	1:58.910	35.705	52.171	31.034	251.1	1:04:07.688
25	2	1:58.855	35.734	51.904	31.217	248.8	1:06:07.404	25	2	1:58.806	35.518	52.197	31.091	251.7	1:06:06.494
26	2	1:58.668	35.518	51.880	31.270	250.0	1:08:06.072	26	2	1:58.930	35.620	52.097	31.213	251.1	1:08:05.424
27	2	1:58.954	35.573	52.143	31.238	250.0	1:10:05.026	27	2	1:59.123	35.686	52.190	31.247	251.7	1:10:04.547

12

1 Federico Leo Lamborghini Huracan GT3 EVO
 PRO 2 Najiy Razak Ombra Racing

Lap	D	Time	Sector 1	Sector 2	Sector 3	T. Spd	Elapsed
1	2		41.752			248.8	





Silverstone
International GT Open
Race - 1
Lap Analysis



17

1 Fran Rueda

McLaren 720 s 19

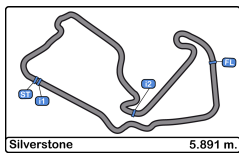
1 Jiatong Liang

Lamborghini Huracan GT3 EVO

PRO 2 Andrés Saravia Teo Martin Motorsport PROAM 2 Raffaele Giammaria Raton Racing by Target

Lap	D	Time	Sector 1	Sector 2	Sector 3	T. Spd	Elapsed	Lap	D	Time	Sector 1	Sector 2	Sector 3	T. Spd	Elapsed
1	2	2:11.374	39.441	55.124	36.809	251.1	2:11.374	1	1	2:19.300	43.226	59.189	36.885	249.4	2:19.300
2	2	4:04.395	1:11.385	1:50.388	1:02.622	83.9	6:15.769	2	1	4:06.913	1:12.703	1:49.698	1:04.512	81.2	6:26.213
3	2	3:45.679	1:14.514	1:33.119	58.046	85.5	10:01.448	3	1	3:44.285	1:16.177	1:29.310	58.798	88.1	10:10.498
4	2	3:33.223	1:07.969	1:30.325	54.929	122.3	13:34.671	4	1	3:35.437	1:10.691	1:27.993	56.753	97.8	13:45.935
5	2	3:32.321	1:10.979	1:29.016	52.326	98.0	17:06.992	5	1	3:32.857	1:15.222	1:22.367	55.268	127.5	17:18.792
6	2	3:21.717	1:03.231	1:27.101	51.385	93.9	20:28.709	6	1	3:23.499	1:05.009	1:21.358	57.132	126.3	20:42.291
7	2	3:09.350	1:00.263	1:23.717	45.370	109.4	23:38.059	7	1	3:00.822	58.887	1:17.969	43.966	101.4	23:43.113
8	2	1:59.768	35.957	52.526	31.285	252.9	25:37.827	8	1	2:02.180	36.632	54.004	31.544	251.7	25:45.293
9	2	1:59.579	35.860	52.481	31.238	251.7	27:37.406	9	1	2:01.674	36.376	53.681	31.617	250.5	27:46.967
10	2	2:02.929 P	35.669	52.215	35.045	251.7	29:40.335	10	1	2:06.844 P	36.476	53.907	36.461	250.0	29:53.811
11	1	3:22.515	1:58.924	52.389	31.202	251.1	33:02.850	11	2	3:12.263	1:47.631	53.058	31.574	246.5	33:06.074
12	1	1:59.397	35.851	52.383	31.163	251.1	35:02.247	12	2	2:00.239	36.164	52.579	31.496	246.5	35:06.313
13	1	1:59.178	35.513	52.442	31.223	252.9	37:01.425	13	2	1:59.645	35.636	52.211	31.798	249.4	37:05.958
14	1	1:58.642	35.522	52.046	31.074	252.9	39:00.067	14	2	1:59.902	35.752	52.683	31.467	248.2	39:05.860
15	1	1:58.930	35.605	52.187	31.138	252.9	40:58.997	15	2	1:59.854	35.684	52.696	31.474	248.8	41:05.714
16	1	1:59.634	35.564	52.548	31.522	254.1	42:58.631	16	2	1:59.698	35.708	52.511	31.479	248.2	43:05.412
17	1	2:01.262	36.806	52.653	31.803	251.1	44:59.893	17	2	2:00.044	36.231	52.397	31.416	246.5	45:05.456
18	1	3:47.575	1:00.324	1:45.250	1:02.001	82.8	48:47.468	18	2	3:45.767	58.304	1:44.853	1:02.610	67.1	48:51.223
19	1	3:52.014	1:17.857	1:34.653	59.504	104.2	52:39.482	19	2	3:52.442	1:17.928	1:32.861	1:01.653	142.8	52:43.665
20	1	3:31.897	1:15.641	1:28.163	48.093	99.5	56:11.379	20	2	3:29.943	1:16.131	1:26.609	47.203	82.1	56:13.608
21	1	2:00.907	36.632	52.990	31.285	251.1	58:12.286	21	2	2:02.615	37.792	53.237	31.586	246.5	58:16.223
22	1	2:00.373	36.014	53.388	30.971	252.9	1:00:12.659	22	2	2:00.034	36.248	52.456	31.330	247.7	1:00:16.257
23	1	1:59.527	35.773	52.612	31.142	254.1	1:02:12.186	23	2	1:59.233	36.041	51.989	31.203	249.4	1:02:15.490
24	1	1:59.128	35.775	52.324	31.029	252.9	1:04:11.314	24	2	2:00.465	35.963	53.095	31.407	249.4	1:04:15.955
25	1	1:58.899	35.572	52.275	31.052	254.1	1:06:10.213	25	2	1:59.488	35.836	52.332	31.320	248.2	1:06:15.443
26	1	1:59.346	35.704	52.479	31.163	254.1	1:08:09.559	26	2	1:59.786	35.989	52.338	31.459	248.8	1:08:15.229
27	1	1:59.255	35.631	52.396	31.228	254.1	1:10:08.814	27	2	1:59.912	35.903	52.560	31.449	247.7	1:10:15.141



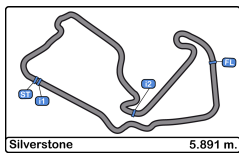


Silverstone
International GT Open
Race - 1
Lap Analysis



20							21								
1 Valentin Pierburg Mercedes AMG GT3							1 Duncan Cameron Ferrari 488 GT3								
PROAM 2 Tom Onslow-Cole SPS Automotive Performance							PROAM 2 Matt Griffin Spirit of Race								
Lap	D	Time	Sector 1	Sector 2	Sector 3	T. Spd	Elapsed	Lap	D	Time	Sector 1	Sector 2	Sector 3	T. Spd	Elapsed
1	1	2:19.977	42.373	1:00.328	37.276	250.5	2:19.977	1	1	2:17.639	42.842	58.937	35.860	250.5	2:17.639
2	1	4:06.999	1:12.579	1:50.809	1:03.611	76.0	6:26.976	2	1	4:06.763	1:12.930	1:49.278	1:04.555	68.5	6:24.402
3	1	3:44.641	1:16.438	1:29.559	58.644	87.0	10:11.617	3	1	3:44.020	1:16.019	1:29.547	58.454	75.7	10:08.422
4	1	3:35.346	1:10.470	1:28.440	56.436	98.2	13:46.963	4	1	3:34.708	1:10.206	1:28.013	56.489	84.1	13:43.130
5	1	3:32.682	1:16.418	1:21.187	55.077	76.9	17:19.645	5	1	3:32.178	1:12.989	1:25.362	53.827	120.1	17:15.308
6	1	3:23.495	1:05.224	1:21.239	57.032	159.0	20:43.140	6	1	3:22.441	1:05.967	1:22.377	54.097	132.5	20:37.749
7	1	3:00.890	59.042	1:17.677	44.171	115.1	23:44.030	7	1	3:04.563	1:01.477	1:18.677	44.409	94.3	23:42.312
8	1	2:02.272	36.189	54.210	31.873	252.3	25:46.302	8	1	2:01.657	36.331	53.698	31.628	254.1	25:43.969
9	1	2:01.548	35.961	53.786	31.801	251.7	27:47.850	9	1	2:01.348	36.114	53.364	31.870	252.3	27:45.317
10	1	2:02.398	35.933	54.502	31.963	251.7	29:50.248	10	1	2:06.450 P	36.136	53.624	36.690	251.7	29:51.767
11	1	2:04.495 P	36.014	52.976	35.505	251.1	31:54.743	11	2	3:17.618	1:53.349	52.997	31.272	248.2	33:09.385
12	2	3:16.324	1:53.266	51.873	31.185	247.7	35:11.067	12	2	1:59.980	36.068	52.601	31.311	248.8	35:09.365
13	2	1:59.761	35.667	52.775	31.319	252.3	37:10.828	13	2	2:00.409	36.560	52.618	31.231	253.5	37:09.774
14	2	1:58.799	35.432	52.121	31.246	251.7	39:09.627	14	2	1:59.485	35.714	52.464	31.307	250.5	39:09.259
15	2	1:59.530	35.486	52.548	31.496	252.3	41:09.157	15	2	1:59.418	35.540	52.617	31.261	252.3	41:08.677
16	2	1:59.535	35.805	52.208	31.522	251.1	43:08.692	16	2	1:59.496	35.593	52.613	31.290	251.7	43:08.173
17	2	2:01.487	36.385	53.106	31.996	248.8	45:10.179	17	2	2:02.284	36.387	53.792	32.105	251.1	45:10.457
18	2	3:42.133	55.053	1:44.985	1:02.095	57.3	48:52.312	18	2	3:42.582	55.622	1:45.071	1:01.889	51.0	48:53.039
19	2	3:52.913	1:19.516	1:31.641	1:01.756	131.2	52:45.225	19	2	3:52.886	1:20.001	1:31.063	1:01.822	111.2	52:45.925
20	2	3:29.270	1:15.900	1:26.729	46.641	85.9	56:14.495	20	2	3:28.934	1:16.095	1:26.499	46.340	91.3	56:14.859
21	2	2:04.388	37.121	55.531	31.736	249.4	58:18.883	21	2	2:02.471	36.799	54.533	31.139	253.5	58:17.330
22	2	1:59.291	35.701	52.358	31.232	250.0	1:00:18.174	22	2	2:00.456	36.442	52.860	31.154	252.3	1:00:17.786
23	2	2:00.027	36.051	52.710	31.266	251.1	1:02:18.201	23	2	1:59.979	36.132	52.789	31.058	251.1	1:02:17.765
24	2	2:00.080	35.673	53.031	31.376	253.5	1:04:18.281	24	2	2:00.080	35.810	53.024	31.246	254.1	1:04:17.845
25	2	2:00.222	35.810	53.017	31.395	252.3	1:06:18.503	25	2	2:02.497	35.906	54.838	31.753	251.7	1:06:20.342
26	2	2:00.349	35.643	53.343	31.363	251.7	1:08:18.852	26	2	2:00.624	35.901	53.637	31.086	253.5	1:08:20.966
27	2	1:58.213	35.370	51.637	31.206	250.0	1:10:17.065	27	2	2:01.051	36.549	53.215	31.287	254.1	1:10:22.017





Silverstone
International GT Open
Race - 1
Lap Analysis



27

1 Nicola De Marco Lamborghini Huracan GT3 EVO

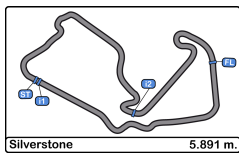
33

1 Russell Ward Mercedes AMG GT3

PRO 2 Eliseo Martinez Lazarus Racing PROAM 2 Indy Dontje HTP Motorsport / Winward Racing

Lap	D	Time	Sector 1	Sector 2	Sector 3	T. Spd	Elapsed	Lap	D	Time	Sector 1	Sector 2	Sector 3	T. Spd	Elapsed
1	1	2:18.587	43.505	59.656	35.426	250.0	2:18.587	1	2	2:17.107	42.612	58.371	36.124	248.2	2:17.107
2	1	4:06.794	1:12.889	1:49.827	1:04.078	84.2	6:25.381	2	2	4:06.585	1:12.827	1:48.970	1:04.788	77.5	6:23.692
3	1	3:44.601	1:15.877	1:29.767	58.957	82.9	10:09.982	3	2	3:43.742	1:15.801	1:29.320	58.621	94.3	10:07.434
4	1	3:33.894	1:10.064	1:27.761	56.069	101.6	13:43.876	4	2	3:34.674	1:10.423	1:27.484	56.767	103.7	13:42.108
5	1	3:32.232	1:14.023	1:24.415	53.794	115.5	17:16.108	5	2	3:32.171	1:13.117	1:25.521	53.533	110.9	17:14.279
6	1	3:23.008	1:07.225	1:20.975	54.808	140.6	20:39.116	6	2	3:21.977	1:06.364	1:21.967	53.646	124.8	20:36.256
7	1	3:03.619	1:00.891	1:18.530	44.198	96.4	23:42.735	7	2	3:05.349	1:02.184	1:18.689	44.476	96.2	23:41.605
8	1	2:01.950	36.521	53.755	31.674	250.5	25:44.685	8	2	2:01.439	36.490	53.426	31.523	250.5	25:43.044
9	1	2:01.293	36.309	53.405	31.579	249.4	27:45.978	9	2	2:00.436	36.136	52.804	31.496	251.7	27:43.480
10	1	2:01.515	36.124	53.626	31.765	248.2	29:47.493	10	2	2:00.424	36.057	52.917	31.450	251.1	29:43.904
11	1	2:00.778	36.206	53.031	31.541	248.2	31:48.271	11	2	2:00.828	36.433	52.784	31.611	251.1	31:44.732
12	1	2:00.845	35.997	53.245	31.603	247.7	33:49.116	12	2	2:00.411	36.185	52.702	31.524	250.5	33:45.143
13	1	2:00.915	36.106	53.235	31.574	247.7	35:50.031	13	2	2:00.345	36.166	52.756	31.423	251.1	35:45.488
14	1	2:05.043 P	36.308	53.191	35.544	247.7	37:55.074	14	2	2:00.305	35.988	52.728	31.589	251.1	37:45.793
15	2	3:23.413	1:57.122	54.359	31.932	249.4	41:18.487	15	2	2:04.480 P	35.982	52.895	35.603	251.1	39:50.273
16	2	2:02.683	36.780	53.956	31.947	249.4	43:21.170	16	1	3:27.030	2:00.969	54.147	31.914	245.4	43:17.303
17	2	2:08.952	37.950	56.709	34.293	244.8	45:30.122	17	1	2:09.551	38.208	58.098	33.245	221.7	45:26.854
18	2	3:29.108	42.412	1:42.832	1:03.864	76.1	48:59.230	18	1	3:30.934	43.843	1:43.881	1:03.210	62.9	48:57.788
19	2	3:52.217	1:19.809	1:29.929	1:02.479	90.3	52:51.447	19	1	3:52.197	1:19.433	1:30.059	1:02.705	79.2	52:49.985
20	2	3:26.399	1:15.464	1:25.780	45.155	83.0	56:17.846	20	1	3:27.137	1:15.537	1:26.243	45.357	86.5	56:17.122
21	2	2:05.734	38.497	55.206	32.031	246.0	58:23.580	21	1	2:05.743	39.048	54.794	31.901	246.5	58:22.865
22	2	2:01.959	36.855	53.497	31.607	248.2	1:00:25.539	22	1	2:02.089	36.874	53.611	31.604	247.7	1:00:24.954
23	2	2:01.453	36.591	53.307	31.555	249.4	1:02:26.992	23	1	2:01.087	36.501	53.159	31.427	248.8	1:02:26.041
24	2	2:01.440	36.521	53.244	31.675	248.8	1:04:28.432	24	1	2:00.798	36.270	53.130	31.398	249.4	1:04:26.839
25	2	2:02.627	36.809	53.907	31.911	247.1	1:06:31.059	25	1	2:01.225	36.273	53.460	31.492	249.4	1:06:28.064
26	2	2:02.187	36.938	53.429	31.820	247.7	1:08:33.246	26	1	2:01.384	36.501	53.312	31.571	249.4	1:08:29.448
27	2	2:01.750	36.593	53.321	31.836	247.1	1:10:34.996	27	1	2:00.244	36.018	52.785	31.441	250.0	1:10:29.692



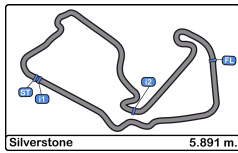


Silverstone
International GT Open
Race - 1
Lap Analysis



50							59								
1 John Hartshorne PROAM							1 Martin Kodrić PRO								
2 Oliver Hancock							2 Henrique Chaves								
Kessel Racing							Teo Martín Motorsport								
Lap	D	Time	Sector 1	Sector 2	Sector 3	T. Spd	Elapsed	Lap	D	Time	Sector 1	Sector 2	Sector 3	T. Spd	Elapsed
1	1	2:23.939	45.894	1:01.334	36.711	247.7	2:23.939	1	1	2:12.567	39.983	56.271	36.313	252.9	2:12.567
2	1	4:07.965	1:13.540	1:50.930	1:03.495	96.3	6:31.904	2	1	4:05.216	1:12.115	1:50.107	1:02.994	93.7	6:17.783
3	1	3:45.620	1:17.480	1:28.817	59.323	88.8	10:17.524	3	1	3:45.565	1:14.437	1:33.104	58.024	84.5	10:03.348
4	1	3:35.694	1:12.097	1:25.099	58.498	107.8	13:53.218	4	1	3:33.853	1:08.489	1:29.342	56.022	91.5	13:37.201
5	1	3:32.129	1:16.263	1:22.113	53.753	107.6	17:25.347	5	1	3:32.156	1:11.265	1:27.982	52.909	107.0	17:09.357
6	1	3:24.131	1:06.154	1:19.734	58.243	122.0	20:49.478	6	1	3:21.780	1:03.033	1:26.699	52.048	68.0	20:31.137
7	1	2:57.596	57.601	1:17.099	42.896	116.2	23:47.074	7	1	3:07.885	59.832	1:23.388	44.665	96.9	23:39.022
8	1	2:05.179	38.014	54.728	32.437	250.5	25:52.253	8	1	2:00.115	35.911	53.039	31.165	255.9	25:39.137
9	1	2:06.274	37.712	56.221	32.341	248.2	27:58.527	9	1	1:59.433	35.660	52.619	31.154	254.7	27:38.570
10	1	2:10.285 P	37.727	55.500	37.058	247.1	30:08.812	10	1	2:02.486 P	35.565	52.437	34.484	254.1	29:41.056
11	2	3:09.956	1:45.824	52.712	31.420	248.8	33:18.768	11	2	3:15.876	1:51.837	52.700	31.339	250.5	32:56.932
12	2	1:59.713	35.905	52.475	31.333	249.4	35:18.481	12	2	1:59.295	35.704	52.278	31.313	250.5	34:56.227
13	2	2:00.216	35.883	52.858	31.475	251.1	37:18.697	13	2	1:59.353	35.596	52.466	31.291	252.3	36:55.580
14	2	1:59.860	35.796	52.683	31.381	251.7	39:18.557	14	2	1:59.621	35.831	52.430	31.360	251.7	38:55.201
15	2	2:00.265	35.769	52.718	31.778	251.7	41:18.822	15	2	1:59.655	35.724	52.609	31.322	253.5	40:54.856
16	2	2:00.332	36.538	52.528	31.266	253.5	43:19.154	16	2	1:59.519	35.591	52.615	31.313	253.5	42:54.375
17	2	2:05.423	36.833	56.557	32.033	225.9	45:24.577	17	2	2:02.161	36.180	53.216	32.765	250.0	44:56.536
18	2	3:32.274	45.198	1:43.846	1:03.230	62.3	48:56.851	18	2	3:49.324	1:01.674	1:45.592	1:02.058	75.5	48:45.860
19	2	3:52.284	1:19.281	1:30.173	1:02.830	83.5	52:49.135	19	2	3:51.323	1:17.396	1:34.442	59.485	98.3	52:37.183
20	2	3:27.058	1:15.468	1:26.164	45.426	80.4	56:16.193	20	2	3:33.429	1:14.800	1:29.747	48.882	98.4	56:10.612
21	2	2:02.884	36.624	54.411	31.849	252.9	58:19.077	21	2	2:01.142	36.360	53.283	31.499	251.1	58:11.754
22	2	2:00.607	36.266	53.046	31.295	252.3	1:00:19.684	22	2	2:00.528	36.337	53.096	31.095	251.1	1:00:12.282
23	2	1:59.725	35.863	52.681	31.181	253.5	1:02:19.409	23	2	1:59.428	35.803	52.493	31.132	252.9	1:02:11.710
24	2	1:59.417	35.788	52.454	31.175	251.7	1:04:18.826	24	2	1:59.033	35.732	52.187	31.114	254.1	1:04:10.743
25	2	2:00.925	35.759	53.818	31.348	254.7	1:06:19.751	25	2	1:59.035	35.491	52.377	31.167	253.5	1:06:09.778
26	2	2:01.114	36.042	53.611	31.461	254.1	1:08:20.865	26	2	1:59.469	35.715	52.462	31.292	252.3	1:08:09.247
27	2	2:01.619	36.489	53.729	31.401	250.5	1:10:22.484	27	2	1:59.298	35.580	52.386	31.332	253.5	1:10:08.545





Silverstone
International GT Open
Race - 1
Lap Analysis



63

1 Albert Costa
 Lamborghini Huracan GT3 EVO
 PRO
 2 Giacomo Altoè
 Emil Frey Racing

66

1 Frederik Schandorff
 Lamborghini Huracan GT3 EVO
 PROAM
 2 Tuomas Tujala
 Vincenzo Sospiri Racing

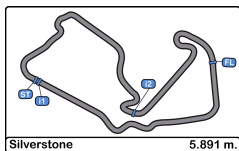
Lap	D	Time	Sector 1	Sector 2	Sector 3	T. Spd	Elapsed	Lap	D	Time	Sector 1	Sector 2	Sector 3	T. Spd	Elapsed
1	2	2:10.302	38.959	54.638	36.705	246.5	2:10.302	1	1	2:24.485	41.296	1:06.429	36.760	251.1	2:24.485
2	2	4:03.476	1:10.962	1:51.019	1:01.495	96.6	6:13.778	2	1	4:08.560	1:14.340	1:50.250	1:03.970	62.6	6:33.045
3	2	3:44.040	1:14.525	1:33.896	55.619	113.3	9:57.818	3	1	3:45.242	1:17.013	1:28.825	59.404	92.7	10:18.287
4	2	3:35.656	1:09.769	1:30.834	55.053	117.6	13:33.474	4	1	3:36.351	1:12.363	1:24.878	59.110	82.1	13:54.638
5	2	3:32.129	1:10.871	1:29.545	51.713	92.3	17:05.603	5	1	3:31.820	1:15.873	1:21.599	54.348	140.9	17:26.458
6	2	3:21.755	1:03.203	1:27.619	50.933	92.3	20:27.358	6	1	3:24.205	1:06.176	1:19.477	58.552	93.0	20:50.663
7	2	3:10.280	59.712	1:24.713	45.855	96.0	23:37.638	7	1	2:56.556	57.749	1:16.257	42.550	127.0	23:47.219
8	2	1:59.385	35.831	52.204	31.350	247.7	25:37.023	8	1	2:01.713	36.356	53.536	31.821	252.9	25:48.932
9	2	1:59.020	35.811	52.077	31.132	248.8	27:36.043	9	1	2:00.867	36.500	52.823	31.544	252.3	27:49.799
10	2	2:01.946 P	35.472	52.003	34.471	246.5	29:37.989	10	1	2:00.800	36.290	52.947	31.563	252.3	29:50.599
11	1	3:08.263	1:44.083	52.772	31.408	247.1	32:46.252	11	1	2:00.633	36.099	52.772	31.762	251.7	31:51.232
12	1	2:00.422	36.072	52.892	31.458	248.2	34:46.674	12	1	2:00.264	35.955	52.730	31.579	249.4	33:51.496
13	1	1:59.864	35.935	52.712	31.217	250.0	36:46.538	13	1	2:03.537 P	36.069	52.583	34.885	250.5	35:55.033
14	1	1:59.208	35.744	52.241	31.223	246.5	38:45.746	14	2	3:12.322	1:47.802	52.983	31.537	250.0	39:07.355
15	1	1:59.195	35.569	52.319	31.307	251.1	40:44.941	15	2	2:00.125	35.965	52.739	31.421	250.0	41:07.480
16	1	1:59.046	35.444	52.390	31.212	250.5	42:43.987	16	2	2:00.477	35.865	53.174	31.438	248.8	43:07.957
17	1	2:01.744	37.584	53.006	31.154	237.3	44:45.731	17	2	2:01.552	36.287	53.466	31.799	247.7	45:09.509
18	1	3:58.436	1:10.241	1:45.876	1:02.319	81.6	48:44.167	18	2	3:42.278	54.998	1:45.027	1:02.253	65.9	48:51.787
19	1	3:51.238	1:16.945	1:34.813	59.480	99.9	52:35.405	19	2	3:52.724	1:17.938	1:33.006	1:01.780	135.6	52:44.511
20	1	3:33.949	1:15.007	1:29.788	49.154	92.0	56:09.354	20	2	3:29.561	1:15.896	1:26.816	46.849	79.9	56:14.072
21	1	2:00.115	36.395	52.589	31.131	246.5	58:09.469	21	2	2:03.024	37.420	53.898	31.706	247.7	58:17.096
22	1	1:59.166	35.759	52.269	31.138	246.0	1:00:08.635	22	2	2:00.345	36.349	52.561	31.435	249.4	1:00:17.441
23	1	1:58.830	35.534	52.234	31.062	249.4	1:02:07.465	23	2	1:59.861	36.243	52.346	31.272	252.3	1:02:17.302
24	1	1:59.046	35.677	52.279	31.090	250.0	1:04:06.511	24	2	2:00.245	35.997	52.848	31.400	250.0	1:04:17.547
25	1	1:58.721	35.558	52.062	31.101	247.1	1:06:05.232	25	2	2:01.854	36.001	54.355	31.498	251.7	1:06:19.401
26	1	1:58.727	35.629	52.041	31.057	250.0	1:08:03.959	26	2	2:00.972	36.075	53.377	31.520	248.8	1:08:20.373
27	1	1:58.945	35.512	52.206	31.227	251.1	1:10:02.904	27	2	2:01.003	36.326	52.739	31.938	252.3	1:10:21.376

96

1 Oliver Wilkinson
 Aston Martin GT3 AMR MY2019
 PRO
 2 Darren Turner
 Optimum Motorsport

Lap	D	Time	Sector 1	Sector 2	Sector 3	T. Spd	Elapsed
1	1	2:38.027 P	41.398	1:16.714	39.915	241.6	2:38.027
2	1	28:29.990	27:04.563	54.206	31.221	231.7	31:08.017
3	1	2:03.824	37.503	55.110	31.211	219.9	33:11.841
4	1	2:04.664 P	37.196	52.920	34.548	251.7	35:16.505
5	2	3:23.670	1:58.173	54.112	31.385	250.5	38:40.175
6	2	1:59.830	35.881	52.740	31.209	251.7	40:40.005
7	2	1:59.933	35.777	52.847	31.309	252.3	42:39.938
8	2	2:08.200 P	37.937	54.205	36.058	242.1	44:48.138





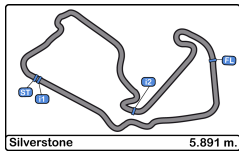
Silverstone
International GT Open
Race - 1
Lap Analysis



99 1 Manuel Da Costa Mercedes AMG GT3
 AM 2 Miguel Sardinha Sports and You

Lap	D	Time	Sector 1	Sector 2	Sector 3	T. Spd	Elapsed
1	1	2:22.453	44.266	59.279	38.908	248.8	2:22.453
2	1	4:07.646	1:12.262	1:51.428	1:03.956	79.5	6:30.099
3	1	3:45.363	1:17.191	1:28.398	59.774	108.0	10:15.462
4	1	3:35.159	1:10.980	1:26.695	57.484	113.3	13:50.621
5	1	3:32.695	1:15.370	1:22.967	54.358	84.2	17:23.316
6	1	3:23.995	1:06.423	1:19.122	58.450	102.6	20:47.311
7	1	2:58.511	58.230	1:16.496	43.785	106.5	23:45.822
8	1	2:02.904	37.036	54.014	31.854	247.1	25:48.726
9	1	2:02.854	36.546	54.606	31.702	250.5	27:51.580
10	1	2:02.164	36.855	53.698	31.611	248.8	29:53.744
11	1	2:01.779	36.597	53.215	31.967	250.5	31:55.523
12	1	2:02.022	36.707	53.476	31.839	248.8	33:57.545
13	1	2:01.358	36.580	53.019	31.759	249.4	35:58.903
14	1	2:00.826	36.469	52.740	31.617	250.0	37:59.729
15	1	2:06.274 P	36.388	53.359	36.527	250.0	40:06.003
16	2	3:50.727	2:19.787	58.294	32.646	236.8	43:56.730
17	2	2:09.168	37.777	58.644	32.747	240.0	46:05.898
18	2	2:54.546	39.555	1:11.610	1:03.381	241.0	49:00.444
19	2	3:52.249	1:19.901	1:29.936	1:02.412	103.4	52:52.693
20	2	3:26.550	1:15.437	1:25.473	45.640	75.6	56:19.243
21	2	2:06.882	39.465	55.043	32.374	243.2	58:26.125
22	2	2:05.571	37.801	55.321	32.449	244.3	1:00:31.696
23	2	2:04.938	37.789	54.786	32.363	246.5	1:02:36.634
24	2	2:04.273	37.586	54.618	32.069	247.7	1:04:40.907
25	2	2:03.217	37.194	54.022	32.001	247.7	1:06:44.124
26	2	2:02.288	36.500	53.876	31.912	248.2	1:08:46.412
27	2	2:04.183	36.727	54.714	32.742	249.4	1:10:50.595



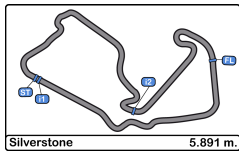


Silverstone
International GT Open
Race - 1
Analysis by Lap



Num	Lap Time	Gap	Num	Lap Time	Gap	Num	Lap Time	Gap	Num	Lap Time	Gap	Num	Lap Time	Gap
Lap 1			Lap 3			Lap 5			Lap 7			Lap 9		
63	2:10.302		63	3:44.040		63	3:32.129		63	3:10.280		63	1:59.020	
17	2:11.374	01.072	17	3:45.679	03.630	17	3:32.321	01.389	17	3:09.350	00.421	17	1:59.579	01.363
14	2:12.131	01.829	14	3:46.091	04.894	14	3:32.241	02.472	14	3:08.632	01.161	14	1:59.485	02.152
59	2:12.567	02.265	59	3:45.565	05.530	59	3:32.156	03.754	59	3:07.885	01.384	59	1:59.433	02.527
10	2:14.442	04.140	10	3:43.824	06.840	10	3:31.910	04.911	10	3:07.634	02.604	10	1:59.375	04.508
6	2:15.364	05.062	6	3:43.865	07.678	6	3:32.371	06.593	6	3:06.505	02.972	6	2:00.475	06.214
3	2:16.134	05.832	3	3:43.735	08.703	3	3:32.224	07.787	3	3:05.772	03.561	3	2:00.633	07.002
33	2:17.107	06.805	33	3:43.742	09.616	33	3:32.171	08.676	33	3:05.349	03.967	33	2:00.436	07.437
21	2:17.639	07.337	21	3:44.020	10.604	21	3:32.178	09.705	21	3:04.563	04.674	21	2:01.348	09.274
27	2:18.587	08.285	27	3:44.601	12.164	27	3:32.232	10.505	27	3:03.619	05.097	27	2:01.293	09.935
19	2:19.300	08.998	19	3:44.285	12.680	19	3:32.857	13.189	19	3:00.822	05.475	19	2:01.674	10.924
20	2:19.977	09.675	20	3:44.641	13.799	20	3:32.682	14.042	20	3:00.890	06.392	20	2:01.548	11.807
8	2:21.368	11.066	8	3:45.566	16.220	8	3:32.054	16.041	8	2:59.801	07.267	8	2:01.695	13.298
99	2:22.453	12.151	99	3:45.363	17.644	99	3:32.695	17.713	99	2:58.511	08.184	66	2:00.867	13.756
9	2:23.091	12.789	9	3:45.257	18.280	9	3:32.642	18.272	9	2:58.030	08.560	99	2:02.854	15.537
50	2:23.939	13.637	50	3:45.620	19.706	50	3:32.129	19.744	50	2:57.596	09.436	9	2:02.444	16.821
66	2:24.485	14.183	66	3:45.242	20.469	66	3:31.820	20.855	66	2:56.556	09.581	50	2:06.274	22.484
96	2:38.027	27.725												
Num	Lap Time	Gap	Num	Lap Time	Gap	Num	Lap Time	Gap	Num	Lap Time	Gap	Num	Lap Time	Gap
Lap 2			Lap 4			Lap 6			Lap 8			Lap 10		
63	4:03.476		63	3:35.656		63	3:21.755		63	1:59.385		14	1:59.200	
17	4:04.395	01.991	17	3:33.223	01.197	17	3:21.717	01.351	17	1:59.768	00.804	63	2:01.946	00.594
14	4:04.490	02.843	14	3:33.122	02.360	14	3:22.092	02.809	14	1:59.911	01.687	17	2:02.929	02.940
59	4:05.216	04.005	59	3:33.853	03.727	59	3:21.780	03.779	59	2:00.115	02.114	59	2:02.486	03.661
10	4:06.392	07.056	10	3:33.946	05.130	10	3:22.094	05.250	10	2:00.934	04.153	6	2:00.464	05.326
6	4:06.267	07.853	6	3:34.329	06.351	6	3:21.909	06.747	6	2:01.172	04.759	3	2:00.616	06.266
3	4:06.652	09.008	3	3:34.645	07.692	3	3:22.037	08.069	3	2:01.213	05.389	33	2:00.424	06.509
33	4:06.585	09.914	33	3:34.674	08.634	33	3:21.977	08.898	33	2:01.439	06.021	10	2:05.596	08.752
21	4:06.763	10.624	21	3:34.708	09.656	21	3:22.441	10.391	21	2:01.657	06.946	27	2:01.515	10.098
27	4:06.794	11.603	27	3:33.894	10.402	27	3:23.008	11.758	27	2:01.950	07.662	20	2:02.398	12.853
19	4:06.913	12.435	19	3:35.437	12.461	19	3:23.499	14.933	19	2:02.180	08.270	66	2:00.800	13.204
20	4:06.999	13.198	20	3:35.346	13.489	20	3:23.495	15.782	20	2:02.272	09.279	21	2:06.450	14.372
8	4:07.104	14.694	8	3:35.552	16.116	8	3:23.460	17.746	8	2:02.741	10.623	8	2:02.699	14.645
99	4:07.646	16.321	99	3:35.159	17.147	99	3:23.995	19.953	99	2:02.904	11.703	99	2:02.164	16.349
9	4:07.750	17.063	9	3:35.135	17.759	9	3:24.293	20.810	66	2:01.713	11.909	19	2:06.844	16.416
50	4:07.965	18.126	50	3:35.694	19.744	50	3:24.131	22.120	9	2:04.222	13.397	9	2:07.034	22.503
66	4:08.560	19.267	66	3:36.351	21.164	66	3:24.205	23.305	50	2:05.179	15.230	50	2:10.285	31.417
												96	28:29.990	8 Laps



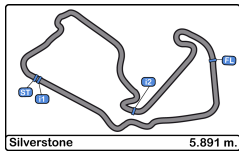


Silverstone
International GT Open
Race - 1
Analysis by Lap



Num	Lap Time	Gap	Num	Lap Time	Gap	Num	Lap Time	Gap	Num	Lap Time	Gap	Num	Lap Time	Gap
Lap 11			Lap 13			Lap 15			Lap 17			59	3:51.323	01.778
14	1:58.803		14	2:00.287		14	2:02.111		63	2:01.744		10	3:51.844	02.861
6	2:00.711	07.234	9	2:03.354	1 Lap	6	2:00.421	07.929	14	2:01.359	00.921	17	3:52.014	04.077
3	2:00.712	08.175	6	2:00.490	08.522	9	2:04.223	1 Lap	96	2:08.200	9 Laps	3	3:51.853	05.321
33	2:00.828	08.534	3	2:00.267	09.586	3	2:03.878	12.496	59	2:02.161	10.805	6	3:51.832	06.188
27	2:00.778	12.073	33	2:00.345	10.014	33	2:04.480	13.502	10	2:01.968	11.032	19	3:52.442	08.260
66	2:00.633	15.034	27	2:00.915	14.557	99	2:06.274	29.232	17	2:01.262	14.162	66	3:52.724	09.106
20	2:04.495	18.545	66	2:03.537	19.559	96	1:59.830	9 Laps	3	2:02.890	15.641	20	3:52.913	09.820
99	2:01.779	19.325	99	2:01.358	23.429	63	1:59.195	1:08.170	6	3:14.838	18.773	21	3:52.886	10.520
8	2:06.283	22.125	63	1:59.864	1:11.064	59	1:59.655	1:18.085	19	2:00.044	19.725	8	3:52.006	12.717
63	3:08.263	1:10.054	59	1:59.353	1:20.106	10	1:59.634	1:18.490	66	2:01.552	23.778	50	3:52.284	13.730
59	3:15.876	1:20.734	10	1:59.273	1:20.809	17	1:58.930	1:22.226	20	2:01.487	24.448	33	3:52.197	14.580
10	3:11.420	1:21.369	17	1:59.178	1:25.951	19	1:59.854	1:28.943	21	2:02.284	24.726	27	3:52.217	16.042
17	3:22.515	1:26.652	19	1:59.645	1:30.484	66	2:00.125	1:30.709	8	2:04.486	36.601	99	3:52.249	17.288
19	3:12.263	1:29.876	21	2:00.409	1:34.300	21	1:59.418	1:31.906	50	2:05.423	38.846	Num	Lap Time	Gap
21	3:17.618	1:33.187	20	1:59.761	1:35.354	20	1:59.530	1:32.386	33	2:09.551	41.123	Lap 20		
96	2:03.824	8 Laps	8	2:03.310	1:36.995	8	2:01.740	1:39.166	27	2:08.952	44.391	63	3:33.949	
50	3:09.956	1:42.570	50	2:00.216	1:43.223	27	3:23.413	1:41.716	99	2:09.168	1:20.167	14	3:33.630	00.544
9	3:34.943	1:58.643	Num	Lap Time	Gap	50	2:00.265	1:42.051	Num	Lap Time	Gap	59	3:33.429	01.258
Num	Lap Time	Gap	Lap 14			9	2:03.258	2:11.751	Lap 18			10	3:32.552	01.464
Lap 12			14	1:59.186		Num	Lap Time	Gap	63	3:58.436		17	3:31.897	02.025
14	1:58.989		9	2:02.846	1 Lap	Lap 16			14	3:58.260	00.745	3	3:31.440	02.812
6	2:00.074	08.319	6	2:00.283	09.619	6	2:04.966		59	3:49.324	01.693	6	3:31.139	03.378
3	2:00.420	09.606	3	2:00.329	10.729	96	1:59.933	9 Laps	10	3:49.659	02.255	19	3:29.943	04.254
33	2:00.411	09.956	33	2:00.305	11.133	63	1:59.046	54.321	17	3:47.575	03.301	66	3:29.561	04.718
27	2:00.845	13.929	27	2:05.043	20.414	14	3:08.522	55.627	3	3:47.501	04.706	20	3:29.270	05.141
66	2:00.264	16.309	99	2:00.826	25.069	59	1:59.519	1:04.709	6	3:45.257	05.594	21	3:28.934	05.505
99	2:02.022	22.358	96	3:23.670	9 Laps	10	1:59.534	1:05.129	19	3:45.767	07.056	50	3:27.058	06.839
63	2:00.422	1:11.487	63	1:59.208	1:11.086	3	3:09.215	1:08.816	66	3:42.278	07.620	33	3:27.137	07.768
59	1:59.295	1:21.040	59	1:59.621	1:20.541	17	1:59.634	1:08.965	20	3:42.133	08.145	27	3:26.399	08.492
10	1:59.443	1:21.823	10	1:59.344	1:20.967	19	1:59.698	1:15.746	21	3:42.582	08.872	99	3:26.550	09.889
17	1:59.397	1:27.060	17	1:58.642	1:25.407	66	2:00.477	1:18.291	8	3:33.784	11.949	8	3:32.478	11.246
19	2:00.239	1:31.126	19	1:59.902	1:31.200	21	1:59.496	1:18.507	50	3:32.274	12.684	Num	Lap Time	Gap
8	3:10.836	1:33.972	66	3:12.322	1:32.695	20	1:59.535	1:19.026	33	3:30.934	13.621	Lap 21		
21	1:59.980	1:34.178	21	1:59.485	1:34.599	33	3:27.030	1:27.637	27	3:29.108	15.063	63	2:00.115	
20	3:16.324	1:35.880	20	1:58.799	1:34.967	8	2:01.909	1:28.180	99	2:54.546	16.277	14	2:00.153	00.582
96	2:04.664	8 Laps	8	2:01.728	1:39.537	50	2:00.332	1:29.488	Num	Lap Time	Gap	59	2:01.142	02.285
50	1:59.713	1:43.294	50	1:59.860	1:43.897	27	2:02.683	1:31.504	Lap 19			10	2:00.947	02.296
						99	3:50.727	2:07.064	63	3:51.238		17	2:00.907	02.817
									14	3:51.356	00.863	3	2:01.885	04.582





Silverstone
International GT Open
Race - 1
Analysis by Lap



Num	Lap Time	Gap
19	2:02.615	06.754
66	2:03.024	07.627
21	2:02.471	07.861
20	2:04.388	09.414
50	2:02.884	09.608
33	2:05.743	13.396
27	2:05.734	14.111
99	2:06.882	16.656
6	2:15.549	18.812
8	2:22.073	33.204

Num Lap Time Gap

Lap 22

63	1:59.166	
14	1:59.466	00.882
10	1:59.456	02.586
59	2:00.528	03.647
17	2:00.373	04.024
3	2:00.660	06.076
19	2:00.034	07.622
66	2:00.345	08.806
21	2:00.456	09.151
20	1:59.291	09.539
50	2:00.607	11.049
33	2:02.089	16.319
27	2:01.959	16.904
99	2:05.571	23.061
8	2:01.243	35.281

Num Lap Time Gap

Lap 23

63	1:58.830	
14	1:59.261	01.313
10	1:58.892	02.648
59	1:59.428	04.245
17	1:59.527	04.721
3	2:00.521	07.767
19	1:59.233	08.025
66	1:59.861	09.837
21	1:59.979	10.300
20	2:00.027	10.736
50	1:59.725	11.944

Num	Lap Time	Gap
33	2:01.087	18.576
27	2:01.453	19.527
99	2:04.938	29.169
8	2:00.993	37.444

Num Lap Time Gap

Lap 24

63	1:59.046	
14	1:58.910	01.177
10	1:58.436	02.038
59	1:59.033	04.232
17	1:59.128	04.803
19	2:00.465	09.444
3	2:01.837	10.558
66	2:00.245	11.036
21	2:00.080	11.334
20	2:00.080	11.770
50	1:59.417	12.315
33	2:00.798	20.328
27	2:01.440	21.921
99	2:04.273	34.396
8	2:00.846	39.244

Num Lap Time Gap

Lap 25

63	1:58.721	
14	1:58.806	01.262
10	1:58.855	02.172
59	1:59.035	04.546
17	1:58.899	04.981
19	1:59.488	10.211
3	2:00.709	12.546
20	2:00.222	13.271
66	2:01.854	14.169
50	2:00.925	14.519
21	2:02.497	15.110
33	2:01.225	22.832
27	2:02.627	25.827
99	2:03.217	38.892
8	2:00.906	41.429

Num Lap Time Gap

Lap 26

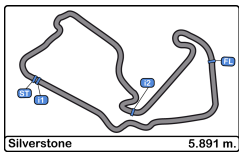
63	1:58.727	
14	1:58.930	01.465
10	1:58.668	02.113
59	1:59.469	05.288
17	1:59.346	05.600
19	1:59.786	11.270
20	2:00.349	14.893
3	2:02.398	16.217
66	2:00.972	16.414
50	2:01.114	16.906
21	2:00.624	17.007
33	2:01.384	25.489
27	2:02.187	29.287
99	2:02.288	42.453
8	2:01.175	43.877

Num Lap Time Gap

Lap 27

63	1:58.945	
14	1:59.123	01.643
10	1:58.954	02.122
59	1:59.298	05.641
17	1:59.255	05.910
19	1:59.912	12.237
20	1:58.213	14.161
3	2:00.851	18.123
66	2:01.003	18.472
21	2:01.051	19.113
50	2:01.619	19.580
33	2:00.244	26.788
27	2:01.750	32.092
99	2:04.183	47.691
8	2:03.193	48.125



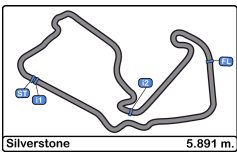


Silverstone
International GT Open
Race - 1
Best Sectors Results



Sector - 1				Sector - 2				Sector - 3				Ideal Lap vs Best Lap				
Clas	Nº	Driver	Time	Nº	Driver	Time	Nº	Driver	Time	Clas	Nº	Driver	Ideal Lap	Best Lap	Clas	
1	20	Pierburg - Onslow-Cole	35.370	20	Pierburg - Onslow-Cole	51.637	17	Rueda - Saravia	30.971	1	20	Pierburg - Onslow-Cole	1:58.192	1:58.213	1	
2	14	Siedler - Grenier	35.429	10	Ramos - Crestani	51.813	14	Siedler - Grenier	31.034	2	10	Ramos - Crestani	1:58.408	1:58.436	2	
3	63	Costa - Altoè	35.444	14	Siedler - Grenier	51.974	63	Costa - Altoè	31.057	3	14	Siedler - Grenier	1:58.437	1:58.803	5	
4	59	Kodrić - Chaves	35.491	19	Liang - Giammaria	51.989	21	Cameron - Griffin	31.058	4	63	Costa - Altoè	1:58.504	1:58.721	4	
5	17	Rueda - Saravia	35.513	63	Costa - Altoè	52.003	10	Ramos - Crestani	31.077	5	17	Rueda - Saravia	1:58.530	1:58.642	3	
6	10	Ramos - Crestani	35.518	17	Rueda - Saravia	52.046	59	Kodrić - Chaves	31.095	6	59	Kodrić - Chaves	1:58.773	1:59.033	6	
7	21	Cameron - Griffin	35.540	59	Kodrić - Chaves	52.187	50	Hartshorne - Hancock	31.175	7	19	Liang - Giammaria	1:58.828	1:59.233	7	
8	19	Liang - Giammaria	35.636	66	Schandorff - Tujula	52.346	20	Pierburg - Onslow-Cole	31.185	8	21	Cameron - Griffin	1:59.062	1:59.418	9	
9	3	Visser - Gonda	35.716	50	Hartshorne - Hancock	52.454	19	Liang - Giammaria	31.203	9	50	Hartshorne - Hancock	1:59.388	1:59.417	8	
10	50	Hartshorne - Hancock	35.759	21	Cameron - Griffin	52.464	96	Wilkinson - Turner	31.209	10	66	Schandorff - Tujula	1:59.483	1:59.861	11	
11	96	Wilkinson - Turner	35.777	33	Ward - Dontje	52.702	66	Schandorff - Tujula	31.272	11	96	Wilkinson - Turner	1:59.726	1:59.830	10	
12	66	Schandorff - Tujula	35.865	96	Wilkinson - Turner	52.740	6	Zampieri - Spinelli	31.322	12	6	Zampieri - Spinelli	1:59.992	2:00.074	12	
13	6	Zampieri - Spinelli	35.897	99	Da Costa - Sardinha	52.740	33	Ward - Dontje	31.398	13	33	Ward - Dontje	2:00.082	2:00.244	13	
14	33	Ward - Dontje	35.982	6	Zampieri - Spinelli	52.773	3	Visser - Gonda	31.506	14	3	Visser - Gonda	2:00.090	2:00.267	14	
15	27	De Marco - Martínez	35.997	8	Giuseppe Cipriani	52.808	27	De Marco - Martínez	31.541	15	8	Giuseppe Cipriani	2:00.530	2:00.846	17	
16	8	Giuseppe Cipriani	36.127	3	Visser - Gonda	52.868	8	Giuseppe Cipriani	31.595	16	27	De Marco - Martínez	2:00.569	2:00.778	15	
17	99	Da Costa - Sardinha	36.388	27	De Marco - Martínez	53.031	99	Da Costa - Sardinha	31.611	17	99	Da Costa - Sardinha	2:00.739	2:00.826	16	
18	9	Davide Roda	36.490	9	Davide Roda	53.788	9	Davide Roda	31.756	18	9	Davide Roda	2:02.034	2:02.444	18	
19	12	Leo - Razak	41.752	12	Leo - Razak	Transpon	12	Leo - Razak	Transpon	19	12	Leo - Razak	Transpon	Transpo	19	



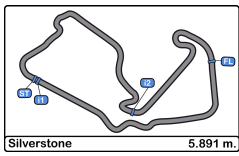


Silverstone
International GT Open
Race - 1
Leader Sequence



Nº	Entrant/Team	Nat	Driver 1	Nat	Driver 2	Nat	Vehicle	Cat	Start Lap	End Lap	Laps	Total Laps
63	Emil Frey Racing		Albert Costa		<u>Giacomo Altoè</u>		Lamborghini Huracan GT3 EVO	PRO	1	9	9	9
14	Emil Frey Racing		<u>Norbert Siedler</u>		Mikaël Grenier		Lamborghini Huracan GT3 EVO	PRO	10	15	6	6
6	Antonelli MotorSport		Daniel Zampieri		<u>Loris Spinelli</u>		Mercedes AMG GT3	PRO	16	16	1	1
63	Emil Frey Racing		Albert Costa		<u>Giacomo Altoè</u>		Lamborghini Huracan GT3 EVO	PRO	17	27	11	20



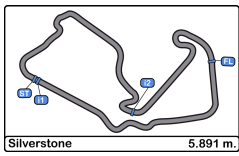


Silverstone
International GT Open
Race - 1
Best 5 Lap Times



Cl	Nº	Entrant/Team	Nat	Driver 1	Nat	Status	Driver 2	Nat	Status	Vehicle	Cat	Cl	Best 1		Best 2		Best 3		Best 4		Best 5	
													Time	Lap	Time	Lap	Time	Lap	Time	Lap	Time	Lap
1	20	SPS Automotive Performance	DEU	Valentin Pierburg	DEU		Tom Onslow-Cole	GBR		Mercedes AMG GT3	PROAM	1	1:58.213	27	1:58.799	14	1:59.291	22	1:59.530	15	1:59.535	16
2	10	SPS Automotive Performance	DEU	Miquel Ramos	ESP		Fabrizio Crestani	ITA		Mercedes AMG GT3	PRO	1	1:58.436	24	1:58.668	26	1:58.855	25	1:58.892	23	1:58.954	27
3	17	Teo Martín Motorsport	ESP	Fran Rueda	ESP		Andrés Saravia	GTN		McLaren 720 s	PRO	2	1:58.642	14	1:58.899	25	1:58.930	15	1:59.128	24	1:59.178	13
4	63	Emil Frey Racing	CHE	Albert Costa	ESP		Giacomo Altoè	ITA		Lamborghini Huracan GT3 EVO	PRO	3	1:58.721	25	1:58.727	26	1:58.830	23	1:58.945	27	1:59.020	9
5	14	Emil Frey Racing	CHE	Norbert Siedler	AUT		Mikaël Grenier	CAN		Lamborghini Huracan GT3 EVO	PRO	4	1:58.803	11	1:58.806	25	1:58.910	24	1:58.930	26	1:58.989	12
6	59	Teo Martín Motorsport	ESP	Martin Kodrić	HRV		Henrique Chaves	PRT		McLaren 720 s	PRO	5	1:59.033	24	1:59.035	25	1:59.295	12	1:59.298	27	1:59.353	13
7	19	Raton Racing by Target	ITA	Jiatong Liang	CHN		Raffaele Giammaria	ITA		Lamborghini Huracan GT3 EVO	PROAM	2	1:59.233	23	1:59.488	25	1:59.645	13	1:59.698	16	1:59.786	26
8	50	Kessel Racing	CHE	John Hartshorne	GBR		Oliver Hancock	GBR		Ferrari 488 GT3	PROAM	3	1:59.417	24	1:59.713	12	1:59.725	23	1:59.860	14	2:00.216	13
9	21	Spirit of Race	GBR	Duncan Cameron	GBR		Matt Griffin	IRL		Ferrari 488 GT3	PROAM	4	1:59.418	15	1:59.485	14	1:59.496	16	1:59.979	23	1:59.980	12
10	96	Optimum Motorsport	GBR	Oliver Wilkinson	GBR		Darren Turner	GBR		Aston Martin GT3 AMR MY2019	PRO	6	1:59.830	6	1:59.933	7	2:03.824	3	2:04.664	4	2:08.200	8
11	66	Vincenzo Sospiri Racing	ITA	Frederik Schandorff	DNK		Tuomas Tujula	FIN		Lamborghini Huracan GT3 EVO	PROAM	5	1:59.861	23	2:00.125	15	2:00.245	24	2:00.264	12	2:00.345	22
12	6	Antonelli MotorSport	ITA	Daniel Zampieri	ITA		Loris Spinelli	ITA		Mercedes AMG GT3	PRO	7	2:00.074	12	2:00.283	14	2:00.421	15	2:00.464	10	2:00.475	9
13	33	HTP Motorsport / Winward Racing	DEU	Russell Ward	USA		Indy Dontje	NLD		Mercedes AMG GT3	PROAM	6	2:00.244	27	2:00.305	14	2:00.345	13	2:00.411	12	2:00.424	10
14	3	Senkyr Motorsport	CZE	Beitske Visser	NLD		Richard Gonda	SVK		BMW M6 GT3	PRO	8	2:00.267	13	2:00.329	14	2:00.420	12	2:00.521	23	2:00.616	10
15	27	Lazarus Racing	ITA	Nicola De Marco	ITA		Eliseo Martínez	ESP		Lamborghini Huracan GT3 EVO	PRO	9	2:00.778	11	2:00.845	12	2:00.915	13	2:01.293	9	2:01.440	24
16	99	Sports and You	PRT	Manuel Da Costa	PRT		Miguel Sardinha	PRT		Mercedes AMG GT3	AM	1	2:00.826	14	2:01.358	13	2:01.779	11	2:02.022	12	2:02.164	10
17	8	Antonelli MotorSport	ITA	Giuseppe Cipriani	ITA			ITA		Mercedes AMG GT3	AM	2	2:00.846	24	2:00.906	25	2:00.993	23	2:01.175	26	2:01.243	22
18	9	Antonelli MotorSport	ITA	Davide Roda	ITA			ITA		Mercedes AMG GT3	AM	3	2:02.444	9	2:02.846	13	2:03.258	15	2:03.354	12	2:04.222	8
19	12	Ombra Racing	ITA	Federico Leo	ITA		Najiy Razak	MYS		Lamborghini Huracan GT3 EVO	PRO	10										



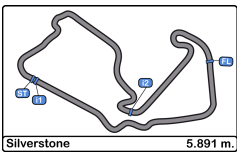


Silverstone
International GT Open
Race - 1
Best 5 Top Speeds



Cl	Nº	Entrant/Team	Nat	Driver 1	Nat	Driver 2	Nat	Vehicle	Cat	Cl	Top 1		Top 2		Top 3		Top 4		Top 5		
											Km/h	Lap	Km/h	Lap	Km/h	Lap	Km/h	Lap	Km/h	Lap	Km/h
1	59	Teo Martín Motorsport	CHE	Martin Kodrić	HRV	Henrique Chaves	PRT	McLaren 720 s	PRO	1	255.9	8	254.7	9	254.1	10	254.1	24	253.5	15	254.4
2	50	Kessel Racing	CHE	John Hartshorne	GBR	Oliver Hancock	GBR	Ferrari 488 GT3	PROAM	1	254.7	25	254.1	26	253.5	16	253.5	23	252.9	21	253.7
3	17	Teo Martín Motorsport	CHE	Fran Rueda	ESP	Andrés Saravia	GTM	McLaren 720 s	PRO	2	254.1	16	254.1	23	254.1	25	254.1	26	254.1	27	254.1
4	21	Spirit of Race	ITA	Duncan Cameron	GBR	Matt Griffin	IRL	Ferrari 488 GT3	PROAM	2	254.1	8	254.1	24	254.1	27	253.5	13	253.5	21	253.8
5	3	Senkyr Motorsport	CZE	Beitske Visser	NLD	Richard Gonda	SVK	BMW M6 GT3	PRO	3	253.5	12	252.9	1	252.3	10	251.7	15	250.5	8	252.2
6	20	SPS Automotive Performance	DEU	Valentin Pierburg	DEU	Tom Onslow-Cole	GBR	Mercedes AMG GT3	PROAM	3	253.5	24	252.3	8	252.3	13	252.3	15	252.3	25	252.5
7	14	Emil Frey Racing	CHE	Norbert Siedler	AUT	Mikaël Grenier	CAN	Lamborghini Huracan GT3 EVO	PRO	4	252.9	8	252.3	23	251.7	10	251.7	25	251.7	27	252.1
8	66	Vincenzo Sospiri Racing	ITA	Frederik Schandorff	DNK	Tuomas Tujula	FIN	Lamborghini Huracan GT3 EVO	PROAM	4	252.9	8	252.3	9	252.3	10	252.3	23	252.3	27	252.4
9	96	Optimum Motorsport	GBR	Oliver Wilkinson	GBR	Darren Turner	GBR	Aston Martin GT3 AMR MY2019	PRO	5	252.3	7	251.7	4	251.7	6	250.5	5	242.1	8	249.7
10	19	Raton Racing by Target	ITA	Jiatong Liang	CHN	Raffaele Giammaria	ITA	Lamborghini Huracan GT3 EVO	PROAM	5	251.7	8	250.5	9	250.0	10	249.4	1	249.4	13	250.2
11	33	HTP Motorsport / Winward Racing	DEU	Russell Ward	USA	Indy Dontje	NLD	Mercedes AMG GT3	PROAM	6	251.7	9	251.1	10	251.1	11	251.1	13	251.1	14	251.2
12	10	SPS Automotive Performance	DEU	Miguel Ramos	PRT	Fabrizio Crestani	ITA	Mercedes AMG GT3	PRO	6	251.1	9	250.5	13	250.5	15	250.0	14	250.0	26	250.4
13	63	Emil Frey Racing	CHE	Albert Costa	ESP	Giacomo Altoè	ITA	Lamborghini Huracan GT3 EVO	PRO	7	251.1	15	251.1	27	250.5	16	250.0	13	250.0	24	250.5
14	9	Antonelli MotorSport	ITA	Davide Roda	ITA			Mercedes AMG GT3	AM	1	250.5	10	250.5	15	249.4	14	248.2	8	248.2	12	249.4
15	27	Lazarus Racing	ITA	Nicola De Marco	ITA	Eliseo Martínez	ESP	Lamborghini Huracan GT3 EVO	PRO	8	250.5	8	250.0	1	249.4	9	249.4	15	249.4	16	249.7
16	99	Sports and You	PRT	Manuel Da Costa	PRT	Miguel Sardinha	PRT	Mercedes AMG GT3	AM	2	250.5	9	250.5	11	250.0	14	250.0	15	249.4	13	250.1
17	6	Antonelli MotorSport	ITA	Daniel Zampieri	ITA	Loris Spinelli	ITA	Mercedes AMG GT3	PRO	9	250.0	9	250.0	11	250.0	14	250.0	15	249.4	16	249.8
18	8	Antonelli MotorSport	ITA	Giuseppe Cipriani	ITA			Mercedes AMG GT3	AM	3	249.4	13	249.4	27	248.2	9	248.2	16	248.2	26	248.7
19	12	Ombra Racing	ITA	Federico Leo	ITA	Najiy Razak	MYS	Lamborghini Huracan GT3 EVO	PRO	10	248.8	1									248.8



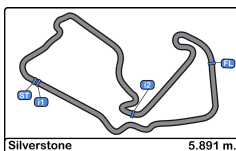


Silverstone
International GT Open
Race - 1
Fastest Laps Sequence



Lap	Time of Day	Session Time	Nº	Entrant/Team	Nat	Driver 1	Nat	Driver 2	Nat	Vehicle	Cat	Time	Km/h
8	16:39:51.033	25:37.033	63	Emil Frey Racing		Albert Costa		<u>Giacomo Altoè</u>		Lamborghini Huracan GT3 EVO	PRO	1:59.385	177.9
9	16:41:50.053	27:36.053	63	Emil Frey Racing		Albert Costa		<u>Giacomo Altoè</u>		Lamborghini Huracan GT3 EVO	PRO	1:59.020	178.4
11	16:45:50.207	31:36.207	14	Emil Frey Racing		<u>Norbert Siedler</u>		Mikaël Grenier		Lamborghini Huracan GT3 EVO	PRO	1:58.803	178.8
14	16:53:14.077	39:00.077	17	Teo Martín Motorsport		<u>Fran Rueda</u>		Andrés Saravia		McLaren 720 s	PRO	1:58.642	179.0
24	17:18:22.559	1:04:08.559	10	SPS Automotive Performance		Miguel Ramos		<u>Fabrizio Crestani</u>		Mercedes AMG GT3	PRO	1:58.436	179.3
27	17:24:31.075	1:10:17.075	20	SPS Automotive Performance		Valentin Pierburg		<u>Tom Onslow-Cole</u>		Mercedes AMG GT3	PROAM	1:58.213	179.7





Silverstone
International GT Open

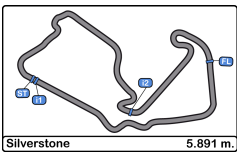
Race - 1

Event Best Maximum Speed



Nº	Entrant/Team	Nat	Driver 1	Nat	Driver 2	Nat	Vehicle	Cat	Km/h	Session
59	Teo Martín Motorsport	ESP	Martin Kodrić	HRV	Henrique Chaves	PRT	McLaren 720 s	PRO	255.9	Race - 1
50	Kessel Racing	CHE	John Hartshorne	GBR	Oliver Hancock	GBR	Ferrari 488 GT3	PROAM	254.7	Race - 1
21	Spirit of Race	ITA	Duncan Cameron	GBR	Matt Griffin	IRL	Ferrari 488 GT3	PROAM	254.1	Race - 1
17	Teo Martín Motorsport	ESP	Fran Rueda	ESP	Andrés Saravia	GTM	McLaren 720 s	PRO	254.1	Race - 1
16	Teo Martín Motorsport	ESP	Marcelo Hahn	BRA	Allam Khodair	BRA	McLaren 720 s	PROAM	253.5	Qualifying - 1 Driver - 2
3	Senkyr Motorsport	CZE	Beitske Visser	NLD	Richard Gonda	SVK	BMW M6 GT3	PRO	253.5	Race - 1
20	SPS Automotive Performance	DEU	Valentin Pierburg	DEU	Tom Onslow-Cole	GBR	Mercedes AMG GT3	PROAM	253.5	Race - 1
14	Emil Frey Racing	CHE	Norbert Siedler	AUT	Mikaël Grenier	CAN	Lamborghini Huracan GT3 EVO	PRO	252.9	Race - 1
66	Vincenzo Sospiri Racing	ITA	Frederik Schandorff	DNK	Tuomas Tujula	FIN	Lamborghini Huracan GT3 EVO	PROAM	252.9	Race - 1
96	Optimum Motorsport	GBR	Oliver Wilkinson	GBR	Darren Turner	GBR	Aston Martin GT3 AMR MY2019	PRO	252.3	Race - 1
19	Raton Racing by Target	ITA	Jiatong Liang	CHN	Raffaele Giammaria	ITA	Lamborghini Huracan GT3 EVO	PROAM	251.7	Race - 1
33	HTP Motorsport / Winward Racing	DEU	Russell Ward	USA	Indy Dontje	NLD	Mercedes AMG GT3	PROAM	251.7	Race - 1
12	Ombra Racing	ITA	Federico Leo	ITA	Najiy Razak	MYS	Lamborghini Huracan GT3 EVO	PRO	251.1	Qualifying - 1 Driver - 1
63	Emil Frey Racing	CHE	Albert Costa	ESP	Giacomo Altoè	ITA	Lamborghini Huracan GT3 EVO	PRO	251.1	Qualifying - 1 Driver - 2
10	SPS Automotive Performance	DEU	Miguel Ramos	PRT	Fabrizio Crestani	ITA	Mercedes AMG GT3	PRO	251.1	Race - 1
99	Sports and You	PRT	Manuel Da Costa	PRT	Miguel Sardinha	PRT	Mercedes AMG GT3	AM	250.5	Qualifying - 1 Driver - 1
27	Lazarus Racing	ITA	Nicola De Marco	ITA	Eliseo Martínez	ESP	Lamborghini Huracan GT3 EVO	PRO	250.5	Race - 1
9	Antonelli MotorSport	ITA	Davide Roda	ITA			Mercedes AMG GT3	AM	250.5	Race - 1
6	Antonelli MotorSport	ITA	Daniel Zampieri	ITA	Loris Spinelli	ITA	Mercedes AMG GT3	PRO	250.0	Qualifying - 1 Driver - 1
8	Antonelli MotorSport	ITA	Giuseppe Cipriani	ITA			Mercedes AMG GT3	AM	249.4	Race - 1





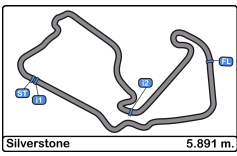
Silverstone
International GT Open
Race - 1
Lap Chart



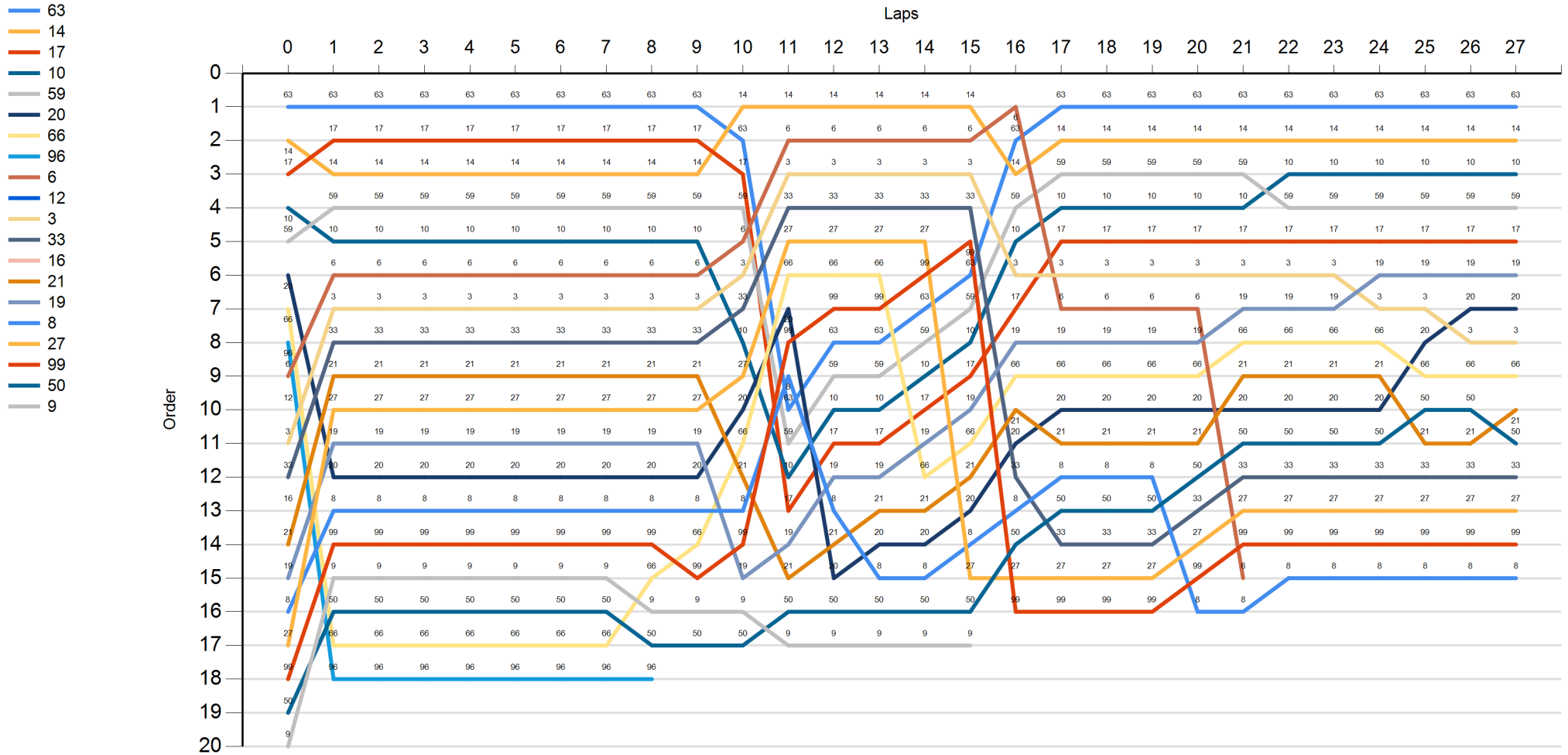
LAP

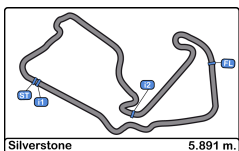
Nr	Po	Grid	1	2	3	4	5	6	7	8	9	10	11	12	13	14	15	16	17	18	19	20	21	22	23	24	25	26	27
63	1	63	63	63	63	63	63	63	63	63	63	14	14	14	14	14	6	63	63	63	63	63	63	63	63	63	63	63	
14	2	14	17	17	17	17	17	17	17	17	17	63	6	6	6	6	63	14	14	14	14	14	14	14	14	14	14	14	
17	3	17	14	14	14	14	14	14	14	14	14	17	3	3	3	3	14	59	59	59	59	59	10	10	10	10	10	10	
10	4	10	59	59	59	59	59	59	59	59	59	59	33	33	33	33	33	59	10	10	10	10	10	59	59	59	59	59	
59	5	59	10	10	10	10	10	10	10	10	10	6	27	27	27	27	99	10	17	17	17	17	17	17	17	17	17	17	
20	6	20	6	6	6	6	6	6	6	6	6	3	66	66	66	99	63	3	3	3	3	3	3	3	3	19	19	19	
66	7	66	3	3	3	3	3	3	3	3	3	33	20	99	99	63	59	17	6	6	6	6	19	19	19	3	3	20	
96	8	96	33	33	33	33	33	33	33	33	33	10	99	63	63	59	10	19	19	19	19	19	66	66	66	66	20	3	
6	9	6	21	21	21	21	21	21	21	21	21	27	8	59	59	10	17	66	66	66	66	66	21	21	21	21	66	66	
12	10	12	27	27	27	27	27	27	27	27	27	27	20	63	10	10	17	19	21	20	20	20	20	20	20	20	50	50	
3	11	3	19	19	19	19	19	19	19	19	19	66	59	17	17	19	66	20	21	21	21	21	50	50	50	50	21	21	
33	12	33	20	20	20	20	20	20	20	20	20	21	10	19	19	66	21	33	8	8	8	50	33	33	33	33	33	33	
16	13	16	8	8	8	8	8	8	8	8	8	8	17	8	21	21	20	8	50	50	50	33	27	27	27	27	27	27	
21	14	21	99	99	99	99	99	99	99	99	99	66	99	19	21	20	20	8	50	33	33	33	27	99	99	99	99	99	
19	15	19	9	9	9	9	9	9	9	66	99	19	21	20	8	8	27	27	27	27	99	6	8	8	8	8	8	8	
8	16	8	50	50	50	50	50	50	50	9	9	9	50	50	50	50	50	99	99	99	99	8	8						
27	17	27	66	66	66	66	66	66	66	50	50	50	9	9	9	9													
99	18	99	96	96	96	96	96	96	96	96																			
50	19	50																											
9	20	9																											





Silverstone
International GT Open
Race - 1
Graphic Lap Chart



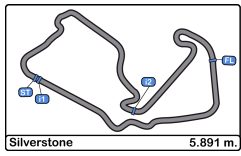


Silverstone
International GT Open
Race - 1
Pit Stop Analysis



Nr.	In Day Time	Entrant/Team	Nat	Driver 1	Nat	Driver 2	Nat	Vehicle	Cat	In Time	Stop N°	Pit Time	Handicap	Penalty
63	16:43:50.151	Emil Frey Racing	CHE	Albert Costa	ESP	<u>Giacomo Altoè</u>	ITA	Lamborghini Huracan GT3 EVO	PRO	29:36.142	1	1:11.971	1:10	
17	16:43:52.353	Teo Martín Motorsport	ESP	Fran Rueda	ESP	<u>Andrés Saravia</u>	GTM	McLaren 720 s	PRO	29:38.343	1	1:26.795	1:20	
59	16:43:53.050	Teo Martín Motorsport	ESP	<u>Martin Kodrić</u>	HRV	Henrique Chaves	PRT	McLaren 720 s	PRO	29:39.040	1	1:20.196	1:20	
10	16:43:58.118	SPS Automotive Performance	DEU	<u>Miguel Ramos</u>	PRT	Fabrizio Crestani	ITA	Mercedes AMG GT3	PRO	29:44.108	1	1:16.666	1:15	
21	16:44:03.851	Spirit of Race	ITA	<u>Duncan Cameron</u>	GBR	Matt Griffin	IRL	Ferrari 488 GT3	PROAM	29:49.841	1	1:21.059	1:20	
19	16:44:05.988	Raton Racing by Target	ITA	<u>Jiatong Liang</u>	CHN	Raffaele Giammaria	ITA	Lamborghini Huracan GT3 EVO	PROAM	29:51.979	1	1:15.471	1:15	
9	16:44:12.043	Antonelli MotorSport	ITA	Davide Roda	ITA			Mercedes AMG GT3	AM	29:58.033	1	1:23.799	1:20	
50	16:44:20.964	Kessel Racing	CHE	<u>John Hartshorne</u>	GBR	Oliver Hancock	GBR	Ferrari 488 GT3	PROAM	30:06.954	1	1:13.866	1:10	
20	16:46:06.702	SPS Automotive Performance	DEU	<u>Valentin Pierburg</u>	DEU	Tom Onslow-Cole	GBR	Mercedes AMG GT3	PROAM	31:52.692	1	1:21.124	1:20	
8	16:46:10.796	Antonelli MotorSport	ITA	Giuseppe Cipriani	ITA			Mercedes AMG GT3	AM	31:56.786	1	1:11.578	1:10	
96	16:49:28.704	Optimum Motorsport	GBR	<u>Oliver Wilkinson</u>	GBR	Darren Turner	GBR	Aston Martin GT3 AMR MY2019	PRO	35:14.695	2	1:25.873	1:25	
66	16:50:07.131	Vincenzo Sospiri Racing	ITA	<u>Frederik Schandorff</u>	DNK	Tuomas Tujula	FIN	Lamborghini Huracan GT3 EVO	PROAM	35:53.121	1	1:15.872	1:15	
27	16:52:07.153	Lazarus Racing	ITA	<u>Nicola De Marco</u>	ITA	Eliseo Martínez	ESP	Lamborghini Huracan GT3 EVO	PRO	37:53.143	1	1:22.930	1:10	
14	16:53:48.858	Emil Frey Racing	CHE	<u>Norbert Siedler</u>	AUT	Mikaël Grenier	CAN	Lamborghini Huracan GT3 EVO	PRO	39:34.848	1	1:11.817	1:10	
3	16:54:01.460	Senkyr Motorsport	CZE	Beitske Visser	NLD	<u>Richard Gonda</u>	SVK	BMW M6 GT3	PRO	39:47.450	1	1:10.936	1:10	
33	16:54:02.260	HTP Motorsport / Winward	DEU	Russell Ward	USA	<u>Indy Dontje</u>	NLD	Mercedes AMG GT3	PROAM	39:48.250	1	1:26.720	1:25	
99	16:54:18.107	Sports and You	PRT	<u>Manuel Da Costa</u>	PRT	Miguel Sardinha	PRT	Mercedes AMG GT3	AM	40:04.097	1	1:13.806	1:10	
6	16:56:01.637	Antonelli MotorSport	ITA	Daniel Zampieri	ITA	<u>Loris Spinelli</u>	ITA	Mercedes AMG GT3	PRO	41:47.628	1	1:11.829	1:10	
8	17:10:32.748	Antonelli MotorSport	ITA	Giuseppe Cipriani	ITA			Mercedes AMG GT3	AM	56:18.738	2	20.717	1:10	-49.283

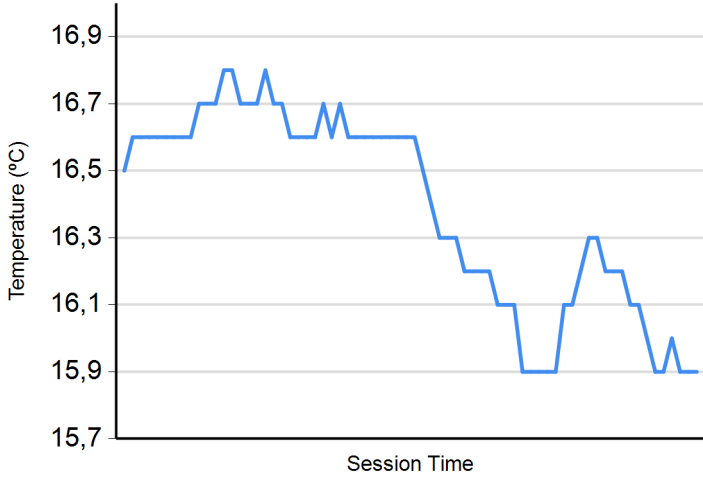




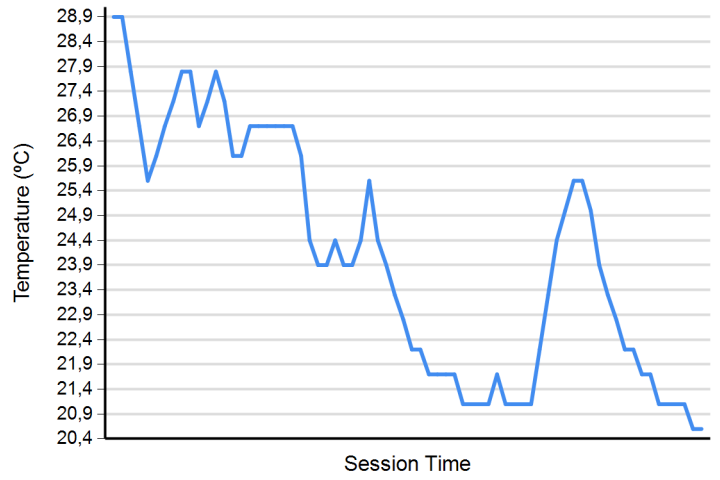
Silverstone International GT Open Race - 1 Weather Report



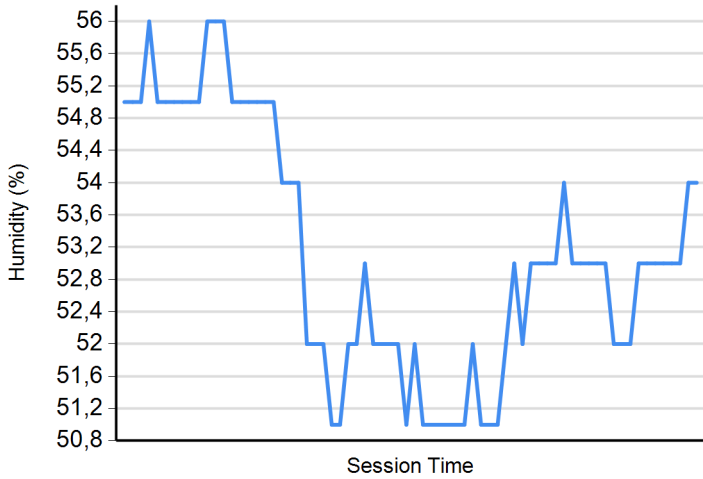
Air Temperature



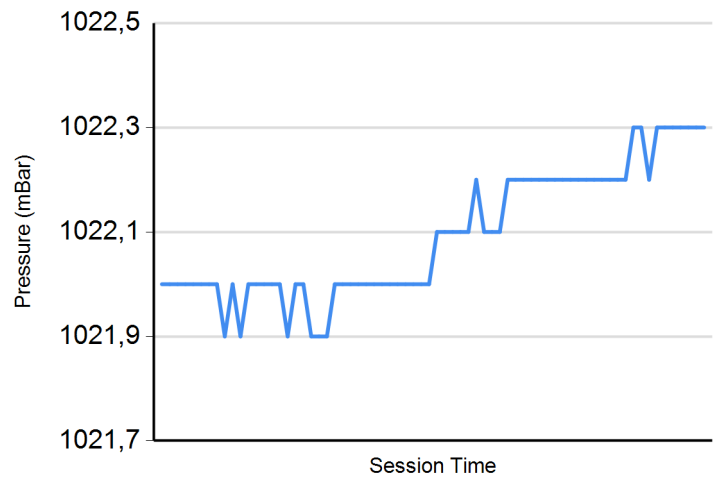
Track Temperature



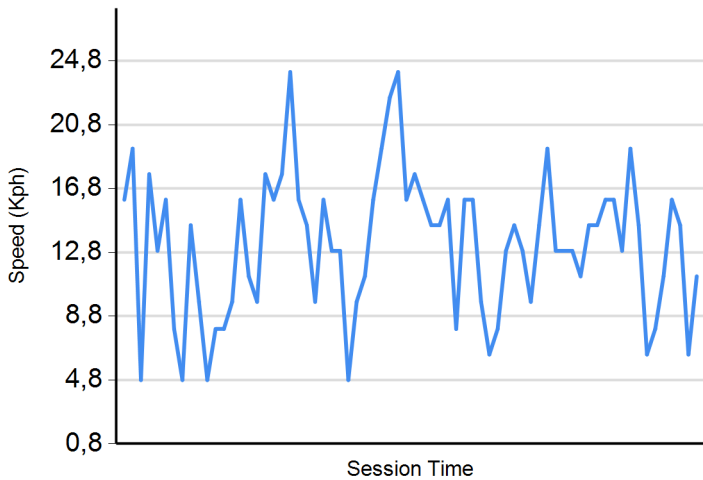
Humidity



Pressure



Wind Speed



Wind direction

North = 0°/360° Est = 90° South = 180° West = 270°

