



POWERED BY



## KYALAMI 9 HOURS

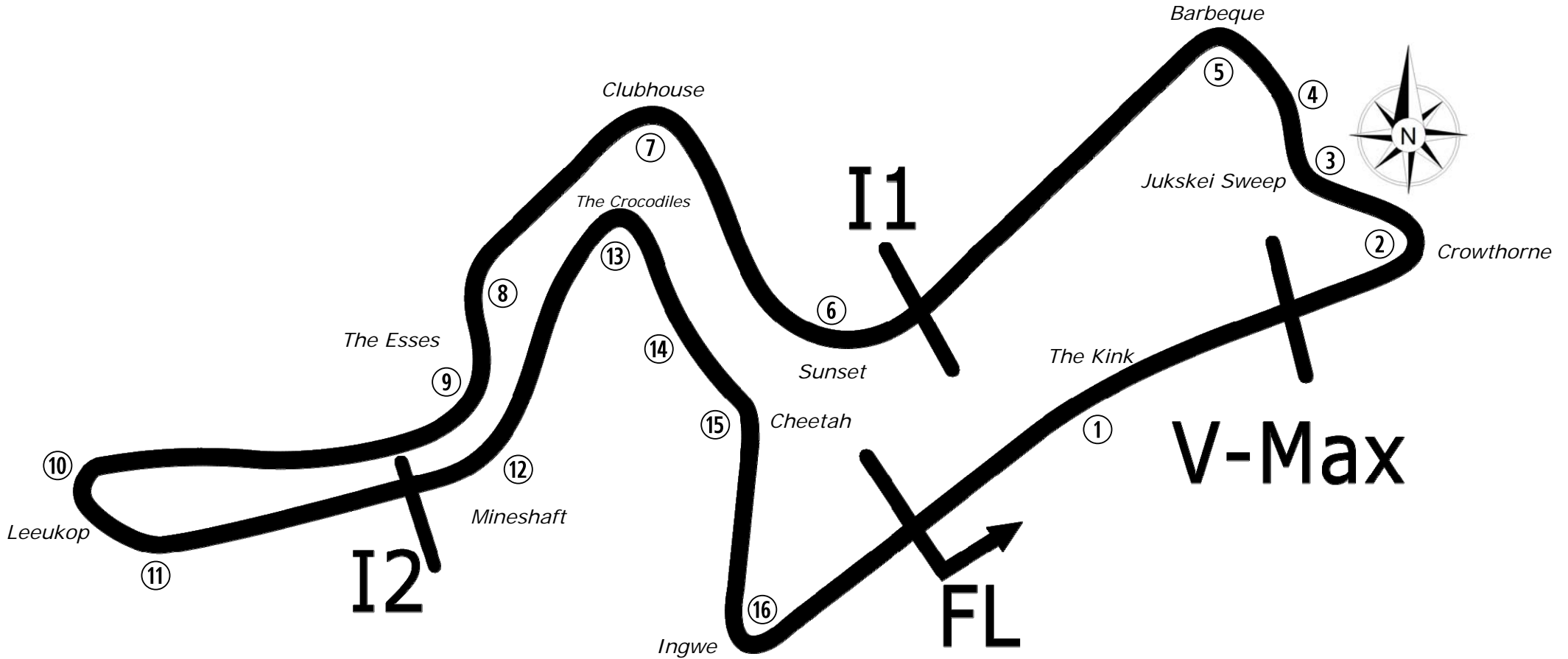
**Kyalami Grand Prix Circuit**

**21<sup>st</sup> – 23<sup>rd</sup> November 2019**



Results Provided by Timing Solutions Ltd  
[www.tsl-timing.com](http://www.tsl-timing.com)

# Kyalami Grand Prix Circuit



Length	2.810 miles	4522 m
FL		
Vmax	444m	
I1	1470m	
I2	3253m	
Pit Entry	4237m	
Pit Exit	22m after FL	
Pit Entry–Pit Exit	309m, 18.5s @60kph, 22.2s @50kph	

All results available at [www.tsl-timing.com](http://www.tsl-timing.com)

## Kyalami 9 Hours

### PAID TEST SESSION 1 - CLASSIFICATION

POS	NO	CL	PIC	TEAM / DRIVERS	CAR	TIME	ON	LAPS	GAP	DIFF	KPH
1	31	Pro	1	Frikadelli Racing Team (DEU) Mathieu JAMINET (FRA) / Dennis OLSEN (NOR) / Nick TANDY (GBR)	Porsche 911 GT3 R	1:42.386	37	48			158.99
2	44	Pro	2	Mercedes-AMG Team Strakka Racing (GBR) Gary PAFFETT (GBR) / Lewis WILLIAMSON (GBR) / Tristan VAUTIER (FRA)	Mercedes-AMG GT3	1:42.577	42	48	0.191	0.191	158.70
3	18	Pro	3	KCMG (HKG) Alexandre IMPERATORI (CHE) / Edoardo LIBERATI (ITA) / Oliver JARVIS (GBR)	Nissan GT-R NISMO GT3	1:42.593	40	50	0.207	0.016	158.67
4	35	Pro	4	KCMG (HKG) Joao Paulo de OLIVEIRA (BRA) / Katsumasa CHIYO (JPN) / Joshua BURDON (AUS)	Nissan GT-R NISMO GT3	1:42.696	28	43	0.310	0.103	158.51
5	10	Pro	5	Mercedes-AMG Team SPS Automotive Performance (DEU) Yelmer BUURMAN (NDL) / Luca STOLZ (DEU) / Maximilian GOETZ (DEU)	Mercedes-AMG GT3	1:42.891	47	47	0.505	0.195	158.21
6	76	Pro	6	R-Motorsport (CHE) Maxime MARTIN (BEL) / Enaam AHMED (GBR) / Jake DENNIS (GBR)	Aston Martin Vantage AMR GT3	1:42.974	43	51	0.588	0.083	158.09
7	999	Pro	7	Mercedes-AMG Team GruppeM Racing (HKG) Maxi BUHK (DEU) / Maro ENGEL (DEU) / Raffaele MARCIELLO (ITA)	Mercedes-AMG GT3	1:43.001	42	48	0.615	0.027	158.04
8	12	Pro	8	Dinamic Motorsport (ITA) Laurens VANTHOOR (BEL) / Earl BAMBER (NZL) / Matt CAMPBELL (AUS)	Porsche 911 GT3 R	1:43.019	43	46	0.633	0.018	158.02
9	911	Pro	9	KUS Team 75 Bernhard (DEU) Romain DUMAS (FRA) / Dirk WERNER (DEU) / Sven MUELLER (DEU)	Porsche 911 GT3 R	1:43.242	49	51	0.856	0.223	157.68
10	20	Pro	10	GPX Racing (UAE) Michael CHRISTENSEN (DNK) / Kevin ESTRE (FRA) / Richard LIETZ (AUT)	Porsche 911 GT3 R	1:43.252	26	45	0.866	0.010	157.66
11	30	Pro	11	Honda Team Motul (ITA) Marco BONANOMI (ITA) / Bertrand BAGUETTE (BEL) / Dane CAMERON (USA)	Honda NSX GT3 2019	1:43.259	47	49	0.873	0.007	157.65
12	34	Pro	12	Walkenhorst Motorsport (DEU) Christian KROGNES (NOR) / Mikkel JENSEN (DNK) / Nicky CATSBURG (NDL)	BMW M6 GT3	1:43.276	50	52	0.890	0.017	157.62
13	42	Pro	13	BMW Team Schnitzer (DEU) Martin TOMCZYK (DEU) / Sheldon VAN DER LINDE (ZAF) / Augusto FARFUS (BRA)	BMW M6 GT3	1:43.321	61	61	0.935	0.045	157.55
14	108	Pro	14	Bentley Team M-Sport (GBR) Rodrigo BAPTISTA (BRA) / Andy SOUCEK (ESP) / Steven KANE (GBR)	Bentley Continental GT3	1:43.385	29	49	0.999	0.064	157.46
15	22	Silver	1	WTM Racing powered by Rinaldi (DEU) Leonard WEISS (DEU) / Jochen KRUMBACH (DEU) / David PEREL (ZAF)	Ferrari 488 GT3	1:43.469	36	49	1.083	0.084	157.33
16	43	ProAm	1	Strakka Racing (GBR) Christina NIELSEN (DNK) / Adrian Henry D'SLIVA (MYS) / Dominik BAUMANN (AUT)	Mercedes-AMG GT3	1:43.490	9	43	1.104	0.021	157.30
17	25	Pro	15	Audi Sport Team WRT (BEL) Dries VANTHOOR (BEL) / Kelvin VAN DER LINDE (ZAF) / Frederic VERVISCH (BEL)	Audi R8 LMS GT3 2019	1:43.512	26	51	1.126	0.022	157.26
18	107	Pro	16	Bentley Team M-Sport (GBR) Jules GOUNON (FRA) / Maxime SOULET (BEL) / Jordan PEPPER (ZAF)	Bentley Continental GT3	1:43.606	36	48	1.220	0.094	157.12
19	29	Pro	17	Audi Sport Team Land (DEU) Markus WINKELHOECK (DEU) / Christopher MIES (DEU) / Christopher HAASE (DEU)	Audi R8 LMS GT3 2019	1:43.933	43	43	1.547	0.327	156.63
20	6	Silver	2	Black Falcon (DEU) Hubert HAUPT (DEU) / Patrick ASSENHEIMER (DEU) / Sergei AFANASIEV (RUS)	Mercedes-AMG GT3	1:43.955	39	50	1.569	0.022	156.59
21	188	ProAm	2	Garage 59 (GBR) Alex WEST (SWE) / Chris GOODWIN (GBR) / Côme LEDOGAR (FRA)	Aston Martin Vantage AMR GT3	1:43.960	16	51	1.574	0.005	156.59
22	62	Pro	18	R-Motorsport (CHE) Ricky COLLARD (GBR) / Hugo de SADELEER (CHE) / Marvin KIRCHHOEFER (DEU)	Aston Martin Vantage AMR GT3	1:44.616	8	26	2.230	0.656	155.60
23	9	Silver	3	Lechner Racing (AUT) Saul HACK (ZAF) / Lars KERN (DEU) / Dylan PEREIRA (LUX)	Porsche 911 GT3 R	1:44.785	36	50	2.399	0.169	155.35
24	36	Am	1	Walkenhorst Motorsport (DEU) Henry WALKENHORST (DEU) / Michael Von ROOYEN (ZAF) / Gennaro BONAFEDE	BMW M6 GT3	1:44.799	8	48	2.413	0.014	155.33
25	40	Am	2	SPS Automotive Performance (DEU) Valentin PIERBURG (DEU) / Tim Torsten MÜLLER (DEU) / Miguel RAMOS (PRT)	Mercedes-AMG GT3	1:45.232	13	51	2.846	0.433	154.69
26	17	Nat	1	Pablo Clark Racing (ZAF) Kishoor PITAMBER (ZAF) / Leonard Charles THOMPSON (ZAF) / Michael STEPHEN	Ferrari 458 Italia GT3	1:45.430	7	8	3.044	0.198	154.40
27	13	Nat	2	Stradale Motorsport (ZAF) Charl ARANGIES (ZAF) / Craig JARVIS (ZAF) / Dawie JOUBERT (ZAF)	Lamborghini Huracan GT3 2019	1:50.033	5	5	7.647	4.603	147.94
28	09	Am	3	Team Perfect Circle (ZAF) Franco SCRIBANTE (ZAF) / Silvio SCRIBANTE (ZAF) / Andre BEZUIDENHOUT (ZAF)	Porsche 997 GT3 R	1:50.567	7	12	8.181	0.534	147.23

Kyalami Grand Prix Circuit  
Circuit Length = 4.522 km  
Start: 10:00 Flag 11:59 End: 12:03

Weather / Track : Cloudy / Dry

These results are provisional until the conclusion of any judicial and technical matters.

Race Director :	Timekeeper :
-----------------	--------------

Results can be found at [www.tsl-timing.com](http://www.tsl-timing.com)

Printed - 12:06 Thursday, 21 November 2019

## Kyalami 9 Hours

### PAID TEST SESSION 1 - CLASSIFICATION BY CLASS

#### CLASS : ICGT - Pro

POS	NO	TEAM / DRIVERS	CAR	TIME	ON	LAPS	GAP	DIFF	KPH
1	31	Frikadelli Racing Team (DEU) Mathieu JAMINET (FRA) / Dennis OLSEN (NOR) / Nick TANDY (GBR)	Porsche 911 GT3 R	<b>1:42.386</b>	37	48			158.99
2	44	Mercedes-AMG Team Strakka Racing (GBR) Gary PAFFETT (GBR) / Lewis WILLIAMSON (GBR) / Tristan VAUTIER (FRA)	Mercedes-AMG GT3	<b>1:42.577</b>	42	48	<b>0.191</b>	0.191	158.70
3	18	KCMG (HKG) Alexandre IMPERATORI (CHE) / Edoardo LIBERATI (ITA) / Oliver JARVIS (GBR)	Nissan GT-R NISMO GT3	<b>1:42.593</b>	40	50	<b>0.207</b>	0.016	158.67
4	35	KCMG (HKG) Joao Paulo de OLIVEIRA (BRA) / Katsumasa CHIYO (JPN) / Joshua BURDON (AUS)	Nissan GT-R NISMO GT3	<b>1:42.696</b>	28	43	<b>0.310</b>	0.103	158.51
5	10	Mercedes-AMG Team SPS Automotive Performance (DEU) Yelmer BUURMAN (NDL) / Luca STOLZ (DEU) / Maximilian GOETZ (DEU)	Mercedes-AMG GT3	<b>1:42.891</b>	47	47	<b>0.505</b>	0.195	158.21
6	76	R-Motorsport (CHE) Maxime MARTIN (BEL) / Enaam AHMED (GBR) / Jake DENNIS (GBR)	Aston Martin Vantage AMR GT3	<b>1:42.974</b>	43	51	<b>0.588</b>	0.083	158.09
7	999	Mercedes-AMG Team GruppeM Racing (HKG) Maxi BUHK (DEU) / Maro ENGEL (DEU) / Raffaele MARCIELLO (ITA)	Mercedes-AMG GT3	<b>1:43.001</b>	42	48	<b>0.615</b>	0.027	158.04
8	12	Dinamic Motorsport (ITA) Laurens VANTHOOR (BEL) / Earl BAMBER (NZL) / Matt CAMPBELL (AUS)	Porsche 911 GT3 R	<b>1:43.019</b>	43	46	<b>0.633</b>	0.018	158.02
9	911	KUS Team 75 Bernhard (DEU) Romain DUMAS (FRA) / Dirk WERNER (DEU) / Sven MUELLER (DEU)	Porsche 911 GT3 R	<b>1:43.242</b>	49	51	<b>0.856</b>	0.223	157.68
10	20	GPX Racing (UAE) Michael CHRISTENSEN (DNK) / Kevin ESTRE (FRA) / Richard LIETZ (AUT)	Porsche 911 GT3 R	<b>1:43.252</b>	26	45	<b>0.866</b>	0.010	157.66
11	30	Honda Team Motul (ITA) Marco BONANOMI (ITA) / Bertrand BAGUETTE (BEL) / Dane CAMERON (USA)	Honda NSX GT3 2019	<b>1:43.259</b>	47	49	<b>0.873</b>	0.007	157.65
12	34	Walkenhorst Motorsport (DEU) Christian KROGNES (NOR) / Mikkel JENSEN (DNK) / Nicky CATSBURG (NDL)	BMW M6 GT3	<b>1:43.276</b>	50	52	<b>0.890</b>	0.017	157.62
13	42	BMW Team Schnitzer (DEU) Martin TOMCZYK (DEU) / Sheldon VAN DER LINDE (ZAF) / Augusto FARFUS (BRA)	BMW M6 GT3	<b>1:43.321</b>	61	61	<b>0.935</b>	0.045	157.55
14	108	Bentley Team M-Sport (GBR) Rodrigo BAPTISTA (BRA) / Andy SOUCEK (ESP) / Steven KANE (GBR)	Bentley Continental GT3	<b>1:43.385</b>	29	49	<b>0.999</b>	0.064	157.46
15	25	Audi Sport Team WRT (BEL) Dries VANTHOOR (BEL) / Kelvin VAN DER LINDE (ZAF) / Frederic VERVISCH (BEL)	Audi R8 LMS GT3 2019	<b>1:43.512</b>	26	51	<b>1.126</b>	0.127	157.26
16	107	Bentley Team M-Sport (GBR) Jules GOUNON (FRA) / Maxime SOULET (BEL) / Jordan PEPPER (ZAF)	Bentley Continental GT3	<b>1:43.606</b>	36	48	<b>1.220</b>	0.094	157.12
17	29	Audi Sport Team Land (DEU) Markus WINKELHOCK (DEU) / Christopher MIES (DEU) / Christopher HAASE (DEU)	Audi R8 LMS GT3 2019	<b>1:43.933</b>	43	43	<b>1.547</b>	0.327	156.63
18	62	R-Motorsport (CHE) Ricky COLLARD (GBR) / Hugo de SADELEER (CHE) / Marvin KIRCHHOEFER (DEU)	Aston Martin Vantage AMR GT3	<b>1:44.616</b>	8	26	<b>2.230</b>	0.683	155.60

#### CLASS : ICGT - ProAm

POS	NO	TEAM / DRIVERS	CAR	TIME	ON	LAPS	GAP	DIFF	KPH
1	43	Strakka Racing (GBR) Christina NIELSEN (DNK) / Adrian Henry D'SLIVA (MYS) / Dominik BAUMANN (AUT)	Mercedes-AMG GT3	<b>1:43.490</b>	9	43			157.30
2	188	Garage 59 (GBR) Alex WEST (SWE) / Chris GOODWIN (GBR) / Come LEDOGAR (FRA)	Aston Martin Vantage AMR GT3	<b>1:43.960</b>	16	51	<b>0.470</b>	0.470	156.59

#### CLASS : ICGT - Silver

POS	NO	TEAM / DRIVERS	CAR	TIME	ON	LAPS	GAP	DIFF	KPH
1	22	WTM Racing powered by Rinaldi (DEU) Leonard WEISS (DEU) / Jochen KRUMBACH (DEU) / David PEREL (ZAF)	Ferrari 488 GT3	<b>1:43.469</b>	36	49			157.33
2	6	Black Falcon (DEU) Hubert HAUPT (DEU) / Patrick ASSENHEIMER (DEU) / Sergei AFANASIEV (RUS)	Mercedes-AMG GT3	<b>1:43.955</b>	39	50	<b>0.486</b>	0.486	156.59
3	9	Lechner Racing (AUT) Saul HACK (ZAF) / Lars KERN (DEU) / Dylan PEREIRA (LUX)	Porsche 911 GT3 R	<b>1:44.785</b>	36	50	<b>1.316</b>	0.830	155.35

Weather / Track : Cloudy / Dry

These results are provisional until the conclusion of any judicial and technical matters.

Kyalami Grand Prix Circuit

Circuit Length = 4.522 km

Start: 10:00 Flag 11:59 End: 12:03

Race Director :

Timekeeper :

## Kyalami 9 Hours

### PAID TEST SESSION 1 - CLASSIFICATION BY CLASS

#### CLASS : ICGT - Am

POS	NO	TEAM / DRIVERS	CAR	TIME	ON	LAPS	GAP	DIFF	KPH
1	36	Walkenhorst Motorsport (DEU) Henry WALKENHORST (DEU) / Michael Von ROOYEN (ZAF) / Gennaro BONAFEDE (ZAF)	BMW M6 GT3	1:44.799	8	48			155.33
2	40	SPS Automotive Performance (DEU) Valentin PIERBURG (DEU) / Tim Torsten MÜLLER (DEU) / Miguel RAMOS (PRT)	Mercedes-AMG GT3	1:45.232	13	51	0.433	0.433	154.69
3	09	Team Perfect Circle (ZAF) Franco SCRIBANTE (ZAF) / Silvio SCRIBANTE (ZAF) / André BEZUIDENHOUT (ZAF)	Porsche 997 GT3 R	1:50.567	7	12	5.768	5.335	147.23

#### CLASS : ICGT - Nat

POS	NO	TEAM / DRIVERS	CAR	TIME	ON	LAPS	GAP	DIFF	KPH
1	17	Pablo Clark Racing (ZAF) Kishoor PITAMBER (ZAF) / Leonard Charles THOMPSON (ZAF) / Michael STEPHEN (ZAF)	Ferrari 458 Italia GT3	1:45.430	7	8			154.40
2	13	Stradale Motorsport (ZAF) Chari ARANGIES (ZAF) / Craig JARVIS (ZAF) / Dawie JOUBERT (ZAF)	Lamborghini Huracan GT3 2019	1:50.033	5	5	4.603	4.603	147.94

Weather / Track : Cloudy / Dry

These results are provisional until the conclusion of any judicial and technical matters.

Kyalami Grand Prix Circuit

Circuit Length = 4.522 km

Start: 10:00 Flag 11:59 End: 12:03

Race Director :	Timekeeper :
-----------------	--------------

# Kyalami 9 Hours

## PAID TEST SESSION 1 - BEST SECTORS

SECTOR 1			SECTOR 2			SECTOR 3			IDEAL / BEST COMPARISON						
POS	NO	NAME	TIME	NO	NAME	TIME	NO	NAME	TIME	POS	NO	NAME	IDEAL	BEST	DIFF
													<b>PERFECT LAP</b>	<b>1:42.244</b>	
1	30	Honda Team Motul	32.272	31	Frikadelli Racing Te	40.624	31	Frikadelli Racing Te	29.348	1	31	Frikadelli Racing Tear	1:42.287	1:42.386	0.099
2	18	KCMG	32.282	44	Mercedes-AMG Tea	40.652	44	Mercedes-AMG Tea	29.408	2	18	KCMG	1:42.421	1:42.593	0.172
3	31	Frikadelli Racing Te	32.315	18	KCMG	40.692	911	KUS Team 75 Bernl	29.420	3	44	Mercedes-AMG Team	1:42.577	1:42.577	0.000
4	35	KCMG	32.317	76	R-Motorsport	40.772	18	KCMG	29.447	4	35	KCMG	1:42.660	1:42.696	0.036
5	76	R-Motorsport	32.368	12	Dinamic Motorsport	40.831	35	KCMG	29.496	5	999	Mercedes-AMG Team	1:42.777	1:43.001	0.224
6	999	Mercedes-AMG Tea	32.398	35	KCMG	40.847	999	Mercedes-AMG Tea	29.509	6	10	Mercedes-AMG Team	1:42.891	1:42.891	0.000
7	108	Bentley Team M-Sp	32.415	999	Mercedes-AMG Tea	40.870	10	Mercedes-AMG Tea	29.517	7	76	R-Motorsport	1:42.895	1:42.974	0.079
8	34	Walkenhorst Motors	32.418	10	Mercedes-AMG Tea	40.879	25	Audi Sport Team WI	29.524	8	12	Dinamic Motorsport	1:42.996	1:43.019	0.023
9	42	BMW Team Schnitz	32.475	20	GPX Racing	40.953	107	Bentley Team M-Sp	29.535	9	20	GPX Racing	1:43.054	1:43.252	0.198
10	12	Dinamic Motorsport	32.493	42	BMW Team Schnitz	41.021	20	GPX Racing	29.536	10	911	KUS Team 75 Bernha	1:43.058	1:43.242	0.184
11	10	Mercedes-AMG Tea	32.495	911	KUS Team 75 Bernl	41.053	34	Walkenhorst Motors	29.575	11	34	Walkenhorst Motorspc	1:43.120	1:43.276	0.156
12	44	Mercedes-AMG Tea	32.517	25	Audi Sport Team WI	41.080	108	Bentley Team M-Sp	29.595	12	42	BMW Team Schnitzer	1:43.149	1:43.321	0.172
13	20	GPX Racing	32.565	43	Strakka Racing	41.094	30	Honda Team Motul	29.630	13	30	Honda Team Motul	1:43.228	1:43.259	0.031
14	22	WTM Racing power	32.572	22	WTM Racing power	41.117	42	BMW Team Schnitz	29.653	14	25	Audi Sport Team WRI	1:43.275	1:43.512	0.237
15	107	Bentley Team M-Sp	32.573	34	Walkenhorst Motors	41.127	12	Dinamic Motorsport	29.672	15	108	Bentley Team M-Spor	1:43.283	1:43.385	0.102
16	911	KUS Team 75 Bernl	32.585	188	Garage 59	41.220	29	Audi Sport Team La	29.699	16	107	Bentley Team M-Spor	1:43.354	1:43.606	0.252
17	6	Black Falcon	32.603	107	Bentley Team M-Sp	41.246	43	Strakka Racing	29.708	17	22	WTM Racing powered	1:43.466	1:43.469	0.003
18	25	Audi Sport Team WI	32.671	108	Bentley Team M-Sp	41.273	6	Black Falcon	29.739	18	43	Strakka Racing	1:43.490	1:43.490	0.000
19	43	Strakka Racing	32.688	29	Audi Sport Team La	41.279	76	R-Motorsport	29.755	19	6	Black Falcon	1:43.749	1:43.955	0.206
20	188	Garage 59	32.708	30	Honda Team Motul	41.326	22	WTM Racing power	29.777	20	29	Audi Sport Team Lanc	1:43.796	1:43.933	0.137
21	36	Walkenhorst Motors	32.766	6	Black Falcon	41.407	188	Garage 59	29.975	21	188	Garage 59	1:43.903	1:43.960	0.057
22	29	Audi Sport Team La	32.818	62	R-Motorsport	41.437	36	Walkenhorst Motors	30.065	22	36	Walkenhorst Motorspc	1:44.351	1:44.799	0.448
23	62	R-Motorsport	32.931	36	Walkenhorst Motors	41.520	40	SPS Automotive Per	30.152	23	62	R-Motorsport	1:44.532	1:44.616	0.084
24	17	Pablo Clark Racing	33.016	40	SPS Automotive Per	41.874	62	R-Motorsport	30.164	24	40	SPS Automotive Perc	1:45.052	1:45.232	0.180
25	40	SPS Automotive Per	33.026	17	Pablo Clark Racing	41.960	17	Pablo Clark Racing	30.357	25	17	Pablo Clark Racing	1:45.333	1:45.430	0.097
26	13	Stradale Motorsport	34.085	13	Stradale Motorsport	42.630	13	Stradale Motorsport	31.768	26	13	Stradale Motorsport	1:48.483	1:50.033	1.550
27	09	Team Perfect Circle	34.122	09	Team Perfect Circle	43.900	09	Team Perfect Circle	31.842	27	09	Team Perfect Circle	1:49.864	1:50.567	0.703
28										28	9	Lechner Racing		1:44.785	

Weather / Track : Cloudy / Dry

Kyalami Grand Prix Circuit

Circuit Length = 4.522 km

Start: 10:00 Flag 11:59 End: 12:03

Results can be found at [www.tsl-timing.com](http://www.tsl-timing.com)

Printed - 12:10 Thursday, 21 November 2019

## Kyalami 9 Hours

### PAID TEST SESSION 1 - BEST SPEEDS

POS	NO	NAME	VMAX	KPH
1	18	KCMG		238.9
2	108	Bentley Team M-Sport		238.9
3	34	Walkenhorst Motorsport		238.4
4	30	Honda Team Motul		237.8
5	42	BMW Team Schnitzer		237.8
6	107	Bentley Team M-Sport		237.8
7	36	Walkenhorst Motorsport		237.8
8	35	KCMG		237.3
9	188	Garage 59		237.3
10	76	R-Motorsport		236.8
11	17	Pablo Clark Racing		236.3
12	62	R-Motorsport		235.8
13	999	Mercedes-AMG Team GruppeM Racing		235.2
14	12	Dinamic Motorsport		235.2
15	911	KUS Team 75 Bernhard		235.2
16	6	Black Falcon		235.2
17	10	Mercedes-AMG Team SPS Automotive Performance		234.7
18	20	GPX Racing		234.7
19	43	Strakka Racing		234.7
20	40	SPS Automotive Performance		234.7
21	31	Frikadelli Racing Team		234.2
22	09	Team Perfect Circle		234.2
23	44	Mercedes-AMG Team Strakka Racing		233.2
24	22	WTM Racing powered by Rinaldi		233.2
25	25	Audi Sport Team WRT		232.7
26	29	Audi Sport Team Land		232.7
27	13	Stradale Motorsport		232.7
28				

Weather / Track : Cloudy / Dry

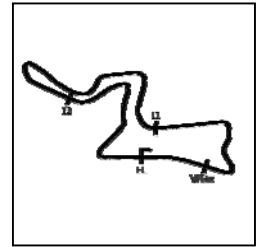
Results can be found at [www.tsl-timing.com](http://www.tsl-timing.com)

Kyalami Grand Prix Circuit  
Circuit Length = 4.522 km  
Start: 10:00 Flag 11:59 End: 12:03

Printed - 12:11 Thursday, 21 November 2019

# Kyalami 9 Hours

## PAID TEST SESSION 1 - SECTOR ANALYSIS



SECTOR 1 = FL to I1, SECTOR 2 = I1 to I2 SECTOR 3 = I2 to I3, SECTOR 4 = I3 to FL, DIFF = Difference To Personal Best Lap, P = Crossed Finish Line in Pit Lane, D = Time Disallowed

P1 31 Pro Frikadelli Racing Team		Porsche 911 GT3 R							
IDEAL LAP TIME : 1:42.287		BEST LAP TIME : 1:42.386		DIFFERENCE : 0.099					
D1: Mathieu JAMINET		D2: Dennis OLSEN		D3: Nick TANDY					
LAP	SECTOR 1	SECTOR 2	SECTOR 3	SPEED TRAP	LAP TIME	KPH	DIFF	TIME OF DAY	
1 - D1			IN PIT					10:01:00.317	
2 - D2	OUTLAP	46.886	IN PIT	182.7	5:21.651	50.61	3:39.265	10:06:21.968	
3 - D2	OUTLAP	44.410	31.134	171.9	1:56.973	139.17	14.587	10:08:18.941	
4 - D2	33.359	42.003	29.946	172.2	231.2	145.308	2.922	10:10:04.249	
5 - D2	33.113	41.343	30.279	172.5	232.2	144.735	2.349	10:11:48.984	
6 - D2	33.076	41.839	30.275	173.0	232.7	145.190	2.804	10:13:34.174	
7 - D2	32.856	41.254	29.728	173.0	233.2	143.838	1.452	10:15:18.012	
8 - D2	32.929	41.242	29.659	172.8	233.7	143.830	1.444	10:17:01.842	
9 - D2	33.100	41.640	29.913	172.8	233.2	144.653	2.267	10:18:46.495	
10 - D2	32.845	41.262	29.835	172.5	232.2	143.942	1.556	10:20:30.437	
11 - D2	33.445	41.391	29.745	173.3	232.7	144.581	2.195	10:22:15.018	
12 - D2	32.899	41.219	29.635	173.0	233.7	143.753	1.367	10:23:58.771	
13 - D2	32.906	41.702	IN PIT	233.2	8:48.656	30.79	7:06.270	10:32:47.427	
14 - D1	OUTLAP	44.042	32.008	171.9	1:57.062	139.06	14.676	10:34:44.489	
15 - D1	34.550	41.928	30.398	172.5	231.7	146.876	4.490	10:36:31.365	
16 - D1	33.083	41.565	30.508	172.8	231.7	145.156	2.770	10:38:16.521	
17 - D1	32.868	41.281	29.856	173.0	232.2	144.005	1.619	10:40:00.526	
18 - D1	32.725	41.232	29.870	171.9	232.7	143.827	1.441	10:41:44.353	
19 - D1	32.679	41.162	29.635	172.8	231.7	143.476	1.090	10:43:27.829	
20 - D1	32.698	41.089	29.662	172.8	232.2	143.449	1.063	10:45:11.278	
21 - D1	32.818	40.939	29.580	173.0	232.7	143.337	0.951	10:46:54.615	
22 - D1	32.718	41.013	30.064	171.9	233.2	143.795	1.409	10:48:38.410	
23 - D1	34.237	42.004	IN PIT	<b>234.2</b>	6:54.252	39.29	5:11.866	10:55:32.662	
24 - D3	OUTLAP	44.630	30.229	173.0	1:56.848	139.31	14.462	10:57:29.510	
25 - D3	33.054	41.691	30.082	173.0	232.2	144.827	2.441	10:59:14.337	
26 - D3	33.263	41.758	29.833	173.3	232.2	144.854	2.468	11:00:59.191	
27 - D3	32.938	41.394	29.724	173.9	231.7	144.056	1.670	11:02:43.247	
28 - D3	33.423	41.808	29.872	173.0	232.2	145.103	2.717	11:04:28.350	
29 - D3	32.564	41.075	29.717	174.4	232.7	143.356	0.970	11:06:11.706	
30 - D3	32.581	41.424	IN PIT	233.2	7:23.558	36.70	5:41.172	11:13:35.264	
31 - D3	OUTLAP	41.408	30.805	174.4	1:50.529	147.28	8.143	11:15:25.793	
32 - D3	32.627	41.173	31.621	<b>174.7</b>	233.2	145.421	3.035	11:17:11.214	
33 - D3	32.625	41.092	29.643	173.0	232.7	143.360	0.974	11:18:54.574	
34 - D3	32.746	41.245	IN PIT	232.7	5:31.670	49.08	3:49.284	11:24:26.244	
35 - D3	OUTLAP	43.056	30.209	172.8	1:53.406	143.54	11.020	11:26:19.650	
36 - D3	32.619	40.831	<b>29.348</b>	174.4	230.7	142.798	0.412	11:28:02.448	
<b>37 - D3</b>	<b>32.340</b>	<b>40.624</b>	29.422	174.1	232.7	<b>1:42.386 (1)</b>	<b>158.99</b>	<b>11:29:44.834</b>	
38 - D3	<b>32.315</b>	40.694	IN PIT	233.7	5:47.034	46.90	4:04.648	11:35:31.868	
39 - D2	OUTLAP	42.227	29.953	171.9	1:51.066	146.57	8.680	11:37:22.934	
40 - D2	32.810	41.515	29.847	172.5	231.2	144.172	1.786	11:39:07.106	
41 - D2	1:06.774	1:19.409	IN PIT	80.0	10:02.522	27.01	8:20.136	11:49:09.628	
42 - D2	OUTLAP	41.793	30.126	171.4	1:50.607	147.18	8.221	11:51:00.235	
43 - D2	32.768	41.996	29.861	171.7	230.2	144.625	2.239	11:52:44.860	
44 - D2	32.646	41.143	29.590	172.2	231.7	143.379	0.993	11:54:28.239	
45 - D2	32.606	41.235	29.594	171.9	231.7	143.435	1.049	11:56:11.674	
46 - D2	32.799	41.504	29.670	172.2	230.7	143.973	1.587	11:57:55.647	
47 - D2	32.685	41.095	29.569	171.7	230.7	143.349	0.963	11:59:38.996	
48 - D2	32.721	41.087	29.892	171.9	230.2	143.700	1.314	12:01:22.696	

Weather / Track : Cloudy / Dry

Kyalami Grand Prix Circuit

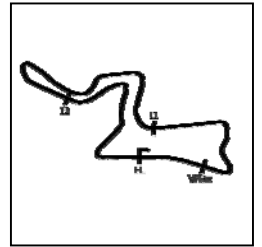
Circuit Length = 4.522 km

Start: 10:00 Flag 11:59 End: 12:03



# Kyalami 9 Hours

## PAID TEST SESSION 1 - SECTOR ANALYSIS



SECTOR 1 = FL to I1, SECTOR 2 = I1 to I2 SECTOR 3 = I2 to I3, SECTOR 4 = I3 to FL, DIFF = Difference To Personal Best Lap, P = Crossed Finish Line in Pit Lane, D = Time Disallowed

P2 44 Pro		Mercedes-AMG Team Strakka Racing			Mercedes-AMG GT3				
IDEAL LAP TIME : 1:42.577		BEST LAP TIME : 1:42.577			DIFFERENCE : 0.000				
D1: Gary PAFFETT		D2: Lewis WILLIAMSON		D3: Tristan VAUTIER					
LAP	SECTOR 1	SECTOR 2	SECTOR 3	SPEED TRAP	LAP TIME	KPH	DIFF	TIME OF DAY	
1 - D1	OUTLAP		IN PIT					10:01:18.310	
2 - D1	OUTLAP	47.941	33.310	171.9	2:07.637	127.54	25.060	10:03:25.947	
3 - D1	33.903	42.657	30.344	172.8	1:46.904	152.27	4.327	10:05:12.851	
4 - D1	33.401	41.729	29.932	173.3	1:45.062	154.94	2.485	10:06:57.913	
5 - D1	33.142	40.994	30.230	173.0	1:44.366	155.98	1.789	10:08:42.279	
6 - D1	32.968	40.859	29.759	174.1	1:43.586	157.15	1.009	10:10:25.865	
7 - D1	32.881	46.161	31.195	174.4	1:50.237	147.67	7.660	10:12:16.102	
8 - D1	32.559	40.977	29.887	<b>174.7</b>	1:43.423	<b>(3)</b> 157.40	0.846	10:13:59.525	
9 - D1	33.031	41.764	IN PIT	232.7	11:35.256	<b>P</b> 23.41	9:52.679	10:25:34.781	
10 - D1	OUTLAP	41.899	33.016	172.5	1:54.510	142.16	11.933	10:27:29.291	
11 - D1	33.012	41.184	29.868	172.8	1:44.064	156.43	1.487	10:29:13.355	
12 - D1	32.734	41.126	29.850	172.8	1:43.710	156.96	1.133	10:30:57.065	
13 - D1	32.896	41.107	30.156	173.6	1:44.159	156.29	1.582	10:32:41.224	
14 - D1	32.904	41.690	30.192	173.0	1:44.786	155.35	2.209	10:34:26.010	
15 - D1	32.960	41.664	IN PIT	231.7	6:41.618	<b>P</b> 40.53	4:59.041	10:41:07.628	
16 - D3	OUTLAP	44.188	31.878	172.2	1:59.766	135.92	17.189	10:43:07.394	
17 - D3	33.792	45.130	32.576	173.0	1:51.498	146.00	8.921	10:44:58.892	
18 - D3	33.310	43.054	31.232	171.7	2:32.2	151.29	5.019	10:46:46.488	
19 - D3	33.077	42.023	30.253	172.5	2:30.7	145.353	2.776	10:48:31.841	
20 - D3	32.950	41.917	29.928	172.8	1:44.795	155.34	2.218	10:50:16.636	
21 - D3	32.803	41.781	31.034	173.6	1:45.618	154.13	3.041	10:52:02.254	
22 - D3	33.365	43.397	IN PIT	<b>233.2</b>	3:02.767	<b>P</b> 89.07	1:20.190	10:55:05.021	
23 - D3	OUTLAP	42.375	30.429	171.9	1:50.822	146.89	8.245	10:56:55.843	
24 - D3	32.884	41.605	29.903	173.0	1:44.392	155.94	1.815	10:58:40.235	
25 - D3	32.644	41.410	29.701	173.3	1:43.755	156.90	1.178	11:00:23.990	
26 - D3	32.669	41.181	30.239	173.0	1:44.089	156.39	1.512	11:02:08.079	
27 - D3	32.770	41.317	29.810	<b>174.7</b>	1:43.897	156.68	1.320	11:03:51.976	
28 - D3	33.657	42.899	IN PIT	<b>233.2</b>	3:18.193	<b>P</b> 82.13	1:35.616	11:07:10.169	
29 - D2	OUTLAP	43.496	30.256	172.8	1:52.741	144.39	10.164	11:09:02.910	
30 - D2	32.950	41.838	30.023	172.8	1:44.811	155.31	2.234	11:10:47.721	
31 - D2	32.899	41.817	29.951	172.5	1:44.667	155.53	2.090	11:12:32.388	
32 - D2	32.764	41.311	29.864	173.3	1:43.939	156.62	1.362	11:14:16.327	
33 - D2	32.674	41.482	29.760	173.0	1:43.916	156.65	1.339	11:16:00.243	
34 - D2	32.736	41.295	29.758	172.8	1:43.789	156.84	1.212	11:17:44.032	
35 - D2	32.623	41.176	29.659	173.6	1:43.458	157.35	0.881	11:19:27.490	
36 - D2	32.645	41.275	29.639	173.3	1:43.559	157.19	0.982	11:21:11.049	
37 - D2	33.851	49.481	30.859	173.6	1:54.191	142.56	11.614	11:23:05.240	
38 - D2	32.610	41.424	29.782	173.0	1:43.816	156.80	1.239	11:24:49.056	
39 - D2	32.603	41.200	29.807	173.0	1:43.610	157.11	1.033	11:26:32.666	
40 - D2	32.873	42.804	IN PIT	231.7	5:28.718	<b>P</b> 49.52	3:46.141	11:32:01.384	
41 - D2	OUTLAP	43.197	37.039	173.0	1:51.884	133.56	19.307	11:34:03.268	
42 - D2	<b>32.517</b>	<b>40.652</b>	<b>29.408</b>	173.9	230.7	<b>1:42.577 (1)</b>	<b>158.70</b>	<b>11:35:45.845</b>	
43 - D2	32.521	40.841	29.548	173.3	231.2	1:42.910	<b>(2)</b> 0.333	11:37:28.755	
44 - D2	32.615	43.250	31.219	174.1	230.7	1:47.084	4.507	11:39:15.839	
45 - D2	32.723	43.253	IN PIT	231.2	9:58.257	<b>P</b> 27.21	8:15.680	11:49:14.096	
46 - D2	OUTLAP	43.701	IN PIT	191.1	3:08.690	<b>P</b> 86.27	1:26.113	11:52:22.786	
47 - D1	OUTLAP	41.702	IN PIT	202.6	3:00.795	<b>P</b> 90.04	1:18.218	11:55:23.581	
48 - D3	OUTLAP	42.242	IN PIT	203.3	3:01.879	<b>P</b> 89.50	1:19.302	11:58:25.460	

Weather / Track : Cloudy / Dry

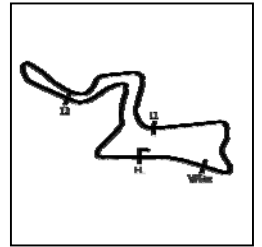
Kyalami Grand Prix Circuit

Circuit Length = 4.522 km

Start: 10:00 Flag 11:59 End: 12:03

# Kyalami 9 Hours

## PAID TEST SESSION 1 - SECTOR ANALYSIS



SECTOR 1 = FL to I1, SECTOR 2 = I1 to I2 SECTOR 3 = I2 to I3, SECTOR 4 = I3 to FL, DIFF = Difference To Personal Best Lap, P = Crossed Finish Line in Pit Lane, D = Time Disallowed

P3 18 Pro KCMG			Nissan GT-R NISMO GT3						
IDEAL LAP TIME : 1:42.421		BEST LAP TIME : 1:42.593		DIFFERENCE : 0.172					
D1: Alexandre IMPERATORI		D2: Edoardo LIBERATI		D3: Oliver JARVIS					
LAP	SECTOR 1	SECTOR 2	SECTOR 3	SPEED TRAP	LAP TIME	KPH	DIFF	TIME OF DAY	
1 - D1			IN PIT					10:00:37.085	
2 - D1	OUTLAP	51.829	35.356	173.6	136.1	2:17.960	117.99	10:02:55.045	
3 - D1	36.279	46.350	31.794	174.7	225.0	1:54.423	142.27	10:04:49.468	
4 - D1	33.851	44.488	31.021	177.0	236.8	1:49.360	148.85	10:06:38.828	
5 - D1	33.389	42.550	30.299	<b>177.6</b>	237.3	1:46.238	153.23	10:08:25.066	
6 - D1	32.805	44.492	IN PIT		237.3	10:15.153	<b>P</b> 26.46	8:32.560	10:18:40.219
7 - D1	OUTLAP	45.385	32.013	156.9	177.9	2:00.483	135.11	17.890	10:20:40.702
8 - D1	36.078	43.489	31.335	176.7	194.9	1:50.902	146.78	8.309	10:22:31.604
9 - D1	33.620	42.230	31.160	177.0	224.0	1:47.010	152.12	4.417	10:24:18.614
10 - D1	32.654	41.822	30.245	175.3	235.8	1:44.721	155.45	2.128	10:26:03.335
11 - D1	32.582	41.246	30.047	176.1	237.3	1:43.875	156.71	1.282	10:27:47.210
12 - D1	32.712	41.531	29.971	175.3	237.3	1:44.214	156.20	1.621	10:29:31.424
13 - D1	32.934	41.922	29.693	175.6	237.3	1:44.549	155.70	1.956	10:31:15.973
14 - D1	32.591	41.178	29.611	175.8	237.8	1:43.380	<b>(3)</b> 157.46	0.787	10:32:59.353
15 - D1	32.728	44.749	33.215	176.1	237.8	1:50.692	147.06	8.099	10:34:50.045
16 - D1	32.578	41.552	IN PIT		236.8	4:34.986	<b>P</b> 59.20	2:52.393	10:39:25.031
17 - D1	OUTLAP	44.314	31.238	175.6	192.5	1:58.393	137.50	15.800	10:41:23.424
18 - D1	33.636	42.535	30.296	176.4	234.7	1:46.467	152.90	3.874	10:43:09.891
19 - D1	32.994	42.039	30.259	175.6	235.8	1:45.292	154.61	2.699	10:44:55.183
20 - D1	33.163	42.435	30.116	174.7	236.8	1:45.714	153.99	3.121	10:46:40.897
21 - D1	32.746	41.905	30.042	175.3	235.2	1:44.693	155.49	2.100	10:48:25.590
22 - D1	32.811	41.634	30.077	175.8	236.3	1:44.522	155.74	1.929	10:50:10.112
23 - D1	34.021	44.501	30.766	175.8	<b>238.9</b>	1:49.288	148.95	6.695	10:51:59.400
24 - D1	32.785	41.552	29.978	175.6	236.3	1:44.315	156.05	1.722	10:53:43.715
25 - D1	32.630	41.314	29.891	175.3	235.8	1:43.835	156.77	1.242	10:55:27.550
26 - D1	33.888	42.260	IN PIT		236.3	3:39.606	<b>P</b> 74.12	1:57.013	10:59:07.156
27 - D2	OUTLAP	46.090	31.406	175.0	148.7	2:01.668	133.80	19.075	11:01:08.824
28 - D2	33.600	42.842	30.612	177.0	235.8	1:47.054	152.06	4.461	11:02:55.878
29 - D2	32.918	42.712	30.406	176.4	236.3	1:46.036	153.52	3.443	11:04:41.914
30 - D2	33.019	41.998	30.242	176.7	236.3	1:45.259	154.65	2.666	11:06:27.173
31 - D2	33.229	41.852	30.189	177.3	236.3	1:45.270	154.64	2.677	11:08:12.443
32 - D2	32.814	41.919	29.897	176.7	236.8	1:44.630	155.58	2.037	11:09:57.073
33 - D2	32.665	41.662	29.732	175.8	237.3	1:44.059	156.44	1.466	11:11:41.132
34 - D2	32.603	41.553	29.818	176.1	235.8	1:43.974	156.56	1.381	11:13:25.106
35 - D2	32.624	43.987	33.547	177.3	236.8	1:50.158	147.78	7.565	11:15:15.264
36 - D2	32.697	41.391	IN PIT		237.3	8:59.535	<b>P</b> 30.17	7:16.942	11:24:14.799
37 - D2	OUTLAP	51.724	32.692	167.4	155.1	2:14.808	120.75	32.215	11:26:29.607
38 - D2	42.320	42.841	32.368	177.0	190.1	1:57.529	138.51	14.936	11:28:27.136
39 - D2	32.554	40.792	<b>29.447</b>	177.0	235.8	1:42.793	<b>(2)</b> 158.36	0.200	11:30:09.929
<b>40 - D2</b>	<b>32.282</b>	<b>40.692</b>	29.619	175.8	235.8	<b>1:42.593</b>	<b>(1)</b> <b>158.67</b>		<b>11:31:52.522</b>
41 - D2	32.985	41.515	IN PIT		236.8	3:46.187	<b>P</b> 71.97	2:03.594	11:35:38.709
42 - D1	OUTLAP	46.358	33.358	176.1	199.6	2:02.073	133.35	19.480	11:37:40.782
43 - D1	32.602	41.572	30.430	176.7	235.8	1:44.604	155.62	2.011	11:39:25.386
44 - D1	32.624	41.397	IN PIT		237.8	8:39.261	<b>P</b> 31.35	6:56.668	11:48:04.647
45 - D3	OUTLAP	45.301	31.422	175.6	191.4	2:00.748	134.81	18.155	11:50:05.395
46 - D3	32.627	42.663	31.771	176.1	234.7	1:47.061	152.05	4.468	11:51:52.456
47 - D3	32.622	41.293	29.840	175.8	234.7	1:43.755	156.90	1.162	11:53:36.211
48 - D3	32.541	41.504	29.964	174.4	235.2	1:44.009	156.51	1.416	11:55:20.220
49 - D3	33.110	43.832	29.946	175.8	235.2	1:46.888	152.30	4.295	11:57:07.108
50 - D3	32.587	41.471	29.687	174.1	234.2	1:43.745	156.91	1.152	11:58:50.853

Weather / Track : Cloudy / Dry

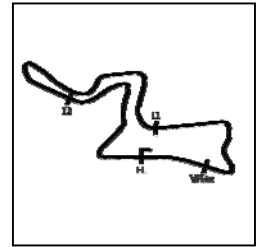
Kyalami Grand Prix Circuit

Circuit Length = 4.522 km

Start: 10:00 Flag 11:59 End: 12:03

# Kyalami 9 Hours

## PAID TEST SESSION 1 - SECTOR ANALYSIS



SECTOR 1 = FL to I1, SECTOR 2 = I1 to I2 SECTOR 3 = I2 to I3, SECTOR 4 = I3 to FL, DIFF = Difference To Personal Best Lap, P = Crossed Finish Line in Pit Lane, D = Time Disallowed

P4 35 Pro KCMG		Nissan GT-R NISMO GT3							
IDEAL LAP TIME : 1:42.660		BEST LAP TIME : 1:42.696		DIFFERENCE : 0.036					
D1: Joao Paulo de OLIVEIRA		D2: Katsumasa CHIYO		D3: Joshua BURDON					
LAP	SECTOR 1	SECTOR 2	SECTOR 3	SPEED TRAP	LAP TIME	KPH	DIFF	TIME OF DAY	
1 - D1			IN PIT					10:01:06.948	
2 - D2	OUTLAP		IN PIT	121.4	6:09.427	P 44.06	4:26.731	10:07:16.375	
3 - D2	OUTLAP	53.917	33.591 174.7	163.3	2:12.097	123.23	29.401	10:09:28.472	
4 - D2	35.670	45.396	31.756 175.8	226.4	1:52.822	144.29	10.126	10:11:21.294	
5 - D2	34.367	43.120	IN PIT	234.7	9:19.946	P 29.07	7:37.250	10:20:41.240	
6 - D2	OUTLAP	45.882	31.717 175.0	192.8	2:03.952	131.33	21.256	10:22:45.192	
7 - D2	33.791	42.740	30.749 174.4	235.8	1:47.280	151.74	4.584	10:24:32.472	
8 - D2	33.205	42.955	IN PIT	236.3	8:41.191	P 31.23	6:58.495	10:33:13.663	
9 - D2	OUTLAP	44.077	33.167 173.6	183.6	2:01.051	134.48	18.355	10:35:14.714	
10 - D2	33.474	44.568	31.739 175.0	233.2	1:49.781	148.28	7.085	10:37:04.495	
11 - D2	32.906	42.895	IN PIT	232.7	8:23.645	P 32.32	6:40.949	10:45:28.140	
12 - D2	OUTLAP	42.964	36.312 176.7	200.0	2:00.019	135.63	17.323	10:47:28.159	
13 - D2	33.085	41.846	30.178 175.3	234.7	1:45.109	154.87	2.413	10:49:13.268	
14 - D2	32.753	41.797	29.950 175.8	234.2	1:44.500	155.78	1.804	10:50:57.768	
15 - D2	32.597	41.421	29.903 175.3	235.8	1:43.921	156.64	1.225	10:52:41.689	
16 - D2	32.572	41.555	30.012 174.4	235.8	1:44.139	156.32	1.443	10:54:25.828	
17 - D2	32.641	42.758	33.299 176.7	236.8	1:48.698	149.76	6.002	10:56:14.526	
18 - D2	<b>32.317</b>	41.330	29.698 176.4	236.8	1:43.345	(2) 157.52	0.649	10:57:57.871	
19 - D2	33.627	43.482	IN PIT	236.8	6:10.249	P 43.96	4:27.553	11:04:08.120	
20 - D3	OUTLAP	45.137	31.272 175.3	166.9	1:59.038	136.75	16.342	11:06:07.158	
21 - D3	32.911	42.413	30.761 175.6	234.7	1:46.085	153.45	3.389	11:07:53.243	
22 - D3	33.443	41.652	29.919 175.8	235.2	1:45.014	155.01	2.318	11:09:38.257	
23 - D3	33.324	41.525	30.226 175.3	235.2	1:45.075	154.92	2.379	11:11:23.332	
24 - D3	32.613	41.151	29.967 174.7	235.2	1:43.731	156.93	1.035	11:13:07.063	
25 - D3	32.903	42.023	30.056 176.1	234.2	1:44.982	155.06	2.286	11:14:52.045	
26 - D3	33.016	41.813	IN PIT	236.3	4:38.218	P 58.51	2:55.522	11:19:30.263	
27 - D3	OUTLAP	43.764	30.348 175.8	188.1	1:57.200	138.90	14.504	11:21:27.463	
28 - D3	32.353	<b>40.847</b>	<b>29.496</b> 176.4	235.8	<b>1:42.696</b>	(1) <b>158.51</b>		<b>11:23:10.159</b>	
29 - D3	33.183	42.289	29.615 175.8	236.3	1:45.087	154.91	2.391	11:24:55.246	
30 - D3	32.413	41.131	IN PIT	235.8	5:39.048	P 48.01	3:56.352	11:30:34.294	
31 - D1	OUTLAP	43.971	31.083 175.8	142.2	2:03.163	132.17	20.467	11:32:37.457	
32 - D1	32.952	41.887	30.467 175.8	236.3	1:45.306	154.58	2.610	11:34:22.763	
33 - D1	32.801	41.678	30.169 176.7	<b>237.3</b>	1:44.648	155.56	1.952	11:36:07.411	
34 - D1	32.521	41.319	29.940 176.4	236.8	1:43.780	156.86	1.084	11:37:51.191	
35 - D1	32.591	41.428	29.788 <b>177.3</b>	236.3	1:43.807	156.82	1.111	11:39:34.998	
36 - D1	33.427	44.098	IN PIT	<b>237.3</b>	8:32.910	P 31.73	6:50.214	11:48:07.908	
37 - D1	OUTLAP	45.397	32.859 175.6	193.5	1:59.288	136.46	16.592	11:50:07.196	
38 - D1	32.491	42.968	32.161 176.4	236.3	1:47.620	151.26	4.924	11:51:54.816	
39 - D1	32.800	44.700	31.153 176.1	236.8	1:48.653	149.82	5.957	11:53:43.469	
40 - D1	32.436	41.378	29.743 175.8	236.8	1:43.557	157.20	0.861	11:55:27.026	
41 - D1	32.559	41.239	29.683 177.0	235.8	1:43.481	157.31	0.785	11:57:10.507	
42 - D1	34.054	43.109	30.584 175.6	236.8	1:47.747	151.08	5.051	11:58:58.254	
43 - D1	32.418	41.211	29.742 175.6	236.3	1:43.371	(3) 157.48	0.675	12:00:41.625	

Weather / Track : Cloudy / Dry

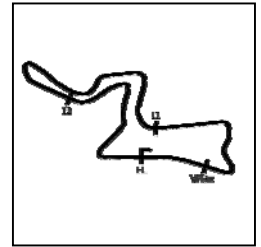
Kyalami Grand Prix Circuit

Circuit Length = 4.522 km

Start: 10:00 Flag 11:59 End: 12:03

# Kyalami 9 Hours

## PAID TEST SESSION 1 - SECTOR ANALYSIS



SECTOR 1 = FL to I1, SECTOR 2 = I1 to I2 SECTOR 3 = I2 to I3, SECTOR 4 = I3 to FL, DIFF = Difference To Personal Best Lap, P = Crossed Finish Line in Pit Lane, D = Time Disallowed

P5 10 Pro Mercedes-AMG Team SPS Automotive Perf Mercedes-AMG GT3									
IDEAL LAP TIME : 1:42.891		BEST LAP TIME : 1:42.891		DIFFERENCE : 0.000					
D1: Yelmer BUURMAN		D2: Luca STOLZ		D3: Maximilian GOETZ					
LAP	SECTOR 1	SECTOR 2	SECTOR 3	SPEED TRAP	LAP TIME	KPH	DIFF	TIME OF DAY	
1 - D1			IN PIT						P
2 - D1	OUTLAP	49.098	32.799	171.9	93.6	2:10.525	124.72	27.634	10:00:33.581
3 - D1	34.740	44.718	31.118	172.8	230.2	1:50.576	147.22	7.685	10:02:44.106
4 - D1	33.658	43.385	IN PIT		231.2	5:12.006	P 52.17	3:29.115	10:04:34.682
5 - D1	OUTLAP	43.010	30.237	174.1	206.1	1:51.899	145.48	9.008	10:09:46.688
6 - D1	32.734	42.432	30.081	174.1	231.2	1:45.247	154.67	2.356	10:11:38.587
7 - D1	33.371	41.886	30.068	172.8	232.7	1:45.325	154.56	2.434	10:13:23.834
8 - D1	32.846	41.478	29.887	173.9	231.7	1:44.211	156.21	1.320	10:15:09.159
9 - D1	32.744	41.478	29.678	174.4	232.2	1:43.900	156.68	1.009	10:16:53.370
10 - D1	32.668	41.619	29.776	173.6	233.2	1:44.063	156.43	1.172	10:18:37.270
11 - D1	33.247	42.366	IN PIT		232.2	10:48.971	P 25.08	9:06.080	10:20:21.333
12 - D1	OUTLAP	47.702	33.956	172.8	155.6	2:02.427	132.97	19.536	10:31:10.304
13 - D1	33.037	41.573	30.046	173.6	229.7	1:44.656	155.54	1.765	10:33:12.731
14 - D1	33.102	41.721	29.764	173.3	232.2	1:44.587	155.65	1.696	10:34:57.387
15 - D1	32.767	42.056	29.777	173.6	232.2	1:44.600	155.63	1.709	10:36:41.974
16 - D1	32.637	41.572	29.741	173.6	231.7	1:43.950	156.60	1.059	10:38:26.574
17 - D1	32.804	41.680	30.046	174.1	232.7	1:44.530	155.73	1.639	10:40:10.524
18 - D1	32.878	41.549	29.759	173.9	233.2	1:44.186	156.25	1.295	10:41:55.054
19 - D1	32.595	41.282	29.848	173.6	232.7	1:43.725	156.94	0.834	10:43:39.240
20 - D1	32.656	43.571	30.118	174.4	232.2	1:46.345	153.07	3.454	10:45:22.965
21 - D1	32.624	41.351	29.700	174.1	233.2	1:43.675	157.02	0.784	10:47:09.310
22 - D1	32.632	41.118	30.038	173.3	233.2	1:43.788	156.85	0.897	10:48:52.985
23 - D1	32.633	41.458	IN PIT		233.2	11:59.849	P 22.61	10:16.958	10:50:36.773
24 - D2	OUTLAP	42.541	30.402	173.0	203.3	1:54.296	142.43	11.405	11:02:36.622
25 - D2	33.054	42.821	30.229	173.6	230.2	1:46.104	153.42	3.213	11:04:30.918
26 - D2	32.962	41.749	29.885	173.9	230.7	1:44.596	155.63	1.705	11:06:17.022
27 - D2	32.782	41.440	29.648	173.6	231.7	1:43.870	156.72	0.979	11:08:01.618
28 - D2	32.904	41.390	29.778	173.0	232.2	1:44.072	156.42	1.181	11:09:45.488
29 - D2	32.562	41.422	29.715	173.6	231.7	1:43.699	156.98	0.808	11:11:29.560
30 - D2	32.584	41.132	29.676	174.7	232.2	1:43.392	157.45	0.501	11:13:13.259
31 - D2	32.777	41.741	IN PIT		233.2	6:00.264	P 45.18	4:17.373	11:14:56.651
32 - D2	OUTLAP	41.545	29.677	174.1	206.1	1:49.090	149.22	6.199	11:20:56.915
33 - D2	32.654	41.345	29.690	173.3	232.7	1:43.689	157.00	0.798	11:22:46.005
34 - D2	32.593	41.051	29.660	173.9	232.7	1:43.304	(2) 157.58	0.413	11:24:29.694
35 - D2	32.735	41.463	IN PIT		232.7	1:57.316	P 138.76	14.425	11:26:12.998
36 - D2	OUTLAP	41.594	IN PIT		207.2	4:27.056	P 60.95	2:44.165	11:28:10.314
37 - D3	OUTLAP	43.018	30.777	174.1	202.2	1:53.064	143.98	10.173	11:32:37.370
38 - D3	33.078	42.413	IN PIT		234.7	3:53.055	P 69.85	2:10.164	11:34:30.434
39 - D3	OUTLAP	42.350	30.182	174.1	206.8	1:50.581	147.21	7.690	11:38:23.489
40 - D3	42.575	1:19.495	IN PIT		231.7	8:04.706	P 33.58	6:21.815	11:40:14.070
41 - D3	OUTLAP	45.372	33.764	172.8	183.3	2:02.228	133.18	19.337	11:48:18.776
42 - D3	33.690	42.959	31.177	173.6	230.7	1:47.826	150.97	4.935	11:50:21.004
43 - D3	32.726	41.393	30.782	174.1	231.7	1:44.901	155.18	2.010	11:52:08.830
44 - D3	32.580	41.164	30.547	174.7	232.2	1:44.291	156.09	1.400	11:53:53.731
45 - D3	32.544	40.973	29.815	172.8	231.7	1:43.332	(3) 157.54	0.441	11:55:38.022
46 - D3	32.509	42.731	31.721	174.1	231.2	1:46.961	152.19	4.070	11:57:21.354
47 - D3	32.495	40.879	29.517	173.6	231.2	1:42.891	(1) 158.21		11:59:08.315
									12:00:51.206

Weather / Track : Cloudy / Dry

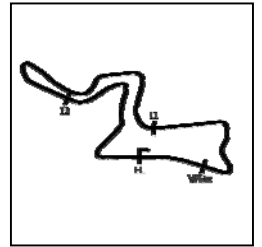
Kyalami Grand Prix Circuit

Circuit Length = 4.522 km

Start: 10:00 Flag 11:59 End: 12:03

# Kyalami 9 Hours

## PAID TEST SESSION 1 - SECTOR ANALYSIS



SECTOR 1 = FL to I1, SECTOR 2 = I1 to I2 SECTOR 3 = I2 to I3, SECTOR 4 = I3 to FL, DIFF = Difference To Personal Best Lap, P = Crossed Finish Line in Pit Lane, D = Time Disallowed

P6 76 Pro R-Motorsport		Aston Martin Vantage AMR GT3							
IDEAL LAP TIME : 1:42.895		BEST LAP TIME : 1:42.974		DIFFERENCE : 0.079					
D1: Maxime MARTIN		D2: Enaam AHMED		D3: Jake DENNIS					
LAP	SECTOR 1	SECTOR 2	SECTOR 3	SPEED TRAP	LAP TIME	KPH	DIFF	TIME OF DAY	
1 - D1			IN PIT				<b>P</b>	10:00:40.732	
2 - D3	OUTLAP		IN PIT	146.9	2:32.209	106.95	49.235	10:03:12.941	
3 - D3	OUTLAP	52.814	33.142	171.1	188.4	2:03.855	131.43	20.881	10:05:16.796
4 - D3	35.052	44.049	32.249	171.9	232.7	1:51.350	146.19	8.376	10:07:08.146
5 - D3	33.223	42.083	31.401	175.0	233.7	1:46.707	152.55	3.733	10:08:54.853
6 - D3	32.931	41.813	30.419	175.3	235.2	1:45.163	154.79	2.189	10:10:40.016
7 - D3	33.175	41.492	30.248	175.6	235.8	1:44.915	155.16	1.941	10:12:24.931
8 - D3	32.872	41.613	30.287	174.4	236.3	1:44.772	155.37	1.798	10:14:09.703
9 - D3	34.444	47.065	IN PIT	235.2	5:43.676	<b>P</b>	47.36	4:00.702	10:19:53.379
10 - D1	OUTLAP	43.930	30.893	173.9	203.7	1:55.273	141.22	12.299	10:21:48.652
11 - D1	33.560	42.346	30.279	174.7	234.2	1:46.185	153.30	3.211	10:23:34.837
12 - D1	32.819	41.894	31.098	174.7	235.8	1:45.811	153.85	2.837	10:25:20.648
13 - D1	32.883	41.809	30.166	173.6	235.8	1:44.858	155.24	1.884	10:27:05.506
14 - D1	32.862	41.650	30.344	174.1	235.8	1:44.856	155.25	1.882	10:28:50.362
15 - D1	32.896	41.546	30.124	173.6	235.8	1:44.566	155.68	1.592	10:30:34.928
16 - D1	32.821	41.538	29.985	174.7	236.3	1:44.344	156.01	1.370	10:32:19.272
17 - D1	32.950	42.886	IN PIT	235.8	7:36.403	<b>P</b>	35.66	5:53.429	10:39:55.675
18 - D2	OUTLAP	49.921	34.142	172.2	175.6	2:12.411	122.94	29.437	10:42:08.086
19 - D2	35.370	45.537	31.769	173.9	233.7	1:52.676	144.47	9.702	10:44:00.762
20 - D2	33.949	43.815	31.045	175.0	234.2	1:48.809	149.61	5.835	10:45:49.571
21 - D2	33.549	42.883	30.971	171.9	235.2	1:47.403	151.57	4.429	10:47:36.974
22 - D2	33.571	42.780	30.610	173.3	235.2	1:46.961	152.19	3.987	10:49:23.935
23 - D2	37.540	52.581	34.532	174.4	236.3	2:04.653	130.59	21.679	10:51:28.588
24 - D2	33.268	43.582	31.047	174.1	<b>236.8</b>	1:47.897	150.87	4.923	10:53:16.485
25 - D2	33.135	42.817	30.574	172.8	<b>236.8</b>	1:46.526	152.81	3.552	10:55:03.011
26 - D2	34.119	43.205	IN PIT	236.3	5:55.082	<b>P</b>	45.84	4:12.108	11:00:58.093
27 - D2	OUTLAP	50.287	34.963	174.1	125.1	2:15.273	120.34	32.299	11:03:13.366
28 - D2	33.010	42.308	30.242	174.7	234.7	1:45.560	154.21	2.586	11:04:58.926
29 - D2	32.932	41.974	30.324	174.7	235.8	1:45.230	154.70	2.256	11:06:44.156
30 - D2	33.136	43.736	32.586	<b>175.8</b>	235.8	1:49.458	148.72	6.484	11:08:33.614
31 - D2	32.829	45.912	IN PIT	236.3	3:34.288	<b>P</b>	75.96	1:51.314	11:12:07.902
32 - D1	OUTLAP	45.670	30.884	175.0	183.9	1:59.628	136.08	16.654	11:14:07.530
33 - D1	32.987	41.643	29.917	174.7	235.8	1:44.547	155.71	1.573	11:15:52.077
34 - D1	32.625	41.303	29.838	<b>175.8</b>	235.8	1:43.766	<b>(2)</b> 156.88	0.792	11:17:35.843
35 - D1	32.675	41.468	29.805	175.3	235.8	1:43.948	<b>(3)</b> 156.60	0.974	11:19:19.791
36 - D1	32.722	41.684	IN PIT	<b>236.8</b>	3:49.067	<b>P</b>	71.06	2:06.093	11:23:08.858
37 - D3	OUTLAP	43.618	31.723	171.9	188.1	1:57.054	139.07	14.080	11:25:05.912
38 - D3	33.220	41.603	30.194	174.4	234.2	1:45.017	155.01	2.043	11:26:50.929
39 - D3	32.781	41.441	30.042	175.0	235.8	1:44.264	156.13	1.290	11:28:35.193
40 - D3	32.687	41.725	IN PIT	235.8	2:41.583	<b>P</b>	100.74	58.609	11:31:16.776
41 - D3	OUTLAP	44.520	30.970	174.7	196.3	1:57.535	138.50	14.561	11:33:14.311
42 - D3	32.442	<b>40.772</b>	31.265	173.9	234.7	1:44.479	155.81	1.505	11:34:58.790
43 - D3	<b>32.368</b>	40.851	<b>29.755</b>	175.6	235.8	<b>1:42.974</b>	<b>(1)</b> <b>158.09</b>		<b>11:36:41.764</b>
44 - D3	36.688	48.819	38.332	<b>175.8</b>	197.4	2:03.839	131.45	20.865	11:38:45.603
45 - D3	33.800	47.603	IN PIT	235.8	10:09.691	<b>P</b>	26.70	8:26.717	11:48:55.294
46 - D2	OUTLAP	50.583	34.048	173.9	182.1	2:11.552	123.74	28.578	11:51:06.846
47 - D2	33.035	42.582	31.016	173.3	232.7	1:46.633	152.66	3.659	11:52:53.479
48 - D2	32.748	45.579	35.180	173.9	234.2	1:53.507	143.42	10.533	11:54:46.986
49 - D2	32.909	42.001	30.610	174.7	234.2	1:45.520	154.27	2.546	11:56:32.506
50 - D2	32.862	41.565	30.332	174.1	234.7	1:44.759	155.39	1.785	11:58:17.265
51 - D2	33.063	41.749	30.091	174.7	234.7	1:44.903	155.18	1.929	12:00:02.168

Weather / Track : Cloudy / Dry

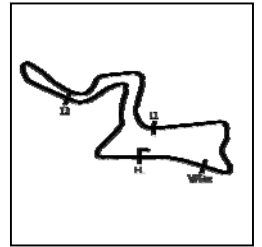
Kyalami Grand Prix Circuit

Circuit Length = 4.522 km

Start: 10:00 Flag 11:59 End: 12:03

# Kyalami 9 Hours

## PAID TEST SESSION 1 - SECTOR ANALYSIS



SECTOR 1 = FL to I1, SECTOR 2 = I1 to I2 SECTOR 3 = I2 to I3, SECTOR 4 = I3 to FL, DIFF = Difference To Personal Best Lap, P = Crossed Finish Line in Pit Lane, D = Time Disallowed

P7 999 Pro		Mercedes-AMG Team GruppeM Racing			Mercedes-AMG GT3				
IDEAL LAP TIME : 1:42.777		BEST LAP TIME : 1:43.001			DIFFERENCE : 0.224				
D1: Maxi BUHK		D2: Maro ENGEL		D3: Raffaele MARCIELLO					
LAP	SECTOR 1	SECTOR 2	SECTOR 3	SPEED TRAP	LAP TIME	KPH	DIFF	TIME OF DAY	
1 - D1	OUTLAP		IN PIT					10:00:58.051	
2 - D3	OUTLAP	47.438	33.917 170.8	181.2	2:06.462	128.72	23.461	10:03:04.513	
3 - D3	34.835	42.967	31.311 172.8	218.1	1:49.113	149.19	6.112	10:04:53.626	
4 - D3	33.765	42.233	30.345 173.3	231.7	1:46.343	153.08	3.342	10:06:39.969	
5 - D3	33.718	42.041	30.171 173.9	233.2	1:45.930	153.67	2.929	10:08:25.899	
6 - D3	41.886	45.015	30.190 174.1	233.7	1:57.091	139.03	14.090	10:10:22.990	
7 - D3	32.853	41.444	30.311 174.4	233.2	1:44.608	155.62	1.607	10:12:07.598	
8 - D3	32.845	41.524	29.781 173.9	232.2	1:44.150	156.30	1.149	10:13:51.748	
9 - D3	32.980	43.467	30.325 174.1	232.7	1:46.772	152.46	3.771	10:15:38.520	
10 - D3	33.112	41.092	IN PIT	233.7	9:05.703	P 29.83	7:22.702	10:24:44.223	
11 - D1	OUTLAP	44.470	31.563 172.8	205.7	1:56.175	140.12	13.174	10:26:40.398	
12 - D1	33.279	42.467	30.890 173.3	232.2	1:46.636	152.66	3.635	10:28:27.034	
13 - D1	33.153	42.086	30.022 173.9	232.7	1:45.261	154.65	2.260	10:30:12.295	
14 - D1	33.126	42.057	29.876 173.9	233.2	1:45.059	154.95	2.058	10:31:57.354	
15 - D1	33.037	41.756	29.808 174.4	233.7	1:44.601	155.63	1.600	10:33:41.955	
16 - D1	33.206	41.721	29.747 174.4	233.2	1:44.674	155.52	1.673	10:35:26.629	
17 - D1	32.956	41.779	29.760 175.0	234.2	1:44.495	155.78	1.494	10:37:11.124	
18 - D1	32.951	41.950	29.885 173.9	<b>235.2</b>	1:44.786	155.35	1.785	10:38:55.910	
19 - D1	32.666	41.375	29.623 173.6	233.2	1:43.664	157.03	0.663	10:40:39.574	
20 - D1	32.485	41.311	29.615 174.1	233.7	1:43.411	157.42	0.410	10:42:22.985	
21 - D1	32.594	41.197	29.618 174.4	233.7	1:43.409	(3) 157.42	0.408	10:44:06.394	
22 - D1	33.228	41.701	IN PIT	233.7	9:06.566	P 29.78	7:23.565	10:53:12.960	
23 - D2	OUTLAP	47.790	33.198 170.8	152.9	2:04.941	130.29	21.940	10:55:17.901	
24 - D2	34.649	44.884	32.085 172.2	220.8	1:51.618	145.84	8.617	10:57:09.519	
25 - D2	33.218	46.783	IN PIT	231.7	2:49.409	P 96.09	1:06.408	10:59:58.928	
26 - D2	OUTLAP	47.900	34.125 172.5	206.5	2:00.646	134.93	17.645	11:01:59.574	
27 - D2	32.980	42.349	30.144 173.9	231.7	1:45.473	154.34	2.472	11:03:45.047	
28 - D2	33.103	41.571	30.395 173.9	232.2	1:45.069	154.93	2.068	11:05:30.116	
29 - D2	32.756	41.585	29.869 174.1	232.7	1:44.210	156.21	1.209	11:07:14.326	
30 - D2	32.619	41.353	29.906 172.8	233.2	1:43.878	156.71	0.877	11:08:58.204	
31 - D2	32.887	41.171	29.768 173.6	233.7	1:43.826	156.79	0.825	11:10:42.030	
32 - D2	32.608	41.160	29.681 173.6	232.7	1:43.449	157.36	0.448	11:12:25.479	
33 - D2	32.577	41.274	29.707 174.1	231.7	1:43.558	157.19	0.557	11:14:09.037	
34 - D2	33.111	42.313	33.774 175.6	234.7	1:49.198	149.07	6.197	11:15:58.235	
35 - D2	<b>32.398</b>	41.214	<b>29.509</b> 175.0	233.7	1:43.121	(2) 157.86	0.120	11:17:41.356	
36 - D2	32.521	41.406	IN PIT	233.7	7:09.980	P 37.86	5:26.979	11:24:51.336	
37 - D3	OUTLAP	42.234	32.579 174.4	202.6	1:56.451	139.79	13.450	11:26:47.787	
38 - D3	32.672	41.746	29.903 174.1	232.7	1:44.321	156.04	1.320	11:28:32.108	
39 - D3	32.919	44.424	39.792 <b>176.1</b>	232.7	1:57.135	138.97	14.134	11:30:29.243	
40 - D3	32.821	41.635	30.114 174.1	233.2	1:44.570	155.67	1.569	11:32:13.813	
41 - D3	32.741	41.296	29.604 174.7	232.7	1:43.641	157.07	0.640	11:33:57.454	
<b>42 - D3</b>	32.602	<b>40.870</b>	29.529 174.7	233.7	<b>1:43.001</b> (1)	<b>158.04</b>		<b>11:35:40.455</b>	
43 - D3	32.579	41.700	IN PIT	234.2	2:40.796	P 101.24	57.795	11:38:21.251	
44 - D3	OUTLAP	40.923	IN PIT	208.4	10:03.260	P 26.98	8:20.259	11:48:24.511	
45 - D3	OUTLAP	43.095	IN PIT	183.9	2:44.553	P 98.92	1:01.552	11:51:09.064	
46 - D3	OUTLAP	41.098	IN PIT	206.8	2:41.542	P 100.77	58.541	11:53:50.606	
47 - D1	OUTLAP	42.090	29.697 175.0	208.4	1:50.129	147.81	7.128	11:55:40.735	
48 - D1	33.018	41.518	IN PIT	233.7	2:34.557	P 105.32	51.556	11:58:15.292	

Weather / Track : Cloudy / Dry

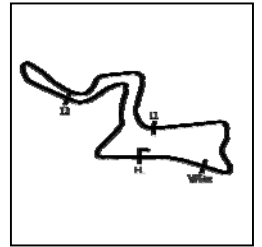
Kyalami Grand Prix Circuit

Circuit Length = 4.522 km

Start: 10:00 Flag 11:59 End: 12:03

# Kyalami 9 Hours

## PAID TEST SESSION 1 - SECTOR ANALYSIS



SECTOR 1 = FL to I1, SECTOR 2 = I1 to I2 SECTOR 3 = I2 to I3, SECTOR 4 = I3 to FL, DIFF = Difference To Personal Best Lap, P = Crossed Finish Line in Pit Lane, D = Time Disallowed

P8 12 Pro		Dinamic Motorsport		Porsche 911 GT3 R				
IDEAL LAP TIME : 1:42.996		BEST LAP TIME : 1:43.019		DIFFERENCE : 0.023				
D1: Laurens VANTHOOR		D2: Earl BAMBER		D3: Matt CAMPBELL				
LAP	SECTOR 1	SECTOR 2	SECTOR 3	SPEED TRAP	LAP TIME	KPH	DIFF	TIME OF DAY
1 - D1			IN PIT					10:01:11.540
2 - D1	OUTLAP		IN PIT	129.3	3:53.332	P 69.76	2:10.313	10:05:04.872
3 - D1	OUTLAP	44.066	31.710	169.5	189.4	1:56.450	139.79	10:07:01.322
4 - D1	33.894	42.427	30.050	173.0	229.7	1:46.371	153.04	10:08:47.693
5 - D1	33.151	42.163	30.297	173.9	231.7	1:45.611	154.14	10:10:33.304
6 - D1	32.780	41.530	29.707	173.0	232.7	1:44.017	156.50	10:12:17.321
7 - D1	32.820	41.338	30.071	173.0	233.7	1:44.229	156.18	10:14:01.550
8 - D1	33.095	42.257	IN PIT	234.2	4:02.835	P 67.03	2:19.816	10:18:04.385
9 - D1	OUTLAP	42.011	29.929	173.6	199.6	2:01.976	133.46	10:20:06.361
10 - D1	32.741	41.717	30.004	172.8	233.2	1:44.462	155.83	10:21:50.823
11 - D1	32.761	41.705	33.832	174.4	233.2	1:48.298	150.31	10:23:39.121
12 - D1	32.592	41.398	29.970	174.1	233.7	1:43.960	156.59	10:25:23.081
13 - D1	33.251	42.516	IN PIT	234.7	3:58.401	P 68.28	2:15.382	10:29:21.482
14 - D2	OUTLAP	44.439	31.073	173.0	165.6	1:57.857	138.12	10:31:19.339
15 - D2	33.350	41.978	1:30.898	233.7	2:46.226	97.93	1:03.207	10:34:05.565
16 - D2	36.304	42.166	IN PIT	210.5	14:54.563	P 18.19	13:11.544	10:49:00.128
17 - D2	OUTLAP	42.118	30.333	172.2	183.0	1:53.033	144.02	10:50:53.161
18 - D2	32.970	42.345	30.010	172.8	231.7	1:45.325	154.56	10:52:38.486
19 - D2	33.012	42.390	30.166	173.0	233.2	1:45.568	154.20	10:54:24.054
20 - D2	32.909	41.439	31.499	173.0	233.2	1:45.847	153.79	10:56:09.901
21 - D2	32.881	41.251	29.925	173.3	233.2	1:44.057	156.44	10:57:53.958
22 - D2	32.626	40.979	29.977	173.3	233.2	1:43.582 (2)	157.16	10:59:37.540
23 - D2	32.829	41.652	IN PIT	233.2	5:07.580	P 52.92	3:24.561	11:04:45.120
24 - D2	OUTLAP	43.178	31.859	173.3	159.0	1:56.420	139.83	11:06:41.540
25 - D2	33.054	41.149	31.226	172.8	231.7	1:45.429	154.40	11:08:26.969
26 - D2	33.433	41.242	29.901	173.3	232.2	1:44.576	155.66	11:10:11.545
27 - D2	32.746	41.406	29.832	173.0	232.7	1:43.984	156.55	11:11:55.529
28 - D2	32.747	41.540	29.817	173.9	232.7	1:44.104	156.37	11:13:39.633
29 - D2	32.685	41.226	29.807	173.6	232.7	1:43.718	156.95	11:15:23.351
30 - D2	32.687	41.223	35.784	174.7	234.2	1:49.694	148.40	11:17:13.045
31 - D2	32.789	42.002	IN PIT	234.2	3:27.844	P 78.32	1:44.825	11:20:40.889
32 - D3	OUTLAP	44.620	30.700	173.6	154.9	1:57.968	137.99	11:22:38.857
33 - D3	32.823	42.610	30.180	173.0	233.2	1:45.613	154.14	11:24:24.470
34 - D3	32.830	41.790	29.833	172.5	233.2	1:44.453	155.85	11:26:08.923
35 - D3	32.632	46.237	30.880	174.7	232.7	1:49.749	148.33	11:27:58.672
36 - D3	32.650	41.674	31.709	164.1	233.2	1:46.033	153.52	11:29:44.705
37 - D3	33.790	41.459	31.149	175.6	233.6	1:46.398	153.00	11:31:31.103
38 - D3	32.708	41.995	31.137	176.1	234.7	1:45.840	153.80	11:33:16.943
39 - D3	33.285	41.530	29.832	173.9	235.2	1:44.647	155.56	11:35:01.590
40 - D3	32.620	41.978	IN PIT	234.7	4:03.131	P 66.95	2:20.112	11:39:04.721
41 - D3	OUTLAP	43.598	32.526	174.1	173.0	10:56.793	24.78	11:50:01.514
42 - D3	32.619	41.279	33.633	174.4	231.7	1:47.531	151.39	11:51:49.045
43 - D3	32.516	40.831	29.672	172.5	232.2	1:43.019 (1)	158.02	11:53:32.064
44 - D3	32.532	42.401	31.154	174.4	232.2	1:46.087	153.45	11:55:18.151
45 - D3	32.765	41.121	29.755	172.2	232.2	1:43.641 (3)	157.07	11:57:01.792
46 - D3	32.591	41.130	30.462	173.3	231.2	1:44.183	156.25	11:58:45.975

Weather / Track : Cloudy / Dry

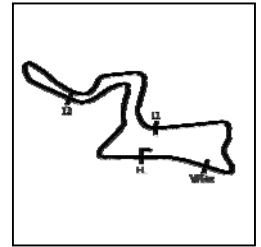
Kyalami Grand Prix Circuit

Circuit Length = 4.522 km

Start: 10:00 Flag 11:59 End: 12:03

# Kyalami 9 Hours

## PAID TEST SESSION 1 - SECTOR ANALYSIS



SECTOR 1 = FL to I1, SECTOR 2 = I1 to I2 SECTOR 3 = I2 to I3, SECTOR 4 = I3 to FL, DIFF = Difference To Personal Best Lap, P = Crossed Finish Line in Pit Lane, D = Time Disallowed

P9 911 Pro		KUS Team 75 Bernhard			Porsche 911 GT3 R				
IDEAL LAP TIME : 1:43.058		BEST LAP TIME : 1:43.242			DIFFERENCE : 0.184				
D1: Romain DUMAS		D2: Dirk WERNER			D3: Sven MUELLER				
LAP	SECTOR 1	SECTOR 2	SECTOR 3	SPEED TRAP	LAP TIME	KPH	DIFF	TIME OF DAY	
1 - D1			IN PIT					10:00:17.620	
2 - D2	OUTLAP	54.980	36.349	168.2	2:19.368	116.80	36.126	10:02:36.988	
3 - D2	39.897	49.048	32.944	172.2	2:01.889	133.55	18.647	10:04:38.877	
4 - D2	36.894	46.448	31.804	172.2	1:55.146	141.37	11.904	10:06:34.023	
5 - D2	34.837	44.484	31.396	173.0	1:50.717	147.03	7.475	10:08:24.740	
6 - D2	34.489	44.613	31.655	<b>173.9</b>	1:50.757	146.98	7.515	10:10:15.497	
7 - D2	33.471	44.371	31.177	<b>173.9</b>	1:49.019	149.32	5.777	10:12:04.516	
8 - D2	34.407	47.012	IN PIT	234.2	3:16.781	<b>P</b> 82.72	1:33.539	10:15:21.297	
9 - D2	OUTLAP	43.909	30.921	173.0	1:54.473	142.20	11.231	10:17:15.770	
10 - D2	33.447	43.308	IN PIT	233.7	3:07.364	<b>P</b> 86.88	1:24.122	10:20:23.134	
11 - D2	OUTLAP	43.674	IN PIT	206.5	12:09.076	<b>P</b> 22.32	10:25.834	10:32:32.210	
12 - D2	OUTLAP	44.883	31.316	170.6	1:58.750	137.08	15.508	10:34:30.960	
13 - D2	33.829	42.088	30.186	172.8	1:46.103	153.42	2.861	10:36:17.063	
14 - D2	33.133	41.878	30.359	172.5	1:45.370	154.49	2.128	10:38:02.433	
15 - D2	32.699	41.461	29.805	172.5	1:43.965	156.58	0.723	10:39:46.398	
16 - D2	32.873	42.109	29.943	172.5	1:44.925	155.15	1.683	10:41:31.323	
17 - D2	32.963	41.615	31.021	172.5	1:45.599	154.16	2.357	10:43:16.922	
18 - D2	32.959	41.749	29.981	173.3	1:44.689	155.50	1.447	10:45:01.611	
19 - D2	32.782	41.902	30.872	171.4	1:45.556	154.22	2.314	10:46:47.167	
20 - D2	33.093	42.150	30.042	172.5	1:45.285	154.62	2.043	10:48:32.452	
21 - D2	32.979	41.937	29.860	172.2	1:44.776	155.37	1.534	10:50:17.228	
22 - D2	32.941	41.747	30.897	171.9	1:45.585	154.18	2.343	10:52:02.813	
23 - D2	33.075	42.089	30.127	172.2	1:45.291	154.61	2.049	10:53:48.104	
24 - D2	32.925	41.385	29.860	172.2	1:44.170	156.27	0.928	10:55:32.274	
25 - D2	32.644	41.656	29.821	172.2	1:44.121	156.34	0.879	10:57:16.395	
26 - D2	32.710	41.320	29.844	172.5	1:43.874	156.72	0.632	10:59:00.269	
27 - D2	32.734	41.826	29.999	172.2	1:44.559	155.69	1.317	11:00:44.828	
28 - D2	32.771	41.553	29.784	172.2	1:44.108	156.36	0.866	11:02:28.936	
29 - D2	32.755	41.550	29.881	172.2	1:44.186	156.25	0.944	11:04:13.122	
30 - D2	<b>32.585</b>	41.515	29.790	172.2	1:43.890	156.69	0.648	11:05:57.012	
31 - D2	33.110	41.422	29.964	173.0	1:44.496	155.78	1.254	11:07:41.508	
32 - D2	32.929	41.732	IN PIT	232.7	3:44.890	<b>P</b> 72.38	2:01.648	11:11:26.398	
33 - D3	OUTLAP	44.617	32.360	171.9	1:56.787	139.39	13.545	11:13:23.185	
34 - D3	33.155	43.370	31.028	173.0	1:47.553	151.35	4.311	11:15:10.738	
35 - D3	32.904	42.479	30.293	173.0	1:45.676	154.04	2.434	11:16:56.414	
36 - D3	32.821	42.010	30.214	173.0	1:45.045	154.97	1.803	11:18:41.459	
37 - D3	33.079	42.214	30.062	172.5	1:45.355	154.51	2.113	11:20:26.814	
38 - D3	32.764	41.953	29.774	172.5	1:44.491	155.79	1.249	11:22:11.305	
39 - D3	32.838	42.393	30.052	172.2	1:45.283	154.62	2.041	11:23:56.588	
40 - D3	32.860	41.623	29.842	171.7	1:44.325	156.04	1.083	11:25:40.913	
41 - D3	32.953	41.569	29.893	171.4	1:44.415	155.90	1.173	11:27:25.328	
42 - D3	32.786	41.418	29.764	173.0	1:43.968	156.57	0.726	11:29:09.296	
43 - D3	32.698	41.649	29.841	173.0	1:44.188	156.24	0.946	11:30:53.484	
44 - D3	32.769	41.468	30.019	173.3	1:44.256	156.14	1.014	11:32:37.740	
45 - D3	33.305	42.032	31.357	173.3	1:46.694	152.57	3.452	11:34:24.434	
46 - D3	32.679	41.445	29.686	173.6	1:43.810	<b>(2)</b> 156.81	0.568	11:36:08.244	
47 - D3	OUTLAP	43.870	30.853	170.8	170.0	13:50.905	19.59	12:07.663	
48 - D3	33.646	41.846	31.703	173.6	1:47.195	151.86	3.953	11:51:46.344	
49 - D3	32.769	<b>41.053</b>	<b>29.420</b>	171.9	231.2	<b>1:43.242 (1)</b>	<b>157.68</b>	<b>11:53:29.586</b>	
50 - D3	32.792	41.286	32.169	172.2	231.7	1:46.247	3.005	11:55:15.833	
51 - D3	32.692	41.424	29.733	172.2	231.2	<b>(3)</b> 1:43.849	0.607	11:56:59.682	

Weather / Track : Cloudy / Dry

Kyalami Grand Prix Circuit

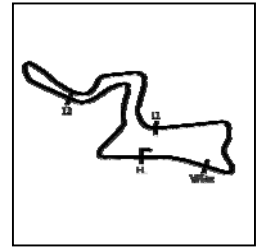
Circuit Length = 4.522 km

Start: 10:00 Flag 11:59 End: 12:03



# Kyalami 9 Hours

## PAID TEST SESSION 1 - SECTOR ANALYSIS



SECTOR 1 = FL to I1, SECTOR 2 = I1 to I2 SECTOR 3 = I2 to I3, SECTOR 4 = I3 to FL, DIFF = Difference To Personal Best Lap, P = Crossed Finish Line in Pit Lane, D = Time Disallowed

P10 20 Pro		GPX Racing		Porsche 911 GT3 R					
IDEAL LAP TIME : 1:43.054		BEST LAP TIME : 1:43.252		DIFFERENCE : 0.198					
D1: Michael CHRISTENSEN		D2: Kevin ESTRE		D3: Richard LIETZ					
LAP	SECTOR 1	SECTOR 2	SECTOR 3	SPEED TRAP	LAP TIME	KPH	DIFF	TIME OF DAY	
1 - D1			IN PIT					10:15:23.893	
2 - D2	OUTLAP	48.429	34.506	170.3	2:09.427	125.77	26.175	10:17:33.320	
3 - D2	34.564	43.361	30.511	172.2	1:48.436	150.12	5.184	10:19:21.756	
4 - D2	33.399	41.833	29.932	171.4	1:45.164	154.79	1.912	10:21:06.920	
5 - D2	32.994	41.965	30.082	173.9	1:45.041	154.97	1.789	10:22:51.961	
6 - D2	32.928	41.706	29.851	173.3	1:44.485	155.80	1.233	10:24:36.446	
7 - D2	32.820	41.228	29.818	172.8	1:43.866	156.73	0.614	10:26:20.312	
8 - D2	33.032	41.308	29.728	173.3	1:44.068	156.42	0.816	10:28:04.380	
9 - D2	33.091	41.194	29.686	173.3	1:43.971	156.57	0.719	10:29:48.351	
10 - D2	32.718	41.456	29.925	173.6	1:44.099	156.38	0.847	10:31:32.450	
11 - D2	33.192	41.756	IN PIT	233.7	8:02.475	33.74	6:19.223	10:39:34.925	
12 - D2	OUTLAP	41.658	31.741	173.3	1:52.395	144.83	9.143	10:41:27.320	
13 - D2	32.806	41.860	29.910	173.6	1:44.576	155.66	1.324	10:43:11.896	
14 - D2	32.845	41.303	29.877	173.9	1:44.025	156.49	0.773	10:44:55.921	
15 - D2	32.899	42.437	33.001	173.6	1:48.337	150.26	5.085	10:46:44.258	
16 - D2	32.780	41.289	29.639	173.3	1:43.708	156.97	0.456	10:48:27.966	
17 - D2	32.592	41.150	IN PIT	233.2	3:59.588	67.94	2:16.336	10:52:27.554	
18 - D1	OUTLAP	43.249	31.119	173.0	1:53.546	143.37	10.294	10:54:21.100	
19 - D1	34.103	41.878	30.510	173.3	1:46.491	152.86	3.239	10:56:07.591	
20 - D1	33.042	41.716	30.086	172.8	1:44.844	155.27	1.592	10:57:52.435	
21 - D1	32.818	41.627	29.986	173.3	1:44.431	155.88	1.179	10:59:36.866	
22 - D1	32.778	41.544	29.782	173.9	1:44.104	156.37	0.852	11:01:20.970	
23 - D1	32.574	41.173	29.840	172.8	1:43.587	(3) 157.15	0.335	11:03:04.557	
24 - D1	32.647	41.597	31.871	174.4	1:46.115	153.41	2.863	11:04:50.672	
25 - D1	32.672	41.205	29.985	174.1	1:43.862	156.73	0.610	11:06:34.534	
26 - D1	32.565	40.953	29.734	173.9	1:43.252	(1) 157.66		11:08:17.786	
27 - D1	32.736	42.045	IN PIT	234.2	3:27.752	78.35	1:44.500	11:11:45.538	
28 - D3	OUTLAP	45.349	32.001	173.0	2:04.143	131.13	20.891	11:13:49.681	
29 - D3	35.539	44.302	31.167	173.9	1:51.008	146.64	7.756	11:15:40.689	
30 - D3	33.300	42.478	30.481	174.4	1:46.259	153.20	3.007	11:17:26.948	
31 - D3	32.824	41.894	30.143	174.4	1:44.861	155.24	1.609	11:19:11.809	
32 - D3	32.582	41.877	30.093	173.0	1:44.552	155.70	1.300	11:20:56.361	
33 - D3	32.942	42.002	30.087	173.3	1:45.031	154.99	1.779	11:22:41.392	
34 - D3	32.720	41.742	30.195	174.1	1:44.657	155.54	1.405	11:24:26.049	
35 - D3	32.619	41.646	30.041	174.4	1:44.306	156.07	1.054	11:26:10.355	
36 - D3	32.662	42.440	30.045	174.1	1:45.147	154.82	1.895	11:27:55.502	
37 - D3	32.619	41.256	29.754	173.9	1:43.629	157.09	0.377	11:29:39.131	
38 - D3	34.019	43.685	IN PIT	231.2	18:30.868	14.65	16:47.616	11:48:09.999	
39 - D3	OUTLAP	48.868	37.196	149.3	2:13.263	122.15	30.011	11:50:23.262	
40 - D3	38.301	49.871	33.805	171.1	2:01.977	133.46	18.725	11:52:25.239	
41 - D3	36.951	45.248	32.909	154.7	1:55.108	141.42	11.856	11:54:20.347	
42 - D3	39.256	46.138	32.474	171.4	1:57.868	138.11	14.616	11:56:18.215	
43 - D3	33.158	43.012	30.585	172.8	1:46.755	152.49	3.503	11:58:04.970	
44 - D3	33.017	41.519	29.894	173.0	1:44.430	155.88	1.178	11:59:49.400	
45 - D3	32.636	41.087	29.536	173.9	1:43.259	(2) 157.65	0.007	12:01:32.659	

Weather / Track : Cloudy / Dry

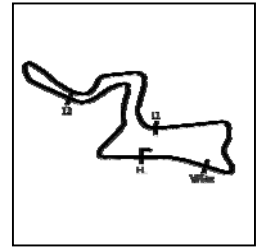
Kyalami Grand Prix Circuit

Circuit Length = 4.522 km

Start: 10:00 Flag 11:59 End: 12:03

# Kyalami 9 Hours

## PAID TEST SESSION 1 - SECTOR ANALYSIS



SECTOR 1 = FL to I1, SECTOR 2 = I1 to I2 SECTOR 3 = I2 to I3, SECTOR 4 = I3 to FL, DIFF = Difference To Personal Best Lap, P = Crossed Finish Line in Pit Lane, D = Time Disallowed

P11 30 Pro		Honda Team Motul		Honda NSX GT3 2019					
IDEAL LAP TIME : 1:43.228		BEST LAP TIME : 1:43.259		DIFFERENCE : 0.031					
D1: Marco BONANOMI		D2: Bertrand BAGUETTE		D3: Dane CAMERON					
LAP	SECTOR 1	SECTOR 2	SECTOR 3	SPEED TRAP	LAP TIME	KPH	DIFF	TIME OF DAY	
1 - D1			IN PIT					10:01:08.190	
2 - D3	OUTLAP		IN PIT	129.9	5:22.269	P		10:06:30.459	
3 - D3	OUTLAP	51.826	31.870 174.1	108.2	2:05.472		3:39.010	10:08:35.931	
4 - D3	34.414	43.147	30.730 175.3	234.2	1:48.291	129.74	22.213	10:10:24.222	
5 - D3	33.350	42.816	30.194 175.0	236.8	1:46.360	150.32	5.032	10:12:10.582	
6 - D3	33.149	42.853	30.417 175.0	235.8	1:46.419	153.05	3.101	10:13:57.001	
7 - D3	33.062	43.312	30.509 175.3	236.8	1:46.883	152.97	3.160	10:15:43.884	
8 - D3	33.672	42.835	30.692 175.3	<b>237.8</b>	1:47.199	152.30	3.624	10:17:31.083	
9 - D3	35.982	43.523	IN PIT	237.3	4:30.035	P	60.28	10:22:01.118	
10 - D3	OUTLAP	42.474	30.308 174.4	206.1	1:51.818	145.58	8.559	10:23:52.936	
11 - D3	32.945	41.780	31.865 173.6	235.2	1:46.590	152.72	3.331	10:25:39.526	
12 - D3	33.224	42.017	30.080 174.4	235.2	1:45.321	154.56	2.062	10:27:24.847	
13 - D3	32.924	41.952	30.161 174.1	235.8	1:45.037	154.98	1.778	10:29:09.884	
14 - D3	32.948	41.757	30.136 174.4	235.8	1:44.841	155.27	1.582	10:30:54.725	
15 - D3	33.153	41.930	IN PIT	236.3	2:46.089	P	98.01	10:33:40.814	
16 - D2	OUTLAP	43.431	31.714 173.3	206.8	1:54.207	142.54	10.948	10:35:35.021	
17 - D2	33.358	42.478	30.374 173.0	235.2	1:46.210	153.27	2.951	10:37:21.231	
18 - D2	33.076	42.120	30.338 173.6	234.7	1:45.534	154.25	2.275	10:39:06.765	
19 - D2	33.020	42.261	30.294 174.1	234.7	1:45.575	154.19	2.316	10:40:52.340	
20 - D2	32.835	42.149	30.114 173.3	235.2	1:45.098	154.89	1.839	10:42:37.438	
21 - D2	32.885	41.764	30.088 173.9	234.7	1:44.737	155.42	1.478	10:44:22.175	
22 - D2	32.809	41.920	30.249 175.3	235.2	1:44.978	155.07	1.719	10:46:07.153	
23 - D2	33.040	42.501	IN PIT	236.8	5:12.504	P	52.09	10:51:19.657	
24 - D2	OUTLAP	41.938	31.477 175.0	204.1	1:52.956	144.11	9.697	10:53:12.613	
25 - D2	32.760	42.271	29.988 174.1	235.2	1:45.019	155.01	1.760	10:54:57.632	
26 - D2	32.658	41.800	30.053 174.7	235.8	1:44.511	155.76	1.252	10:56:42.143	
27 - D2	32.542	41.518	29.928 175.0	235.2	1:43.988	156.54	0.729	10:58:26.131	
28 - D2	32.717	42.632	IN PIT	234.7	5:16.879	P	51.37	11:03:43.010	
29 - D1	OUTLAP	47.254	32.846 174.7	200.0	2:01.145	134.37	17.886	11:05:44.155	
30 - D1	33.765	43.577	30.802 174.4	235.2	1:48.144	150.53	4.885	11:07:32.299	
31 - D1	33.390	42.785	30.943 173.6	235.8	1:47.118	151.97	3.859	11:09:19.417	
32 - D1	33.063	42.496	30.447 175.0	234.7	1:46.006	153.56	2.747	11:11:05.423	
33 - D1	32.916	42.027	30.191 174.1	234.7	1:45.134	154.84	1.875	11:12:50.557	
34 - D1	32.837	41.865	30.259 175.0	234.7	1:44.961	155.09	1.702	11:14:35.518	
35 - D1	32.769	41.723	30.264 <b>175.6</b>	235.2	1:44.756	155.40	1.497	11:16:20.274	
36 - D1	32.721	41.910	30.297 175.3	236.3	1:44.928	155.14	1.669	11:18:05.202	
37 - D1	32.919	42.893	IN PIT	235.8	4:05.320	P	66.35	11:22:10.522	
38 - D1	OUTLAP	42.982	30.486 174.7	208.0	1:51.829	145.57	8.570	11:24:02.351	
39 - D1	32.958	42.459	30.290 174.1	235.8	1:45.707	154.00	2.448	11:25:48.058	
40 - D1	32.790	41.885	30.186 175.0	235.2	1:44.861	155.24	1.602	11:27:32.919	
41 - D1	32.527	41.512	29.936 175.3	235.2	1:43.975	156.56	0.716	11:29:16.894	
42 - D1	32.999	42.238	IN PIT	236.3	9:55.839	P	27.32	11:39:12.733	
43 - D2	OUTLAP	49.498	IN PIT	205.3	10:22.276	P	26.16	11:49:35.009	
44 - D2	OUTLAP	45.075	32.681 171.9	202.6	1:59.077	136.71	15.818	11:51:34.086	
45 - D2	33.889	41.850	29.698 175.0	232.2	1:45.437	154.39	2.178	11:53:19.523	
46 - D2	<b>32.272</b>	41.991	29.696 <b>175.6</b>	235.2	1:43.959	156.59	0.700	11:55:03.482	
<b>47 - D2</b>	32.287	<b>41.326</b>	29.646 175.3	235.8	<b>1:43.259 (1)</b>	<b>157.65</b>		<b>11:56:46.741</b>	
48 - D2	32.367	41.485	<b>29.630</b> 175.0	234.2	1:43.482 <b>(2)</b>	157.31	0.223	11:58:30.223	
49 - D2	32.417	41.410	29.738 175.3	234.7	1:43.565 <b>(3)</b>	157.18	0.306	12:00:13.788	

Weather / Track : Cloudy / Dry

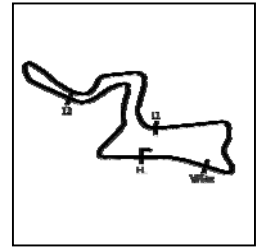
Kyalami Grand Prix Circuit

Circuit Length = 4.522 km

Start: 10:00 Flag 11:59 End: 12:03

# Kyalami 9 Hours

## PAID TEST SESSION 1 - SECTOR ANALYSIS



SECTOR 1 = FL to I1, SECTOR 2 = I1 to I2 SECTOR 3 = I2 to I3, SECTOR 4 = I3 to FL, DIFF = Difference To Personal Best Lap, P = Crossed Finish Line in Pit Lane, D = Time Disallowed

P12 34 Pro		Walkenhorst Motorsport			BMW M6 GT3				
IDEAL LAP TIME : 1:43.120		BEST LAP TIME : 1:43.276			DIFFERENCE : 0.156				
D1: Christian KROGNES		D2: Mikkel JENSEN			D3: Nicky CATSBURG				
LAP	SECTOR 1	SECTOR 2	SECTOR 3	SPEED TRAP	LAP TIME	KPH	DIFF	TIME OF DAY	
1 - D1			IN PIT					10:01:17.334	
2 - D1	OUTLAP		IN PIT	162.6	4:20.934	62.38		10:05:38.268	
3 - D1	OUTLAP	43.751	30.634	173.9	1:56.657	139.54	13.381	10:07:34.925	
4 - D1	33.613	42.018	30.265	173.3	234.7	1:45.896	2.620	10:09:20.821	
5 - D1	33.163	41.664	30.387	173.3	233.7	1:45.214	1.938	10:11:06.035	
6 - D1	33.120	41.605	30.227	173.0	235.2	1:44.952	1.676	10:12:50.987	
7 - D1	33.290	41.674	30.146	173.9	235.2	1:45.110	1.834	10:14:36.097	
8 - D1	33.100	41.617	29.961	173.6	235.8	1:44.678	1.402	10:16:20.775	
9 - D1	33.203	42.305	IN PIT	235.2	5:51.343	46.33	4:08.067	10:22:12.118	
10 - D1	OUTLAP	43.275	30.930	174.1	204.9	1:54.117	10.841	10:24:06.235	
11 - D1	32.863	41.474	30.229	173.6	234.2	1:44.566	1.290	10:25:50.801	
12 - D1	32.867	41.385	29.948	173.9	235.2	1:44.200	0.924	10:27:35.001	
13 - D1	32.733	41.418	29.850	174.7	235.8	1:44.001	0.725	10:29:19.002	
14 - D1	32.784	42.367	30.352	175.3	236.8	1:45.503	2.227	10:31:04.505	
15 - D1	32.832	41.505	29.934	174.4	236.8	1:44.271	0.995	10:32:48.776	
16 - D1	32.787	41.576	IN PIT	236.3	4:28.025	60.73	2:44.749	10:37:16.801	
17 - D2	OUTLAP	42.849	30.432	173.0	200.7	1:52.855	9.579	10:39:09.656	
18 - D2	33.468	41.948	30.288	173.3	235.2	1:45.704	2.428	10:40:55.360	
19 - D2	33.325	41.480	30.093	173.9	236.8	1:44.898	1.622	10:42:40.258	
20 - D2	33.010	41.576	30.215	174.1	236.8	1:44.801	1.525	10:44:25.059	
21 - D2	33.333	41.566	29.935	174.7	237.3	1:44.834	1.558	10:46:09.893	
22 - D2	32.776	42.184	30.453	175.0	236.8	1:45.413	2.137	10:47:55.306	
23 - D2	32.750	41.460	30.088	175.0	237.3	1:44.298	1.022	10:49:39.604	
24 - D2	32.763	41.232	29.745	174.4	237.3	1:43.740	0.464	10:51:23.344	
25 - D2	32.658	42.883	30.095	173.9	236.8	1:45.636	2.360	10:53:08.980	
26 - D2	32.831	41.338	29.735	173.9	237.3	1:43.904	0.628	10:54:52.884	
27 - D2	32.570	<b>41.127</b>	32.014	174.7	<b>238.4</b>	1:45.711	2.435	10:56:38.595	
28 - D2	32.499	41.132	29.704	<b>175.8</b>	237.8	1:43.335	(2) 0.059	10:58:21.930	
29 - D2	32.615	42.339	30.890	175.3	237.8	1:45.844	2.568	11:00:07.774	
30 - D2	32.946	41.927	IN PIT	237.8	3:51.527	70.31	2:08.251	11:03:59.301	
31 - D3	OUTLAP	43.287	30.480	173.6	167.4	1:54.591	142.06	11:05:53.892	
32 - D3	33.765	44.431	31.486	175.0	236.8	1:49.682	6.406	11:07:43.574	
33 - D3	33.230	42.157	30.063	174.1	237.3	1:45.450	2.174	11:09:29.024	
34 - D3	33.167	41.820	29.874	174.4	237.8	1:44.861	1.585	11:11:13.885	
35 - D3	33.852	41.772	30.258	175.0	237.3	1:45.882	2.606	11:12:59.767	
36 - D3	32.595	42.517	30.035	<b>175.8</b>	237.3	1:45.147	1.871	11:14:44.914	
37 - D3	32.593	42.187	29.722	175.3	237.8	1:44.502	1.226	11:16:29.416	
38 - D3	32.583	41.530	<b>29.575</b>	<b>175.8</b>	237.8	1:43.688	0.412	11:18:13.104	
39 - D3	32.735	41.472	IN PIT	<b>238.4</b>	3:41.588	73.46	1:58.312	11:21:54.692	
40 - D1	OUTLAP	43.148	30.536	175.6	207.6	1:53.862	10.586	11:23:48.554	
41 - D1	32.661	41.391	29.826	174.1	237.3	1:43.878	0.602	11:25:32.432	
42 - D1	32.537	41.304	29.769	<b>175.8</b>	237.8	1:43.610	(3) 0.334	11:27:16.042	
43 - D1	32.666	41.584	29.789	175.6	237.8	1:44.039	0.763	11:29:00.081	
44 - D1	32.465	41.460	IN PIT	<b>238.4</b>	7:04.963	38.30	5:21.687	11:36:05.044	
45 - D3	OUTLAP	44.662	30.666	175.3	167.1	1:59.561	136.15	11:38:04.605	
46 - D3	32.509	44.211	33.017	175.3	235.8	1:49.737	6.461	11:39:54.342	
47 - D3	34.353	1:04.595	IN PIT	237.3	8:22.345	32.40	6:39.069	11:48:16.687	
48 - D3	OUTLAP	43.143	35.320	174.1	180.3	2:00.440	135.16	11:50:17.127	
49 - D3	32.740	41.307	29.819	174.1	236.3	1:43.866	0.590	11:52:00.993	
50 - D3	32.450	41.146	29.680	175.3	236.8	<b>1:43.276</b>	(1) <b>157.62</b>	<b>11:53:44.269</b>	
51 - D3	32.533	44.415	31.903	175.0	<b>238.4</b>	1:48.851	5.575	11:55:33.120	
52 - D3	<b>32.418</b>	41.768	29.873	173.9	236.8	1:44.059	0.783	11:57:17.179	

Weather / Track : Cloudy / Dry

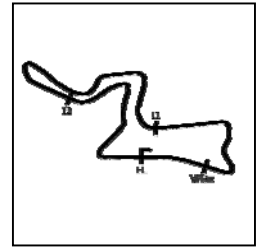
Kyalami Grand Prix Circuit

Circuit Length = 4.522 km

Start: 10:00 Flag 11:59 End: 12:03

# Kyalami 9 Hours

## PAID TEST SESSION 1 - SECTOR ANALYSIS



SECTOR 1 = FL to I1, SECTOR 2 = I1 to I2 SECTOR 3 = I2 to I3, SECTOR 4 = I3 to FL, DIFF = Difference To Personal Best Lap, P = Crossed Finish Line in Pit Lane, D = Time Disallowed

P13 42 Pro		BMW Team Schnitzer		BMW M6 GT3					
IDEAL LAP TIME : 1:43.149		BEST LAP TIME : 1:43.321		DIFFERENCE : 0.172					
D1: Martin TOMCZYK		D2: Sheldon VAN DER LINDE		D3: Augusto FARFUS					
LAP	SECTOR 1	SECTOR 2	SECTOR 3	SPEED TRAP	LAP TIME	KPH	DIFF	TIME OF DAY	
1 - D1			IN PIT					10:00:21.108	
2 - D2	OUTLAP	50.767	33.473	166.6	145.3	2:12.417	122.93	29.096	10:02:33.525
3 - D2	34.465	43.009	30.942	174.7	229.7	1:48.416	150.15	5.095	10:04:21.941
4 - D2	33.214	41.341	29.968	174.7	235.8	1:44.523	155.74	1.202	10:06:06.464
5 - D2	32.848	41.060	30.129	174.4	236.8	1:44.037	156.47	0.716	10:07:50.501
6 - D2	32.857	41.375	30.147	174.7	236.3	1:44.379	155.96	1.058	10:09:34.880
7 - D2	32.840	41.301	30.145	174.4	236.8	1:44.286	156.10	0.965	10:11:19.166
8 - D2	32.864	41.184	30.072	173.9	235.8	1:44.120	156.35	0.799	10:13:03.286
9 - D2	33.049	41.606	30.252	173.9	236.3	1:44.907	155.17	1.586	10:14:48.193
10 - D2	32.941	41.511	30.107	174.1	236.3	1:44.559	155.69	1.238	10:16:32.752
11 - D2	33.397	43.233	IN PIT		237.3	4:11.219	P 64.80	2:27.898	10:20:43.971
12 - D2	OUTLAP	43.126	30.974	174.7	169.8	1:54.965	141.60	11.644	10:22:38.936
13 - D2	32.948	41.649	30.075	174.1	235.8	1:44.672	155.52	1.351	10:24:23.608
14 - D2	32.751	41.440	30.020	174.1	235.8	1:44.211	156.21	0.890	10:26:07.819
15 - D2	32.906	41.867	30.912	175.8	236.3	1:45.685	154.03	2.364	10:27:53.504
16 - D2	32.793	41.515	30.138	174.7	236.8	1:44.446	155.86	1.125	10:29:37.950
17 - D2	32.781	41.432	29.991	174.4	236.8	1:44.204	156.22	0.883	10:31:22.154
18 - D2	32.817	41.521	30.726	168.7	237.8	1:45.064	154.94	1.743	10:33:07.218
19 - D2	33.190	41.398	30.033	174.1	235.8	1:44.621	155.60	1.300	10:34:51.839
20 - D2	33.078	43.078	IN PIT		237.8	3:09.594	P 85.86	1:26.273	10:38:01.433
21 - D1	OUTLAP	44.164	30.974	173.3	197.4	1:56.709	139.48	13.388	10:39:58.142
22 - D1	33.459	42.994	31.170	172.2	234.2	1:47.623	151.26	4.302	10:41:45.765
23 - D1	33.300	42.318	31.170	171.9	234.2	1:46.788	152.44	3.467	10:43:32.553
24 - D1	33.315	42.260	30.427	174.1	234.7	1:46.002	153.57	2.681	10:45:18.555
25 - D1	33.146	42.044	30.248	172.5	234.7	1:45.438	154.39	2.117	10:47:03.993
26 - D1	33.254	42.057	30.309	172.8	235.2	1:45.620	154.12	2.299	10:48:49.613
27 - D1	33.012	42.080	29.954	173.6	235.8	1:45.046	154.97	1.725	10:50:34.659
28 - D1	32.972	41.872	30.059	172.5	235.2	1:44.903	155.18	1.582	10:52:19.562
29 - D1	33.013	41.881	31.616	173.0	235.8	1:46.510	152.84	3.189	10:54:06.072
30 - D1	32.889	41.854	30.099	173.0	235.8	1:44.842	155.27	1.521	10:55:50.914
31 - D1	33.070	41.713	30.039	172.8	235.2	1:44.822	155.30	1.501	10:57:35.736
32 - D1	32.909	41.759	29.921	173.9	235.2	1:44.589	155.64	1.268	10:59:20.325
33 - D1	32.844	41.998	29.971	172.8	235.2	1:44.813	155.31	1.492	11:01:05.138
34 - D1	32.847	42.017	30.119	174.1	235.8	1:44.983	155.06	1.662	11:02:50.121
35 - D1	33.466	43.863	IN PIT		235.2	3:42.517	P 73.15	1:59.196	11:06:32.638
36 - D1	OUTLAP	47.933	31.674	171.9	194.5	2:03.089	132.25	19.768	11:08:35.727
37 - D1	33.657	42.460	30.018	174.4	233.7	1:46.135	153.38	2.814	11:10:21.862
38 - D1	32.701	41.489	29.717	173.9	234.7	1:43.907	(3) 156.67	0.586	11:12:05.769
39 - D1	32.594	41.560	30.169	173.0	235.2	1:44.323	156.04	1.002	11:13:50.092
40 - D1	33.958	42.052	30.009	173.9	234.7	1:46.019	153.54	2.698	11:15:36.111
41 - D1	32.666	41.631	29.802	173.9	236.3	1:44.099	156.38	0.778	11:17:20.210
42 - D1	32.758	41.440	29.964	174.1	236.3	1:44.162	156.28	0.841	11:19:04.372
43 - D1	32.686	41.429	29.936	173.9	237.3	1:44.051	156.45	0.730	11:20:48.423
44 - D1	32.836	41.558	29.903	173.9	236.8	1:44.297	156.08	0.976	11:22:32.720
45 - D1	32.956	43.079	IN PIT		236.3	3:07.078	P 87.01	1:23.757	11:25:39.798
46 - D3	OUTLAP	44.113	31.042	172.5	197.4	1:57.023	139.11	13.702	11:27:36.821
47 - D3	33.360	46.363	30.263	173.9	234.7	1:49.986	148.01	6.665	11:29:26.807
48 - D3	33.061	42.182	30.213	173.0	235.8	1:45.456	154.36	2.135	11:31:12.263
49 - D3	32.927	42.170	30.550	172.8	235.8	1:45.647	154.09	2.326	11:32:57.910
50 - D3	33.064	42.036	30.096	173.3	236.3	1:45.196	154.75	1.875	11:34:43.106
51 - D3	32.864	42.318	29.907	174.4	236.8	1:45.089	154.90	1.768	11:36:28.195
52 - D3	32.938	41.738	29.779	173.9	236.3	1:44.455	155.84	1.134	11:38:12.650
53 - D3	32.821	41.726	29.927	173.3	237.3	1:44.474	155.82	1.153	11:39:57.124
54 - D3	32.828	1:04.189	IN PIT		236.3	8:14.398	P 32.92	6:31.077	11:48:11.522
55 - D3	OUTLAP	42.406	34.079	173.3	173.6	1:58.000	137.95	14.679	11:50:09.522
56 - D3	32.761	41.664	30.219	171.9	236.3	1:44.644	155.56	1.323	11:51:54.166
57 - D3	33.068	41.577	IN PIT		236.3	2:27.575	P 110.31	44.254	11:54:21.741
58 - D3	OUTLAP	46.089	33.384	170.3	158.3	2:02.611	132.77	19.290	11:56:24.352
59 - D3	34.552	44.340	30.406	174.4	229.7	1:49.298	148.94	5.977	11:58:13.650
60 - D3	32.475	41.160	29.713	172.8	235.2	1:43.348	(2) 157.51	0.027	11:59:56.998

Weather / Track : Cloudy / Dry

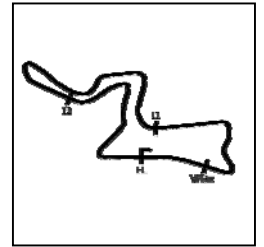
Kyalami Grand Prix Circuit

Circuit Length = 4.522 km

Start: 10:00 Flag 11:59 End: 12:03

# Kyalami 9 Hours

## PAID TEST SESSION 1 - SECTOR ANALYSIS



SECTOR 1 = FL to I1, SECTOR 2 = I1 to I2 SECTOR 3 = I2 to I3, SECTOR 4 = I3 to FL, DIFF = Difference To Personal Best Lap, P = Crossed Finish Line in Pit Lane, D = Time Disallowed  
 61 - D3 32.647 41.021 29.653 172.8 235.2 1:43.321 (1) 157.55 12:01:40.319

P14 108 Pro		Bentley Team M-Sport			Bentley Continental GT3				
IDEAL LAP TIME : 1:43.283		BEST LAP TIME : 1:43.385			DIFFERENCE : 0.102				
D1: Rodrigo BAPTISTA		D2: Andy SOUCEK		D3: Steven KANE					
LAP	SECTOR 1	SECTOR 2	SECTOR 3	SPEED TRAP	LAP TIME	KPH	DIFF	TIME OF DAY	
1 - D1			IN PIT				P	10:00:19.258	
2 - D2	OUTLAP	49.914	32.912	175.0	144.7	2:10.228	125.00	26.843	10:02:29.486
3 - D2	36.105	46.540	IN PIT		227.8	5:07.898	P 52.87	3:24.513	10:07:37.384
4 - D2	OUTLAP	45.550	31.132	177.0	139.5	2:08.356	126.82	24.971	10:09:45.740
5 - D2	33.307	42.004	30.162	177.0	237.3	1:45.473	154.34	2.088	10:11:31.213
6 - D2	33.236	41.706	29.595	177.9	238.4	1:44.537	155.72	1.152	10:13:15.750
7 - D2	32.572	41.738	29.792	177.6	238.4	1:44.102	156.37	0.717	10:14:59.852
8 - D2	32.671	41.537	29.715	177.6	238.9	1:43.923	156.64	0.538	10:16:43.775
9 - D2	32.849	41.296	29.603	177.3	238.4	1:43.748	(3) 156.91	0.363	10:18:27.523
10 - D2	34.261	43.034	IN PIT		238.4	5:51.526	P 46.31	4:08.141	10:24:19.049
11 - D1	OUTLAP	46.227	32.236	172.8	196.7	2:00.338	135.27	16.953	10:26:19.387
12 - D1	35.709	43.602	30.838	174.1	234.7	1:50.149	147.79	6.764	10:28:09.536
13 - D1	33.540	42.691	30.407	175.6	236.3	1:46.638	152.65	3.253	10:29:56.174
14 - D1	33.374	42.309	30.212	175.6	236.8	1:45.895	153.72	2.510	10:31:42.069
15 - D1	33.126	41.925	30.421	175.3	237.3	1:45.472	154.34	2.087	10:33:27.541
16 - D1	33.443	41.963	30.113	175.3	238.4	1:45.519	154.27	2.134	10:35:13.060
17 - D1	33.117	41.948	IN PIT		236.8	4:02.147	P 67.22	2:18.762	10:39:15.207
18 - D3	OUTLAP	46.184	31.603	173.9	164.8	1:59.911	135.76	16.526	10:41:15.118
19 - D3	33.685	43.370	30.785	175.0	234.7	1:47.840	150.95	4.455	10:43:02.958
20 - D3	33.008	43.288	30.330	174.4	235.2	1:46.626	152.67	3.241	10:44:49.584
21 - D3	33.133	42.285	30.279	175.6	235.8	1:45.697	154.01	2.312	10:46:35.281
22 - D3	32.795	41.689	30.209	175.0	236.8	1:44.693	155.49	1.308	10:48:19.974
23 - D3	32.855	44.116	30.726	172.8	236.8	1:47.697	151.15	4.312	10:50:07.671
24 - D3	32.887	41.944	29.893	175.6	235.8	1:44.724	155.44	1.339	10:51:52.395
25 - D3	32.817	41.893	IN PIT		236.8	8:24.784	P 32.24	6:41.399	11:00:17.179
26 - D2	OUTLAP	41.895	29.941	176.4	181.2	1:53.714	143.15	10.329	11:02:10.893
27 - D2	32.683	41.368	29.716	177.0	236.8	1:43.767	156.88	0.382	11:03:54.660
28 - D2	32.483	42.963	31.192	176.1	237.3	1:46.638	152.65	3.253	11:05:41.298
29 - D2	32.470	41.273	29.642	177.0	236.3	1:43.385	(1) 157.46		11:07:24.683
30 - D2	32.445	41.401	32.308	177.3	236.8	1:46.154	153.35	2.769	11:09:10.837
31 - D2	32.415	41.383	29.741	177.0	237.8	1:43.539	(2) 157.22	0.154	11:10:54.376
32 - D2	32.789	42.250	IN PIT		237.3	6:33.230	P 41.39	4:49.845	11:17:27.606
33 - D1	OUTLAP	42.861	30.622	175.3	201.4	1:55.359	141.11	11.974	11:19:22.965
34 - D1	33.225	41.984	29.942	176.1	237.3	1:45.151	154.81	1.766	11:21:08.116
35 - D1	33.020	41.586	30.063	175.8	237.3	1:44.669	155.53	1.284	11:22:52.785
36 - D1	32.646	41.520	29.672	175.8	236.8	1:43.838	156.77	0.453	11:24:36.623
37 - D1	32.943	41.851	33.695	175.8	237.3	1:48.489	150.05	5.104	11:26:25.112
38 - D1	32.787	41.596	29.917	176.4	237.8	1:44.300	156.08	0.915	11:28:09.412
39 - D1	32.878	41.893	IN PIT		238.4	5:48.185	P 46.75	4:04.800	11:33:57.597
40 - D3	OUTLAP	42.383	30.484	176.7	205.7	1:53.516	143.40	10.131	11:35:51.113
41 - D3	32.809	41.621	29.959	177.0	237.3	1:44.389	155.94	1.004	11:37:35.502
42 - D3	32.597	41.724	29.803	176.4	237.3	1:44.124	156.34	0.739	11:39:19.626
43 - D3	34.220	43.374	IN PIT		236.8	9:15.752	P 29.29	7:32.367	11:48:35.378
44 - D3	OUTLAP	43.234	31.199	176.4	202.6	1:55.026	141.52	11.641	11:50:30.404
45 - D3	32.701	43.191	29.864	177.3	236.3	1:45.756	153.93	2.371	11:52:16.160
46 - D3	34.215	41.701	IN PIT		236.8	2:56.282	P 92.34	1:12.897	11:55:12.442
47 - D1	OUTLAP	42.808	30.664	176.7	194.2	1:55.848	140.52	12.463	11:57:08.290
48 - D1	32.873	41.628	29.693	175.6	236.8	1:44.194	156.23	0.809	11:58:52.484
49 - D1	32.796	41.740	29.877	175.8	237.8	1:44.413	155.91	1.028	12:00:36.897

Weather / Track : Cloudy / Dry

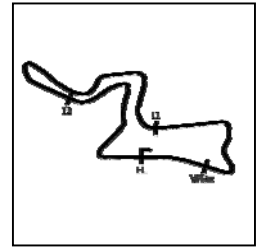
Kyalami Grand Prix Circuit

Circuit Length = 4.522 km

Start: 10:00 Flag 11:59 End: 12:03

# Kyalami 9 Hours

## PAID TEST SESSION 1 - SECTOR ANALYSIS



SECTOR 1 = FL to I1, SECTOR 2 = I1 to I2 SECTOR 3 = I2 to I3, SECTOR 4 = I3 to FL, DIFF = Difference To Personal Best Lap, P = Crossed Finish Line in Pit Lane, D = Time Disallowed

P15 22 Silver		WTM Racing powered by Rinaldi			Ferrari 488 GT3				
IDEAL LAP TIME : 1:43.466		BEST LAP TIME : 1:43.469			DIFFERENCE : 0.003				
D1: Leonard WEISS		D2: Jochen KRUMBACH		D3: David PEREL					
LAP	SECTOR 1	SECTOR 2	SECTOR 3	SPEED TRAP	LAP TIME	KPH	DIFF	TIME OF DAY	
1 - D1			IN PIT					10:00:24.024	
2 - D2	OUTLAP	58.818	39.020	150.8	94.3	2:38.502	102.70	10:03:02.526	
3 - D2	40.308	49.190	34.512	168.7	177.9	2:04.010	131.27	10:05:06.536	
4 - D2	39.570	51.114	IN PIT		153.8	6:25.125	P 42.26	10:11:31.661	
5 - D2	OUTLAP	51.160	35.553	147.3	130.7	2:16.129	119.58	10:13:47.790	
6 - D2	38.675	48.343	31.367	169.0	192.8	1:58.385	137.51	10:15:46.175	
7 - D2	35.046	46.543	IN PIT		229.2	4:24.048	P 61.65	10:20:10.223	
8 - D2	OUTLAP	43.435	30.738	169.8	201.1	1:59.584	136.13	10:22:09.807	
9 - D2	33.808	42.565	30.962	168.4	228.8	1:47.335	151.66	10:23:57.142	
10 - D2	35.086	42.359	30.374	170.0	227.8	1:47.819	150.98	10:25:44.961	
11 - D2	33.307	42.326	30.424	170.3	230.2	1:46.057	153.49	10:27:31.018	
12 - D2	33.292	42.434	30.764	170.8	230.2	1:46.490	152.87	10:29:17.508	
13 - D2	33.575	43.561	30.525	171.1	230.7	1:47.661	151.20	10:31:05.169	
14 - D2	33.248	42.186	30.309	171.4	231.7	1:45.743	153.95	10:32:50.912	
15 - D2	33.426	42.306	IN PIT		231.2	7:57.778	P 34.07	10:40:48.690	
16 - D2	OUTLAP	43.878	30.225	170.8	202.6	1:56.178	140.12	10:42:44.868	
17 - D2	33.397	42.389	30.223	172.2	230.7	1:46.009	153.56	10:44:30.877	
18 - D2	33.414	42.444	30.883	171.4	232.7	1:46.741	152.51	10:46:17.618	
19 - D2	33.423	42.268	30.222	171.4	231.2	1:45.913	153.70	10:48:03.531	
20 - D2	33.385	42.453	30.049	171.7	231.7	1:45.887	153.74	10:49:49.418	
21 - D2	33.347	42.221	30.515	171.4	231.7	1:46.083	153.45	10:51:35.501	
22 - D2	33.596	42.404	IN PIT		232.7	3:26.019	P 79.01	10:55:01.520	
23 - D3	OUTLAP	44.778	31.224	172.2	199.6	1:56.254	140.03	10:56:57.774	
24 - D3	33.537	42.055	31.002	171.1	231.7	1:46.594	152.72	10:58:44.368	
25 - D3	34.166	42.328	30.589	170.6	215.1	1:47.083	152.02	11:00:31.451	
26 - D3	33.236	42.098	30.172	171.4	231.2	1:45.506	154.29	11:02:16.957	
27 - D3	33.108	41.775	30.280	171.7	230.2	1:45.163	154.79	11:04:02.120	
28 - D3	33.196	41.863	IN PIT		231.7	7:57.333	P 34.10	11:11:59.453	
29 - D3	OUTLAP	42.254	30.276	171.7	199.6	1:53.581	143.32	11:13:53.034	
30 - D3	32.995	42.565	30.127	171.1	230.7	1:45.687	154.03	11:15:38.721	
31 - D3	33.146	42.777	30.084	172.5	231.2	1:46.007	153.56	11:17:24.728	
32 - D3	33.004	41.874	30.054	171.4	231.7	1:44.932	(3) 155.14	11:19:09.660	
33 - D3	32.998	41.678	IN PIT		231.7	4:16.877	P 63.37	11:23:26.537	
34 - D3	OUTLAP	44.552	31.024	172.5	178.5	1:57.088	139.03	11:25:23.625	
35 - D3	33.162	41.724	<b>29.777</b>	<b>172.8</b>	230.2	1:44.663	(2) 155.53	11:27:08.288	
<b>36 - D3</b>	<b>32.572</b>	<b>41.117</b>	29.780	172.5	231.7	<b>1:43.469</b>	(1) <b>157.33</b>	<b>11:28:51.757</b>	
37 - D3	32.680	41.506	IN PIT		231.2	4:07.888	P 65.67	11:32:59.645	
38 - D1	OUTLAP	45.685	33.120	172.5	205.3	1:59.569	136.14	11:34:59.214	
39 - D1	34.454	44.659	31.711	<b>172.8</b>	<b>233.2</b>	1:50.824	146.89	11:36:50.038	
40 - D1	34.082	43.316	31.597	172.2	232.2	1:48.995	149.35	11:38:39.033	
41 - D1	33.918	43.040	31.041	172.5	232.2	1:47.999	150.73	11:40:27.032	
42 - D1	44.652	1:19.289	IN PIT		232.2	8:00.946	P 33.84	11:48:27.978	
43 - D1	OUTLAP	45.118	31.997	171.4	150.2	2:00.161	135.47	11:50:28.139	
44 - D1	34.266	44.361	31.119	171.4	230.2	1:49.746	148.33	11:52:17.885	
45 - D1	33.823	43.387	30.660	171.9	231.7	1:47.870	150.91	11:54:05.755	
46 - D1	33.590	43.311	30.868	171.4	231.2	1:47.769	151.05	11:55:53.524	
47 - D1	34.721	42.793	30.542	172.2	230.7	1:48.056	150.65	11:57:41.580	
48 - D1	33.556	42.561	30.400	172.5	231.2	1:46.517	152.83	11:59:28.097	
49 - D1	33.308	42.639	30.451	172.2	232.7	1:46.398	153.00	12:01:14.495	

Weather / Track : Cloudy / Dry

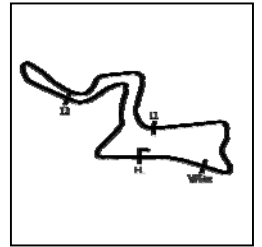
Kyalami Grand Prix Circuit

Circuit Length = 4.522 km

Start: 10:00 Flag 11:59 End: 12:03

# Kyalami 9 Hours

## PAID TEST SESSION 1 - SECTOR ANALYSIS



SECTOR 1 = FL to I1, SECTOR 2 = I1 to I2 SECTOR 3 = I2 to I3, SECTOR 4 = I3 to FL, DIFF = Difference To Personal Best Lap, P = Crossed Finish Line in Pit Lane, D = Time Disallowed

P16 43 ProAm Strakka Racing			Mercedes-AMG GT3					
IDEAL LAP TIME : 1:43.490		BEST LAP TIME : 1:43.490		DIFFERENCE : 0.000				
D1: Christina NIELSEN		D2: Adrian Henry D'SLIVA		D3: Dominik BAUMANN				
LAP	SECTOR 1	SECTOR 2	SECTOR 3	SPEED TRAP	LAP TIME	KPH	DIFF	TIME OF DAY
1 - D1			IN PIT				<b>P</b>	10:01:28.128
2 - D3	OUTLAP	54.608	35.556	170.0	124.4	2:22.986	113.85	10:03:51.114
3 - D3	36.553	45.612	31.628	173.3	201.8	1:53.793	143.05	10:05:44.907
4 - D3	34.127	42.959	30.543	173.3	231.2	1:47.629	151.25	10:07:32.536
5 - D3	33.649	42.595	29.968	174.1	232.2	1:46.212	153.27	10:09:18.748
6 - D3	32.913	41.583	29.912	175.3	232.7	1:44.408	155.91	10:11:03.156
7 - D3	33.205	46.552	34.473	<b>175.6</b>	234.2	1:54.230	142.51	10:12:57.386
8 - D3	32.754	41.323	29.724	175.3	233.7	1:43.801	156.83	10:14:41.187
<b>9 - D3</b>	<b>32.688</b>	<b>41.094</b>	<b>29.708</b>	175.3	233.7	<b>1:43.490 (1)</b>	<b>157.30</b>	<b>10:16:24.677</b>
10 - D3	32.828	41.852	IN PIT		<b>234.7</b>	10:42.748	<b>P</b> 25.32	8:59.258 10:27:07.425
11 - D3	OUTLAP	42.852	30.033	173.6	133.4	1:56.357	139.90	10:29:03.782
12 - D3	32.706	41.607	<b>29.708</b>	174.4	232.2	1:44.021	156.49	10:30:47.803
13 - D3	32.704	41.444	29.784	175.0	233.7	1:43.932	<b>(3)</b> 156.63	10:32:31.735
14 - D3	32.754	41.606	29.952	174.4	233.2	1:44.312	156.06	10:34:16.047
15 - D3	33.023	41.971	IN PIT		233.7	6:27.186	<b>P</b> 42.04	4:43.696 10:40:43.233
16 - D1	OUTLAP	47.693	34.798	171.9	137.7	2:13.825	121.64	10:42:57.058
17 - D1	35.447	47.622	32.940	171.4	230.7	1:56.009	140.32	10:44:53.067
18 - D1	35.023	45.767	33.246	170.8	231.7	1:54.036	142.75	10:46:47.103
19 - D1	34.982	44.375	31.401	172.5	216.4	1:50.758	146.97	10:48:37.861
20 - D1	34.559	45.063	31.130	171.7	232.2	1:50.752	146.98	10:50:28.613
21 - D1	34.028	43.557	31.139	171.7	231.7	1:48.724	149.72	10:52:17.337
22 - D1	33.912	43.717	IN PIT		232.7	4:01.944	<b>P</b> 67.28	2:18.454 10:56:19.281
23 - D1	OUTLAP	43.986	31.335	170.6	206.1	1:55.137	141.38	10:58:14.418
24 - D1	34.111	43.084	30.698	171.9	230.2	1:47.893	150.88	11:00:02.311
25 - D1	33.830	43.325	31.055	172.2	231.7	1:48.210	150.44	11:01:50.521
26 - D1	33.374	42.861	30.583	172.5	231.7	1:46.818	152.40	11:03:37.339
27 - D1	33.367	42.572	30.185	173.0	231.7	1:46.124	153.39	11:05:23.463
28 - D1	33.264	42.400	30.048	173.6	232.2	1:45.712	153.99	11:07:09.175
29 - D1	33.179	42.399	30.323	172.5	232.2	1:45.901	153.72	11:08:55.076
30 - D1	36.913	46.678	IN PIT		232.2	4:56.246	<b>P</b> 54.95	3:12.756 11:13:51.322
31 - D2	OUTLAP	55.984	37.590	169.2	145.3	2:26.750	110.93	11:16:18.072
32 - D2	37.782	46.371	34.651	172.2	224.5	1:58.804	137.02	11:18:16.876
33 - D2	35.349	45.114	33.392	171.4	231.2	1:53.855	142.98	11:20:10.731
34 - D2	34.668	45.690	35.562	170.6	231.2	1:55.920	140.43	11:22:06.651
35 - D2	34.932	45.407	32.766	170.8	230.7	1:53.105	143.92	11:23:59.756
36 - D2	34.185	44.998	32.274	168.7	230.7	1:51.457	146.05	11:25:51.213
37 - D2	37.013	46.497	31.980	172.8	230.7	1:55.490	140.95	11:27:46.703
38 - D2	35.094	44.001	32.510	169.0	228.3	1:51.605	145.86	11:29:38.308
39 - D2	34.185	43.894	32.001	171.9	230.7	1:50.080	147.88	11:31:28.388
40 - D2	34.237	45.627	31.606	172.5	231.2	1:51.470	146.04	11:33:19.858
41 - D2	35.065	44.037	32.270	170.0	194.5	1:51.372	146.16	11:35:11.230
42 - D2	33.717	43.106	31.072	172.5	231.7	1:47.895	150.88	11:36:59.125
43 - D2	33.745	42.985	31.462	171.9	231.7	1:48.192	150.46	11:38:47.317

Weather / Track : Cloudy / Dry

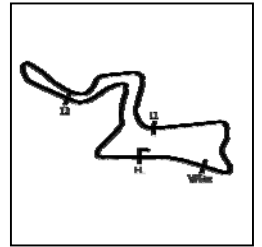
Kyalami Grand Prix Circuit

Circuit Length = 4.522 km

Start: 10:00 Flag 11:59 End: 12:03

# Kyalami 9 Hours

## PAID TEST SESSION 1 - SECTOR ANALYSIS



SECTOR 1 = FL to I1, SECTOR 2 = I1 to I2 SECTOR 3 = I2 to I3, SECTOR 4 = I3 to FL, DIFF = Difference To Personal Best Lap, P = Crossed Finish Line in Pit Lane, D = Time Disallowed

P17 25 Pro		Audi Sport Team WRT			Audi R8 LMS GT3 2019				
IDEAL LAP TIME : 1:43.275		BEST LAP TIME : 1:43.512			DIFFERENCE : 0.237				
D1: Dries VANTHOOR		D2: Kelvin VAN DER LINDE		D3: Frederic VERVISCH					
LAP	SECTOR 1	SECTOR 2	SECTOR 3	SPEED TRAP	LAP TIME	KPH	DIFF	TIME OF DAY	
1 - D1			IN PIT					10:00:28.315	
2 - D2	OUTLAP		IN PIT	99.6	2:20.780	P		10:02:49.095	
3 - D2	OUTLAP	46.193	30.551	170.6	138.6	2:02.078	133.35	10:04:51.173	
4 - D2	33.329	42.945	30.398	171.9	230.2	1:46.221	153.25	10:06:37.394	
5 - D2	33.203	41.739	30.093	171.7	230.2	1:45.035	154.98	10:08:22.429	
6 - D2	33.597	41.344	32.468	172.5	231.7	1:47.409	151.56	10:10:09.838	
7 - D2	33.082	41.306	29.839	172.2	231.2	1:44.227	156.18	10:11:54.065	
8 - D2	32.895	41.277	29.823	172.2	231.2	1:43.995	156.53	10:13:38.060	
9 - D2	32.953	41.309	29.876	171.4	230.7	1:44.138	156.32	10:15:22.198	
10 - D2	32.965	41.289	29.884	171.7	231.2	1:44.138	156.32	10:17:06.336	
11 - D2	33.048	41.490	IN PIT	230.7	4:51.139	P	55.91	10:21:57.475	
12 - D2	OUTLAP	41.496	29.968	171.1	200.3	1:50.291	147.60	10:23:47.766	
13 - D2	32.913	41.374	29.820	171.9	229.7	1:44.107	156.36	10:25:31.873	
14 - D2	32.952	41.208	29.953	171.9	230.7	1:44.113	156.36	10:27:15.986	
15 - D2	32.826	<b>41.080</b>	29.727	171.7	230.7	1:43.633	157.08	10:28:59.619	
16 - D2	32.979	42.176	IN PIT	230.7	4:49.049	P	56.31	10:33:48.668	
17 - D1	OUTLAP	42.876	30.696	171.1	202.2	1:53.899	142.92	10:35:42.567	
18 - D1	33.705	42.086	30.793	171.1	230.7	1:46.584	152.73	10:37:29.151	
19 - D1	33.079	41.841	30.065	171.9	231.2	1:44.985	155.06	10:39:14.136	
20 - D1	32.992	41.454	29.869	171.1	231.2	1:44.315	156.05	10:40:58.451	
21 - D1	33.095	42.002	30.043	170.8	231.2	1:45.140	154.83	10:42:43.591	
22 - D1	33.625	41.602	30.003	171.7	231.7	1:45.230	154.70	10:44:28.821	
23 - D1	32.878	41.580	29.724	172.8	230.7	1:44.182	156.25	10:46:13.003	
24 - D1	32.692	41.300	29.644	171.4	231.7	1:43.636	157.08	10:47:56.639	
25 - D1	32.902	41.321	34.958	170.6	231.7	1:49.181	149.10	10:49:45.820	
26 - D1	32.802	41.083	29.627	171.9	230.7	<b>1:43.512</b>	<b>157.26</b>	<b>10:51:29.332</b>	
27 - D1	32.773	41.809	31.902	172.5	<b>232.7</b>	1:46.484	152.87	10:53:15.816	
28 - D1	<b>32.671</b>	41.533	30.237	171.4	231.2	1:44.441	155.86	10:55:00.257	
29 - D1	33.199	41.147	IN PIT	231.7	8:40.722	P	31.26	11:03:40.979	
30 - D3	OUTLAP	43.843	30.933	171.1	201.4	1:54.209	142.53	11:05:35.188	
31 - D3	33.126	42.727	30.514	171.4	229.7	1:46.367	153.04	11:07:21.555	
32 - D3	33.121	41.658	30.155	171.4	230.2	1:44.934	155.13	11:09:06.489	
33 - D3	33.066	41.883	30.008	171.4	230.2	1:44.957	155.10	11:10:51.446	
34 - D3	32.814	41.511	29.899	171.4	230.2	1:44.224	156.19	11:12:35.670	
35 - D3	32.965	41.624	29.973	171.4	230.7	1:44.562	155.68	11:14:20.232	
36 - D3	33.017	41.574	29.685	171.4	230.7	1:44.276	156.11	11:16:04.508	
37 - D3	33.245	41.795	29.837	<b>173.0</b>	230.7	1:44.877	155.22	11:17:49.385	
38 - D3	32.756	41.514	29.832	171.9	231.7	1:44.102	156.37	11:19:33.487	
39 - D3	32.984	41.278	<b>29.524</b>	172.2	231.7	1:43.786	156.85	11:21:17.273	
40 - D3	32.732	41.602	29.869	172.5	231.7	1:44.203	156.22	11:23:01.476	
41 - D3	32.736	41.334	30.319	171.9	231.2	1:44.389	155.94	11:24:45.865	
42 - D3	32.830	41.603	IN PIT	230.7	12:39.514	P	21.43	11:37:25.379	
43 - D3	OUTLAP	45.628	31.101	169.8	197.8	1:56.957	139.18	11:39:22.336	
44 - D3	33.837	42.105	IN PIT	228.8	8:50.696	P	30.67	11:48:13.032	
45 - D3	OUTLAP	42.432	34.703	170.6	194.5	1:59.004	136.79	11:50:12.036	
46 - D3	32.837	41.228	29.791	170.6	228.3	1:43.856	156.74	11:51:55.892	
47 - D3	32.800	41.552	29.690	169.8	229.7	1:44.042	156.46	11:53:39.934	
48 - D3	32.787	41.991	29.975	169.8	229.2	1:44.753	155.40	11:55:24.687	
49 - D3	32.920	41.623	30.753	169.8	228.3	1:45.296	154.60	11:57:09.983	
50 - D3	33.093	41.616	30.562	170.6	228.3	1:45.271	154.64	11:58:55.254	
51 - D3	32.942	41.429	30.282	169.5	228.8	1:44.653	155.55	12:00:39.907	

Weather / Track : Cloudy / Dry

Kyalami Grand Prix Circuit

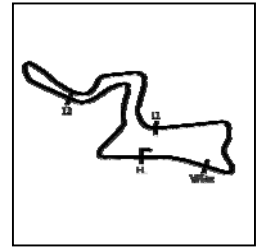
Circuit Length = 4.522 km

Start: 10:00 Flag 11:59 End: 12:03



# Kyalami 9 Hours

## PAID TEST SESSION 1 - SECTOR ANALYSIS



SECTOR 1 = FL to I1, SECTOR 2 = I1 to I2 SECTOR 3 = I2 to I3, SECTOR 4 = I3 to FL, DIFF = Difference To Personal Best Lap, P = Crossed Finish Line in Pit Lane, D = Time Disallowed

P18 107 Pro		Bentley Team M-Sport			Bentley Continental GT3				
IDEAL LAP TIME : 1:43.354		BEST LAP TIME : 1:43.606			DIFFERENCE : 0.252				
D1: Jules GOUNON		D2: Maxime SOULET			D3: Jordan PEPPER				
LAP	SECTOR 1	SECTOR 2	SECTOR 3	SPEED TRAP	LAP TIME	KPH	DIFF	TIME OF DAY	
1 - D1			IN PIT					10:00:31.320	
2 - D3	OUTLAP	46.421	32.494	171.7	97.0	2:08.522	126.66	24.916	
3 - D3	34.206	42.870	30.474	174.1	232.2	1:47.550	151.36	3.944	
4 - D3	33.243	48.278	IN PIT		234.7	20:06.890	P 13.48	18:23.284	
5 - D3	OUTLAP	44.243	34.928	174.4	183.6	2:02.711	132.66	19.105	
6 - D3	32.852	41.527	<b>29.535</b>	175.3	233.7	1:43.914	156.66	0.308	
7 - D3	32.778	41.303	30.005	173.9	235.2	1:44.086	156.40	0.480	
8 - D3	32.778	41.347	29.606	175.8	234.7	1:43.731	156.93	0.125	
9 - D3	32.764	41.347	29.692	175.3	235.8	1:43.803	156.82	0.197	
10 - D3	32.700	41.583	31.393	175.0	236.3	1:45.676	154.04	2.070	
11 - D3	32.628	41.248	IN PIT		236.3	2:54.083	P 93.51	1:10.477	
12 - D2	OUTLAP	44.115	31.084	174.1	205.3	1:55.432	141.02	11.826	
13 - D2	33.806	42.507	30.783	173.9	234.2	1:47.096	152.00	3.490	
14 - D2	33.746	41.850	29.928	175.0	235.2	1:45.524	154.27	1.918	
15 - D2	33.563	41.965	30.338	174.4	236.3	1:45.866	153.77	2.260	
16 - D2	33.296	41.615	30.023	175.3	235.8	1:44.934	155.13	1.328	
17 - D2	32.931	41.695	29.911	174.7	236.3	1:44.537	155.72	0.931	
18 - D2	32.911	41.498	29.923	174.7	235.8	1:44.332	156.03	0.726	
19 - D2	33.314	41.378	29.890	175.6	236.3	1:44.582	155.65	0.976	
20 - D2	32.863	41.313	31.202	174.1	236.3	1:45.378	154.48	1.772	
21 - D2	32.912	41.777	IN PIT		236.8	3:02.386	P 89.25	1:18.780	
22 - D1	OUTLAP	42.976	30.883	175.6	207.6	1:52.383	144.85	8.777	
23 - D1	33.028	42.029	30.205	175.3	237.3	1:45.262	154.65	1.656	
24 - D1	33.497	41.914	30.612	175.6	236.8	1:46.023	153.54	2.417	
25 - D1	32.881	41.415	30.034	176.1	237.3	1:44.330	156.03	0.724	
26 - D1	32.675	41.799	30.167	177.0	237.3	1:44.641	155.57	1.035	
27 - D1	32.781	42.245	29.997	<b>177.6</b>	237.3	1:45.023	155.00	1.417	
28 - D1	32.752	41.515	29.877	176.7	<b>237.8</b>	1:44.144	156.31	0.538	
29 - D1	32.719	41.372	IN PIT		237.3	5:25.139	P 50.06	3:41.533	
30 - D1	OUTLAP	41.473	30.202	<b>177.6</b>	205.3	1:50.557	147.24	6.951	
31 - D1	<b>32.573</b>	41.347	29.749	175.8	237.3	1:43.669	(2) 157.03	0.063	
32 - D1	32.759	41.269	30.959	175.8	236.3	1:44.987	155.05	1.381	
33 - D1	32.670	41.459	IN PIT		237.3	5:32.201	P 49.00	3:48.595	
34 - D1	OUTLAP	42.449	32.207	177.0	205.7	1:53.823	143.02	10.217	
35 - D1	32.685	41.502	34.645	175.3	236.3	1:48.832	149.58	5.226	
<b>36 - D1</b>	32.613	41.321	29.672	175.8	236.8	<b>1:43.606</b>	(1) <b>157.12</b>	<b>11:31:16.973</b>	
37 - D1	32.657	41.422	IN PIT		236.3	2:50.776	P 95.32	1:07.170	
38 - D2	OUTLAP	42.047	30.063	173.3	206.5	1:51.592	145.88	7.986	
39 - D2	33.313	41.305	30.079	175.6	234.7	1:44.697	155.48	1.091	
40 - D2	32.989	41.532	29.858	174.4	235.8	1:44.379	155.96	0.773	
41 - D2	33.164	41.456	IN PIT		236.8	9:01.330	P 30.07	7:17.724	
42 - D2	OUTLAP	42.687	30.201	175.6	201.1	1:53.387	143.57	9.781	
43 - D2	32.682	41.486	29.695	174.7	235.8	1:43.863	156.73	0.257	
44 - D2	32.878	<b>41.246</b>	29.715	175.3	235.2	1:43.839	156.77	0.233	
45 - D2	33.424	41.542	29.932	175.0	235.2	1:44.898	155.19	1.292	
46 - D2	32.651	41.454	29.904	175.6	236.3	1:44.009	156.51	0.403	
47 - D2	32.857	41.593	30.343	175.3	235.2	1:44.793	155.34	1.187	
48 - D2	32.778	41.305	29.640	175.3	236.8	1:43.723	(3) 156.94	0.117	

Weather / Track : Cloudy / Dry

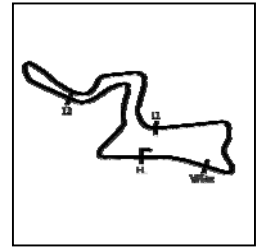
Kyalami Grand Prix Circuit

Circuit Length = 4.522 km

Start: 10:00 Flag 11:59 End: 12:03

# Kyalami 9 Hours

## PAID TEST SESSION 1 - SECTOR ANALYSIS



SECTOR 1 = FL to I1, SECTOR 2 = I1 to I2 SECTOR 3 = I2 to I3, SECTOR 4 = I3 to FL, DIFF = Difference To Personal Best Lap, P = Crossed Finish Line in Pit Lane, D = Time Disallowed

P19 29 Pro		Audi Sport Team Land			Audi R8 LMS GT3 2019				
IDEAL LAP TIME : 1:43.796		BEST LAP TIME : 1:43.933			DIFFERENCE : 0.137				
D1: Markus WINKELHOCK		D2: Christopher MIES		D3: Christopher HAASE					
LAP	SECTOR 1	SECTOR 2	SECTOR 3	SPEED TRAP	LAP TIME	KPH	DIFF	TIME OF DAY	
1 - D1			IN PIT					10:04:29.556	
2 - D2	OUTLAP	45.581	31.475	169.0	2:00.579	135.00	16.646	10:06:30.135	
3 - D2	34.116	42.727	30.561	170.0	228.3	1:47.404	3.471	10:08:17.539	
4 - D2	33.673	41.824	29.849	170.8	230.2	1:45.346	1.413	10:10:02.885	
5 - D2	33.238	43.627	29.901	171.7	230.2	1:46.766	2.833	10:11:49.651	
6 - D2	33.192	41.987	29.957	171.7	232.2	1:45.136	1.203	10:13:34.787	
7 - D2	32.946	41.547	29.738	172.2	232.7	1:44.231	0.298	10:15:19.018	
8 - D2	33.187	41.495	29.867	170.8	232.7	1:44.549	0.616	10:17:03.567	
9 - D2	33.031	42.002	IN PIT		232.2	11:22.515	23.85	9:38.582	
10 - D2	OUTLAP	41.885	32.426	171.1	201.1	1:53.367	9.434	10:30:19.449	
11 - D2	33.089	41.633	30.430	170.3	230.2	1:45.152	1.219	10:32:04.601	
12 - D2	33.194	41.553	29.947	171.1	230.7	1:44.694	0.761	10:33:49.295	
13 - D2	32.945	41.737	30.272	171.7	231.2	1:44.954	1.021	10:35:34.249	
14 - D2	33.492	41.794	29.999	170.8	231.7	1:45.285	1.352	10:37:19.534	
15 - D2	33.132	41.554	29.788	171.4	230.7	1:44.474	0.541	10:39:04.008	
16 - D2	33.004	41.627	29.893	171.4	231.2	1:44.524	0.591	10:40:48.532	
17 - D2	32.976	41.435	29.890	171.1	231.2	1:44.301	0.368	10:42:32.833	
18 - D2	32.983	41.561	29.834	171.7	231.7	1:44.378	0.445	10:44:17.211	
19 - D2	33.482	41.509	29.870	171.9	232.2	1:44.861	0.928	10:46:02.072	
20 - D2	<b>32.818</b>	41.445	29.812	171.1	231.2	1:44.075	0.142	10:47:46.147	
21 - D2	33.576	41.940	IN PIT		231.2	3:44.902	72.38	2:00.969	
22 - D1	OUTLAP	44.562	31.316	171.4	194.5	1:56.424	12.491	10:53:27.473	
23 - D1	33.530	43.030	30.305	170.6	230.7	1:46.865	2.932	10:55:14.338	
24 - D1	33.266	42.173	30.105	171.1	230.7	1:45.544	1.611	10:56:59.882	
25 - D1	33.171	41.720	29.905	172.2	229.7	1:44.796	0.863	10:58:44.678	
26 - D1	32.945	41.588	29.962	170.8	231.7	1:44.495	0.562	11:00:29.173	
27 - D1	32.890	41.632	29.855	171.7	231.2	1:44.377	0.444	11:02:13.550	
28 - D1	32.974	41.596	32.742	172.2	231.7	1:47.312	3.379	11:04:00.862	
29 - D1	32.973	41.455	IN PIT		231.2	16:27.887	16.47	14:43.954	
30 - D1	OUTLAP	43.007	30.520	170.8	201.4	1:52.905	8.972	11:22:21.654	
31 - D1	33.099	41.663	29.918	170.0	230.2	1:44.680	0.747	11:24:06.334	
32 - D1	33.173	41.804	30.258	171.4	229.7	1:45.235	1.302	11:25:51.569	
33 - D1	34.920	42.597	30.885	171.7	231.2	1:48.402	4.469	11:27:39.971	
34 - D1	33.035	41.696	29.937	171.7	231.7	1:44.668	0.735	11:29:24.639	
35 - D1	33.025	41.454	29.816	171.4	230.7	1:44.295	0.362	11:31:08.934	
36 - D1	33.117	41.479	IN PIT		231.2	9:27.953	28.66	7:44.020	
37 - D3	OUTLAP	44.171	31.251	167.9	194.5	9:20.082	29.06	7:36.149	
38 - D3	33.590	42.653	30.254	169.2	227.3	1:46.497	2.564	11:51:43.466	
39 - D3	33.402	41.695	30.139	168.2	228.3	1:45.236	1.303	11:53:28.702	
40 - D3	33.210	<b>41.279</b>	29.881	168.4	228.3	1:44.370	0.437	11:55:13.072	
41 - D3	33.107	41.994	29.718	169.5	228.3	1:44.819	0.886	11:56:57.891	
42 - D3	33.084	41.319	29.716	169.2	227.8	1:44.119	0.186	11:58:42.010	
43 - D3	32.859	41.375	<b>29.699</b>	168.4	228.3	<b>1:43.933</b>	<b>(1)</b>	<b>156.63</b>	
								<b>12:00:25.943</b>	

Weather / Track : Cloudy / Dry

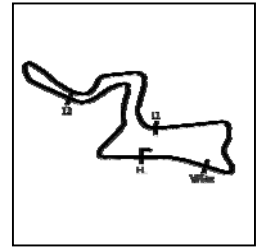
Kyalami Grand Prix Circuit

Circuit Length = 4.522 km

Start: 10:00 Flag 11:59 End: 12:03

# Kyalami 9 Hours

## PAID TEST SESSION 1 - SECTOR ANALYSIS



SECTOR 1 = FL to I1, SECTOR 2 = I1 to I2 SECTOR 3 = I2 to I3, SECTOR 4 = I3 to FL, DIFF = Difference To Personal Best Lap, P = Crossed Finish Line in Pit Lane, D = Time Disallowed

P20 6 Silver Black Falcon			Mercedes-AMG GT3						
IDEAL LAP TIME : 1:43.749		BEST LAP TIME : 1:43.955		DIFFERENCE : 0.206					
D1: Hubert HAUPT		D2: Patrick ASSENHEIMER		D3: Sergei AFANASIEV					
LAP	SECTOR 1	SECTOR 2	SECTOR 3	SPEED TRAP	LAP TIME	KPH	DIFF	TIME OF DAY	
1 - D1			IN PIT				P	10:00:26.071	
2 - D1	OUTLAP	48.939	IN PIT	101.3	2:27.596	110.29	P	10:02:53.667	
3 - D1	OUTLAP	44.447	31.242 173.9	136.8	2:00.522	135.07		10:04:54.189	
4 - D1	33.754	42.219	30.567 174.1	233.2	1:46.540	152.79	2.585	10:06:40.729	
5 - D1	33.539	42.325	29.969 174.1	234.7	1:45.833	153.81	1.878	10:08:26.562	
6 - D1	33.051	41.741	30.857 175.0	234.7	1:45.649	154.08	1.694	10:10:12.211	
7 - D1	33.113	41.516	30.139 174.1	234.2	1:44.768	155.38	0.813	10:11:56.979	
8 - D1	32.927	41.631	IN PIT	233.2	3:38.181	P 74.61	1:54.226	10:15:35.160	
9 - D1	OUTLAP	42.096	30.651 174.7	206.8	1:51.448	146.06	7.493	10:17:26.608	
10 - D1	32.936	<b>41.407</b>	30.353 173.3	232.7	1:44.696	155.49	0.741	10:19:11.304	
11 - D1	33.072	41.607	30.280 174.4	232.2	1:44.959	155.10	1.004	10:20:56.263	
12 - D1	32.954	41.708	30.069 174.1	233.2	1:44.731	155.43	0.776	10:22:40.994	
13 - D1	33.733	41.968	IN PIT	232.7	3:18.803	P 81.88	1:34.848	10:25:59.797	
14 - D2	OUTLAP	44.301	31.797 173.3	203.3	1:56.251	140.03	12.296	10:27:56.048	
15 - D2	33.698	43.807	31.334 174.4	232.7	1:48.839	149.57	4.884	10:29:44.887	
16 - D2	33.440	42.606	30.996 173.6	233.2	1:47.042	152.08	3.087	10:31:31.929	
17 - D2	33.661	42.956	30.411 174.7	232.7	1:47.028	152.10	3.073	10:33:18.957	
18 - D2	33.187	41.903	30.817 175.0	233.7	1:45.907	153.71	1.952	10:35:04.864	
19 - D2	33.156	41.933	31.152 173.9	233.2	1:46.241	153.22	2.286	10:36:51.105	
20 - D2	33.375	41.826	30.361 173.9	233.2	1:45.562	154.21	1.607	10:38:36.667	
21 - D2	33.111	41.708	30.430 175.3	233.2	1:45.249	154.67	1.294	10:40:21.916	
22 - D2	32.904	43.862	30.507 174.4	233.2	1:47.273	151.75	3.318	10:42:09.189	
23 - D2	33.530	41.640	30.205 175.3	233.2	1:45.375	154.48	1.420	10:43:54.564	
24 - D2	33.017	41.534	30.421 175.3	233.2	1:44.972	155.08	1.017	10:45:39.536	
25 - D2	32.680	41.439	29.936 174.7	233.7	1:44.055	(2) 156.44	0.100	10:47:23.591	
26 - D2	32.855	42.274	IN PIT	233.7	3:03.922	P 88.51	1:19.967	10:50:27.513	
27 - D3	OUTLAP	47.085	32.934 172.8	122.7	2:09.354	125.84	25.399	10:52:36.867	
28 - D3	34.167	45.843	31.400 173.9	232.7	1:51.410	146.11	7.455	10:54:28.277	
29 - D3	33.631	42.900	31.465 173.9	233.7	1:47.996	150.73	4.041	10:56:16.273	
30 - D3	33.152	42.766	31.008 173.0	233.7	1:46.926	152.24	2.971	10:58:03.199	
31 - D3	33.389	42.553	30.862 173.3	233.2	1:46.804	152.42	2.849	10:59:50.003	
32 - D3	33.099	42.259	30.581 174.1	233.2	1:45.939	153.66	1.984	11:01:35.942	
33 - D3	32.776	41.750	30.212 174.7	233.7	1:44.738	155.42	0.783	11:03:20.680	
34 - D3	<b>32.603</b>	41.895	30.077 174.7	234.2	1:44.575	155.67	0.620	11:05:05.255	
35 - D3	32.723	41.587	30.190 174.7	234.2	1:44.500	155.78	0.545	11:06:49.755	
36 - D3	33.106	42.419	38.358 174.7	234.2	1:53.883	142.94	9.928	11:08:43.638	
37 - D3	32.830	41.847	30.022 175.0	233.7	1:44.699	155.48	0.744	11:10:28.337	
38 - D3	32.824	42.461	30.017 174.1	234.2	1:45.302	154.59	1.347	11:12:13.639	
<b>39 - D3</b>	32.652	41.564	<b>29.739</b> 174.7	234.2	<b>1:43.955 (1)</b>	<b>156.59</b>		<b>11:13:57.594</b>	
40 - D3	32.811	41.447	29.909 <b>175.6</b>	233.7	1:44.167 (3)	156.27	0.212	11:15:41.761	
41 - D3	32.839	42.675	IN PIT	<b>235.2</b>	12:12.736	P 22.21	10:28.781	11:27:54.497	
42 - D3	OUTLAP	52.771	37.295 127.5	106.6	2:25.743	111.69	41.788	11:30:20.240	
43 - D3	40.413	47.339	34.320 167.7	141.5	2:02.072	133.35	18.117	11:32:22.312	
44 - D3	35.675	44.954	32.550 172.2	174.1	1:53.179	143.83	9.224	11:34:15.491	
45 - D3	33.805	43.535	31.199 173.6	221.7	1:48.539	149.98	4.584	11:36:04.030	
46 - D3	39.375	1:05.719	IN PIT	228.3	12:22.419	P 21.92	10:38.464	11:48:26.449	
47 - D3	OUTLAP	49.993	36.351 169.0	145.9	2:15.127	120.47	31.172	11:50:41.576	
48 - D3	38.659	45.833	34.008 171.1	144.5	1:58.500	137.37	14.545	11:52:40.076	
49 - D3	34.675	46.481	32.192 172.8	186.2	1:53.348	143.62	9.393	11:54:33.424	
50 - D3	34.114	44.026	33.785 165.8	221.3	1:51.925	145.44	7.970	11:56:25.349	

Weather / Track : Cloudy / Dry

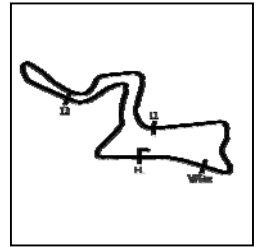
Kyalami Grand Prix Circuit

Circuit Length = 4.522 km

Start: 10:00 Flag 11:59 End: 12:03

# Kyalami 9 Hours

## PAID TEST SESSION 1 - SECTOR ANALYSIS



SECTOR 1 = FL to I1, SECTOR 2 = I1 to I2 SECTOR 3 = I2 to I3, SECTOR 4 = I3 to FL, DIFF = Difference To Personal Best Lap, P = Crossed Finish Line in Pit Lane, D = Time Disallowed

P21 188 ProAm Garage 59			Aston Martin Vantage AMR GT3						
IDEAL LAP TIME : 1:43.903		BEST LAP TIME : 1:43.960		DIFFERENCE : 0.057					
D1: Alex WEST		D2: Chris GOODWIN		D3: Côme LEDOGAR					
LAP	SECTOR 1	SECTOR 2	SECTOR 3	SPEED TRAP	LAP TIME	KPH	DIFF	TIME OF DAY	
1 - D1			IN PIT				<b>P</b>	10:00:27.376	
2 - D3	OUTLAP	50.754	IN PIT	98.0	6:01.270	45.06	4:17.310	10:06:28.646	
3 - D3	OUTLAP	47.647	31.683	168.7	2:02.404	132.99	18.444	10:08:31.050	
4 - D3	34.004	43.361	31.107	172.5	1:48.472	150.07	4.512	10:10:19.522	
5 - D3	33.695	42.940	32.040	<b>176.4</b>	1:48.675	149.79	4.715	10:12:08.197	
6 - D3	33.267	43.015	30.685	174.1	1:46.967	152.18	3.007	10:13:55.164	
7 - D3	33.331	44.187	30.764	174.4	1:48.282	150.34	4.322	10:15:43.446	
8 - D3	33.278	43.009	31.062	175.3	<b>237.3</b>	151.64	3.389	10:17:30.795	
9 - D3	32.989	42.145	30.541	174.4	1:45.675	154.04	1.715	10:19:16.470	
10 - D3	33.089	41.879	30.310	175.3	1:45.278	154.63	1.318	10:21:01.748	
11 - D3	33.146	42.508	38.571	175.6	1:54.225	142.51	10.265	10:22:55.973	
12 - D3	33.125	41.906	30.342	174.4	1:45.373	154.49	1.413	10:24:41.346	
13 - D3	33.075	42.262	IN PIT	236.8	6:10.735	<b>P</b> 43.91	4:26.775	10:30:52.081	
14 - D3	OUTLAP	43.372	30.599	174.4	1:54.833	141.76	10.873	10:32:46.914	
15 - D3	32.811	41.324	30.124	175.6	1:44.259	<b>(2)</b> 156.14	0.299	10:34:31.173	
<b>16 - D3</b>	<b>32.765</b>	<b>41.220</b>	<b>29.975</b>	173.9	<b>1:43.960</b>	<b>(1)</b> 156.59		<b>10:36:15.133</b>	
17 - D3	32.755	41.318	30.233	174.1	1:44.306	<b>(3)</b> 156.07	0.346	10:37:59.439	
18 - D3	<b>32.708</b>	41.484	IN PIT	236.3	4:30.710	<b>P</b> 60.13	2:46.750	10:42:30.149	
19 - D1	OUTLAP	46.711	32.225	171.4	2:07.839	127.34	23.879	10:44:37.988	
20 - D1	35.064	44.132	31.160	173.3	1:50.356	147.51	6.396	10:46:28.344	
21 - D1	34.346	44.120	31.480	171.9	1:49.946	148.06	5.986	10:48:18.290	
22 - D1	34.115	45.508	31.482	172.2	1:51.105	146.52	7.145	10:50:09.395	
23 - D1	35.053	45.584	31.324	172.8	1:51.961	145.40	8.001	10:52:01.356	
24 - D1	35.126	43.637	31.486	171.9	1:50.249	147.65	6.289	10:53:51.605	
25 - D1	33.871	43.693	30.989	173.0	1:48.553	149.96	4.593	10:55:40.158	
26 - D1	34.035	46.099	31.640	172.2	1:51.774	145.64	7.814	10:57:31.932	
27 - D1	34.442	44.281	31.535	173.6	1:50.258	147.64	6.298	10:59:22.190	
28 - D1	34.153	43.639	30.897	173.0	1:48.689	149.77	4.729	11:01:10.879	
29 - D1	33.604	43.308	31.165	173.3	1:48.077	150.62	4.117	11:02:58.956	
30 - D1	33.846	42.876	31.500	171.7	1:48.222	150.42	4.262	11:04:47.178	
31 - D1	34.412	44.812	IN PIT	235.2	3:09.094	<b>P</b> 86.09	1:25.134	11:07:56.272	
32 - D2	OUTLAP	47.111	33.965	172.2	2:07.911	127.26	23.951	11:10:04.183	
33 - D2	34.621	43.503	31.404	171.9	1:49.528	148.63	5.568	11:11:53.711	
34 - D2	33.956	44.232	31.306	173.0	1:49.494	148.67	5.534	11:13:43.205	
35 - D2	33.404	42.765	30.765	172.8	1:46.934	152.23	2.974	11:15:30.139	
36 - D2	33.109	42.960	30.728	174.1	1:46.797	152.43	2.837	11:17:16.936	
37 - D2	33.239	42.504	30.427	173.0	1:46.170	153.33	2.210	11:19:03.106	
38 - D2	35.919	43.627	IN PIT	235.2	7:11.381	<b>P</b> 37.73	5:27.421	11:26:14.487	
39 - D2	OUTLAP	45.956	30.922	173.0	1:57.505	138.54	13.545	11:28:11.992	
40 - D2	33.785	42.686	30.972	173.3	1:47.443	151.51	3.483	11:29:59.435	
41 - D2	33.491	42.559	30.705	172.5	1:46.755	152.49	2.795	11:31:46.190	
42 - D2	33.020	42.293	30.345	171.9	1:45.658	154.07	1.698	11:33:31.848	
43 - D2	33.193	42.092	30.247	173.3	1:45.532	154.25	1.572	11:35:17.380	
44 - D2	34.735	43.731	IN PIT	221.7	13:04.268	<b>P</b> 20.75	11:20.308	11:48:21.648	
45 - D1	OUTLAP	49.048	33.601	171.7	2:10.755	124.50	26.795	11:50:32.403	
46 - D1	34.225	43.431	30.607	172.8	1:48.263	150.36	4.303	11:52:20.666	
47 - D1	33.313	42.360	30.176	174.1	1:45.849	153.79	1.889	11:54:06.515	
48 - D1	33.408	42.934	31.041	173.6	1:47.383	151.59	3.423	11:55:53.898	
49 - D1	33.758	42.340	30.580	173.3	1:46.678	152.60	2.718	11:57:40.576	
50 - D1	33.513	42.577	30.682	171.1	1:46.772	152.46	2.812	11:59:27.348	
51 - D1	33.419	42.438	30.915	172.2	1:46.772	152.46	2.812	12:01:14.120	

Weather / Track : Cloudy / Dry

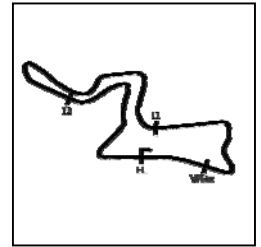
Kyalami Grand Prix Circuit

Circuit Length = 4.522 km

Start: 10:00 Flag 11:59 End: 12:03

# Kyalami 9 Hours

## PAID TEST SESSION 1 - SECTOR ANALYSIS



SECTOR 1 = FL to I1, SECTOR 2 = I1 to I2 SECTOR 3 = I2 to I3, SECTOR 4 = I3 to FL, DIFF = Difference To Personal Best Lap, P = Crossed Finish Line in Pit Lane, D = Time Disallowed

P22 62 Pro R-Motorsport		Aston Martin Vantage AMR GT3						
IDEAL LAP TIME : 1:44.532		BEST LAP TIME : 1:44.616		DIFFERENCE : 0.084				
D1: Ricky COLLARD		D2: Hugo de SADELEER		D3: Marvin KIRCHHOEFER				
LAP	SECTOR 1	SECTOR 2	SECTOR 3	SPEED TRAP	LAP TIME	KPH	DIFF	TIME OF DAY
1 - D1	OUTLAP		IN PIT					10:00:38.832
2 - D3	OUTLAP		IN PIT	138.6	2:46.892	P 97.54	1:02.276	10:03:25.724
3 - D3	OUTLAP	50.314	IN PIT	181.5	7:49.072	P 34.70	6:04.456	10:11:14.796
4 - D3	OUTLAP	48.861	32.782	169.2	147.5	2:12.425	122.93	10:13:27.221
5 - D3	34.508	43.387	30.461	173.9	231.7	1:48.356	150.23	10:15:15.577
6 - D3	33.225	41.532	30.436	173.3	234.2	1:45.193 (3)	154.75	10:17:00.770
7 - D3	33.016	45.476	37.076	173.3	234.2	1:55.568	140.86	10:18:56.338
8 - D3	<b>32.931</b>	<b>41.437</b>	30.248	172.8	233.7	<b>1:44.616 (1)</b>	<b>155.60</b>	<b>10:20:40.954</b>
9 - D3	35.222	42.351	<b>30.164</b>	174.1	234.2	1:47.737	151.10	10:22:28.691
10 - D3	33.115	41.751	30.252	<b>174.4</b>	234.7	1:45.118 (2)	154.86	10:24:13.809
11 - D3	33.777	47.514	39.063	173.6	235.2	2:00.354	135.26	10:26:14.163
12 - D3	32.938	41.517	IN PIT	234.7	5:08.952	P 52.69	3:24.336	10:31:23.115
13 - D2	OUTLAP	46.067	33.302	171.4	193.5	2:03.752	131.54	10:33:26.867
14 - D2	36.192	45.187	31.761	173.3	233.7	1:53.140	143.88	10:35:20.007
15 - D2	33.880	43.860	31.256	173.6	<b>235.8</b>	1:48.996	149.35	10:37:09.003
16 - D2	33.436	43.679	31.196	172.8	234.7	1:48.311	150.30	10:38:57.314
17 - D2	33.437	42.762	30.668	173.0	234.7	1:46.867	152.33	10:40:44.181
18 - D2	33.301	42.834	30.756	173.3	234.2	1:46.891	152.29	10:42:31.072
19 - D2	33.247	41.840	30.800	172.5	234.7	1:45.887	153.74	10:44:16.959
20 - D2	34.168	43.715	31.892	173.6	234.2	1:49.775	148.29	10:46:06.734
21 - D2	34.954	43.766	IN PIT	233.7	12:53.023	P 21.05	11:08.407	10:58:59.757
22 - D1	OUTLAP	46.135	IN PIT	139.1	7:35.358	P 35.75	5:50.742	11:06:35.115
23 - D1	OUTLAP	46.514	32.056	172.2	203.7	2:01.316	134.18	11:08:36.431
24 - D1	34.237	44.683	30.919	171.7	232.2	1:49.839	148.20	11:10:26.270
25 - D1	34.007	44.449	30.843	166.9	229.7	1:49.299	148.94	11:12:15.569
26 - D1	34.555	43.869	IN PIT	220.8	43:23.325	P 6.25	41:38.709	11:55:38.894

Weather / Track : Cloudy / Dry

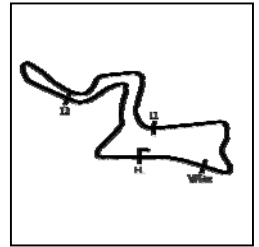
Kyalami Grand Prix Circuit

Circuit Length = 4.522 km

Start: 10:00 Flag 11:59 End: 12:03

# Kyalami 9 Hours

## PAID TEST SESSION 1 - SECTOR ANALYSIS



SECTOR 1 = FL to I1, SECTOR 2 = I1 to I2 SECTOR 3 = I2 to I3, SECTOR 4 = I3 to FL, DIFF = Difference To Personal Best Lap, P = Crossed Finish Line in Pit Lane, D = Time Disallowed

P23 9 Silver Lechner Racing			Porsche 911 GT3 R					
IDEAL LAP TIME :		BEST LAP TIME : 1:44.785		DIFFERENCE :				
D1: Saul HACK		D2: Lars KERN		D3: Dylan PEREIRA				
LAP	SECTOR 1	SECTOR 2	SECTOR 3	SPEED TRAP	LAP TIME	KPH	DIFF	TIME OF DAY
1 - D1								10:04:29.045
2 - D1					2:08.144	127.03	23.359	10:06:37.189
3 - D1					2:02.956	132.39	18.171	10:08:40.145
4 - D1					1:56.691	139.50	11.906	10:10:36.836
5 - D1					1:54.057	142.72	9.272	10:12:30.893
6 - D1					1:46.578	152.74	1.793	10:14:17.471
7 - D1					1:46.407	152.98	1.622	10:16:03.878
8 - D1					1:54.653	141.98	9.868	10:17:58.531
9 - D1			IN PIT		11:15.951	P 24.08	9:31.166	10:29:14.482
10 - D1					2:19.607	116.60	34.822	10:31:34.090
11 - D1					2:04.282	130.98	19.497	10:33:38.372
12 - D1					1:59.096	136.68	14.311	10:35:37.468
13 - D1					1:52.351	144.89	7.566	10:37:29.819
14 - D1					1:49.269	148.98	4.484	10:39:19.088
15 - D1					1:48.098	150.59	3.313	10:41:07.186
16 - D1					1:47.931	150.82	3.146	10:42:55.117
17 - D1					1:59.890	135.78	15.105	10:44:55.007
18 - D1					1:56.080	140.24	11.295	10:46:51.087
19 - D1			IN PIT		5:12.695	P 52.06	3:27.910	10:52:03.782
20 - D2					2:02.123	133.30	17.338	10:54:05.906
21 - D2					1:51.000	146.65	6.215	10:55:56.906
22 - D2					1:47.713	151.13	2.928	10:57:44.619
23 - D2					1:46.765	152.47	1.980	10:59:31.384
24 - D2					1:45.825	153.83	1.040	11:01:17.209
25 - D2					1:45.603	154.15	0.818	11:03:02.812
26 - D2					1:48.904	149.48	4.119	11:04:51.716
27 - D2					1:46.241	153.22	1.456	11:06:37.957
28 - D2					1:45.670	154.05	0.885	11:08:23.627
29 - D2					1:45.703	154.00	0.918	11:10:09.330
30 - D2			IN PIT		4:12.785	P 64.39	2:28.000	11:14:22.115
31 - D2					1:51.076	146.55	6.291	11:16:13.192
32 - D2					1:45.667	154.06	0.882	11:17:58.859
33 - D2					1:44.964	(2) 155.09	0.179	11:19:43.823
34 - D2					1:45.537	154.25	0.752	11:21:29.360
35 - D2					1:45.308	154.58	0.523	11:23:14.668
36 - D2					1:44.785	(1) 155.35		11:24:59.453
37 - D2					1:45.247	154.67	0.462	11:26:44.700
38 - D2					1:45.954	153.64	1.169	11:28:30.654
39 - D2					1:45.611	154.14	0.826	11:30:16.265
40 - D2					1:45.069	(3) 154.93	0.284	11:32:01.334
41 - D2			IN PIT		4:40.905	P 57.95	2:56.120	11:36:42.239
42 - D2					2:14.043	121.44	29.258	11:38:56.283
43 - D2			IN PIT		9:47.367	P 27.71	8:02.582	11:48:43.650
44 - D2					1:59.737	135.95	14.952	11:50:43.388
45 - D2					1:49.612	148.51	4.827	11:52:33.000
46 - D2					1:48.168	150.49	3.383	11:54:21.168
47 - D2					1:47.356	151.63	2.571	11:56:08.524
48 - D2					1:48.814	149.60	4.029	11:57:57.338
49 - D2					1:47.299	151.71	2.514	11:59:44.637
50 - D2					1:46.288	153.16	1.503	12:01:30.925

Weather / Track : Cloudy / Dry

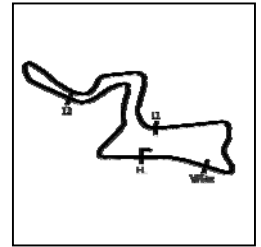
Kyalami Grand Prix Circuit

Circuit Length = 4.522 km

Start: 10:00 Flag 11:59 End: 12:03

# Kyalami 9 Hours

## PAID TEST SESSION 1 - SECTOR ANALYSIS



SECTOR 1 = FL to I1, SECTOR 2 = I1 to I2 SECTOR 3 = I2 to I3, SECTOR 4 = I3 to FL, DIFF = Difference To Personal Best Lap, P = Crossed Finish Line in Pit Lane, D = Time Disallowed

P24 36 Am Walkenhorst Motorsport		BMW M6 GT3							
IDEAL LAP TIME : 1:44.351		BEST LAP TIME : 1:44.799		DIFFERENCE : 0.448					
D1: Henry WALKENHORST		D2: Michael Von ROOYEN		D3: Gennaro BONAFEDE					
LAP	SECTOR 1	SECTOR 2	SECTOR 3	SPEED TRAP	LAP TIME	KPH	DIFF	TIME OF DAY	
1 - D1			IN PIT					10:00:30.446	
2 - D3	OUTLAP	1:01.721	IN PIT	88.7	9:25.128	28.80	7:40.329	10:09:55.574	
3 - D3	OUTLAP	46.331	31.939	173.3	113.0	2:03.260	132.07	10:11:58.834	
4 - D3	33.795	42.758	31.128	174.4	234.7	1:47.681	151.17	10:13:46.515	
5 - D3	33.184	42.137	IN PIT	235.8	4:02.933	67.01	2:18.134	10:17:49.448	
6 - D3	OUTLAP	42.679	30.664	174.1	208.8	1:52.619	144.55	10:19:42.067	
7 - D3	33.099	41.710	30.340	173.9	235.2	1:45.149	154.82	10:21:27.216	
8 - D3	32.883	<b>41.520</b>	30.396	172.8	235.8	<b>1:44.799 (1)</b>	<b>155.33</b>	<b>10:23:12.015</b>	
9 - D3	32.998	41.612	30.535	173.0	235.2	1:45.145	154.82	10:24:57.160	
10 - D3	33.612	43.524	30.783	173.0	235.8	1:47.919	150.84	10:26:45.079	
11 - D3	32.968	41.962	30.411	173.3	236.3	1:45.341	154.53	10:28:30.420	
12 - D3	33.071	41.836	30.564	173.3	235.8	1:45.471	154.34	10:30:15.891	
13 - D3	33.009	41.959	IN PIT	236.3	4:19.917	62.63	2:35.118	10:34:35.808	
14 - D1	OUTLAP	45.314	32.689	169.2	193.8	2:01.862	133.58	10:36:37.670	
15 - D1	35.245	44.704	32.074	172.2	234.7	1:52.023	145.32	10:38:29.693	
16 - D1	34.661	44.757	IN PIT	235.8	3:20.526	81.18	1:35.727	10:41:50.219	
17 - D1	OUTLAP	44.971	32.560	172.5	201.4	1:58.818	137.00	10:43:49.037	
18 - D1	34.670	44.853	32.694	173.0	235.2	1:52.217	145.06	10:45:41.254	
19 - D1	34.259	44.909	32.158	173.3	236.8	1:51.326	146.22	10:47:32.580	
20 - D1	34.057	44.140	31.543	174.1	236.3	1:49.740	148.34	10:49:22.320	
21 - D1	33.840	43.366	31.916	172.2	236.3	1:49.122	149.18	10:51:11.442	
22 - D1	34.086	43.428	31.138	173.3	236.3	1:48.652	149.82	10:53:00.094	
23 - D1	34.295	43.160	31.015	173.9	236.3	1:48.470	150.08	10:54:48.564	
24 - D1	33.700	43.718	IN PIT	237.3	5:02.105	53.88	3:17.306	10:59:50.669	
25 - D2	OUTLAP	44.287	37.454	166.4	166.6	2:04.722	130.52	11:01:55.391	
26 - D2	35.086	44.787	32.303	173.0	225.9	1:52.176	145.12	11:03:47.567	
27 - D2	34.407	43.532	IN PIT	232.7	4:11.849	64.63	2:27.050	11:07:59.416	
28 - D2	OUTLAP	43.246	31.282	173.6	184.9	1:56.195	140.10	11:09:55.611	
29 - D2	34.611	43.527	31.150	174.1	236.3	1:49.288	148.95	11:11:44.899	
30 - D2	33.716	42.867	31.401	173.6	236.3	1:47.984	150.75	11:13:32.883	
31 - D2	33.617	42.737	31.256	174.4	236.8	1:47.610	151.27	11:15:20.493	
32 - D2	33.316	42.582	31.092	171.9	237.3	1:46.990	152.15	11:17:07.483	
33 - D2	33.502	42.451	30.662	173.9	235.8	1:46.615	152.69	11:18:54.098	
34 - D2	35.085	42.816	30.742	174.1	236.3	1:48.643	149.84	11:20:42.741	
35 - D2	33.263	42.534	IN PIT	237.3	5:27.190	49.75	3:42.391	11:26:09.931	
36 - D3	OUTLAP	42.791	32.359	174.4	206.1	1:53.892	142.93	11:28:03.823	
37 - D3	32.797	41.885	30.521	174.1	235.8	1:45.203	154.74	11:29:49.026	
38 - D3	32.883	41.563	30.397	173.9	236.8	1:44.843	155.27	11:31:33.869	
39 - D3	32.826	42.049	31.452	172.2	237.3	1:46.327	153.10	11:33:20.196	
40 - D3	32.905	41.629	30.782	173.6	236.3	1:45.316	154.57	11:35:05.512	
41 - D3	<b>32.766</b>	41.818	30.325	<b>175.3</b>	237.3	1:44.909	155.17	11:36:50.421	
42 - D3	32.900	42.265	IN PIT	<b>237.8</b>	11:24.579	23.77	9:39.780	11:48:15.000	
43 - D2	OUTLAP	47.309	32.556	174.4	169.0	2:09.370	125.83	11:50:24.370	
44 - D2	33.303	41.936	30.114	<b>175.3</b>	234.7	1:45.353	154.52	11:52:09.723	
45 - D2	32.987	41.852	<b>30.065</b>	175.0	236.8	1:44.904	155.18	11:53:54.627	
46 - D2	32.939	41.767	30.415	174.1	236.3	1:45.121	154.86	11:55:39.748	
47 - D2	33.155	41.771	30.277	174.1	235.8	1:45.203	154.74	11:57:24.951	
48 - D2	33.108	41.922	30.328	173.3	235.2	1:45.358	154.51	11:59:10.309	

Weather / Track : Cloudy / Dry

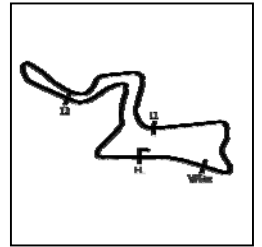
Kyalami Grand Prix Circuit

Circuit Length = 4.522 km

Start: 10:00 Flag 11:59 End: 12:03

# Kyalami 9 Hours

## PAID TEST SESSION 1 - SECTOR ANALYSIS



SECTOR 1 = FL to I1, SECTOR 2 = I1 to I2 SECTOR 3 = I2 to I3, SECTOR 4 = I3 to FL, DIFF = Difference To Personal Best Lap, P = Crossed Finish Line in Pit Lane, D = Time Disallowed

P25 40 Am		SPS Automotive Performance			Mercedes-AMG GT3				
IDEAL LAP TIME : 1:45.052		BEST LAP TIME : 1:45.232			DIFFERENCE : 0.180				
D1: Valentin PIERBURG		D2: Tim Torsten MÜLLER			D3: Miguel RAMOS				
LAP	SECTOR 1	SECTOR 2	SECTOR 3	SPEED TRAP	LAP TIME	KPH	DIFF	TIME OF DAY	
1 - D1			IN PIT					10:00:45.491	
2 - D3	OUTLAP	57.529	36.608	168.4	116.3	2:30.182	108.39	44.950	
3 - D3	37.920	50.875	33.491	170.6	227.3	2:02.286	133.12	17.054	
4 - D3	36.180	47.268	32.637	171.4	231.2	1:56.085	140.23	10.853	
5 - D3	35.250	44.538	31.691	172.2	230.7	1:51.479	146.02	6.247	
6 - D3	34.378	43.434	31.242	171.9	232.2	1:49.054	149.27	3.822	
7 - D3	33.863	43.580	30.742	171.9	230.2	1:48.185	150.47	2.953	
8 - D3	33.742	42.898	30.680	171.7	231.2	1:47.320	151.68	2.088	
9 - D3	33.644	42.366	30.545	172.2	231.2	1:46.555	152.77	1.323	
10 - D3	33.764	42.538	30.679	173.0	231.2	1:46.981	152.16	1.749	
11 - D3	33.330	42.098	30.395	173.3	231.2	1:45.823	153.83	0.591	
12 - D3	33.181	<b>41.874</b>	30.342	172.5	231.2	1:45.397 (2)	154.45	0.165	
13 - D3	33.034	41.998	30.200	173.3	233.2	<b>1:45.232 (1)</b>	<b>154.69</b>	<b>10:23:20.070</b>	
14 - D3	33.491	41.967	IN PIT		231.7	6:12.962	P 43.64	4:27.730	
15 - D1	OUTLAP	49.273	32.744	171.9	203.7	2:03.126	132.21	17.894	
16 - D1	34.302	45.025	33.181	171.1	231.2	1:52.508	144.69	7.276	
17 - D1	33.996	45.171	31.314	172.8	<b>234.7</b>	1:50.481	147.34	5.249	
18 - D1	33.894	45.085	32.159	171.4	232.2	1:51.138	146.47	5.906	
19 - D1	35.045	43.604	32.153	<b>175.0</b>	231.2	1:50.802	146.92	5.570	
20 - D1	33.434	44.642	30.936	173.9	232.2	1:49.012	149.33	3.780	
21 - D1	33.915	44.409	32.712	173.0	230.2	1:51.036	146.61	5.804	
22 - D1	34.364	43.695	30.845	172.8	233.2	1:48.904	149.48	3.672	
23 - D1	33.421	42.922	31.854	174.7	228.3	1:48.197	150.45	2.965	
24 - D1	33.544	43.163	30.796	173.6	233.7	1:47.503	151.43	2.271	
25 - D1	34.314	43.127	30.605	172.5	232.2	1:48.046	150.66	2.814	
26 - D1	33.814	42.956	IN PIT		232.7	6:23.509	P 42.44	4:38.277	
27 - D2	OUTLAP	46.351	32.841	171.4	200.3	2:00.984	134.55	15.752	
28 - D2	35.384	45.236	32.084	172.2	229.2	1:52.704	144.44	7.472	
29 - D2	34.444	44.254	31.737	171.7	231.7	1:50.435	147.40	5.203	
30 - D2	34.259	44.222	31.373	173.0	230.7	1:49.854	148.18	4.622	
31 - D2	34.011	45.280	31.569	172.2	231.7	1:50.860	146.84	5.628	
32 - D2	33.925	43.676	31.036	172.2	230.7	1:48.637	149.84	3.405	
33 - D2	33.910	43.318	IN PIT		228.8	9:23.609	P 28.88	7:38.377	
34 - D2	OUTLAP	43.814	30.803	174.1	193.8	1:55.369	141.10	10.137	
35 - D2	34.078	43.349	30.889	171.9	230.2	1:48.316	150.29	3.084	
36 - D2	34.023	43.275	30.774	173.3	229.2	1:48.072	150.63	2.840	
37 - D2	33.697	42.802	31.031	172.8	230.7	1:47.530	151.39	2.298	
38 - D2	33.701	43.022	IN PIT		231.2	4:37.683	P 58.62	2:52.451	
39 - D3	OUTLAP	43.888	31.169	171.7	128.8	2:01.042	134.49	15.810	
40 - D3	34.504	43.388	30.697	173.9	230.2	1:48.589	149.91	3.357	
41 - D3	33.279	42.629	30.403	<b>175.0</b>	230.7	1:46.311	153.12	1.079	
42 - D3	33.229	42.297	30.354	173.6	231.7	1:45.880	153.75	0.648	
43 - D3	33.961	42.779	30.377	172.2	232.2	1:47.117	151.97	1.885	
44 - D3	33.362	42.152	IN PIT		231.7	10:23.144	P 26.12	8:37.912	
45 - D1	OUTLAP	48.152	33.629	171.9	180.3	2:10.335	124.90	25.103	
46 - D1	33.576	43.487	30.649	174.7	231.2	1:47.712	151.13	2.480	
47 - D1	33.273	42.736	30.484	171.9	228.8	1:46.493	152.86	1.261	
48 - D1	33.261	42.467	IN PIT		231.2	1:59.453	P 136.28	14.221	
49 - D1	OUTLAP	43.672	30.422	173.9	205.7	1:52.657	144.50	7.425	
50 - D1	33.057	42.592	<b>30.152</b>	173.6	230.7	1:45.801	153.86	0.569	
51 - D1	<b>33.026</b>	42.348	30.265	172.8	231.7	1:45.639 (3)	154.10	0.407	

Weather / Track : Cloudy / Dry

Kyalami Grand Prix Circuit

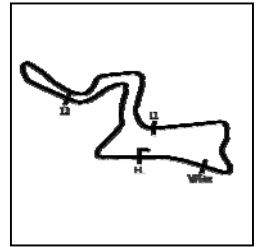
Circuit Length = 4.522 km

Start: 10:00 Flag 11:59 End: 12:03



# Kyalami 9 Hours

## PAID TEST SESSION 1 - SECTOR ANALYSIS



SECTOR 1 = FL to I1, SECTOR 2 = I1 to I2 SECTOR 3 = I2 to I3, SECTOR 4 = I3 to FL, DIFF = Difference To Personal Best Lap, P = Crossed Finish Line in Pit Lane, D = Time Disallowed

<b>P26 17 Nat</b>		<b>Pablo Clark Racing</b>		<b>Ferrari 458 Italia GT3</b>					
IDEAL LAP TIME : 1:45.333		BEST LAP TIME : 1:45.430		DIFFERENCE : 0.097					
D1: Kishoor PITAMBER		D2: Leonard Charles THOMPS		D3: Michael STEPHEN					
LAP	SECTOR 1	SECTOR 2	SECTOR 3	SPEED TRAP	LAP TIME	KPH	DIFF	TIME OF DAY	
1 - D1			IN PIT				<b>P</b>	10:01:37.896	
2 - D2	OUTLAP	1:00.490	IN PIT	106.4	5:10.915	<b>P</b> 52.35	3:25.485	10:06:48.811	
3 - D2	OUTLAP	56.715	37.313	167.9	157.4	2:23.414	113.51	10:09:12.225	
4 - D2	35.229	44.069	31.162	173.6	230.7	1:50.460	147.37	10:11:02.685	
5 - D2	33.190	<b>41.960</b>	30.875	172.5	234.2	1:46.025 <b>(3)</b>	153.54	10:12:48.710	
6 - D2	33.296	42.059	30.643	173.3	234.2	1:45.998 <b>(2)</b>	153.58	10:14:34.708	
7 - D2	<b>33.016</b>	42.057	<b>30.357</b>	173.0	235.2	<b>1:45.430 (1)</b>	<b>154.40</b>	<b>10:16:20.138</b>	
8 - D2	33.349	42.070	30.691	<b>175.0</b>	<b>236.3</b>	1:46.110	153.41	10:18:06.248	

<b>P27 13 Nat</b>		<b>Stradale Motorsport</b>		<b>Lamborghini Huracan GT3 2019</b>					
IDEAL LAP TIME : 1:48.483		BEST LAP TIME : 1:50.033		DIFFERENCE : 1.550					
D1: Charl ARANGIES		D2: Craig JARVIS		D3: Dawie JOUBERT					
LAP	SECTOR 1	SECTOR 2	SECTOR 3	SPEED TRAP	LAP TIME	KPH	DIFF	TIME OF DAY	
1 - D1			IN PIT				<b>P</b>	10:01:23.839	
2 - D1	OUTLAP	50.373	IN PIT	172.8	3:10.174	<b>P</b> 85.60	1:20.141	10:04:34.013	
3 - D1	OUTLAP	44.586	31.887	169.8	198.1	1:57.508	138.53	10:06:31.521	
4 - D1	34.588	44.075	<b>31.768</b>	171.1	229.7	1:50.431 <b>(2)</b>	147.41	10:08:21.952	
5 - D1	35.081	43.150	31.802	<b>171.4</b>	231.7	<b>1:50.033 (1)</b>	<b>147.94</b>	<b>10:10:11.985</b>	

<b>P28 09 Am</b>		<b>Team Perfect Circle</b>		<b>Porsche 997 GT3 R</b>					
IDEAL LAP TIME : 1:49.864		BEST LAP TIME : 1:50.567		DIFFERENCE : 0.703					
D1: Franco SCRIBANTE		D2: Silvio SCRIBANTE		D3: Andre BEZUIDENHOUT					
LAP	SECTOR 1	SECTOR 2	SECTOR 3	SPEED TRAP	LAP TIME	KPH	DIFF	TIME OF DAY	
1 - D1	OUTLAP		IN PIT				<b>P</b>	10:01:48.046	
2 - D1	OUTLAP	56.484	39.089	167.4	110.9	2:28.783	109.41	10:04:16.829	
3 - D1	41.090	52.282	IN PIT	184.6	12:06.842	<b>P</b> 22.39	10:16.275	10:16:23.671	
4 - D1	OUTLAP	51.415	34.260	170.0	159.5	2:11.627	123.67	10:18:35.298	
5 - D1	37.084	45.305	32.231	171.1	226.4	1:54.620 <b>(3)</b>	142.02	10:20:29.918	
6 - D1	35.274	44.142	<b>31.842</b>	<b>172.5</b>	230.7	1:51.258 <b>(2)</b>	146.31	10:22:21.176	
7 - D1	34.456	<b>43.900</b>	32.211	170.6	232.7	<b>1:50.567 (1)</b>	<b>147.23</b>	<b>10:24:11.743</b>	
8 - D1	34.424	44.176	IN PIT	232.2	23:47.193	<b>P</b> 11.40	21:56.626	10:47:58.936	
9 - D1	OUTLAP	49.116	34.312	171.1	158.1	2:09.272	125.92	10:50:08.208	
10 - D1	35.494	46.787	32.942	<b>172.5</b>	215.5	1:55.223	141.28	10:52:03.431	
11 - D1	<b>34.122</b>	45.121	56.611	165.6	<b>234.2</b>	2:15.854	119.82	10:54:19.285	
12 - D1	36.676	46.906	IN PIT	194.2	13:54.464	<b>P</b> 19.50	12:03.897	11:08:13.749	

Weather / Track : Cloudy / Dry

Kyalami Grand Prix Circuit

Circuit Length = 4.522 km

Start: 10:00 Flag 11:59 End: 12:03

# Kyalami 9 Hours

## PAID TEST SESSION 1 - DRIVER STATISTICS

POS	NO	CL	PIC	TEAM / DRIVERS	CAR	LAPS	RACE TIME	%	BEST	ON	KPH
1	31	Pro	1	Frikadelli Racing Team (DEU)	Porsche 911 GT3 R	48	<b>2:00:22.379</b>				
				Mathieu JAMINET (FRA)		10	22:45.256	18.90	1:43.337	21	157.53
				Dennis OLSEN (NOR)		22	49:07.887	40.82	1:43.349	47	157.51
				Nick TANDY (GBR)		15	30:14.261	25.12	1:42.386	37	158.99
2	44	Pro	2	Mercedes-AMG Team Strakka Racing (C	Mercedes-AMG GT3	48	<b>1:57:07.150</b>				
				Gary PAFFETT (GBR)		15	32:51.802	28.06	1:43.423	8	157.40
				Lewis WILLIAMSON (GBR)		18	34:52.732	29.78	1:42.577	42	158.70
				Tristan VAUTIER (FRA)		14	27:40.173	23.63	1:43.755	25	156.90
3	18	Pro	3	KCMG (HKG)	Nissan GT-R NISMO GT3	50	<b>1:58:13.768</b>				
				Alexandre IMPERATORI (CHE)		28	59:26.842	50.28	1:43.380	14	157.46
				Edoardo LIBERATI (ITA)		15	29:06.413	24.62	1:42.593	40	158.67
				Oliver JARVIS (GBR)		6	12:22.289	10.46	1:43.745	50	156.91
4	35	Pro	4	KCMG (HKG)	Nissan GT-R NISMO GT3	43	<b>1:59:34.677</b>				
				Joao Paulo de OLIVEIRA (BRA)		13	23:18.032	19.49	1:43.371	43	157.48
				Katsumasa CHIYO (JPN)		18	37:42.978	31.54	1:43.345	18	157.52
				Joshua BURDON (AUS)		11	23:24.995	19.58	1:42.696	28	158.51
5	10	Pro	5	Mercedes-AMG Team SPS Automotive F	Mercedes-AMG GT3	47	<b>2:00:17.625</b>				
				Yelmer BUURMAN (NDL)		22	49:21.013	41.02	1:43.675	21	157.02
				Luca STOLZ (DEU)		13	25:14.681	20.99	1:43.304	34	157.58
				Maximilian GOETZ (DEU)		11	20:31.476	17.06	1:42.891	47	158.21
6	76	Pro	6	R-Motorsport (CHE)	Aston Martin Vantage AMR GT3	51	<b>1:59:21.436</b>				
				Maxime MARTIN (BEL)		13	31:03.248	26.02	1:43.766	34	156.88
				Enaam AHMED (GBR)		20	39:05.128	32.75	1:44.759	50	155.39
				Jake DENNIS (GBR)		17	43:36.627	36.54	1:42.974	43	158.09
7	999	Pro	7	Mercedes-AMG Team GruppeM Racing	Mercedes-AMG GT3	48	<b>1:57:17.241</b>				
				Maxi BUHK (DEU)		14	33:32.038	28.59	1:43.409	21	157.42
				Maro ENGEL (DEU)		14	30:38.432	26.12	1:43.121	35	157.86
				Raffaele MARCIELLO (ITA)		19	42:18.586	36.07	1:43.001	42	158.04
8	12	Pro	8	Dinamic Motorsport (ITA)	Porsche 911 GT3 R	46	<b>1:57:34.435</b>				
				Laurens VANTHOOR (BEL)		12	23:51.842	20.30	1:43.960	12	156.59
				Earl BAMBER (NZL)		18	34:32.789	29.38	1:43.582	22	157.16
				Matt CAMPBELL (AUS)		15	30:14.761	25.73	1:43.019	43	158.02
9	911	Pro	9	KUS Team 75 Bernhard (DEU)	Porsche 911 GT3 R	51	<b>1:56:42.062</b>				
				Romain DUMAS (FRA)		0	0.000	0.00		0	
				Dirk WERNER (DEU)		31	57:44.758	49.48	1:43.874	26	156.72
				Sven MUELLER (DEU)		19	36:50.775	31.57	1:43.242	49	157.68
10	20	Pro	10	GPX Racing (UAE)	Porsche 911 GT3 R	45	<b>1:46:08.766</b>				
				Michael CHRISTENSEN (DNK)		10	19:17.982	18.18	1:43.252	26	157.66
				Kevin ESTRE (FRA)		16	30:38.111	28.86	1:43.708	16	156.97
				Richard LIETZ (AUT)		18	32:53.999	30.99	1:43.259	45	157.65
11	30	Pro	11	Honda Team Motul (ITA)	Honda NSX GT3 2019	49	<b>1:59:05.598</b>				
				Marco BONANOMI (ITA)		14	33:01.037	27.72	1:43.975	41	156.56
				Bertrand BAGUETTE (BEL)		20	39:07.361	32.85	1:43.259	47	157.65
				Dane CAMERON (USA)		14	26:34.502	22.31	1:44.841	14	155.27
12	34	Pro	12	Walkenhorst Motorsport (DEU)	BMW M6 GT3	52	<b>1:55:59.845</b>				
				Christian KROGNES (NOR)		20	43:35.459	37.58	1:43.610	42	157.11
				Mikkel JENSEN (DNK)		14	26:42.497	23.02	1:43.335	28	157.53
				Nicky CATSBURG (NDL)		17	34:41.496	29.91	1:43.276	50	157.62
13	42	Pro	13	BMW Team Schnitzer (DEU)	BMW M6 GT3	61	<b>2:01:19.211</b>				
				Martin TOMCZYK (DEU)		25	45:34.371	37.56	1:43.907	38	156.67
				Sheldon VAN DER LINDE (ZAF)		19	35:08.272	28.96	1:44.037	5	156.47
				Augusto FARFUS (BRA)		16	29:10.731	24.05	1:43.321	61	157.55
14	108	Pro	14	Bentley Team M-Sport (GBR)	Bentley Continental GT3	49	<b>2:00:17.639</b>				
				Rodrigo BAPTISTA (BRA)		17	36:48.990	30.61	1:43.838	36	156.77
				Andy SOUCEK (ESP)		16	37:49.133	31.44	1:43.385	29	157.46
				Steven KANE (GBR)		15	34:46.803	28.91	1:44.124	42	156.34

Kyalami Grand Prix Circuit

Circuit Length = 4.522 km

Start: 10:00 Flag 11:59 End: 12:03

Weather / Track : Cloudy / Dry

# Kyalami 9 Hours

## PAID TEST SESSION 1 - DRIVER STATISTICS

POS	NO	CL	PIC	TEAM / DRIVERS	CAR	LAPS	RACE TIME	%	BEST	ON	KPH
15	22	Silver	1	WTM Racing powered by Rinaldi (DEU) Leonard WEISS (DEU) Jochen KRUMBACH (DEU) David PEREL (ZAF)	Ferrari 488 GT3	49	<b>2:00:50.471</b>				
						12	22:55.644	18.97	1:46.398	49	153.00
						21	41:15.072	34.14	1:45.743	14	153.95
						15	28:55.334	23.93	1:43.469	36	157.33
16	43	ProAm	1	Strakka Racing (GBR) Christina NIELSEN (DNK) Adrian Henry D'SLIVA (MYS) Dominik BAUMANN (AUT)	Mercedes-AMG GT3	43	<b>1:37:19.189</b>				
						15	30:45.866	31.61	1:45.712	28	153.99
						13	33:23.097	34.30	1:47.895	42	150.88
						14	30:09.519	30.99	1:43.490	9	157.30
17	25	Pro	15	Audi Sport Team WRT (BEL) Dries VANTHOOR (BEL) Kelvin VAN DER LINDE (ZAF) Frederic VERVISCH (BEL)	Audi R8 LMS GT3 2019	51	<b>2:00:11.592</b>				
						13	29:52.312	24.85	1:43.512	26	157.26
						15	29:43.795	24.74	1:43.633	15	157.08
						22	38:48.851	32.29	1:43.786	39	156.85
18	107	Pro	16	Bentley Team M-Sport (GBR) Jules GOUNON (FRA) Maxime SOULET (BEL) Jordan PEPPER (ZAF)	Bentley Continental GT3	48	<b>2:00:16.939</b>				
						16	29:07.459	24.21	1:43.606	36	157.12
						21	38:23.630	31.92	1:43.723	48	156.94
						10	19:24.578	16.14	1:43.731	8	156.93
19	29	Pro	17	Audi Sport Team Land (DEU) Markus WINKELHOCK (DEU) Christopher MIES (DEU) Christopher HAASE (DEU)	Audi R8 LMS GT3 2019	43	<b>1:55:56.387</b>				
						15	41:35.583	35.87	1:44.295	35	156.08
						20	37:15.660	32.14	1:44.075	20	156.41
						7	12:25.092	10.71	1:43.933	43	156.63
20	6	Silver	2	Black Falcon (DEU) Hubert HAUPT (DEU) Patrick ASSENHEIMER (DEU) Sergei AFANASIEV (RUS)	Mercedes-AMG GT3	50	<b>1:55:59.278</b>				
						12	23:13.614	20.03	1:44.696	10	155.49
						13	24:27.699	21.09	1:44.055	25	156.44
						24	47:37.459	41.06	1:43.955	39	156.59
21	188	ProAm	2	Garage 59 (GBR) Alex WEST (SWE) Chris GOODWIN (GBR) Côme LEDOGAR (FRA)	Aston Martin Vantage AMR GT3	51	<b>2:00:46.744</b>				
						20	38:16.506	31.69	1:45.849	47	153.79
						13	34:55.130	28.91	1:45.532	43	154.25
						17	33:36.884	27.83	1:43.960	16	156.59
22	62	Pro	18	R-Motorsport (CHE) Ricky COLLARD (GBR) Hugo de SADELEER (CHE) Marvin KIRCHHOEFER (DEU)	Aston Martin Vantage AMR GT3	26	<b>1:55:00.062</b>				
						5	11:42.720	10.18	1:49.299	25	148.94
						9	27:36.646	24.01	1:45.887	19	153.74
						11	24:21.397	21.18	1:44.616	8	155.60
23	9	Silver	3	Lechner Racing (AUT) Saul HACK (ZAF) Lars KERN (DEU) Dylan PEREIRA (LUX)	Porsche 911 GT3 R	50	<b>1:57:01.880</b>				
						49	1:57:01.880	100.00	1:44.785	36	155.35
						0	0.000	0.00		0	
						0	0.000	0.00		0	
24	36	Am	1	Walkenhorst Motorsport (DEU) Henry WALKENHORST (DEU) Michael Von ROOYEN (ZAF) Gennaro BONAFEDE (ZAF)	BMW M6 GT3	48	<b>1:58:39.863</b>				
						11	23:37.974	19.92	1:48.470	23	150.08
						17	36:35.775	30.84	1:44.904	45	155.18
						19	46:48.788	39.45	1:44.799	8	155.33
25	40	Am	2	SPS Automotive Performance (DEU) Valentin PIERBURG (DEU) Tim Torsten MÜLLER (DEU) Miguel RAMOS (PRT)	Mercedes-AMG GT3	51	<b>2:00:46.029</b>				
						19	39:28.203	32.68	1:45.639	51	154.10
						12	24:49.009	20.55	1:47.530	37	151.39
						19	48:21.509	40.04	1:45.232	13	154.69
26	17	Nat	1	Pablo Clark Racing (ZAF) Kishoor PITAMBER (ZAF) Leonard Charles THOMPSON (ZAF) Michael STEPHEN (ZAF)	Ferrari 458 Italia GT3	8	<b>16:28.352</b>				
						0	0.000	0.00		0	
						7	15:33.842	94.48	1:45.430	7	154.40
						0	0.000	0.00		0	
27	13	Nat	2	Stradale Motorsport (ZAF) Charl ARANGIES (ZAF) Craig JARVIS (ZAF) Dawie JOUBERT (ZAF)	Lamborghini Huracan GT3 2019	5	<b>8:48.146</b>				
						4	9:28.832	100.00	1:50.033	5	147.94
						0	0.000	0.00		0	
						0	0.000	0.00		0	
28	09	Am	3	Team Perfect Circle (ZAF) Franco SCRIBANTE (ZAF) Silvio SCRIBANTE (ZAF) Andre BEZUIDENHOUT (ZAF)	Porsche 997 GT3 R	12	<b>1:06:25.703</b>				
						11	24:35.350	37.02	1:50.567	7	147.23
						0	0.000	0.00		0	
						0	0.000	0.00		0	

Kyalami Grand Prix Circuit

Circuit Length = 4.522 km

Start: 10:00 Flag 11:59 End: 12:03

Weather / Track : Cloudy / Dry

# Kyalami 9 Hours

## PAID TEST SESSION 1 - PIT STOP ANALYSIS

<b>P1</b>	<b>31 Pro</b>	<b>Frikadelli Racing Team</b>	<b>Porsche 911 GT3 R</b>
D1: Mathieu JAMINET	Total Stint: 10 Laps - 22:45.256 (18.9%)	Best Lap: 1:43.337 On Lap 21 @ 157.53 kph	
D2: Dennis OLSEN	Total Stint: 22 Laps - 49:07.887 (40.82%)	Best Lap: 1:43.349 On Lap 47 @ 157.51 kph	
D3: Nick TANDY	Total Stint: 15 Laps - 30:14.261 (25.12%)	Best Lap: 1:42.386 On Lap 37 @ 158.99 kph	

STOP	IN TIME	DRIVER IN	STINT TIME	STOP TIME	TOTAL STOP TIME	OUT TIME	DRIVER OUT
1 -	10:02:58.037	Dennis OLSEN	1:57.720	3:25.582	3:25.582	10:06:23.619	Dennis OLSEN
2 -	10:25:35.370	Dennis OLSEN	19:11.751	7:13.693	10:39.275	10:32:49.063	Mathieu JAMINET
3 -	10:50:16.915	Mathieu JAMINET	17:27.852	5:17.404	15:56.679	10:55:34.319	Nick TANDY
4 -	11:07:47.815	Nick TANDY	12:13.496	5:49.102	21:45.781	11:13:36.917	Nick TANDY
5 -	11:20:32.063	Nick TANDY	6:55.146	3:55.832	25:41.613	11:24:27.895	Nick TANDY
6 -	11:31:21.002	Nick TANDY	6:53.107	4:12.512	29:54.125	11:35:33.514	Dennis OLSEN
7 -	11:44:06.817	Dennis OLSEN	10:23.347	5:04.459	34:58.584	11:49:11.276	Dennis OLSEN
-	Finish	Dennis OLSEN	12:11.420				

<b>P2</b>	<b>44 Pro</b>	<b>Mercedes-AMG Team Strakka Racing</b>	<b>Mercedes-AMG GT3</b>
D1: Gary PAFFETT	Total Stint: 15 Laps - 32:51.802 (28.06%)	Best Lap: 1:43.423 On Lap 8 @ 157.40 kph	
D2: Lewis WILLIAMSON	Total Stint: 18 Laps - 34:52.732 (29.78%)	Best Lap: 1:42.577 On Lap 42 @ 158.70 kph	
D3: Tristan VAUTIER	Total Stint: 14 Laps - 27:40.173 (23.63%)	Best Lap: 1:43.755 On Lap 25 @ 156.90 kph	

STOP	IN TIME	DRIVER IN	STINT TIME	STOP TIME	TOTAL STOP TIME	OUT TIME	DRIVER OUT
1 -	10:15:36.470	Gary PAFFETT	14:18.160	9:59.910	9:59.910	10:25:36.380	Gary PAFFETT
2 -	10:36:02.354	Gary PAFFETT	10:25.974	5:06.871	15:06.781	10:41:09.225	Tristan VAUTIER
3 -	10:53:42.370	Tristan VAUTIER	12:33.145	1:24.249	16:31.030	10:55:06.619	Tristan VAUTIER
4 -	11:05:32.644	Tristan VAUTIER	10:26.025	1:39.126	18:10.156	11:07:11.770	Lewis WILLIAMSON
5 -	11:28:11.813	Lewis WILLIAMSON	21:00.043	3:51.159	22:01.315	11:32:02.972	Lewis WILLIAMSON
6 -	11:41:06.027	Lewis WILLIAMSON	9:03.055	8:09.668	30:10.983	11:49:15.695	Lewis WILLIAMSON
7 -	11:51:01.595	Lewis WILLIAMSON	1:45.900	1:22.787	31:33.770	11:52:24.382	Gary PAFFETT
8 -	11:54:04.931	Gary PAFFETT	1:40.549	1:20.248	32:54.018	11:55:25.179	Tristan VAUTIER
9 -	11:57:06.651	Tristan VAUTIER	1:41.472	1:20.405	34:14.423	11:58:27.056	Lewis WILLIAMSON
10 -	12:00:08.003	Lewis WILLIAMSON					

<b>P3</b>	<b>18 Pro</b>	<b>KCMG</b>	<b>Nissan GT-R NISMO GT3</b>
D1: Alexandre IMPERATORI	Total Stint: 28 Laps - 59:26.842 (50.28%)	Best Lap: 1:43.380 On Lap 14 @ 157.46 kph	
D2: Edoardo LIBERATI	Total Stint: 15 Laps - 29:06.413 (24.62%)	Best Lap: 1:42.593 On Lap 40 @ 158.67 kph	
D3: Oliver JARVIS	Total Stint: 6 Laps - 12:22.289 (10.46%)	Best Lap: 1:43.745 On Lap 50 @ 156.91 kph	

STOP	IN TIME	DRIVER IN	STINT TIME	STOP TIME	TOTAL STOP TIME	OUT TIME	DRIVER OUT
1 -	10:10:09.363	Alexandre IMPERATORI	9:32.278	8:32.472	8:32.472	10:18:41.835	Alexandre IMPERATORI
2 -	10:36:27.116	Alexandre IMPERATORI	17:45.281	2:59.525	11:31.997	10:39:26.641	Alexandre IMPERATORI
3 -	10:57:07.561	Alexandre IMPERATORI	17:40.920	2:01.205	13:33.202	10:59:08.766	Edoardo LIBERATI
4 -	11:16:51.281	Edoardo LIBERATI	17:42.515	7:25.139	20:58.341	11:24:16.420	Edoardo LIBERATI
5 -	11:33:29.805	Edoardo LIBERATI	9:13.385	2:10.513	23:08.854	11:35:40.318	Alexandre IMPERATORI
6 -	11:41:14.542	Alexandre IMPERATORI	5:34.224	6:52.934	30:01.788	11:48:07.476	Oliver JARVIS
7 -	12:00:29.765	Oliver JARVIS					

<b>P4</b>	<b>35 Pro</b>	<b>KCMG</b>	<b>Nissan GT-R NISMO GT3</b>
D1: Joao Paulo de OLIVEIRA	Total Stint: 13 Laps - 23:18.032 (19.49%)	Best Lap: 1:43.371 On Lap 43 @ 157.48 kph	
D2: Katsumasa CHIYO	Total Stint: 18 Laps - 37:42.978 (31.54%)	Best Lap: 1:43.345 On Lap 18 @ 157.52 kph	
D3: Joshua BURDON	Total Stint: 11 Laps - 23:24.995 (19.58%)	Best Lap: 1:42.696 On Lap 28 @ 158.51 kph	

STOP	IN TIME	DRIVER IN	STINT TIME	STOP TIME	TOTAL STOP TIME	OUT TIME	DRIVER OUT
1 -	10:03:27.502	Katsumasa CHIYO	2:20.554	3:50.507	3:50.507	10:07:18.009	Katsumasa CHIYO
2 -	10:13:02.562	Katsumasa CHIYO	5:44.553	7:40.300	11:30.807	10:20:42.862	Katsumasa CHIYO
3 -	10:26:11.521	Katsumasa CHIYO	5:28.659	7:03.759	18:34.566	10:33:15.280	Katsumasa CHIYO
4 -	10:38:44.516	Katsumasa CHIYO	5:29.236	6:45.247	25:19.813	10:45:29.763	Katsumasa CHIYO
5 -	10:59:37.439	Katsumasa CHIYO	14:07.676	4:32.300	29:52.113	11:04:09.739	Joshua BURDON
6 -	11:16:30.382	Joshua BURDON	12:20.643	3:01.499	32:53.612	11:19:31.881	Joshua BURDON
7 -	11:26:31.451	Joshua BURDON	6:59.570	4:04.782	36:58.394	11:30:36.233	Joao Paulo de OLIVEIRA
8 -	11:41:22.371	Joao Paulo de OLIVEIRA	10:46.138	6:47.360	43:45.754	11:48:09.731	Joao Paulo de OLIVEIRA
-	Finish	Joao Paulo de OLIVEIRA	12:31.894				

<b>P5</b>	<b>10 Pro</b>	<b>Mercedes-AMG Team SPS Automotive F</b>	<b>Mercedes-AMG GT3</b>
D1: Yelmer BUURMAN	Total Stint: 22 Laps - 49:21.013 (41.02%)	Best Lap: 1:43.675 On Lap 21 @ 157.02 kph	
D2: Luca STOLZ	Total Stint: 13 Laps - 25:14.681 (20.99%)	Best Lap: 1:43.304 On Lap 34 @ 157.58 kph	
D3: Maximilian GOETZ	Total Stint: 11 Laps - 20:31.476 (17.06%)	Best Lap: 1:42.891 On Lap 47 @ 158.21 kph	

STOP	IN TIME	DRIVER IN	STINT TIME	STOP TIME	TOTAL STOP TIME	OUT TIME	DRIVER OUT
------	---------	-----------	------------	-----------	-----------------	----------	------------

Weather / Track : Cloudy / Dry

Kyalami Grand Prix Circuit

Circuit Length = 4.522 km

Start: 10:00 Flag 11:59 End: 12:03

# Kyalami 9 Hours

## PAID TEST SESSION 1 - PIT STOP ANALYSIS

1 -	10:06:16.803	Yelmer BUURMAN	5:43.222	3:31.473	3:31.473	10:09:48.276	Yelmer BUURMAN
2 -	10:21:59.749	Yelmer BUURMAN	12:11.473	9:12.145	12:43.618	10:31:11.894	Yelmer BUURMAN
3 -	10:52:12.977	Yelmer BUURMAN	21:01.083	10:25.235	23:08.853	11:02:38.212	Luca STOLZ
4 -	11:16:34.539	Luca STOLZ	13:56.327	4:23.971	27:32.824	11:20:58.510	Luca STOLZ
5 -	11:27:49.805	Luca STOLZ	6:51.295	22.097	27:54.921	11:28:11.902	Luca STOLZ
6 -	11:29:51.918	Luca STOLZ	1:40.016	2:47.043	30:41.964	11:32:38.961	Maximilian GOETZ
7 -	11:36:08.698	Maximilian GOETZ	3:29.737	2:16.380	32:58.344	11:38:25.078	Maximilian GOETZ
8 -	11:42:56.987	Maximilian GOETZ	4:31.909	5:24.389	38:22.733	11:48:21.376	Maximilian GOETZ
-	Finish	Maximilian GOETZ	12:29.830				

P6 76 Pro		R-Motorsport		Aston Martin Vantage AMR GT3			
D1: Maxime MARTIN		Total Stint: 13 Laps - 31:03.248 (26.02%)		Best Lap: 1:43.766 On Lap 34 @ 156.88 kph			
D2: Enaam AHMED		Total Stint: 20 Laps - 39:05.128 (32.75%)		Best Lap: 1:44.759 On Lap 50 @ 155.39 kph			
D3: Jake DENNIS		Total Stint: 17 Laps - 43:36.627 (36.54%)		Best Lap: 1:42.974 On Lap 43 @ 158.09 kph			
STOP	IN TIME	DRIVER IN	STINT TIME	STOP TIME	TOTAL STOP TIME	OUT TIME	DRIVER OUT
1 -	10:02:51.975	Jake DENNIS	2:11.243	22.564	22.564	10:03:14.539	Jake DENNIS
2 -	10:16:00.243	Jake DENNIS	12:45.704	3:54.742	4:17.306	10:19:54.985	Maxime MARTIN
3 -	10:33:58.648	Maxime MARTIN	14:03.663	5:58.626	10:15.932	10:39:57.274	Enaam AHMED
4 -	10:56:47.332	Enaam AHMED	16:50.058	4:12.359	14:28.291	11:00:59.691	Enaam AHMED
5 -	11:10:17.290	Enaam AHMED	9:17.599	1:52.202	16:20.493	11:12:09.492	Maxime MARTIN
6 -	11:20:56.154	Maxime MARTIN	8:46.662	2:14.297	18:34.790	11:23:10.451	Jake DENNIS
7 -	11:30:16.862	Jake DENNIS	7:06.411	1:01.510	19:36.300	11:31:18.372	Jake DENNIS
8 -	11:40:31.825	Jake DENNIS	9:13.453	8:25.074	28:01.374	11:48:56.899	Enaam AHMED
-	Finish	Enaam AHMED	11:05.269				

P7 999 Pro		Mercedes-AMG Team GruppeM Racing		Mercedes-AMG GT3			
D1: Maxi BUHK		Total Stint: 14 Laps - 33:32.038 (28.59%)		Best Lap: 1:43.409 On Lap 21 @ 157.42 kph			
D2: Maro ENGEL		Total Stint: 14 Laps - 30:38.432 (26.12%)		Best Lap: 1:43.121 On Lap 35 @ 157.86 kph			
D3: Raffaele MARCIELLO		Total Stint: 19 Laps - 42:18.586 (36.07%)		Best Lap: 1:43.001 On Lap 42 @ 158.04 kph			
STOP	IN TIME	DRIVER IN	STINT TIME	STOP TIME	TOTAL STOP TIME	OUT TIME	DRIVER OUT
1 -	10:17:14.863	Raffaele MARCIELLO	16:16.812	7:30.948	7:30.948	10:24:45.811	Maxi BUHK
2 -	10:45:43.735	Maxi BUHK	20:57.924	7:30.813	15:01.761	10:53:14.548	Maro ENGEL
3 -	10:59:00.567	Maro ENGEL	5:46.019	59.946	16:01.707	11:00:00.513	Maro ENGEL
4 -	11:19:19.012	Maro ENGEL	19:18.499	5:33.914	21:35.621	11:24:52.926	Raffaele MARCIELLO
5 -	11:37:19.642	Raffaele MARCIELLO	12:26.716	1:03.196	22:38.817	11:38:22.838	Raffaele MARCIELLO
6 -	11:40:00.665	Raffaele MARCIELLO	1:37.827	8:25.624	31:04.441	11:48:26.289	Raffaele MARCIELLO
7 -	11:50:11.060	Raffaele MARCIELLO	1:44.771	59.619	32:04.060	11:51:10.679	Raffaele MARCIELLO
8 -	11:52:49.514	Raffaele MARCIELLO	1:38.835	1:02.677	33:06.737	11:53:52.191	Maxi BUHK
9 -	11:57:16.859	Maxi BUHK	3:24.668	1:00.024	34:06.761	11:58:16.883	Maxi BUHK
10 -	11:59:55.516	Maxi BUHK					

P8 12 Pro		Dinamic Motorsport		Porsche 911 GT3 R			
D1: Laurens VANTHOOR		Total Stint: 12 Laps - 23:51.842 (20.3%)		Best Lap: 1:43.960 On Lap 12 @ 156.59 kph			
D2: Earl BAMBER		Total Stint: 18 Laps - 34:32.789 (29.38%)		Best Lap: 1:43.582 On Lap 22 @ 157.16 kph			
D3: Matt CAMPBELL		Total Stint: 15 Laps - 30:14.761 (25.73%)		Best Lap: 1:43.019 On Lap 43 @ 158.02 kph			
STOP	IN TIME	DRIVER IN	STINT TIME	STOP TIME	TOTAL STOP TIME	OUT TIME	DRIVER OUT
1 -	10:03:13.687	Laurens VANTHOOR	2:02.147	1:52.826	1:52.826	10:05:06.513	Laurens VANTHOOR
2 -	10:15:39.106	Laurens VANTHOOR	10:32.593	2:26.908	4:19.734	10:18:06.014	Laurens VANTHOOR
3 -	10:27:01.096	Laurens VANTHOOR	8:55.082	2:22.020	6:41.754	10:29:23.116	Earl BAMBER
4 -	10:35:47.107	Earl BAMBER	6:23.991	13:14.232	19:55.986	10:49:01.339	Earl BAMBER
5 -	11:01:14.371	Earl BAMBER	12:13.032	3:32.385	23:28.371	11:04:46.756	Earl BAMBER
6 -	11:18:50.302	Earl BAMBER	14:03.546	1:52.220	25:20.591	11:20:42.522	Matt CAMPBELL
7 -	11:36:38.586	Matt CAMPBELL	15:56.064	2:27.787	27:48.378	11:39:06.373	Matt CAMPBELL
8 -	11:41:04.828	Matt CAMPBELL	1:58.455	6:59.340	34:47.718	11:48:04.168	Matt CAMPBELL
9 -	12:00:24.410	Matt CAMPBELL					

P9 911 Pro		KUS Team 75 Bernhard		Porsche 911 GT3 R			
D1: Romain DUMAS		Total Stint: 0 Laps		Best Lap: 1:43.874 On Lap 26 @ 156.72 kph			
D2: Dirk WERNER		Total Stint: 31 Laps - 57:44.758 (49.48%)		Best Lap: 1:43.242 On Lap 49 @ 157.68 kph			
D3: Sven MUELLER		Total Stint: 19 Laps - 36:50.775 (31.57%)					
STOP	IN TIME	DRIVER IN	STINT TIME	STOP TIME	TOTAL STOP TIME	OUT TIME	DRIVER OUT
1 -	10:13:52.100	Dirk WERNER	13:34.480	1:30.847	1:30.847	10:15:22.947	Dirk WERNER
2 -	10:18:55.167	Dirk WERNER	3:32.220	1:29.606	3:00.453	10:20:24.773	Dirk WERNER
3 -	10:22:08.695	Dirk WERNER	1:43.922	10:25.243	13:25.696	10:32:33.938	Dirk WERNER

Weather / Track : Cloudy / Dry

Kyalami Grand Prix Circuit  
Circuit Length = 4.522 km  
Start: 10:00 Flag 11:59 End: 12:03

# Kyalami 9 Hours

## PAID TEST SESSION 1 - PIT STOP ANALYSIS

4 -	11:09:18.089	Dirk WERNER	36:44.151	2:09.985	15:35.681	11:11:28.074	Sven MUELLER
5 -	11:37:43.990	Sven MUELLER	26:15.916	10:18.211	25:53.892	11:48:02.201	Sven MUELLER
6 -	11:58:37.060	Sven MUELLER					

<b>P10 20 Pro</b>	<b>GPX Racing</b>	<b>Porsche 911 GT3 R</b>
D1: Michael CHRISTENSEN	Total Stint: 10 Laps - 19:17.982 (18.18%)	Best Lap: 1:43.252 On Lap 26 @ 157.66 kph
D2: Kevin ESTRE	Total Stint: 16 Laps - 30:38.111 (28.86%)	Best Lap: 1:43.708 On Lap 16 @ 156.97 kph
D3: Richard LIETZ	Total Stint: 18 Laps - 32:53.999 (30.99%)	Best Lap: 1:43.259 On Lap 45 @ 157.65 kph

STOP	IN TIME	DRIVER IN	STINT TIME	STOP TIME	TOTAL STOP TIME	OUT TIME	DRIVER OUT
1 -	10:33:09.377	Kevin ESTRE	17:45.484	6:27.186	6:27.186	10:39:36.563	Kevin ESTRE
2 -	10:50:03.463	Kevin ESTRE	10:26.900	2:25.727	8:52.913	10:52:29.190	Michael CHRISTENSEN
3 -	11:09:54.663	Michael CHRISTENSEN	17:25.473	1:52.509	10:45.422	11:11:47.172	Richard LIETZ
4 -	11:31:20.219	Richard LIETZ	19:33.047	16:51.488	27:36.910	11:48:11.707	Richard LIETZ
-	Finish	Richard LIETZ	13:20.952				

<b>P11 30 Pro</b>	<b>Honda Team Motul</b>	<b>Honda NSX GT3 2019</b>
D1: Marco BONANOMI	Total Stint: 14 Laps - 33:01.037 (27.72%)	Best Lap: 1:43.975 On Lap 41 @ 156.56 kph
D2: Bertrand BAGUETTE	Total Stint: 20 Laps - 39:07.361 (32.85%)	Best Lap: 1:43.259 On Lap 47 @ 157.65 kph
D3: Dane CAMERON	Total Stint: 14 Laps - 26:34.502 (22.31%)	Best Lap: 1:44.841 On Lap 14 @ 155.27 kph

STOP	IN TIME	DRIVER IN	STINT TIME	STOP TIME	TOTAL STOP TIME	OUT TIME	DRIVER OUT
1 -	10:03:22.364	Dane CAMERON	2:14.174	3:09.690	3:09.690	10:06:32.054	Dane CAMERON
2 -	10:19:12.684	Dane CAMERON	12:40.630	2:50.041	5:59.731	10:22:02.725	Dane CAMERON
3 -	10:32:31.658	Dane CAMERON	10:28.933	1:10.765	7:10.496	10:33:42.423	Bertrand BAGUETTE
4 -	10:47:44.492	Bertrand BAGUETTE	14:02.069	3:36.772	10:47.268	10:51:21.264	Bertrand BAGUETTE
5 -	11:00:03.352	Bertrand BAGUETTE	8:42.088	3:41.268	14:28.536	11:03:44.620	Marco BONANOMI
6 -	11:19:43.412	Marco BONANOMI	15:58.792	2:28.684	16:57.220	11:22:12.096	Marco BONANOMI
7 -	11:30:54.441	Marco BONANOMI	8:42.345	8:19.900	25:17.120	11:39:14.341	Bertrand BAGUETTE
8 -	11:41:19.111	Bertrand BAGUETTE	2:04.770	8:17.511	33:34.631	11:49:36.622	Bertrand BAGUETTE
-	Finish	Bertrand BAGUETTE	10:37.166				

<b>P12 34 Pro</b>	<b>Walkenhorst Motorsport</b>	<b>BMW M6 GT3</b>
D1: Christian KROGNES	Total Stint: 20 Laps - 43:35.459 (37.58%)	Best Lap: 1:43.610 On Lap 42 @ 157.11 kph
D2: Mikkel JENSEN	Total Stint: 14 Laps - 26:42.497 (23.02%)	Best Lap: 1:43.335 On Lap 28 @ 157.53 kph
D3: Nicky CATSBURG	Total Stint: 17 Laps - 34:41.496 (29.91%)	Best Lap: 1:43.276 On Lap 50 @ 157.62 kph

STOP	IN TIME	DRIVER IN	STINT TIME	STOP TIME	TOTAL STOP TIME	OUT TIME	DRIVER OUT
1 -	10:03:19.000	Christian KROGNES	2:01.666	2:20.884	2:20.884	10:05:39.884	Christian KROGNES
2 -	10:17:58.623	Christian KROGNES	12:18.739	4:15.109	6:35.993	10:22:13.732	Christian KROGNES
3 -	10:34:25.524	Christian KROGNES	12:11.792	2:52.886	9:28.879	10:37:18.410	Mikkel JENSEN
4 -	11:01:45.201	Mikkel JENSEN	24:26.791	2:15.706	11:44.585	11:04:00.907	Nicky CATSBURG
5 -	11:19:54.423	Nicky CATSBURG	15:53.516	2:01.870	13:46.455	11:21:56.293	Christian KROGNES
6 -	11:30:35.372	Christian KROGNES	8:39.079	5:31.297	19:17.752	11:36:06.669	Nicky CATSBURG
7 -	11:42:16.002	Nicky CATSBURG	6:09.333	6:02.756	25:20.508	11:48:18.758	Nicky CATSBURG
8 -	11:58:55.535	Nicky CATSBURG					

<b>P13 42 Pro</b>	<b>BMW Team Schnitzer</b>	<b>BMW M6 GT3</b>
D1: Martin TOMCZYK	Total Stint: 25 Laps - 45:34.371 (37.56%)	Best Lap: 1:43.907 On Lap 38 @ 156.67 kph
D2: Sheldon VAN DER LINDE	Total Stint: 19 Laps - 35:08.272 (28.96%)	Best Lap: 1:44.037 On Lap 5 @ 156.47 kph
D3: Augusto FARFUS	Total Stint: 16 Laps - 29:10.731 (24.05%)	Best Lap: 1:43.321 On Lap 61 @ 157.55 kph

STOP	IN TIME	DRIVER IN	STINT TIME	STOP TIME	TOTAL STOP TIME	OUT TIME	DRIVER OUT
1 -	10:18:11.913	Sheldon VAN DER LINDE	17:50.805	2:33.660	2:33.660	10:20:45.573	Sheldon VAN DER LINDE
2 -	10:36:32.033	Sheldon VAN DER LINDE	15:46.460	1:31.007	4:04.667	10:38:03.040	Martin TOMCZYK
3 -	11:04:30.261	Martin TOMCZYK	26:27.221	2:03.996	6:08.663	11:06:34.257	Martin TOMCZYK
4 -	11:24:12.067	Martin TOMCZYK	17:37.810	1:29.340	7:38.003	11:25:41.407	Augusto FARFUS
5 -	11:42:17.730	Augusto FARFUS	16:36.323	5:56.039	13:34.042	11:48:13.769	Augusto FARFUS
6 -	11:53:31.215	Augusto FARFUS	5:17.446	52.142	14:26.184	11:54:23.357	Augusto FARFUS
-	Finish	Augusto FARFUS	7:16.962				

<b>P14 108 Pro</b>	<b>Bentley Team M-Sport</b>	<b>Bentley Continental GT3</b>
D1: Rodrigo BAPTISTA	Total Stint: 17 Laps - 36:48.990 (30.61%)	Best Lap: 1:43.838 On Lap 36 @ 156.77 kph
D2: Andy SOUCEK	Total Stint: 16 Laps - 37:49.133 (31.44%)	Best Lap: 1:43.385 On Lap 29 @ 157.46 kph
D3: Steven KANE	Total Stint: 15 Laps - 34:46.803 (28.91%)	Best Lap: 1:44.124 On Lap 42 @ 156.34 kph

STOP	IN TIME	DRIVER IN	STINT TIME	STOP TIME	TOTAL STOP TIME	OUT TIME	DRIVER OUT
1 -	10:04:16.376	Andy SOUCEK	3:57.118	3:22.704	3:22.704	10:07:39.080	Andy SOUCEK
2 -	10:20:07.719	Andy SOUCEK	12:28.639	4:13.013	7:35.717	10:24:20.732	Rodrigo BAPTISTA

Weather / Track : Cloudy / Dry

Kyalami Grand Prix Circuit  
Circuit Length = 4.522 km  
Start: 10:00 Flag 11:59 End: 12:03

# Kyalami 9 Hours

## PAID TEST SESSION 1 - PIT STOP ANALYSIS

3 -	10:36:49.891	Rodrigo BAPTISTA	12:29.159	2:26.998	10:02.715	10:39:16.889	Steven KANE
4 -	10:53:28.801	Steven KANE	14:11.912	6:50.056	16:52.771	11:00:18.857	Andy SOUCEK
5 -	11:12:31.486	Andy SOUCEK	12:12.629	4:57.734	21:50.505	11:17:29.220	Rodrigo BAPTISTA
6 -	11:29:45.911	Rodrigo BAPTISTA	12:16.691	4:13.400	26:03.905	11:33:59.311	Steven KANE
7 -	11:41:07.456	Steven KANE	7:08.145	7:30.009	33:33.914	11:48:37.465	Steven KANE
8 -	11:53:53.377	Steven KANE	5:15.912	1:20.778	34:54.692	11:55:14.155	Rodrigo BAPTISTA
-	Finish	Rodrigo BAPTISTA	5:22.742				

P15 22 Silver		WTM Racing powered by Rinaldi		Ferrari 488 GT3			
D1: Leonard WEISS		Total Stint: 12 Laps - 22:55.644 (18.97%)		Best Lap: 1:46.398 On Lap 49 @ 153.00 kph			
D2: Jochen KRUMBACH		Total Stint: 21 Laps - 41:15.072 (34.14%)		Best Lap: 1:45.743 On Lap 14 @ 153.95 kph			
D3: David PEREL		Total Stint: 15 Laps - 28:55.334 (23.93%)		Best Lap: 1:43.469 On Lap 36 @ 157.33 kph			
STOP	IN TIME	DRIVER IN	STINT TIME	STOP TIME	TOTAL STOP TIME	OUT TIME	DRIVER OUT
1 -	10:07:05.653	Jochen KRUMBACH	6:41.629	4:27.671	4:27.671	10:11:33.324	Jochen KRUMBACH
2 -	10:17:36.327	Jochen KRUMBACH	6:03.003	2:35.498	7:03.169	10:20:11.825	Jochen KRUMBACH
3 -	10:34:29.437	Jochen KRUMBACH	14:17.612	6:20.853	13:24.022	10:40:50.290	Jochen KRUMBACH
4 -	10:53:14.116	Jochen KRUMBACH	12:23.826	1:49.002	15:13.024	10:55:03.118	David PEREL
5 -	11:05:39.409	David PEREL	10:36.291	6:21.643	21:34.667	11:12:01.052	David PEREL
6 -	11:20:47.013	David PEREL	8:45.961	2:41.128	24:15.795	11:23:28.141	David PEREL
7 -	11:30:27.853	David PEREL	6:59.712	2:33.370	26:49.165	11:33:01.223	Leonard WEISS
8 -	11:43:12.121	Leonard WEISS	10:10.898	5:17.628	32:06.793	11:48:29.749	Leonard WEISS
-	Finish	Leonard WEISS	12:44.746				

P16 43 ProAm		Strakka Racing		Mercedes-AMG GT3			
D1: Christina NIELSEN		Total Stint: 15 Laps - 30:45.866 (31.61%)		Best Lap: 1:45.712 On Lap 28 @ 153.99 kph			
D2: Adrian Henry D'SLIVA		Total Stint: 13 Laps - 33:23.097 (34.3%)		Best Lap: 1:47.895 On Lap 42 @ 150.88 kph			
D3: Dominik BAUMANN		Total Stint: 14 Laps - 30:09.519 (30.99%)		Best Lap: 1:43.490 On Lap 9 @ 157.30 kph			
STOP	IN TIME	DRIVER IN	STINT TIME	STOP TIME	TOTAL STOP TIME	OUT TIME	DRIVER OUT
1 -	10:18:01.847	Dominik BAUMANN	16:33.719	9:07.185	9:07.185	10:27:09.032	Dominik BAUMANN
2 -	10:35:53.556	Dominik BAUMANN	8:44.524	4:51.276	13:58.461	10:40:44.832	Christina NIELSEN
3 -	10:53:58.002	Christina NIELSEN	13:13.170	2:22.874	16:21.335	10:56:20.876	Christina NIELSEN
4 -	11:10:42.005	Christina NIELSEN	14:21.129	3:11.567	19:32.902	11:13:53.572	Adrian Henry D'SLIVA
5 -	11:47:16.669	Adrian Henry D'SLIVA					

P17 25 Pro		Audi Sport Team WRT		Audi R8 LMS GT3 2019			
D1: Dries VANTHOOR		Total Stint: 13 Laps - 29:52.312 (24.85%)		Best Lap: 1:43.512 On Lap 26 @ 157.26 kph			
D2: Kelvin VAN DER LINDE		Total Stint: 15 Laps - 29:43.795 (24.74%)		Best Lap: 1:43.633 On Lap 15 @ 157.08 kph			
D3: Frederic VERVISCH		Total Stint: 22 Laps - 38:48.851 (32.29%)		Best Lap: 1:43.786 On Lap 39 @ 156.85 kph			
STOP	IN TIME	DRIVER IN	STINT TIME	STOP TIME	TOTAL STOP TIME	OUT TIME	DRIVER OUT
1 -	10:02:28.353	Kelvin VAN DER LINDE	2:00.038	22.345	22.345	10:02:50.698	Kelvin VAN DER LINDE
2 -	10:18:43.258	Kelvin VAN DER LINDE	15:52.560	3:15.821	3:38.166	10:21:59.079	Kelvin VAN DER LINDE
3 -	10:30:37.908	Kelvin VAN DER LINDE	8:38.829	3:12.368	6:50.534	10:33:50.276	Dries VANTHOOR
4 -	10:56:36.810	Dries VANTHOOR	22:46.534	7:05.778	13:56.312	11:03:42.588	Frederic VERVISCH
5 -	11:26:21.760	Frederic VERVISCH	22:39.172	11:05.234	25:01.546	11:37:26.994	Frederic VERVISCH
6 -	11:41:11.741	Frederic VERVISCH	3:44.747	7:03.234	32:04.780	11:48:14.975	Frederic VERVISCH
-	Finish	Frederic VERVISCH	12:24.932				

P18 107 Pro		Bentley Team M-Sport		Bentley Continental GT3			
D1: Jules GOUNON		Total Stint: 16 Laps - 29:07.459 (24.21%)		Best Lap: 1:43.606 On Lap 36 @ 157.12 kph			
D2: Maxime SOULET		Total Stint: 21 Laps - 38:23.630 (31.92%)		Best Lap: 1:43.723 On Lap 48 @ 156.94 kph			
D3: Jordan PEPPER		Total Stint: 10 Laps - 19:24.578 (16.14%)		Best Lap: 1:43.731 On Lap 8 @ 156.93 kph			
STOP	IN TIME	DRIVER IN	STINT TIME	STOP TIME	TOTAL STOP TIME	OUT TIME	DRIVER OUT
1 -	10:06:17.826	Jordan PEPPER	5:46.506	18:18.064	18:18.064	10:24:35.890	Jordan PEPPER
2 -	10:36:53.854	Jordan PEPPER	12:17.964	1:20.108	19:38.172	10:38:13.962	Maxime SOULET
3 -	10:55:46.397	Maxime SOULET	17:32.435	1:27.658	21:05.830	10:57:14.055	Jules GOUNON
4 -	11:11:09.803	Jules GOUNON	13:55.748	3:51.204	24:57.034	11:15:01.007	Jules GOUNON
5 -	11:21:55.746	Jules GOUNON	6:54.739	3:56.674	28:53.708	11:25:52.420	Jules GOUNON
6 -	11:32:52.751	Jules GOUNON	7:00.331	1:16.641	30:10.349	11:34:09.392	Maxime SOULET
7 -	11:41:16.129	Maxime SOULET	7:06.737	7:15.330	37:25.679	11:48:31.459	Maxime SOULET
-	Finish	Maxime SOULET	12:16.800				

Weather / Track : Cloudy / Dry

Kyalami Grand Prix Circuit

Circuit Length = 4.522 km

Start: 10:00 Flag 11:59 End: 12:03

# Kyalami 9 Hours

## PAID TEST SESSION 1 - PIT STOP ANALYSIS

<b>P19 29 Pro</b>	<b>Audi Sport Team Land</b>	<b>Audi R8 LMS GT3 2019</b>
D1: Markus WINKELHOCK	Total Stint: 15 Laps - 41:35.583 (35.87%)	Best Lap: 1:44.295 On Lap 35 @ 156.08 kph
D2: Christopher MIES	Total Stint: 20 Laps - 37:15.660 (32.14%)	Best Lap: 1:44.075 On Lap 20 @ 156.41 kph
D3: Christopher HAASE	Total Stint: 7 Laps - 12:25.092 (10.71%)	Best Lap: 1:43.933 On Lap 43 @ 156.63 kph

STOP	IN TIME	DRIVER IN	STINT TIME	STOP TIME	TOTAL STOP TIME	OUT TIME	DRIVER OUT
1 -	10:18:40.238	Christopher MIES	14:10.682	9:47.412	9:47.412	10:28:27.650	Christopher MIES
2 -	10:49:22.686	Christopher MIES	20:55.036	2:09.942	11:57.354	10:51:32.628	Markus WINKELHOCK
3 -	11:05:37.690	Markus WINKELHOCK	14:05.062	14:52.640	26:49.994	11:20:30.330	Markus WINKELHOCK
4 -	11:32:46.042	Markus WINKELHOCK	12:15.712	15:14.809	42:04.803	11:48:00.851	Christopher HAASE
-	Finish	Christopher HAASE	12:25.092				

<b>P20 6 Silver</b>	<b>Black Falcon</b>	<b>Mercedes-AMG GT3</b>
D1: Hubert HAUPT	Total Stint: 12 Laps - 23:13.614 (20.03%)	Best Lap: 1:44.696 On Lap 10 @ 155.49 kph
D2: Patrick ASSENHEIMER	Total Stint: 13 Laps - 24:27.699 (21.09%)	Best Lap: 1:44.055 On Lap 25 @ 156.44 kph
D3: Sergei AFANASIEV	Total Stint: 24 Laps - 47:37.459 (41.06%)	Best Lap: 1:43.955 On Lap 39 @ 156.59 kph

STOP	IN TIME	DRIVER IN	STINT TIME	STOP TIME	TOTAL STOP TIME	OUT TIME	DRIVER OUT
1 -	10:02:32.693	Hubert HAUPT	2:06.622	22.528	22.528	10:02:55.221	Hubert HAUPT
2 -	10:13:37.560	Hubert HAUPT	10:42.339	1:59.186	2:21.714	10:15:36.746	Hubert HAUPT
3 -	10:24:19.023	Hubert HAUPT	8:42.277	1:42.376	4:04.090	10:26:01.399	Patrick ASSENHEIMER
4 -	10:49:00.859	Patrick ASSENHEIMER	22:59.460	1:28.239	5:32.329	10:50:29.098	Sergei AFANASIEV
5 -	11:17:21.036	Sergei AFANASIEV	26:51.938	10:35.136	16:07.465	11:27:56.172	Sergei AFANASIEV
6 -	11:38:25.273	Sergei AFANASIEV	10:29.101	10:03.235	26:10.700	11:48:28.508	Sergei AFANASIEV
7 -	11:58:44.928	Sergei AFANASIEV					

<b>P21 188 ProAm</b>	<b>Garage 59</b>	<b>Aston Martin Vantage AMR GT3</b>
D1: Alex WEST	Total Stint: 20 Laps - 38:16.506 (31.69%)	Best Lap: 1:45.849 On Lap 47 @ 153.79 kph
D2: Chris GOODWIN	Total Stint: 13 Laps - 34:55.130 (28.91%)	Best Lap: 1:45.532 On Lap 43 @ 154.25 kph
D3: Côme LEDOGAR	Total Stint: 17 Laps - 33:36.884 (27.83%)	Best Lap: 1:43.960 On Lap 16 @ 156.59 kph

STOP	IN TIME	DRIVER IN	STINT TIME	STOP TIME	TOTAL STOP TIME	OUT TIME	DRIVER OUT
1 -	10:02:37.097	Côme LEDOGAR	2:09.721	3:53.165	3:53.165	10:06:30.262	Côme LEDOGAR
2 -	10:26:19.361	Côme LEDOGAR	19:49.099	4:34.319	8:27.484	10:30:53.680	Côme LEDOGAR
3 -	10:39:35.434	Côme LEDOGAR	8:41.754	2:56.310	11:23.794	10:42:31.744	Alex WEST
4 -	11:06:29.255	Alex WEST	23:57.511	1:28.677	12:52.471	11:07:57.932	Chris GOODWIN
5 -	11:20:45.342	Chris GOODWIN	12:47.410	5:30.740	18:23.211	11:26:16.082	Chris GOODWIN
6 -	11:36:58.851	Chris GOODWIN	10:42.769	11:24.951	29:48.162	11:48:23.802	Alex WEST
-	Finish	Alex WEST	12:50.318				

<b>P22 62 Pro</b>	<b>R-Motorsport</b>	<b>Aston Martin Vantage AMR GT3</b>
D1: Ricky COLLARD	Total Stint: 5 Laps - 11:42.720 (10.18%)	Best Lap: 1:49.299 On Lap 25 @ 148.94 kph
D2: Hugo de SADELEER	Total Stint: 9 Laps - 27:36.646 (24.01%)	Best Lap: 1:45.887 On Lap 19 @ 153.74 kph
D3: Marvin KIRCHHOEFER	Total Stint: 11 Laps - 24:21.397 (21.18%)	Best Lap: 1:44.616 On Lap 8 @ 155.60 kph

STOP	IN TIME	DRIVER IN	STINT TIME	STOP TIME	TOTAL STOP TIME	OUT TIME	DRIVER OUT
1 -	10:02:52.847	Marvin KIRCHHOEFER	2:14.015	34.478	34.478	10:03:27.325	Marvin KIRCHHOEFER
2 -	10:05:26.403	Marvin KIRCHHOEFER	1:59.078	5:50.001	6:24.479	10:11:16.404	Marvin KIRCHHOEFER
3 -	10:27:51.454	Marvin KIRCHHOEFER	16:35.050	3:33.254	9:57.733	10:31:24.708	Hugo de SADELEER
4 -	10:47:47.809	Hugo de SADELEER	16:23.101	11:13.545	21:11.278	10:59:01.354	Ricky COLLARD
5 -	11:00:55.600	Ricky COLLARD	1:54.246	5:41.112	26:52.390	11:06:36.712	Ricky COLLARD
6 -	11:14:00.612	Ricky COLLARD	7:23.900	41:39.942	1:08:32.332	11:55:40.554	Ricky COLLARD
7 -	11:58:05.128	Ricky COLLARD					

<b>P24 36 Am</b>	<b>Walkenhorst Motorsport</b>	<b>BMW M6 GT3</b>
D1: Henry WALKENHORST	Total Stint: 11 Laps - 23:37.974 (19.92%)	Best Lap: 1:48.470 On Lap 23 @ 150.08 kph
D2: Michael Von ROOYEN	Total Stint: 17 Laps - 36:35.775 (30.84%)	Best Lap: 1:44.904 On Lap 45 @ 155.18 kph
D3: Gennaro BONAFEDE	Total Stint: 19 Laps - 46:48.788 (39.45%)	Best Lap: 1:44.799 On Lap 8 @ 155.33 kph

STOP	IN TIME	DRIVER IN	STINT TIME	STOP TIME	TOTAL STOP TIME	OUT TIME	DRIVER OUT
1 -	10:03:00.592	Gennaro BONAFEDE	2:30.146	6:56.594	6:56.594	10:09:57.186	Gennaro BONAFEDE
2 -	10:15:23.430	Gennaro BONAFEDE	5:26.244	2:27.619	9:24.213	10:17:51.049	Gennaro BONAFEDE
3 -	10:31:52.774	Gennaro BONAFEDE	14:01.725	2:44.729	12:08.942	10:34:37.503	Henry WALKENHORST
4 -	10:40:15.016	Henry WALKENHORST	5:37.513	1:36.798	13:45.740	10:41:51.814	Henry WALKENHORST
5 -	10:56:31.279	Henry WALKENHORST	14:39.465	3:20.996	17:06.736	10:59:52.275	Michael Von ROOYEN
6 -	11:05:31.720	Michael Von ROOYEN	5:39.445	2:29.293	19:36.029	11:08:01.013	Michael Von ROOYEN
7 -	11:22:24.524	Michael Von ROOYEN	14:23.511	3:47.017	23:23.046	11:26:11.541	Gennaro BONAFEDE
8 -	11:38:28.119	Gennaro BONAFEDE	12:16.578	9:49.366	33:12.412	11:48:17.485	Michael Von ROOYEN

Weather / Track : Cloudy / Dry

Kyalami Grand Prix Circuit

Circuit Length = 4.522 km

Start: 10:00 Flag 11:59 End: 12:03



## Kyalami 9 Hours

### PAID TEST SESSION 1 - PIT STOP ANALYSIS

9 - 12:01:03.287 Michael Von ROOYEN

STOP	IN TIME	DRIVER IN	STINT TIME	STOP TIME	TOTAL STOP TIME	OUT TIME	DRIVER OUT
1 -	10:24:58.854	Miguel RAMOS	24:13.363	4:35.766	4:35.766	10:29:34.620	Valentin PIERBURG
2 -	10:51:32.975	Valentin PIERBURG	21:58.355	4:45.892	9:21.658	10:56:18.867	Tim Torsten MÜLLER
3 -	11:09:10.904	Tim Torsten MÜLLER	12:52.037	7:45.060	17:06.718	11:16:55.964	Tim Torsten MÜLLER
4 -	11:25:53.261	Tim Torsten MÜLLER	8:57.297	2:59.675	20:06.393	11:28:52.936	Miguel RAMOS
5 -	11:39:40.243	Miguel RAMOS	10:47.307	8:45.073	28:51.466	11:48:25.316	Valentin PIERBURG
6 -	11:55:46.764	Valentin PIERBURG	7:21.448	22.248	29:13.714	11:56:09.012	Valentin PIERBURG
-	Finish	Valentin PIERBURG	5:22.508				

STOP	IN TIME	DRIVER IN	STINT TIME	STOP TIME	TOTAL STOP TIME	OUT TIME	DRIVER OUT
1 -	10:04:11.158	Leonard Charles THOMP	2:33.262	2:39.256	2:39.256	10:06:50.414	Leonard Charles THOMPSON
2 -	10:19:50.994	Leonard Charles THOMP					

STOP	IN TIME	DRIVER IN	STINT TIME	STOP TIME	TOTAL STOP TIME	OUT TIME	DRIVER OUT
1 -	10:03:31.510	Charl ARANGIES	2:07.671	1:04.109	1:04.109	10:04:35.619	Charl ARANGIES
2 -	10:11:56.780	Charl ARANGIES					

STOP	IN TIME	DRIVER IN	STINT TIME	STOP TIME	TOTAL STOP TIME	OUT TIME	DRIVER OUT
1 -	10:06:22.617	Franco SCRIBANTE	4:34.571	10:02.658	10:02.658	10:16:25.275	Franco SCRIBANTE
2 -	10:25:58.628	Franco SCRIBANTE	9:33.353	22:01.966	32:04.624	10:48:00.594	Franco SCRIBANTE
3 -	10:56:10.767	Franco SCRIBANTE	8:10.173	12:04.275	44:08.899	11:08:15.042	Franco SCRIBANTE
4 -	11:10:32.295	Franco SCRIBANTE					

# Kyalami 9 Hours

## PAID TEST SESSION 1 - STATISTICS

<b>Competitors Started</b>	28
<b>Planned Start</b>	2019-11-21 @ 10:00:00.000
<b>Actual Start</b>	2019-11-21 @ 10:00:00.000
<b>Finish Time</b>	2019-11-21 @ 11:59:59.935
<b>Track Length</b>	4.522km
<b>Total Laps</b>	1223
<b>Total Distance Covered</b>	5530.406km

### Session Fastest Lap History

NO	CL	NAME	LAP TIME	TIME OF DAY	LAP	VEHICLE
42	Pro	<b>BMW Team Schnitzer</b> <i>S. VAN DER LINDE</i>	<b>1:48.416</b>	10:04:21.964	3	BMW M6 GT3
107	Pro	<b>Bentley Team M-Sport</b> <i>J. PEPPER</i>	<b>1:47.550</b>	10:04:27.407	3	Bentley Continental GT3
44	Pro	<b>Mercedes-AMG Team Strakka Racing</b> <i>G. PAFFETT</i>	<b>1:46.904</b>	10:05:12.878	3	Mercedes-AMG GT3
42	Pro	<b>BMW Team Schnitzer</b> <i>S. VAN DER LINDE</i>	<b>1:44.523</b>	10:06:06.488	4	BMW M6 GT3
42	Pro	<b>BMW Team Schnitzer</b> <i>S. VAN DER LINDE</i>	<b>1:44.037</b>	10:07:50.525	5	BMW M6 GT3
44	Pro	<b>Mercedes-AMG Team Strakka Racing</b> <i>G. PAFFETT</i>	<b>1:43.586</b>	10:10:25.891	6	Mercedes-AMG GT3
44	Pro	<b>Mercedes-AMG Team Strakka Racing</b> <i>G. PAFFETT</i>	<b>1:43.423</b>	10:13:59.552	8	Mercedes-AMG GT3
18	Pro	<b>KCMG</b> <i>A. IMPERATORI</i>	<b>1:43.380</b>	10:32:59.368	14	Nissan GT-R NISMO GT3
31	Pro	<b>Frikadelli Racing Team</b> <i>M. JAMINET</i>	<b>1:43.337</b>	10:46:54.640	21	Porsche 911 GT3 R
34	Pro	<b>Walkenhorst Motorsport</b> <i>M. JENSEN</i>	<b>1:43.335</b>	10:58:21.952	28	BMW M6 GT3
20	Pro	<b>GPX Racing</b> <i>M. CHRISTENSEN</i>	<b>1:43.252</b>	11:08:17.816	26	Porsche 911 GT3 R
999	Pro	<b>Mercedes-AMG Team GruppeM Racing</b> <i>M. ENGEL</i>	<b>1:43.121</b>	11:17:41.383	35	Mercedes-AMG GT3
35	Pro	<b>KCMG</b> <i>J. BURDON</i>	<b>1:42.696</b>	11:23:10.172	28	Nissan GT-R NISMO GT3
31	Pro	<b>Frikadelli Racing Team</b> <i>N. TANDY</i>	<b>1:42.386</b>	11:29:44.860	37	Porsche 911 GT3 R

### Flag History

TYPE	TIME OF DAY
GREEN	10:00:00.000
RED	11:40:42.486
GREEN	11:47:58.826
FINISH	11:59:59.935

### Flag Statistics

TYPE	COUNT	TOTAL LAPS	TOTAL TIME
Green	2	61	1:56:36.619
Red	1	0	7:16.340
Safety Car	0	0	0.000
FCY	0	0	0.000

Weather / Track : Cloudy / Dry

Kyalami Grand Prix Circuit  
Circuit Length = 4.522 km  
Start: 10:00 Flag 11:59 End: 12:03

# Kyalami 9 Hours

## PAID TEST SESSION 1 - STATISTICS

CLASS : Pro

18 Starters

### Fastest Lap History

NO	NAME	LAP TIME	TIME OF DAY	LAP	VEHICLE
42	<b>BMW Team Schnitzer</b> <i>S. VAN DER LINDE</i>	<b>1:48.416</b>	10:04:21.964	3	BMW M6 GT3
107	<b>Bentley Team M-Sport</b> <i>J. PEPPER</i>	<b>1:47.550</b>	10:04:27.407	3	Bentley Continental GT3
44	<b>Mercedes-AMG Team Strakka Racing</b> <i>G. PAFFETT</i>	<b>1:46.904</b>	10:05:12.878	3	Mercedes-AMG GT3
42	<b>BMW Team Schnitzer</b> <i>S. VAN DER LINDE</i>	<b>1:44.523</b>	10:06:06.488	4	BMW M6 GT3
42	<b>BMW Team Schnitzer</b> <i>S. VAN DER LINDE</i>	<b>1:44.037</b>	10:07:50.525	5	BMW M6 GT3
44	<b>Mercedes-AMG Team Strakka Racing</b> <i>G. PAFFETT</i>	<b>1:43.586</b>	10:10:25.891	6	Mercedes-AMG GT3
44	<b>Mercedes-AMG Team Strakka Racing</b> <i>G. PAFFETT</i>	<b>1:43.423</b>	10:13:59.552	8	Mercedes-AMG GT3
18	<b>KCMG</b> <i>A. IMPERATORI</i>	<b>1:43.380</b>	10:32:59.368	14	Nissan GT-R NISMO GT3
31	<b>Frikadelli Racing Team</b> <i>M. JAMINET</i>	<b>1:43.337</b>	10:46:54.640	21	Porsche 911 GT3 R
34	<b>Walkenhorst Motorsport</b> <i>M. JENSEN</i>	<b>1:43.335</b>	10:58:21.952	28	BMW M6 GT3
20	<b>GPX Racing</b> <i>M. CHRISTENSEN</i>	<b>1:43.252</b>	11:08:17.816	26	Porsche 911 GT3 R
999	<b>Mercedes-AMG Team GruppeM Racing</b> <i>M. ENGEL</i>	<b>1:43.121</b>	11:17:41.383	35	Mercedes-AMG GT3
35	<b>KCMG</b> <i>J. BURDON</i>	<b>1:42.696</b>	11:23:10.172	28	Nissan GT-R NISMO GT3
31	<b>Frikadelli Racing Team</b> <i>N. TANDY</i>	<b>1:42.386</b>	11:29:44.860	37	Porsche 911 GT3 R

Weather / Track : Cloudy / Dry

Kyalami Grand Prix Circuit  
Circuit Length = 4.522 km  
Start: 10:00 Flag 11:59 End: 12:03

# Kyalami 9 Hours

## PAID TEST SESSION 1 - STATISTICS

CLASS : ProAm

2 Starters

### Fastest Lap History

NO	NAME	LAP TIME	TIME OF DAY	LAP	VEHICLE
43	<b>Strakka Racing</b> <i>D. BAUMANN</i>	<b>1:53.793</b>	10:05:44.933	3	Mercedes-AMG GT3
43	<b>Strakka Racing</b> <i>D. BAUMANN</i>	<b>1:47.629</b>	10:07:32.562	4	Mercedes-AMG GT3
43	<b>Strakka Racing</b> <i>D. BAUMANN</i>	<b>1:46.212</b>	10:09:18.774	5	Mercedes-AMG GT3
43	<b>Strakka Racing</b> <i>D. BAUMANN</i>	<b>1:44.408</b>	10:11:03.182	6	Mercedes-AMG GT3
43	<b>Strakka Racing</b> <i>D. BAUMANN</i>	<b>1:43.801</b>	10:14:41.213	8	Mercedes-AMG GT3
43	<b>Strakka Racing</b> <i>D. BAUMANN</i>	<b>1:43.490</b>	10:16:24.703	9	Mercedes-AMG GT3

Weather / Track : Cloudy / Dry

Results can be found at [www.tsl-timing.com](http://www.tsl-timing.com)

Page 3 of 6

Kyalami Grand Prix Circuit  
Circuit Length = 4.522 km  
Start: 10:00 Flag 11:59 End: 12:03

Printed - 12:14 Thursday, 21 November 2019

# Kyalami 9 Hours

## PAID TEST SESSION 1 - STATISTICS

CLASS : Silver

3 Starters

### Fastest Lap History

NO	NAME	LAP TIME	TIME OF DAY	LAP	VEHICLE
22	<b>WTM Racing powered by Rinaldi</b> <i>J. KRUMBACH</i>	<b>2:04.010</b>	10:05:06.563	3	Ferrari 488 GT3
6	<b>Black Falcon</b> <i>H. HAUPT</i>	<b>1:46.540</b>	10:06:40.755	4	Mercedes-AMG GT3
6	<b>Black Falcon</b> <i>H. HAUPT</i>	<b>1:45.833</b>	10:08:26.589	5	Mercedes-AMG GT3
6	<b>Black Falcon</b> <i>H. HAUPT</i>	<b>1:45.649</b>	10:10:12.238	6	Mercedes-AMG GT3
6	<b>Black Falcon</b> <i>H. HAUPT</i>	<b>1:44.768</b>	10:11:57.005	7	Mercedes-AMG GT3
6	<b>Black Falcon</b> <i>H. HAUPT</i>	<b>1:44.696</b>	10:19:11.330	10	Mercedes-AMG GT3
6	<b>Black Falcon</b> <i>P. ASSENHEIMER</i>	<b>1:44.055</b>	10:47:23.618	25	Mercedes-AMG GT3
6	<b>Black Falcon</b> <i>S. AFANASIEV</i>	<b>1:43.955</b>	11:13:57.620	39	Mercedes-AMG GT3
22	<b>WTM Racing powered by Rinaldi</b> <i>D. PEREL</i>	<b>1:43.469</b>	11:28:51.783	36	Ferrari 488 GT3

Weather / Track : Cloudy / Dry

Results can be found at [www.tsl-timing.com](http://www.tsl-timing.com)

Page 4 of 6

Kyalami Grand Prix Circuit  
Circuit Length = 4.522 km  
Start: 10:00 Flag 11:59 End: 12:03

Printed - 12:14 Thursday, 21 November 2019

# Kyalami 9 Hours

## PAID TEST SESSION 1 - STATISTICS

CLASS : Am

3 Starters

### Fastest Lap History

NO	NAME	LAP TIME	TIME OF DAY	LAP	VEHICLE
40	<b>SPS Automotive Performance</b> <i>M. RAMOS</i>	<b>2:02.286</b>	10:05:17.959	3	Mercedes-AMG GT3
40	<b>SPS Automotive Performance</b> <i>M. RAMOS</i>	<b>1:56.085</b>	10:07:14.044	4	Mercedes-AMG GT3
40	<b>SPS Automotive Performance</b> <i>M. RAMOS</i>	<b>1:51.479</b>	10:09:05.523	5	Mercedes-AMG GT3
40	<b>SPS Automotive Performance</b> <i>M. RAMOS</i>	<b>1:49.054</b>	10:10:54.577	6	Mercedes-AMG GT3
40	<b>SPS Automotive Performance</b> <i>M. RAMOS</i>	<b>1:48.185</b>	10:12:42.762	7	Mercedes-AMG GT3
36	<b>Walkenhorst Motorsport</b> <i>G. BONAFEDE</i>	<b>1:47.681</b>	10:13:46.539	4	BMW M6 GT3
40	<b>SPS Automotive Performance</b> <i>M. RAMOS</i>	<b>1:47.320</b>	10:14:30.100	8	Mercedes-AMG GT3
40	<b>SPS Automotive Performance</b> <i>M. RAMOS</i>	<b>1:46.555</b>	10:16:16.637	9	Mercedes-AMG GT3
40	<b>SPS Automotive Performance</b> <i>M. RAMOS</i>	<b>1:45.823</b>	10:19:49.441	11	Mercedes-AMG GT3
36	<b>Walkenhorst Motorsport</b> <i>G. BONAFEDE</i>	<b>1:45.149</b>	10:21:27.239	7	BMW M6 GT3
36	<b>Walkenhorst Motorsport</b> <i>G. BONAFEDE</i>	<b>1:44.799</b>	10:23:12.038	8	BMW M6 GT3

Weather / Track : Cloudy / Dry

Results can be found at [www.tsl-timing.com](http://www.tsl-timing.com)

Page 5 of 6

Kyalami Grand Prix Circuit  
Circuit Length = 4.522 km  
Start: 10:00 Flag 11:59 End: 12:03

Printed - 12:14 Thursday, 21 November 2019

# Kyalami 9 Hours

## PAID TEST SESSION 1 - STATISTICS

CLASS : Nat

2 Starters

### Fastest Lap History

NO	NAME	LAP TIME	TIME OF DAY	LAP	VEHICLE
13	<b>Stradale Motorsport</b> <i>C. ARANGIES</i>	<b>1:50.431</b>	10:08:21.975	4	Lamborghini Huracan GT3 2019
13	<b>Stradale Motorsport</b> <i>C. ARANGIES</i>	<b>1:50.033</b>	10:10:12.011	5	Lamborghini Huracan GT3 2019
17	<b>Pablo Clark Racing</b> <i>L. THOMPSON</i>	<b>1:46.025</b>	10:12:48.730	5	Ferrari 458 Italia GT3
17	<b>Pablo Clark Racing</b> <i>L. THOMPSON</i>	<b>1:45.998</b>	10:14:34.730	6	Ferrari 458 Italia GT3
17	<b>Pablo Clark Racing</b> <i>L. THOMPSON</i>	<b>1:45.430</b>	10:16:20.159	7	Ferrari 458 Italia GT3

Weather / Track : Cloudy / Dry

Results can be found at [www.tsl-timing.com](http://www.tsl-timing.com)

Page 6 of 6

Kyalami Grand Prix Circuit  
Circuit Length = 4.522 km  
Start: 10:00 Flag 11:59 End: 12:03

Printed - 12:14 Thursday, 21 November 2019

## Kyalami 9 Hours

### PAID TEST SESSION 2 - CLASSIFICATION

POS	NO	CL	PIC	TEAM / DRIVERS	CAR	TIME	ON	LAPS	GAP	DIFF	KPH
1	62	Pro	1	R-Motorsport (CHE) Ricky COLLARD (GBR) / Hugo de SADELEER (CHE) / Marvin KIRCHHOEFER (DEU)	Aston Martin Vantage AMR GT3	1:42.480	39	42			158.85
2	18	Pro	2	KCMG (HKG) Alexandre IMPERATORI (CHE) / Edoardo LIBERATI (ITA) / Oliver JARVIS (GBR)	Nissan GT-R NISMO GT3	1:42.487	12	38	0.007	0.007	158.84
3	30	Pro	3	Honda Team Motul (ITA) Marco BONANOMI (ITA) / Bertrand BAGUETTE (BEL) / Dane CAMERON (USA)	Honda NSX GT3 2019	1:42.497	23	38	0.017	0.010	158.82
4	35	Pro	4	KCMG (HKG) Joao Paulo de OLIVEIRA (BRA) / Katsumasa CHIYO (JPN) / Joshua BURDON (AUS)	Nissan GT-R NISMO GT3	1:42.566	9	35	0.086	0.069	158.71
5	10	Pro	5	Mercedes-AMG Team SPS Automotive Performance (DEU) Yelmer BUURMAN (NDL) / Luca STOLZ (DEU) / Maximilian GOETZ (DEU)	Mercedes-AMG GT3	1:42.632	26	39	0.152	0.066	158.61
6	107	Pro	6	Bentley Team M-Sport (GBR) Jules GOUNON (BEL) / Maxime SOULET (BEL) / Jordan PEPPER (ZAF)	Bentley Continental GT3	1:42.833	28	37	0.353	0.201	158.30
7	999	Pro	7	Mercedes-AMG Team GruppeM Racing (HKG) Maxi BUHK (DEU) / Maro ENGEL (DEU) / Raffaele MARCIELLO (ITA)	Mercedes-AMG GT3	1:42.905	12	17	0.425	0.072	158.19
8	76	Pro	8	R-Motorsport (CHE) Maxime MARTIN (BEL) / Enaam AHMED (GBR) / Jake DENNIS (GBR)	Aston Martin Vantage AMR GT3	1:42.921	9	40	0.441	0.016	158.17
9	911	Pro	9	KUS Team 75 Bernhard (DEU) Romain DUMAS (FRA) / Dirk WERNER (DEU) / Sven MUELLER (DEU)	Porsche 911 GT3 R	1:42.924	26	32	0.444	0.003	158.16
10	44	Pro	10	Mercedes-AMG Team Strakka Racing (GBR) Gary PAFFETT (GBR) / Lewis WILLIAMSON (GBR) / Tristan VAUTIER (FRA)	Mercedes-AMG GT3	1:42.969	26	40	0.489	0.045	158.09
11	12	Pro	11	Dinamic Motorsport (ITA) Laurens VANTHOOR (BEL) / Earl BAMBER (NZL) / Matt CAMPBELL (AUS)	Porsche 911 GT3 R	1:42.983	31	34	0.503	0.014	158.07
12	108	Pro	12	Bentley Team M-Sport (GBR) Rodrigo BAPTISTA (BRA) / Andy SOUCEK (ESP) / Steven KANE (GBR)	Bentley Continental GT3	1:42.990	28	41	0.510	0.007	158.06
13	31	Pro	13	Frikadelli Racing Team (DEU) Mathieu JAMINET (FRA) / Dennis OLSEN (NOR) / Nick TANDY (GBR)	Porsche 911 GT3 R	1:43.070	15	38	0.590	0.080	157.94
14	20	Pro	14	GPX Racing (UAE) Michael CHRISTENSEN (DNK) / Kevin ESTRE (FRA) / Richard LIETZ (AUT)	Porsche 911 GT3 R	1:43.146	25	30	0.666	0.076	157.82
15	25	Pro	15	Audi Sport Team WRT (BEL) Dries VANTHOOR (BEL) / Kelvin VAN DER LINDE (ZAF) / Frederic VERVISCH (BEL)	Audi R8 LMS GT3 2019	1:43.239	40	40	0.759	0.093	157.68
16	42	Pro	16	BMW Team Schnitzer (DEU) Martin TOMCZYK (DEU) / Sheldon VAN DER LINDE (ZAF) / Augusto FARFUS (BRA)	BMW M6 GT3	1:43.266	42	42	0.786	0.027	157.64
17	34	Pro	17	Walkenhorst Motorsport (DEU) Christian KROGNES (NOR) / Mikkel JENSEN (DNK) / Nicky CATSBURG (NDL)	BMW M6 GT3	1:43.315	27	29	0.835	0.049	157.56
18	6	Silver	1	Black Falcon (DEU) Hubert HAUPT (DEU) / Patrick ASSENHEIMER (DEU) / Sergei AFANASIEV (RUS)	Mercedes-AMG GT3	1:43.400	30	34	0.920	0.085	157.43
19	43	ProAm	1	Strakka Racing (GBR) Christina NIELSEN (DNK) / Adrian Henry D'SLIVA (MYS) / Dominik BAUMANN (AUT)	Mercedes-AMG GT3	1:43.506	9	31	1.026	0.106	157.27
20	29	Pro	18	Audi Sport Team Land (DEU) Markus WINKELHOECK (DEU) / Christopher MIES (DEU) / Christopher HAASE (DEU)	Audi R8 LMS GT3 2019	1:43.530	37	37	1.050	0.024	157.24
21	188	ProAm	2	Garage 59 (GBR) Alex WEST (SWE) / Chris GOODWIN (GBR) / Côme LEDOGAR (FRA)	Aston Martin Vantage AMR GT3	1:43.642	32	35	1.162	0.112	157.07
22	9	Silver	2	Lechner Racing (AUT) Saul HACK (ZAF) / Lars KERN (DEU) / Dylan PEREIRA (LUX)	Porsche 911 GT3 R	1:43.807	41	42	1.327	0.165	156.82
23	22	Silver	3	WTM Racing powered by Rinaldi (DEU) Georg WEISS (DEU) / Jochen KRUMBACH (DEU) / David PEREL (ZAF)	Ferrari 488 GT3	1:43.905	45	46	1.425	0.098	156.67
24	36	Am	1	Walkenhorst Motorsport (DEU) Henry WALKENHORST (DEU) / Michael Von ROOYEN (ZAF) / Gennaro BONAFEDE	BMW M6 GT3	1:45.070	14	37	2.590	1.165	154.93
25	40	Am	2	SPS Automotive Performance (DEU) Valentin PIERBURG (DEU) / Tim Torsten MULLER (DEU) / Miguel RAMOS (PRT)	Mercedes-AMG GT3	1:45.197	37	39	2.717	0.127	154.74
26	13	Nat	1	Stradale Motorsport (ZAF) Charl ARANGIES (ZAF) / Craig JARVIS (ZAF) / Dawie JOUBERT (ZAF)	Lamborghini Huracan GT3 2019	1:47.509	5	19	5.029	2.312	151.42
27	17	Nat	2	Pablo Clark Racing (ZAF) Kishoor PITAMBER (ZAF) / Leonard Charles THOMPSON (ZAF) / Michael STEPHEN	Ferrari 458 Italia GT3	1:48.099	16	17	5.619	0.590	150.59

Kyalami Grand Prix Circuit  
Circuit Length = 4.522 km  
Start: 14:00 Flag 16:00 End: 16:02

Weather / Track : Cloudy / Dry

These results are provisional until the conclusion of any judicial and technical matters.

Race Director :	Timekeeper :
-----------------	--------------

Results can be found at [www.tsl-timing.com](http://www.tsl-timing.com)

Printed - 16:07 Thursday, 21 November 2019



## Kyalami 9 Hours

### PAID TEST SESSION 2 - CLASSIFICATION BY CLASS

#### CLASS : ICGT - Pro

POS	NO	TEAM / DRIVERS	CAR	TIME	ON	LAPS	GAP	DIFF	KPH
1	62	R-Motorsport (CHE) Ricky COLLARD (GBR) / Hugo de SADELEER (CHE) / Marvin KIRCHHOEFER (DEU)	Aston Martin Vantage AMR GT3	1:42.480	39	42			158.85
2	18	KCMG (HKG) Alexandre IMPERATORI (CHE) / Edoardo LIBERATI (ITA) / Oliver JARVIS (GBR)	Nissan GT-R NISMO GT3	1:42.487	12	38	0.007	0.007	158.84
3	30	Honda Team Motul (ITA) Marco BONANOMI (ITA) / Bertrand BAGUETTE (BEL) / Dane CAMERON (USA)	Honda NSX GT3 2019	1:42.497	23	38	0.017	0.010	158.82
4	35	KCMG (HKG) Joao Paulo de OLIVEIRA (BRA) / Katsumasa CHIYO (JPN) / Joshua BURDON (AUS)	Nissan GT-R NISMO GT3	1:42.566	9	35	0.086	0.069	158.71
5	10	Mercedes-AMG Team SPS Automotive Performance (DEU) Yelmer BUURMAN (NDL) / Luca STOLZ (DEU) / Maximilian GOETZ (DEU)	Mercedes-AMG GT3	1:42.632	26	39	0.152	0.066	158.61
6	107	Bentley Team M-Sport (GBR) Jules GOUNON (FRA) / Maxime SOULET (BEL) / Jordan PEPPER (ZAF)	Bentley Continental GT3	1:42.833	28	37	0.353	0.201	158.30
7	999	Mercedes-AMG Team GruppeM Racing (HKG) Maxi BUHK (DEU) / Maro ENGEL (DEU) / Raffaele MARCIELLO (ITA)	Mercedes-AMG GT3	1:42.905	12	17	0.425	0.072	158.19
8	76	R-Motorsport (CHE) Maxime MARTIN (BEL) / Enaam AHMED (GBR) / Jake DENNIS (GBR)	Aston Martin Vantage AMR GT3	1:42.921	9	40	0.441	0.016	158.17
9	911	KUS Team 75 Bernhard (DEU) Romain DUMAS (FRA) / Dirk WERNER (DEU) / Sven MUELLER (DEU)	Porsche 911 GT3 R	1:42.924	26	32	0.444	0.003	158.16
10	44	Mercedes-AMG Team Strakka Racing (GBR) Gary PAFFETT (GBR) / Lewis WILLIAMSON (GBR) / Tristan VAUTIER (FRA)	Mercedes-AMG GT3	1:42.969	26	40	0.489	0.045	158.09
11	12	Dinamic Motorsport (ITA) Laurens VANTHOOR (BEL) / Earl BAMBER (NZL) / Matt CAMPBELL (AUS)	Porsche 911 GT3 R	1:42.983	31	34	0.503	0.014	158.07
12	108	Bentley Team M-Sport (GBR) Rodrigo BAPTISTA (BRA) / Andy SOUCEK (ESP) / Steven KANE (GBR)	Bentley Continental GT3	1:42.990	28	41	0.510	0.007	158.06
13	31	Frikadelli Racing Team (DEU) Mathieu JAMINET (FRA) / Dennis OLSEN (NOR) / Nick TANDY (GBR)	Porsche 911 GT3 R	1:43.070	15	38	0.590	0.080	157.94
14	20	GPX Racing (UAE) Michael CHRISTENSEN (DNK) / Kevin ESTRE (FRA) / Richard LIETZ (AUT)	Porsche 911 GT3 R	1:43.146	25	30	0.666	0.076	157.82
15	25	Audi Sport Team WRT (BEL) Dries VANTHOOR (BEL) / Kelvin VAN DER LINDE (ZAF) / Frederic VERVISCH (BEL)	Audi R8 LMS GT3 2019	1:43.239	40	40	0.759	0.093	157.68
16	42	BMW Team Schnitzer (DEU) Martin TOMCZYK (DEU) / Sheldon VAN DER LINDE (ZAF) / Augusto FARFUS (BRA)	BMW M6 GT3	1:43.266	42	42	0.786	0.027	157.64
17	34	Walkenhorst Motorsport (DEU) Christian KROGNES (NOR) / Mikkel JENSEN (DNK) / Nicky CATSBURG (NDL)	BMW M6 GT3	1:43.315	27	29	0.835	0.049	157.56
18	29	Audi Sport Team Land (DEU) Markus WINKELHOCK (DEU) / Christopher MIES (DEU) / Christopher HAASE (DEU)	Audi R8 LMS GT3 2019	1:43.530	37	37	1.050	0.215	157.24

#### CLASS : ICGT - Am

POS	NO	TEAM / DRIVERS	CAR	TIME	ON	LAPS	GAP	DIFF	KPH
1	36	Walkenhorst Motorsport (DEU) Henry WALKENHORST (DEU) / Michael Von ROOYEN (ZAF) / Gennaro BONAFEDE (ZAF)	BMW M6 GT3	1:45.070	14	37			154.93
2	40	SPS Automotive Performance (DEU) Valentin PIERBURG (DEU) / Tim Torsten MÜLLER (DEU) / Miguel RAMOS (PRT)	Mercedes-AMG GT3	1:45.197	37	39	0.127	0.127	154.74

#### CLASS : ICGT - ProAm

POS	NO	TEAM / DRIVERS	CAR	TIME	ON	LAPS	GAP	DIFF	KPH
1	43	Strakka Racing (GBR) Christina NIELSEN (DNK) / Adrian Henry D'SLIVA (MYS) / Dominik BAUMANN (AUT)	Mercedes-AMG GT3	1:43.506	9	31			157.27
2	188	Garage 59 (GBR) Alex WEST (SWE) / Chris GOODWIN (GBR) / Come LEDOGAR (FRA)	Aston Martin Vantage AMR GT3	1:43.642	32	35	0.136	0.136	157.07

#### CLASS : ICGT - Silver

POS	NO	TEAM / DRIVERS	CAR	TIME	ON	LAPS	GAP	DIFF	KPH
1	6	Black Falcon (DEU) Hubert HAUPT (DEU) / Patrick ASSENHEIMER (DEU) / Sergei AFANASIEV (RUS)	Mercedes-AMG GT3	1:43.400	30	34			157.43
2	9	Lechner Racing (AUT) Saul HACK (ZAF) / Lars KERN (DEU) / Dylan PEREIRA (LUX)	Porsche 911 GT3 R	1:43.807	41	42	0.407	0.407	156.82
3	22	WTM Racing powered by Rinaldi (DEU) Georg WEISS (DEU) / Jochen KRUMBACH (DEU) / David PEREL (ZAF)	Ferrari 488 GT3	1:43.905	45	46	0.505	0.098	156.67

Kyalami Grand Prix Circuit  
Circuit Length = 4.522 km  
Start: 14:00 Flag 16:00 End: 16:02

Weather / Track : Cloudy / Dry

These results are provisional until the conclusion of any judicial and technical matters.

Race Director :	Timekeeper :
-----------------	--------------

## Kyalami 9 Hours

### PAID TEST SESSION 2 - CLASSIFICATION BY CLASS

CLASS : ICGT - Nat

POS	NO	TEAM / DRIVERS	CAR	TIME	ON	LAPS	GAP	DIFF	KPH
1	13	Stradale Motorsport (ZAF) Charl ARANGIES (ZAF) / Craig JARVIS (ZAF) / Dawie JOUBERT (ZAF)	Lamborghini Huracan GT3 2019	1:47.509	5	19			151.42
2	17	Pablo Clark Racing (ZAF) Kishoor PITAMBER (ZAF) / Leonard Charles THOMPSON (ZAF) / Michael STEPHEN (ZAF)	Ferrari 458 Italia GT3	1:48.099	16	17	0.590	0.590	150.59

Weather / Track : Cloudy / Dry

These results are provisional until the conclusion of any judicial and technical matters.

Kyalami Grand Prix Circuit  
Circuit Length = 4.522 km  
Start: 14:00 Flag 16:00 End: 16:02

Race Director :	Timekeeper :
-----------------	--------------

# Kyalami 9 Hours

## PAID TEST SESSION 2 - BEST SECTORS

SECTOR 1			SECTOR 2			SECTOR 3			IDEAL / BEST COMPARISON						
POS	NO	NAME	TIME	NO	NAME	TIME	NO	NAME	TIME	POS	NO	NAME	IDEAL	BEST	DIFF
													<b>PERFECT LAP</b>	<b>1:41.956</b>	
1	35	KCMG	32.022	62	R-Motorsport	40.664	108	Bentley Team M-Sp	29.270	1	35	KCMG	1:42.224	1:42.566	0.342
2	107	Bentley Team M-Sp	32.113	30	Honda Team Motul	40.683	35	KCMG	29.356	2	30	Honda Team Motul	1:42.264	1:42.497	0.233
3	108	Bentley Team M-Sp	32.142	18	KCMG	40.712	18	KCMG	29.389	3	18	KCMG	1:42.347	1:42.487	0.140
4	30	Honda Team Motul	32.181	10	Mercedes-AMG Tea	40.799	911	KUS Team 75 Berni	29.398	4	62	R-Motorsport	1:42.480	1:42.480	0.000
5	18	KCMG	32.246	31	Frikadelli Racing Te	40.803	30	Honda Team Motul	29.400	5	107	Bentley Team M-Spor	1:42.568	1:42.833	0.265
6	10	Mercedes-AMG Tea	32.337	35	KCMG	40.846	44	Mercedes-AMG Tea	29.431	6	108	Bentley Team M-Spor	1:42.623	1:42.990	0.367
7	62	R-Motorsport	32.352	12	Dinamic Motorsport	40.857	62	R-Motorsport	29.464	7	10	Mercedes-AMG Team	1:42.625	1:42.632	0.007
8	76	R-Motorsport	32.358	44	Mercedes-AMG Tea	40.866	999	Mercedes-AMG Tea	29.478	8	44	Mercedes-AMG Team	1:42.663	1:42.969	0.306
9	44	Mercedes-AMG Tea	32.366	76	R-Motorsport	40.869	10	Mercedes-AMG Tea	29.489	9	76	R-Motorsport	1:42.750	1:42.921	0.171
10	42	BMW Team Schnitz	32.383	999	Mercedes-AMG Tea	40.887	107	Bentley Team M-Sp	29.489	10	911	KUS Team 75 Bernha	1:42.766	1:42.924	0.158
11	911	KUS Team 75 Berni	32.438	6	Black Falcon	40.915	25	Audi Sport Team WI	29.504	11	999	Mercedes-AMG Team	1:42.836	1:42.905	0.069
12	6	Black Falcon	32.463	911	KUS Team 75 Berni	40.930	12	Dinamic Motorsport	29.518	12	12	Dinamic Motorsport	1:42.920	1:42.983	0.063
13	999	Mercedes-AMG Tea	32.471	107	Bentley Team M-Sp	40.966	76	R-Motorsport	29.523	13	31	Frikadelli Racing Tear	1:42.967	1:43.070	0.103
14	34	Walkenhorst Motors	32.506	29	Audi Sport Team La	40.993	20	GPX Racing	29.535	14	42	BMW Team Schnitzer	1:43.023	1:43.266	0.243
15	188	Garage 59	32.535	20	GPX Racing	41.011	31	Frikadelli Racing Te	29.574	15	6	Black Falcon	1:43.026	1:43.400	0.374
16	43	Strakka Racing	32.543	25	Audi Sport Team WI	41.027	42	BMW Team Schnitz	29.588	16	20	GPX Racing	1:43.146	1:43.146	0.000
17	12	Dinamic Motorsport	32.545	34	Walkenhorst Motors	41.033	29	Audi Sport Team La	29.596	17	25	Audi Sport Team WR1	1:43.157	1:43.239	0.082
18	31	Frikadelli Racing Te	32.590	42	BMW Team Schnitz	41.052	6	Black Falcon	29.648	18	34	Walkenhorst Motorspc	1:43.196	1:43.315	0.119
19	20	GPX Racing	32.600	188	Garage 59	41.125	34	Walkenhorst Motors	29.657	19	29	Audi Sport Team Lanc	1:43.349	1:43.530	0.181
20	25	Audi Sport Team WI	32.626	43	Strakka Racing	41.133	43	Strakka Racing	29.677	20	43	Strakka Racing	1:43.353	1:43.506	0.153
21	9	Lechner Racing	32.658	9	Lechner Racing	41.198	9	Lechner Racing	29.692	21	188	Garage 59	1:43.353	1:43.642	0.289
22	22	WTM Racing power	32.672	108	Bentley Team M-Sp	41.211	188	Garage 59	29.693	22	9	Lechner Racing	1:43.548	1:43.807	0.259
23	29	Audi Sport Team La	32.760	22	WTM Racing power	41.252	22	WTM Racing power	29.803	23	22	WTM Racing powered	1:43.727	1:43.905	0.178
24	40	SPS Automotive Pei	32.867	36	Walkenhorst Motors	41.669	40	SPS Automotive Pei	30.139	24	36	Walkenhorst Motorspc	1:44.806	1:45.070	0.264
25	36	Walkenhorst Motors	32.877	40	SPS Automotive Pei	42.116	36	Walkenhorst Motors	30.260	25	40	SPS Automotive Perf	1:45.122	1:45.197	0.075
26	13	Stradale Motorsport	33.351	13	Stradale Motorsport	42.743	17	Pablo Clark Racing	30.924	26	13	Stradale Motorsport	1:47.157	1:47.509	0.352
27	17	Pablo Clark Racing	33.587	17	Pablo Clark Racing	43.260	13	Stradale Motorsport	31.063	27	17	Pablo Clark Racing	1:47.771	1:48.099	0.328

Weather / Track : Cloudy / Dry

Kyalami Grand Prix Circuit

Circuit Length = 4.522 km

Start: 14:00 Flag 16:00 End: 16:02

Results can be found at [www.tsl-timing.com](http://www.tsl-timing.com)

Printed - 16:04 Thursday, 21 November 2019

## Kyalami 9 Hours

### PAID TEST SESSION 2 - BEST SPEEDS

POS	NO	NAME	VMAX	KPH
1	108	Bentley Team M-Sport		240.5
2	30	Honda Team Motul		240.0
3	35	KCMG		240.0
4	42	BMW Team Schnitzer		238.9
5	107	Bentley Team M-Sport		238.4
6	34	Walkenhorst Motorsport		238.4
7	36	Walkenhorst Motorsport		237.8
8	76	R-Motorsport		237.3
9	18	KCMG		236.8
10	188	Garage 59		236.3
11	6	Black Falcon		235.8
12	62	R-Motorsport		235.2
13	9	Lechner Racing		235.2
14	999	Mercedes-AMG Team GruppeM Racing		234.7
15	911	KUS Team 75 Bernhard		234.2
16	40	SPS Automotive Performance		234.2
17	10	Mercedes-AMG Team SPS Automotive Performance		233.7
18	22	WTM Racing powered by Rinaldi		233.7
19	44	Mercedes-AMG Team Strakka Racing		233.2
20	20	GPX Racing		232.7
21	25	Audi Sport Team WRT		232.7
22	43	Strakka Racing		232.7
23	31	Frikadelli Racing Team		232.2
24	17	Pablo Clark Racing		232.2
25	12	Dinamic Motorsport		231.7
26	29	Audi Sport Team Land		231.2
27	13	Stradale Motorsport		230.7

Weather / Track : Cloudy / Dry

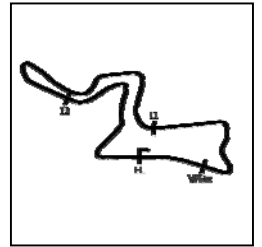
Results can be found at [www.tsl-timing.com](http://www.tsl-timing.com)

Kyalami Grand Prix Circuit  
Circuit Length = 4.522 km  
Start: 14:00 Flag 16:00 End: 16:02

Printed - 16:05 Thursday, 21 November 2019

# Kyalami 9 Hours

## PAID TEST SESSION 2 - SECTOR ANALYSIS



SECTOR 1 = FL to I1, SECTOR 2 = I1 to I2 SECTOR 3 = I2 to I3, SECTOR 4 = I3 to FL, DIFF = Difference To Personal Best Lap, P = Crossed Finish Line in Pit Lane, D = Time Disallowed

P1 62 Pro R-Motorsport		Aston Martin Vantage AMR GT3						
IDEAL LAP TIME : 1:42.480		BEST LAP TIME : 1:42.480		DIFFERENCE : 0.000				
D1: Ricky COLLARD		D2: Hugo de SADELEER		D3: Marvin KIRCHHOEFER				
LAP	SECTOR 1	SECTOR 2	SECTOR 3	SPEED TRAP	LAP TIME	KPH	DIFF	TIME OF DAY
1 - D1			IN PIT				<b>P</b>	14:00:49.604
2 - D1	OUTLAP	45.147	34.153	173.6	197.4	2:00.799	134.76	18.319
3 - D1	33.579	43.201	IN PIT		233.2	4:30.187	<b>P</b> 60.25	2:47.707
4 - D2	OUTLAP	43.619	31.578	170.6	194.5	1:56.787	139.39	14.307
5 - D2	33.560	43.492	31.384	171.9	231.2	1:48.436	150.12	5.956
6 - D2	33.845	42.728	30.144	173.9	231.2	1:46.717	152.54	4.237
7 - D2	33.244	42.055	30.028	172.5	233.7	1:45.327	154.55	2.847
8 - D2	32.956	41.849	30.148	173.3	233.7	1:44.953	155.10	2.473
9 - D2	32.971	41.831	30.148	173.6	234.7	1:44.950	155.11	2.470
10 - D2	33.067	42.129	30.585	172.5	233.7	1:45.781	153.89	3.301
11 - D2	33.092	42.303	IN PIT		233.2	2:27.197	<b>P</b> 110.59	44.717
12 - D2	OUTLAP	42.887	30.620	172.8	202.2	1:53.951	142.86	11.471
13 - D2	33.318	41.934	30.059	172.5	232.2	1:45.311	154.58	2.831
14 - D2	32.808	42.876	30.441	172.8	233.2	1:46.125	153.39	3.645
15 - D2	33.062	41.821	29.907	173.6	234.2	1:44.790	155.35	2.310
16 - D2	33.082	43.511	IN PIT		<b>235.2</b>	4:11.939	<b>P</b> 64.61	2:29.459
17 - D1	OUTLAP	43.081	30.612	173.9	201.4	1:55.389	141.08	12.909
18 - D1	33.202	42.162	30.296	173.0	233.2	1:45.660	154.07	3.180
19 - D1	33.163	1:18.843	IN PIT		234.2	24:34.989	<b>P</b> 11.03	22:52.509
20 - D1	OUTLAP	44.099	30.729	173.0	137.9	1:57.719	138.28	15.239
21 - D1	33.086	43.132	30.331	172.5	233.2	1:46.549	152.78	4.069
22 - D1	32.902	1:09.793	IN PIT		232.7	15:44.693	<b>P</b> 17.23	14:02.213
23 - D1	OUTLAP	44.100	38.789	173.3	200.7	2:03.109	132.23	20.629
24 - D1	33.077	42.018	29.956	173.3	231.7	1:45.051	154.96	2.571
25 - D1	32.962	41.811	29.916	172.2	232.2	1:44.689	155.50	2.209
26 - D1	32.752	41.341	29.901	172.8	233.2	1:43.994	156.53	1.514
27 - D1	33.974	42.758	IN PIT		234.7	2:40.706	<b>P</b> 101.29	58.226
28 - D1	OUTLAP	44.435	30.666	171.1	198.5	1:56.927	139.22	14.447
29 - D1	35.450	41.610	29.881	174.1	153.4	1:46.941	152.22	4.461
30 - D1	32.811	41.419	30.530	174.4	233.2	1:44.760	155.39	2.280
31 - D1	32.574	41.305	29.644	174.1	233.7	1:43.523	<b>(3)</b> 157.25	1.043
32 - D1	32.533	41.274	29.969	167.9	234.7	1:43.776	156.86	1.296
33 - D1	33.077	42.242	IN PIT		232.7	2:47.779	<b>P</b> 97.02	1:05.299
34 - D3	OUTLAP	42.509	30.028	173.0	206.1	1:52.819	144.29	10.339
35 - D3	33.061	41.979	30.472	173.9	233.2	1:45.512	154.28	3.032
36 - D3	32.952	41.659	IN PIT		233.7	2:35.988	<b>P</b> 104.36	53.508
37 - D3	OUTLAP	48.459	31.972	170.6	192.1	2:03.745	131.55	21.265
38 - D3	33.916	42.801	30.027	<b>175.3</b>	231.2	1:46.744	152.50	4.264
<b>39 - D3</b>	<b>32.352</b>	<b>40.664</b>	<b>29.464</b>	174.1	233.7	<b>1:42.480 (1)</b>	<b>158.85</b>	<b>15:54:56.396</b>
40 - D3	32.468	44.052	30.159	174.7	233.7	1:46.679	152.59	4.199
41 - D3	32.541	41.053	29.767	174.4	234.2	1:43.361	<b>(2)</b> 157.49	0.881
42 - D3	37.949	52.802	35.553	151.0	219.5	2:06.304	128.88	23.824

Weather / Track : Cloudy / Dry

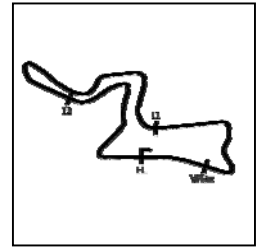
Kyalami Grand Prix Circuit

Circuit Length = 4.522 km

Start: 14:00 Flag 16:00 End: 16:02

# Kyalami 9 Hours

## PAID TEST SESSION 2 - SECTOR ANALYSIS



SECTOR 1 = FL to I1, SECTOR 2 = I1 to I2 SECTOR 3 = I2 to I3, SECTOR 4 = I3 to FL, DIFF = Difference To Personal Best Lap, P = Crossed Finish Line in Pit Lane, D = Time Disallowed

P2 18 Pro KCMG		Nissan GT-R NISMO GT3						
IDEAL LAP TIME : 1:42.347		BEST LAP TIME : 1:42.487		DIFFERENCE : 0.140				
D1: Alexandre IMPERATORI		D2: Edoardo LIBERATI		D3: Oliver JARVIS				
LAP	SECTOR 1	SECTOR 2	SECTOR 3	SPEED TRAP	LAP TIME	KPH	DIFF	TIME OF DAY
1 - D1			IN PIT				<b>P</b>	14:00:22.488
2 - D2	OUTLAP	49.230	32.550	174.1	149.3	2:09.933	125.28	27.446
3 - D2	40.632	46.620	30.172	<b>177.0</b>	186.5	1:57.424	138.63	14.937
4 - D2	33.306	43.285	29.989	175.8	235.2	1:46.580	152.74	4.093
5 - D2	32.497	41.357	29.844	176.1	235.2	1:43.698	156.98	1.211
6 - D2	32.509	41.160	29.740	175.8	235.8	1:43.409	157.42	0.922
7 - D2	32.502	41.249	29.868	176.4	234.7	1:43.619	157.10	1.132
8 - D2	32.548	41.187	29.751	176.1	235.2	1:43.486	157.30	0.999
9 - D2	35.159	45.596	IN PIT		227.3	3:28.445	<b>P</b> 78.09	1:45.958
10 - D2	OUTLAP	48.663	33.634	171.9	172.2	2:08.477	126.70	25.990
11 - D2	34.816	45.051	30.159	<b>177.0</b>	234.7	1:50.026	147.95	7.539
<b>12 - D2</b>	<b>32.386</b>	<b>40.712</b>	<b>29.389</b>	176.4	235.8	<b>1:42.487 (1)</b>	<b>158.84</b>	<b>14:22:20.072</b>
13 - D2	<b>32.246</b>	42.789	34.712	175.0	236.3	1:49.747	148.33	7.260
14 - D2	32.310	41.025	29.762	175.8	235.2	1:43.097	157.90	0.610
15 - D2	32.624	44.654	IN PIT		<b>236.8</b>	34:18.784	<b>P</b> 7.90	32:36.297
16 - D1	OUTLAP	46.582	36.198	176.1	203.3	2:02.388	133.01	19.901
17 - D1	32.457	41.725	29.723	175.0	235.8	1:43.905	156.67	1.418
18 - D1	32.579	41.413	29.618	175.0	<b>236.8</b>	1:43.610	157.11	1.123
19 - D1	32.489	1:08.225	IN PIT		235.8	15:31.207	<b>P</b> 17.48	13:48.720
20 - D1	OUTLAP	44.720	32.075	174.4	177.6	2:02.771	132.59	20.284
21 - D1	32.438	41.165	29.480	175.0	233.7	1:43.083	<b>(3)</b> 157.92	0.596
22 - D1	32.306	40.934	29.432	174.4	235.2	1:42.672	<b>(2)</b> 158.55	0.185
23 - D1	35.093	42.327	30.386	174.7	236.3	1:47.806	151.00	5.319
24 - D1	32.509	41.242	29.778	174.4	235.2	1:43.529	157.24	1.042
25 - D1	32.704	41.200	29.716	173.6	236.3	1:43.620	157.10	1.133
26 - D1	32.516	42.205	29.622	174.4	235.8	1:44.343	156.01	1.856
27 - D1	32.619	49.416	IN PIT		235.2	4:53.678	<b>P</b> 55.43	3:11.191
28 - D3	OUTLAP	42.339	30.037	175.8	205.3	1:52.010	145.33	9.523
29 - D3	32.695	42.156	30.095	175.6	<b>236.8</b>	1:44.946	155.11	2.459
30 - D3	32.796	41.846	29.895	174.7	235.2	1:44.537	155.72	2.050
31 - D3	33.018	46.349	IN PIT		234.7	4:19.664	<b>P</b> 62.69	2:37.177
32 - D3	OUTLAP	45.329	31.450	174.7	128.2	2:03.278	132.05	20.791
33 - D3	32.837	41.570	29.815	175.8	233.7	1:44.222	156.19	1.735
34 - D3	32.561	41.219	29.723	175.3	234.7	1:43.503	157.28	1.016
35 - D3	32.593	40.876	29.766	175.6	234.2	1:43.235	157.69	0.748
36 - D3	33.579	44.078	30.517	175.3	234.2	1:48.174	150.49	5.687
37 - D3	32.515	41.147	30.083	173.9	235.8	1:43.745	156.91	1.258
38 - D3	32.412	44.468	31.779	175.0	235.8	1:48.659	149.81	6.172

Weather / Track : Cloudy / Dry

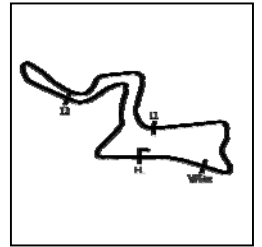
Kyalami Grand Prix Circuit

Circuit Length = 4.522 km

Start: 14:00 Flag 16:00 End: 16:02

# Kyalami 9 Hours

## PAID TEST SESSION 2 - SECTOR ANALYSIS



SECTOR 1 = FL to I1, SECTOR 2 = I1 to I2 SECTOR 3 = I2 to I3, SECTOR 4 = I3 to FL, DIFF = Difference To Personal Best Lap, P = Crossed Finish Line in Pit Lane, D = Time Disallowed

P3 30 Pro		Honda Team Motul		Honda NSX GT3 2019					
IDEAL LAP TIME : 1:42.264		BEST LAP TIME : 1:42.497		DIFFERENCE : 0.233					
D1: Marco BONANOMI		D2: Bertrand BAGUETTE		D3: Dane CAMERON					
LAP	SECTOR 1	SECTOR 2	SECTOR 3	SPEED TRAP	LAP TIME	KPH	DIFF	TIME OF DAY	
1 - D1			IN PIT					14:01:38.333	
2 - D2	OUTLAP	43.804	31.045	174.7	204.9	1:55.099	141.43	12.602	
3 - D2	32.634	41.323	29.623	177.3	235.8	1:43.580	157.16	1.083	
4 - D2	32.397	41.345	29.904	177.3	237.3	1:43.646	157.06	1.149	
5 - D2	33.129	41.318	31.701	<b>177.6</b>	<b>240.0</b>	1:46.148	153.36	3.651	
6 - D2	32.281	41.264	29.569	<b>177.6</b>	236.3	1:43.114	157.87	0.617	
7 - D2	32.654	41.398	IN PIT		237.8	7:24.422	<b>P</b> 36.63	5:41.925	
8 - D2	OUTLAP	41.248	29.768	175.8	207.6	1:49.066	149.26	6.569	
9 - D2	32.282	41.159	29.831	173.9	236.3	1:43.272	157.63	0.775	
10 - D2	32.695	41.181	29.533	175.8	236.3	1:43.409	157.42	0.912	
11 - D2	32.359	41.262	29.695	176.4	236.3	1:43.316	157.56	0.819	
12 - D2	32.418	41.551	IN PIT		238.4	6:55.561	<b>P</b> 39.17	5:13.064	
13 - D2	OUTLAP	43.967	30.874	176.4	206.8	1:57.620	138.40	15.123	
14 - D2	32.283	47.022	39.311	177.0	235.8	1:58.616	137.24	16.119	
15 - D2	32.215	40.951	29.645	176.1	235.8	1:42.811	<b>(3)</b> 158.34	0.314	
16 - D2	32.225	1:12.769	IN PIT		236.8	23:02.862	<b>P</b> 11.77	21:20.365	
17 - D1	OUTLAP	43.817	32.434	176.7	79.0	2:04.266	131.00	21.769	
18 - D1	32.490	42.055	32.532	176.7	237.3	1:47.077	152.03	4.580	
19 - D1	32.600	42.486	31.768	177.0	236.8	1:46.854	152.34	4.357	
20 - D1	45.981	1:20.202	IN PIT		237.3	16:23.188	<b>P</b> 16.55	14:40.691	
21 - D1	OUTLAP	43.939	30.571	175.6	200.7	1:55.138	141.38	12.641	
22 - D1	32.441	41.284	29.495	176.1	234.7	1:43.220	157.71	0.723	
<b>23 - D1</b>	<b>32.181</b>	40.781	29.535	175.8	237.3	<b>1:42.497 (1)</b>	<b>158.82</b>		
24 - D1	32.456	41.655	IN PIT		235.8	4:06.241	<b>P</b> 66.11	2:23.744	
25 - D3	OUTLAP	41.422	29.913	174.7	203.7	1:50.454	147.38	7.957	
26 - D3	32.580	41.335	30.520	174.4	235.8	1:44.435	155.87	1.938	
27 - D3	32.616	41.218	29.531	174.7	234.7	1:43.365	157.49	0.868	
28 - D3	32.634	41.563	29.620	173.9	235.2	1:43.817	156.80	1.320	
29 - D3	32.488	41.287	29.457	174.7	236.3	1:43.232	157.69	0.735	
30 - D3	32.487	41.359	29.556	175.0	236.8	1:43.402	157.43	0.905	
31 - D3	32.656	41.593	IN PIT		236.8	2:47.172	<b>P</b> 97.37	1:04.675	
32 - D3	OUTLAP	45.353	32.805	175.6	204.5	1:58.328	137.57	15.831	
33 - D3	34.398	44.092	30.089	175.0	234.2	1:48.579	149.92	6.082	
34 - D3	32.526	41.351	30.262	175.8	235.2	1:44.139	156.32	1.642	
35 - D3	32.647	41.627	IN PIT		235.2	5:11.206	<b>P</b> 52.31	3:28.709	
36 - D3	OUTLAP	41.253	29.426	176.1	206.8	1:49.072	149.25	6.575	
37 - D3	32.659	40.960	<b>29.400</b>	176.1	236.3	1:43.019	158.02	0.522	
38 - D3	32.336	<b>40.683</b>	29.646	175.3	237.3	1:42.665	<b>(2)</b> 158.56	0.168	

Weather / Track : Cloudy / Dry

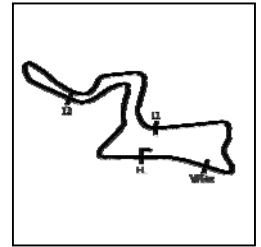
Kyalami Grand Prix Circuit

Circuit Length = 4.522 km

Start: 14:00 Flag 16:00 End: 16:02

# Kyalami 9 Hours

## PAID TEST SESSION 2 - SECTOR ANALYSIS



SECTOR 1 = FL to I1, SECTOR 2 = I1 to I2 SECTOR 3 = I2 to I3, SECTOR 4 = I3 to FL, DIFF = Difference To Personal Best Lap, P = Crossed Finish Line in Pit Lane, D = Time Disallowed

P4 35 Pro KCMG		Nissan GT-R NISMO GT3						
IDEAL LAP TIME : 1:42.224		BEST LAP TIME : 1:42.566		DIFFERENCE : 0.342				
D1: Joao Paulo de OLIVEIRA		D2: Katsumasa CHIYO		D3: Joshua BURDON				
LAP	SECTOR 1	SECTOR 2	SECTOR 3	SPEED TRAP	LAP TIME	KPH	DIFF	TIME OF DAY
1 - D1			IN PIT					14:00:20.898
2 - D1	OUTLAP	46.698	33.000	176.1	185.2	2:04.916	130.32	22.350
3 - D1	32.590	41.386	31.373	178.2	236.3	1:45.349	154.52	2.783
4 - D1	32.156	41.152	29.663	176.7	238.9	1:42.971	158.09	0.405
5 - D1	32.316	42.378	31.019	177.6	237.3	1:45.713	153.99	3.147
6 - D1	32.317	41.070	IN PIT		237.8	3:54.770	P 69.34	2:12.204
7 - D1	OUTLAP	45.933	31.246	177.3	152.9	2:03.217	132.11	20.651
8 - D1	32.313	40.865	29.453	176.4	235.8	1:42.631	158.61	0.065
9 - D1	32.112	41.098	29.356	177.6	237.3	1:42.566 (1)	158.77	14:17:03.031
10 - D1	32.022	41.018	29.545	177.3	237.3	1:42.585 (2)	158.68	0.019
11 - D1	34.081	42.490	31.295	178.2	237.8	1:47.866	150.92	5.300
12 - D1	32.142	40.846	29.622	178.2	237.3	1:42.610 (3)	158.65	0.044
13 - D1	33.492	42.055	IN PIT		238.4	6:06.977	P 44.36	4:24.411
14 - D1	OUTLAP	42.631	32.216	178.5	207.6	1:55.399	141.06	12.833
15 - D1	33.099	42.437	30.343	178.2	240.0	1:45.879	153.75	3.313
16 - D1	32.302	41.174	29.519	178.2	238.9	1:42.995	158.05	0.429
17 - D1	32.936	42.802	IN PIT		240.0	4:29.488	P 60.40	2:46.922
18 - D2	OUTLAP	7:30.584	IN PIT		105.5	21:52.952	P 12.39	20:10.386
19 - D2	OUTLAP	43.522	33.946	175.8	204.1	1:57.019	139.11	14.453
20 - D2	32.550	41.614	30.207	175.8	235.2	1:44.371	155.97	1.805
21 - D2	32.723	41.440	29.929	176.1	234.7	1:44.092	156.39	1.526
22 - D2	32.578	1:03.590	IN PIT		235.2	15:36.325	P 17.38	13:53.759
23 - D2	OUTLAP	45.896	33.518	175.6	179.4	2:06.252	128.94	23.686
24 - D2	33.604	42.829	30.385	177.3	235.2	1:46.818	152.40	4.252
25 - D2	32.301	41.417	29.655	176.4	235.8	1:43.373	157.48	0.807
26 - D2	32.183	41.324	29.561	177.0	236.8	1:43.068	157.94	0.502
27 - D2	32.594	47.452	29.915	176.7	238.4	1:49.961	148.04	7.395
28 - D2	32.211	41.275	29.584	176.4	236.8	1:43.070	157.94	0.504
29 - D2	32.152	41.085	29.820	176.7	237.8	1:43.057	157.96	0.491
30 - D2	33.220	41.778	IN PIT		237.3	5:24.032	P 50.23	3:41.466
31 - D3	OUTLAP	42.679	29.841	175.6	195.2	1:55.946	140.40	13.380
32 - D3	32.818	41.372	29.903	175.6	235.8	1:44.093	156.39	1.527
33 - D3	32.617	41.821	IN PIT		236.3	3:34.707	P 75.82	1:52.141
34 - D3	OUTLAP	44.312	31.031	175.6	196.3	1:58.115	137.82	15.549
35 - D3	32.430	42.568	31.594	175.3	234.2	1:46.592	152.72	4.026

Weather / Track : Cloudy / Dry

Kyalami Grand Prix Circuit

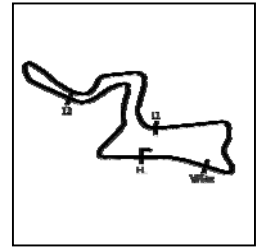
Circuit Length = 4.522 km

Start: 14:00 Flag 16:00 End: 16:02



# Kyalami 9 Hours

## PAID TEST SESSION 2 - SECTOR ANALYSIS



SECTOR 1 = FL to I1, SECTOR 2 = I1 to I2 SECTOR 3 = I2 to I3, SECTOR 4 = I3 to FL, DIFF = Difference To Personal Best Lap, P = Crossed Finish Line in Pit Lane, D = Time Disallowed

<b>P5 10 Pro Mercedes-AMG Team SPS Automotive Perf Mercedes-AMG GT3</b> IDEAL LAP TIME : 1:42.625 BEST LAP TIME : 1:42.632 DIFFERENCE : 0.007 D1: Yelmer BUURMAN D2: Luca STOLZ D3: Maximilian GOETZ										
LAP	SECTOR 1	SECTOR 2	SECTOR 3	SPEED TRAP	LAP TIME	KPH	DIFF	TIME OF DAY		
1 - D1			IN PIT						P	14:00:31.963
2 - D1	OUTLAP	46.469	39.165	172.5	185.8	2:10.737	124.51	28.105		14:02:42.700
3 - D1	33.876	43.630	33.292	173.6	229.2	1:50.798	146.92	8.166		14:04:33.498
4 - D1	32.828	42.029	29.974	173.0	230.7	1:44.831	155.28	2.199		14:06:18.329
5 - D1	32.584	41.532	29.891	172.5	231.7	1:44.007	156.52	1.375		14:08:02.336
6 - D1	33.024	42.214	29.892	174.4	231.2	1:45.130	154.84	2.498		14:09:47.466
7 - D1	32.621	41.476	29.790	173.0	231.7	1:43.887	156.70	1.255		14:11:31.353
8 - D1	32.923	41.562	29.840	173.9	231.7	1:44.325	156.04	1.693		14:13:15.678
9 - D1	32.697	41.361	29.886	172.2	232.2	1:43.944	156.61	1.312		14:14:59.622
10 - D1	47.207	1:15.063	IN PIT		198.8	12:33.076	P 21.61	10:50.444		14:27:32.698
11 - D1	OUTLAP	45.413	33.368	173.0	159.5	2:02.112	133.31	19.480		14:29:34.810
12 - D1	35.318	43.048	34.075	174.1	231.2	1:52.441	144.77	9.809		14:31:27.251
13 - D1	32.360	41.528	33.737	173.9	232.2	1:47.625	151.25	4.993		14:33:14.876
14 - D1	32.505	41.121	30.998	172.8	231.2	1:44.624	155.59	1.992		14:34:59.500
15 - D1	32.641	41.068	29.608	173.0	229.7	1:43.317	157.56	0.685		14:36:42.817
16 - D1	32.552	41.028	29.845	132.3	231.2	1:43.425	157.40	0.793		14:38:26.242
17 - D1	1:07.272	7:31.199	IN PIT		80.1	22:01.586	P 12.31	20:18.954		15:00:27.828
18 - D2	OUTLAP	42.469	35.256	171.7	71.3	2:06.099	129.09	23.467		15:02:33.927
19 - D2	32.772	41.344	30.857	171.7	230.2	1:44.973	155.07	2.341		15:04:18.900
20 - D2	32.713	41.451	33.247	172.5	230.2	1:47.411	151.55	4.779		15:06:06.311
21 - D2	47.785	1:20.438	IN PIT		231.2	15:20.630	P 17.68	13:37.998		15:21:26.941
22 - D2	OUTLAP	43.977	38.312	170.8	200.3	2:02.934	132.42	20.302		15:23:29.875
23 - D2	33.063	41.410	35.989	173.0	228.8	1:50.462	147.37	7.830		15:25:20.337
24 - D2	32.580	41.038	29.494	173.3	230.2	1:43.112	(2) 157.87	0.480		15:27:03.449
25 - D2	32.555	41.170	34.070	173.6	232.2	1:47.795	151.01	5.163		15:28:51.244
26 - D2	<b>32.337</b>	<b>40.799</b>	29.496	173.3	232.2	<b>1:42.632</b>	(1) <b>158.61</b>			<b>15:30:33.876</b>
27 - D2	32.897	42.596	29.794	173.9	232.2	1:45.287	154.61	2.655		15:32:19.163
28 - D2	32.453	41.208	IN PIT		232.7	3:18.086	P 82.18	1:35.454		15:35:37.249
29 - D3	OUTLAP	41.355	29.652	174.1	204.9	1:49.375	148.83	6.743		15:37:26.624
30 - D3	32.770	41.740	34.518	173.6	232.2	1:49.028	149.31	6.396		15:39:15.652
31 - D3	32.632	41.265	29.972	173.9	231.7	1:43.869	156.72	1.237		15:40:59.521
32 - D3	32.555	41.174	<b>29.489</b>	173.9	233.2	1:43.218	(3) 157.71	0.586		15:42:42.739
33 - D3	32.434	41.060	29.791	173.6	233.2	1:43.285	157.61	0.653		15:44:26.024
34 - D3	32.457	41.509	IN PIT		232.7	5:52.995	P 46.11	4:10.363		15:50:19.019
35 - D3	OUTLAP	42.192	31.088	173.3	204.5	1:52.419	144.80	9.787		15:52:11.438
36 - D3	32.782	41.664	29.825	174.1	231.7	1:44.271	156.12	1.639		15:53:55.709
37 - D3	32.743	41.580	IN PIT		232.2	4:02.513	P 67.12	2:19.881		15:57:58.222
38 - D3	OUTLAP	41.777	29.754	173.9	187.8	1:50.423	147.42	7.791		15:59:48.645
39 - D3	32.688	40.977	29.623	<b>174.7</b>	<b>233.7</b>	1:43.288	157.60	0.656		16:01:31.933

Weather / Track : Cloudy / Dry

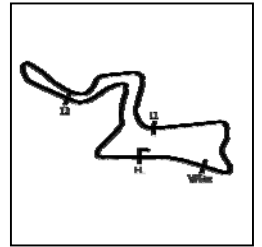
Kyalami Grand Prix Circuit

Circuit Length = 4.522 km

Start: 14:00 Flag 16:00 End: 16:02

# Kyalami 9 Hours

## PAID TEST SESSION 2 - SECTOR ANALYSIS



SECTOR 1 = FL to I1, SECTOR 2 = I1 to I2 SECTOR 3 = I2 to I3, SECTOR 4 = I3 to FL, DIFF = Difference To Personal Best Lap, P = Crossed Finish Line in Pit Lane, D = Time Disallowed

P6 107 Pro Bentley Team M-Sport		Bentley Continental GT3							
IDEAL LAP TIME : 1:42.568		BEST LAP TIME : 1:42.833		DIFFERENCE : 0.265					
D1: Jules GOUNON		D2: Maxime SOULET		D3: Jordan PEPPER					
LAP	SECTOR 1	SECTOR 2	SECTOR 3	SPEED TRAP	LAP TIME	KPH	DIFF	TIME OF DAY	
1 - D1			IN PIT					14:00:29.802	
2 - D2	OUTLAP	45.254	36.925	175.0	2:07.759	127.42	24.926	14:02:37.561	
3 - D2	33.538	41.493	29.932	174.4	1:44.963	155.09	2.130	14:04:22.524	
4 - D2	33.029	41.717	29.906	173.9	1:44.652	155.55	1.819	14:06:07.176	
5 - D2	33.018	41.523	29.852	175.0	1:44.393	155.94	1.560	14:07:51.569	
6 - D2	32.641	41.511	30.446	174.4	1:44.598	155.63	1.765	14:09:36.167	
7 - D2	33.081	42.543	IN PIT		2:49.527	96.02	1:06.694	14:12:25.694	
8 - D2	OUTLAP	46.227	33.495	175.0	2:02.543	132.84	19.710	14:14:28.237	
9 - D2	32.619	41.216	29.660	174.7	1:43.495	157.29	0.662	14:16:11.732	
10 - D2	32.564	41.241	29.598	174.4	1:43.403	157.43	0.570	14:17:55.135	
11 - D2	32.778	41.566	29.854	175.3	1:44.198	156.23	1.365	14:19:39.333	
12 - D2	32.628	41.144	29.621	174.1	1:43.393	157.44	0.560	14:21:22.726	
13 - D2	33.114	41.541	IN PIT		3:21.467	80.80	1:38.634	14:24:44.193	
14 - D1	OUTLAP	41.926	32.336	176.7	2:07.6	143.83	10.349	14:26:37.375	
15 - D1	32.303	41.333	29.695	175.6	1:43.331	157.54	0.498	14:28:20.706	
16 - D1	33.170	43.854	35.812	176.7	2:38.4	144.27	10.003	14:30:13.542	
17 - D1	32.336	41.256	29.671	176.7	1:43.263	157.64	0.430	14:31:56.805	
18 - D1	32.813	41.516	IN PIT		2:38.4	28:26.766	9.53	15:00:23.571	
19 - D1	OUTLAP	42.063	32.866	177.0	2:06.250	128.94	23.417	15:02:29.821	
20 - D1	32.971	42.190	31.956	177.6	1:47.117	151.97	4.284	15:04:16.938	
21 - D1	32.503	42.595	29.890	176.7	1:44.988	155.05	2.155	15:06:01.926	
22 - D1	33.261	1:09.199	IN PIT		2:37.8	15:28.064	17.54	15:21:29.990	
23 - D1	OUTLAP	45.633	32.705	172.8	2:07.599	127.58	24.766	15:23:37.589	
24 - D1	37.008	52.228	42.178	177.3	2:11.414	123.87	28.581	15:25:49.003	
25 - D1	32.457	41.225	29.521	176.7	1:43.203	157.73	0.370	15:27:32.206	
26 - D1	32.113	41.223	29.560	176.4	1:42.896	158.21	0.063	15:29:15.102	
27 - D1	33.826	46.140	30.948	177.9	1:50.914	146.77	8.081	15:31:06.016	
28 - D1	32.309	40.966	29.558	177.9	1:42.833	158.30		15:32:48.849	
29 - D1	32.380	41.323	IN PIT		4:32.217	59.80	2:49.384	15:37:21.066	
30 - D3	OUTLAP	48.113	35.911	177.0	2:12.008	123.31	29.175	15:39:33.074	
31 - D3	32.437	41.268	29.616	177.0	1:43.321	157.55	0.488	15:41:16.395	
32 - D3	32.341	41.461	29.979	176.4	1:43.781	156.86	0.948	15:43:00.176	
33 - D3	32.448	41.142	29.545	177.3	1:43.135	157.84	0.302	15:44:43.311	
34 - D3	32.274	41.820	IN PIT		2:37.3	11:19.964	23.94	15:56:03.275	
35 - D3	OUTLAP	42.325	29.584	177.3	1:59.786	135.90	16.953	15:58:03.061	
36 - D3	32.383	41.136	29.596	177.0	1:43.115	157.87	0.282	15:59:46.176	
37 - D3	32.356	41.166	29.489	176.7	1:43.011	158.03	0.178	16:01:29.187	

Weather / Track : Cloudy / Dry

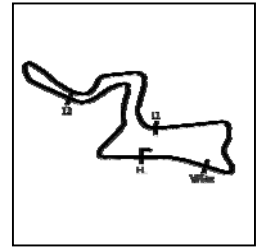
Kyalami Grand Prix Circuit

Circuit Length = 4.522 km

Start: 14:00 Flag 16:00 End: 16:02

# Kyalami 9 Hours

## PAID TEST SESSION 2 - SECTOR ANALYSIS



SECTOR 1 = FL to I1, SECTOR 2 = I1 to I2 SECTOR 3 = I2 to I3, SECTOR 4 = I3 to FL, DIFF = Difference To Personal Best Lap, P = Crossed Finish Line in Pit Lane, D = Time Disallowed

P7 999 Pro		Mercedes-AMG Team GruppeM Racing			Mercedes-AMG GT3				
IDEAL LAP TIME : 1:42.836		BEST LAP TIME : 1:42.905			DIFFERENCE : 0.069				
D1: Maxi BUHK		D2: Maro ENGEL			D3: Raffaele MARCIELLO				
LAP	SECTOR 1	SECTOR 2	SECTOR 3		SPEED TRAP	LAP TIME	KPH	DIFF	TIME OF DAY
1 - D1			IN PIT						14:02:04.491
2 - D1	OUTLAP	45.598	31.775	172.5	191.4	2:00.149	135.49	17.244	14:04:04.640
3 - D1	34.049	41.840	30.335	173.3	230.2	1:46.224	153.25	3.319	14:05:50.864
4 - D1	33.241	41.432	30.310	173.9	232.7	1:44.983	155.06	2.078	14:07:35.847
5 - D1	33.132	41.619	30.289	174.4	230.7	1:45.040	154.98	2.135	14:09:20.887
6 - D1	32.840	41.281	31.445	173.3	233.2	1:45.566	154.20	2.661	14:11:06.453
7 - D1	33.092	41.311	29.500	174.1	232.7	1:43.903	156.67	0.998	14:12:50.356
8 - D1	36.315	42.532	IN PIT		234.2	2:55.658	92.67	1:12.753	14:15:46.014
9 - D2	OUTLAP	42.097	IN PIT		204.1	2:43.202	99.74	1:00.297	14:18:29.216
10 - D2	OUTLAP	41.557	30.490	174.4	168.2	1:51.314	146.24	8.409	14:20:20.530
11 - D2	32.705	41.265	29.898	174.1	232.7	1:43.868	156.72	0.963	14:22:04.398
<b>12 - D2</b>	<b>32.471</b>	40.903	29.531	173.9	233.7	<b>1:42.905 (1)</b>	<b>158.19</b>		<b>14:23:47.303</b>
13 - D2	33.608	41.262	29.809	<b>174.7</b>	233.2	1:44.679	155.51	1.774	14:25:31.982
14 - D2	32.843	<b>40.887</b>	<b>29.478</b>	174.4	<b>234.7</b>	1:43.208	157.73	0.303	14:27:15.190
15 - D2	32.526	41.400	IN PIT		234.2	6:18.477	43.01	4:35.572	14:33:33.667
16 - D2	OUTLAP	43.476	30.667	172.5	201.1	1:55.418	141.04	12.513	14:35:29.085
17 - D2	33.299	41.615	30.110	173.3	230.7	1:45.024	155.00	2.119	14:37:14.109

Weather / Track : Cloudy / Dry

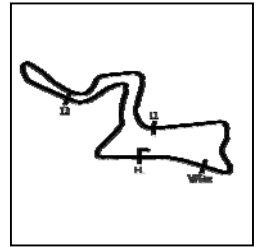
Kyalami Grand Prix Circuit

Circuit Length = 4.522 km

Start: 14:00 Flag 16:00 End: 16:02

# Kyalami 9 Hours

## PAID TEST SESSION 2 - SECTOR ANALYSIS



SECTOR 1 = FL to I1, SECTOR 2 = I1 to I2 SECTOR 3 = I2 to I3, SECTOR 4 = I3 to FL, DIFF = Difference To Personal Best Lap, P = Crossed Finish Line in Pit Lane, D = Time Disallowed

P8 76 Pro R-Motorsport		Aston Martin Vantage AMR GT3							
IDEAL LAP TIME : 1:42.750		BEST LAP TIME : 1:42.921		DIFFERENCE : 0.171					
D1: Maxime MARTIN		D2: Enaam AHMED		D3: Jake DENNIS					
LAP	SECTOR 1	SECTOR 2	SECTOR 3	SPEED TRAP	LAP TIME	KPH	DIFF	TIME OF DAY	
1 - D1			IN PIT					14:00:46.024	
2 - D1	OUTLAP	47.415	33.219	173.6	195.6	2:03.035	132.31	20.114	
3 - D1	33.002	43.811	36.380	<b>175.3</b>	233.7	1:53.193	143.81	10.272	
4 - D1	32.607	41.149	29.528	175.0	234.7	1:43.284	(3) 157.61	0.363	
5 - D1	<b>32.358</b>	40.915	30.230	174.1	236.3	1:43.503	157.28	0.582	
6 - D1	32.614	41.569	29.820	<b>175.3</b>	235.2	1:44.003	156.52	1.082	
7 - D1	32.582	41.600	IN PIT		235.8	5:45.968	P 47.05	4:03.047	
8 - D1	OUTLAP	43.793	31.328	174.4	198.8	1:56.558	139.66	13.637	
9 - D1	32.517	40.881	<b>29.523</b>	173.6	233.7	<b>1:42.921</b>	(1) <b>158.17</b>		
10 - D1	32.461	41.149	29.589	173.3	234.2	1:43.199	(2) 157.74	0.278	
11 - D1	32.609	<b>40.869</b>	IN PIT		234.7	4:49.394	P 56.25	3:06.473	
12 - D2	OUTLAP	49.129	33.398	173.3	135.1	2:12.518	122.84	29.597	
13 - D2	32.989	41.749	30.023	174.7	235.2	1:44.761	155.39	1.840	
14 - D2	32.942	41.491	29.845	175.0	<b>237.3</b>	1:44.278	156.11	1.357	
15 - D2	32.623	41.435	29.948	<b>175.3</b>	236.8	1:44.006	156.52	1.085	
16 - D2	32.822	41.429	29.784	174.7	236.8	1:44.035	156.47	1.114	
17 - D2	37.172	46.379	IN PIT		204.9	2:36.666	P 103.91	53.745	
18 - D2	OUTLAP	1:29.691	IN PIT		157.6	24:57.471	P 10.87	23:14.550	
19 - D2	OUTLAP	48.399	32.522	173.0	139.3	2:11.714	123.59	28.793	
20 - D2	32.783	41.446	IN PIT		233.2	17:15.459	P 15.72	15:32.538	
21 - D2	OUTLAP	47.392	32.212	172.5	183.0	2:06.134	129.06	23.213	
22 - D2	32.972	41.715	29.957	173.0	231.2	1:44.644	155.56	1.723	
23 - D2	33.516	42.201	30.260	174.4	234.2	1:45.977	153.61	3.056	
24 - D2	32.959	42.049	30.036	173.9	234.7	1:45.044	154.97	2.123	
25 - D2	32.781	41.462	30.333	173.3	235.2	1:44.576	155.66	1.655	
26 - D2	32.930	41.698	29.955	174.4	235.8	1:44.583	155.65	1.662	
27 - D2	32.789	41.571	29.949	174.4	234.7	1:44.309	156.06	1.388	
28 - D2	32.842	41.932	30.153	174.7	234.7	1:44.927	155.14	2.006	
29 - D2	32.742	41.449	30.090	173.3	235.2	1:44.281	156.10	1.360	
30 - D2	34.765	43.474	IN PIT		235.2	3:59.629	P 67.93	2:16.708	
31 - D3	OUTLAP	43.911	30.446	174.4	202.2	1:56.073	140.24	13.152	
32 - D3	32.673	41.806	30.167	173.0	233.7	1:44.646	155.56	1.725	
33 - D3	32.801	42.383	30.726	173.9	233.7	1:45.910	153.70	2.989	
34 - D3	33.011	42.061	30.271	173.9	233.2	1:45.343	154.53	2.422	
35 - D3	32.792	41.550	29.729	174.4	233.7	1:44.071	156.42	1.150	
36 - D3	32.796	44.171	IN PIT		233.7	2:45.061	P 98.62	1:02.140	
37 - D1	OUTLAP	41.839	29.896	<b>175.3</b>	204.9	1:51.423	146.10	8.502	
38 - D1	32.672	41.358	29.745	175.0	234.7	1:43.775	156.87	0.854	
39 - D1	32.688	41.272	29.939	175.0	236.3	1:43.899	156.68	0.978	
40 - D1	32.899	41.863	30.211	174.1	236.8	1:44.973	155.07	2.052	

Weather / Track : Cloudy / Dry

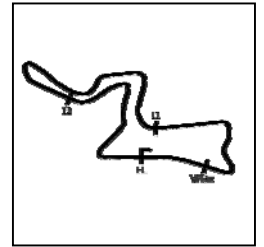
Kyalami Grand Prix Circuit

Circuit Length = 4.522 km

Start: 14:00 Flag 16:00 End: 16:02

# Kyalami 9 Hours

## PAID TEST SESSION 2 - SECTOR ANALYSIS



SECTOR 1 = FL to I1, SECTOR 2 = I1 to I2 SECTOR 3 = I2 to I3, SECTOR 4 = I3 to FL, DIFF = Difference To Personal Best Lap, P = Crossed Finish Line in Pit Lane, D = Time Disallowed

P9 911 Pro		KUS Team 75 Bernhard			Porsche 911 GT3 R				
IDEAL LAP TIME : 1:42.766		BEST LAP TIME : 1:42.924			DIFFERENCE : 0.158				
D1: Romain DUMAS		D2: Dirk WERNER		D3: Sven MUELLER					
LAP	SECTOR 1	SECTOR 2	SECTOR 3	SPEED TRAP	LAP TIME	KPH	DIFF	TIME OF DAY	
1 - D1			IN PIT					14:00:17.108	
2 - D1	OUTLAP	47.405	32.933	170.0	165.3	2:04.265	131.00	21.341	
3 - D1	34.201	43.810	31.564	172.5	230.2	1:49.575	148.56	6.651	
4 - D1	33.587	42.542	30.512	173.3	232.2	1:46.641	152.65	3.717	
5 - D1	32.826	41.985	30.187	173.3	233.2	1:44.998	155.04	2.074	
6 - D1	32.741	41.787	29.903	173.6	233.2	1:44.431	155.88	1.507	
7 - D1	32.775	43.691	30.783	173.0	232.7	1:47.249	151.78	4.325	
8 - D1	32.697	41.962	29.868	173.3	232.2	1:44.527	155.74	1.603	
9 - D1	32.754	41.589	29.878	173.6	233.2	1:44.221	156.19	1.297	
10 - D1	33.517	42.971	IN PIT		233.2	6:49.960	P 39.70	5:07.036	
11 - D1	OUTLAP	42.343	30.476	171.7	190.4	1:54.662	141.97	11.738	
12 - D1	33.022	41.703	29.798	173.3	230.2	1:44.523	155.74	1.599	
13 - D1	33.013	41.620	29.697	173.3	232.7	1:44.330	156.03	1.406	
14 - D1	32.820	41.256	29.713	173.6	232.2	1:43.789	156.84	0.865	
15 - D1	32.807	42.308	29.939	173.6	233.7	1:45.054	154.96	2.130	
16 - D1	32.702	41.089	29.709	173.6	<b>234.2</b>	1:43.500	157.28	0.576	
17 - D1	33.501	42.618	IN PIT		232.7	29:05.744	P 9.32	27:22.820	
18 - D1	OUTLAP	42.529	30.252	172.2	199.6	1:52.623	144.54	9.699	
19 - D1	32.872	41.279	30.006	172.2	230.2	1:44.157	156.29	1.233	
20 - D1	32.815	45.008	IN PIT		231.2	16:15.671	P 16.68	14:32.747	
21 - D1	OUTLAP	47.842	33.559	171.4	167.7	2:04.651	130.59	21.727	
22 - D1	33.205	42.416	29.849	172.8	228.3	1:45.470	154.34	2.546	
23 - D1	32.624	40.975	29.492	172.2	229.7	1:43.091	(3) 157.91	0.167	
24 - D1	32.641	43.114	29.972	172.5	230.7	1:45.727	153.97	2.803	
25 - D1	32.654	40.989	29.474	172.8	231.7	1:43.117	157.87	0.193	
26 - D1	32.596	<b>40.930</b>	<b>29.398</b>	173.6	232.7	<b>1:42.924</b>	(1) <b>158.16</b>		
27 - D1	32.672	42.204	29.863	<b>174.4</b>	233.2	1:44.739	155.42	1.815	
28 - D1	<b>32.438</b>	41.111	29.532	173.3	232.2	1:43.081	(2) 157.92	0.157	
29 - D1	32.568	40.986	IN PIT		231.2	4:52.397	P 55.67	3:09.473	
30 - D2	OUTLAP	41.976	30.191	172.8	204.1	1:51.214	146.37	8.290	
31 - D2	32.789	41.452	29.735	173.3	232.2	1:43.976	156.56	1.052	
32 - D2	32.597	41.446	29.996	172.2	231.7	1:44.039	156.47	1.115	

Weather / Track : Cloudy / Dry

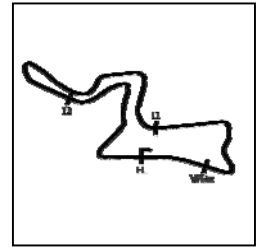
Kyalami Grand Prix Circuit

Circuit Length = 4.522 km

Start: 14:00 Flag 16:00 End: 16:02

# Kyalami 9 Hours

## PAID TEST SESSION 2 - SECTOR ANALYSIS



SECTOR 1 = FL to I1, SECTOR 2 = I1 to I2 SECTOR 3 = I2 to I3, SECTOR 4 = I3 to FL, DIFF = Difference To Personal Best Lap, P = Crossed Finish Line in Pit Lane, D = Time Disallowed

P10 44 Pro		Mercedes-AMG Team Strakka Racing			Mercedes-AMG GT3				
IDEAL LAP TIME : 1:42.663		BEST LAP TIME : 1:42.969			DIFFERENCE : 0.306				
D1: Gary PAFFETT		D2: Lewis WILLIAMSON		D3: Tristan VAUTIER					
LAP	SECTOR 1	SECTOR 2	SECTOR 3	SPEED TRAP	LAP TIME	KPH	DIFF	TIME OF DAY	
1 - D1			IN PIT					14:01:00.492	
2 - D2	OUTLAP	44.196	32.770	172.2	198.5	1:58.425	137.46	15.456	
3 - D2	32.967	41.450	30.000	173.3	229.7	1:44.417	155.90	1.448	
4 - D2	32.849	41.411	30.071	173.9	231.7	1:44.331	156.03	1.362	
5 - D2	32.653	41.400	29.707	173.9	232.2	1:43.760	156.89	0.791	
6 - D2	32.663	41.642	29.721	173.9	232.2	1:44.026	156.49	1.057	
7 - D2	32.600	41.491	29.672	173.0	231.2	1:43.763	156.88	0.794	
8 - D2	32.593	41.168	29.613	172.8	231.2	1:43.374	157.47	0.405	
9 - D2	32.652	41.247	29.671	173.9	230.7	1:43.570	157.18	0.601	
10 - D2	32.606	41.088	29.634	173.3	231.7	1:43.328	157.54	0.359	
11 - D2	32.522	41.537	29.814	173.0	232.2	1:43.873	156.72	0.904	
12 - D2	32.658	41.148	29.586	173.9	230.7	1:43.392	157.45	0.423	
13 - D2	32.558	41.086	29.508	173.9	231.2	1:43.152	157.81	0.183	
14 - D2	32.580	41.361	29.697	173.3	231.7	1:43.638	157.07	0.669	
15 - D2	33.259	46.181	IN PIT		230.7	5:17.184	P 51.32	3:34.215	
16 - D3	OUTLAP	44.284	30.826	173.6	199.2	1:57.281	138.80	14.312	
17 - D3	33.000	42.644	29.710	172.8	231.7	1:45.354	154.51	2.385	
18 - D3	32.848	41.160	29.644	173.0	230.2	1:43.652	157.05	0.683	
19 - D3	32.595	42.472	32.867	<b>174.7</b>	231.2	1:47.934	150.82	4.965	
20 - D3	32.632	41.383	31.603	172.8	231.7	1:45.618	154.13	2.649	
21 - D3	40.108	1:35.056	IN PIT		232.2	27:15.704	P 9.95	25:32.735	
22 - D3	OUTLAP	52.841	IN PIT		190.8	17:10.965	P 15.79	15:27.996	
23 - D3	OUTLAP	42.998	30.042	171.7	201.1	1:53.088	143.95	10.119	
24 - D3	32.606	<b>40.866</b>	29.515	172.2	228.8	1:42.987	(2) 158.07	0.018	
25 - D3	32.637	41.008	<b>29.431</b>	173.3	230.7	1:43.076	(3) 157.93	0.107	
26 - D3	32.508	40.988	29.473	173.0	232.2	<b>1:42.969</b>	(1) <b>158.09</b>		
27 - D3	32.378	40.973	31.633	173.9	232.2	1:44.984	155.06	2.015	
28 - D3	32.519	41.103	29.874	173.9	232.2	1:43.496	157.29	0.527	
29 - D3	32.544	40.997	IN PIT		231.7	4:16.814	P 63.38	2:33.845	
30 - D1	OUTLAP	41.508	30.108	172.8	189.8	1:52.255	145.01	9.286	
31 - D1	32.648	41.844	31.698	173.0	230.7	1:46.190	153.30	3.221	
32 - D1	32.836	41.405	29.784	172.8	231.2	1:44.025	156.49	1.056	
33 - D1	32.661	41.351	29.618	172.8	231.7	1:43.630	157.08	0.661	
34 - D1	33.202	41.994	IN PIT		230.7	5:27.309	P 49.73	3:44.340	
35 - D1	OUTLAP	42.169	29.960	173.0	203.7	1:51.122	146.49	8.153	
36 - D1	32.660	41.478	30.035	172.2	230.7	1:44.173	156.27	1.204	
37 - D1	32.760	41.146	29.602	172.5	231.2	1:43.508	157.27	0.539	
38 - D1	32.579	41.084	29.656	173.9	232.2	1:43.319	157.56	0.350	
39 - D1	33.008	41.359	31.276	173.9	232.7	1:45.643	154.09	2.674	
40 - D1	<b>32.366</b>	41.294	29.707	174.1	<b>233.2</b>	1:43.367	157.48	0.398	

Weather / Track : Cloudy / Dry

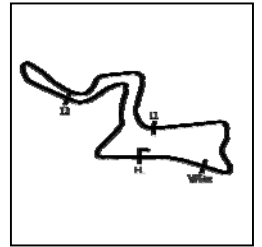
Kyalami Grand Prix Circuit

Circuit Length = 4.522 km

Start: 14:00 Flag 16:00 End: 16:02

# Kyalami 9 Hours

## PAID TEST SESSION 2 - SECTOR ANALYSIS



SECTOR 1 = FL to I1, SECTOR 2 = I1 to I2 SECTOR 3 = I2 to I3, SECTOR 4 = I3 to FL, DIFF = Difference To Personal Best Lap, P = Crossed Finish Line in Pit Lane, D = Time Disallowed

P11 12 Pro		Dinamic Motorsport		Porsche 911 GT3 R					
IDEAL LAP TIME : 1:42.920		BEST LAP TIME : 1:42.983		DIFFERENCE : 0.063					
D1: Laurens VANTHOOR		D2: Earl BAMBER		D3: Matt CAMPBELL					
LAP	SECTOR 1	SECTOR 2	SECTOR 3	SPEED TRAP	LAP TIME	KPH	DIFF	TIME OF DAY	
1 - D1			IN PIT					14:01:16.279	
2 - D3	OUTLAP	45.479	31.855	170.6	197.0	1:59.695	136.00	16.712	
3 - D3	33.691	43.645	30.217	173.3	229.7	1:47.553	151.35	4.570	
4 - D3	32.772	41.218	29.918	172.5	229.7	1:43.908	156.66	0.925	
5 - D3	33.041	41.186	29.605	173.3	230.7	1:43.832	156.78	0.849	
6 - D3	32.681	<b>40.857</b>	29.717	172.5	231.2	1:43.255	<b>(3)</b> 157.66	0.272	
7 - D3	32.592	41.040	29.663	172.2	230.7	1:43.295	157.59	0.312	
8 - D3	32.845	41.837	30.715	<b>175.0</b>	231.2	1:45.397	154.45	2.414	
9 - D3	32.920	42.551	IN PIT		231.2	7:24.629	<b>P</b> 36.61	5:41.646	
10 - D3	OUTLAP	46.204	IN PIT		122.0	11:24.844	<b>P</b> 23.77	9:41.861	
11 - D3	OUTLAP	42.615	30.156	171.7	198.8	1:52.585	144.59	9.602	
12 - D3	33.018	42.205	29.970	172.5	228.3	1:45.193	154.75	2.210	
13 - D3	32.710	41.028	29.714	172.5	229.2	1:43.452	157.35	0.469	
14 - D3	41.997	1:27.114	IN PIT		231.2	22:13.483	<b>P</b> 12.20	20:30.500	
15 - D1	OUTLAP	45.373	36.305	172.5	200.3	2:02.809	132.55	19.826	
16 - D1	33.605	41.840	29.957	171.7	229.7	1:45.402	154.44	2.419	
17 - D1	32.973	41.519	29.664	172.2	229.7	1:44.156	156.29	1.173	
18 - D1	32.952	1:07.942	IN PIT		229.7	15:28.387	<b>P</b> 17.53	13:45.404	
19 - D1	OUTLAP	41.633	29.871	170.6	170.8	1:51.289	146.27	8.306	
20 - D1	33.028	41.088	29.732	171.7	227.8	1:43.848	156.75	0.865	
21 - D1	32.770	41.190	29.543	171.7	228.8	1:43.503	157.28	0.520	
22 - D1	32.791	41.019	<b>29.518</b>	172.5	230.2	1:43.328	157.54	0.345	
23 - D1	32.840	40.949	IN PIT		231.2	7:41.204	<b>P</b> 35.29	5:58.221	
24 - D1	OUTLAP	41.295	29.530	172.8	204.5	1:48.950	149.41	5.967	
25 - D1	32.767	41.705	29.705	173.3	230.2	1:44.177	156.26	1.194	
26 - D1	32.830	41.333	30.903	173.9	<b>231.7</b>	1:45.066	154.94	2.083	
27 - D1	32.705	41.579	IN PIT		<b>231.7</b>	7:07.745	<b>P</b> 38.05	5:24.762	
28 - D2	OUTLAP	41.766	30.052	172.8	129.9	1:54.399	142.30	11.416	
29 - D2	32.727	41.447	30.065	171.9	230.2	1:44.239	156.17	1.256	
30 - D2	32.846	41.177	29.785	172.2	228.8	1:43.808	156.82	0.825	
<b>31 - D2</b>	<b>32.545</b>	40.868	29.570	173.0	229.7	<b>1:42.983 (1)</b>	<b>158.07</b>	<b>15:55:22.693</b>	
32 - D2	32.656	41.188	29.710	173.0	229.7	1:43.554	157.20	0.571	
33 - D2	33.033	41.908	29.970	173.6	231.2	1:44.911	155.17	1.928	
34 - D2	32.636	40.917	29.536	172.8	230.7	1:43.089	<b>(2)</b> 157.91	0.106	

Weather / Track : Cloudy / Dry

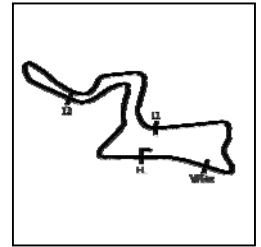
Kyalami Grand Prix Circuit

Circuit Length = 4.522 km

Start: 14:00 Flag 16:00 End: 16:02

# Kyalami 9 Hours

## PAID TEST SESSION 2 - SECTOR ANALYSIS



SECTOR 1 = FL to I1, SECTOR 2 = I1 to I2 SECTOR 3 = I2 to I3, SECTOR 4 = I3 to FL, DIFF = Difference To Personal Best Lap, P = Crossed Finish Line in Pit Lane, D = Time Disallowed

P12 108 Pro		Bentley Team M-Sport			Bentley Continental GT3				
IDEAL LAP TIME : 1:42.623		BEST LAP TIME : 1:42.990			DIFFERENCE : 0.367				
D1: Rodrigo BAPTISTA		D2: Andy SOUCEK			D3: Steven KANE				
LAP	SECTOR 1	SECTOR 2	SECTOR 3	SPEED TRAP	LAP TIME	KPH	DIFF	TIME OF DAY	
1 - D1			IN PIT					14:00:23.688	
2 - D1	OUTLAP	48.515	35.367	172.5	160.4	2:11.927	123.39	28.937	
3 - D1	33.764	42.112	29.802	176.4	233.7	1:45.678	154.04	2.688	
4 - D1	32.956	41.698	29.797	176.1	237.3	1:44.451	155.85	1.461	
5 - D1	32.944	41.349	29.888	176.4	237.3	1:44.181	156.25	1.191	
6 - D1	32.688	41.343	29.549	177.0	238.4	1:43.580	157.16	0.590	
7 - D1	32.584	41.880	31.737	176.7	238.4	1:46.201	153.28	3.211	
8 - D1	32.736	<b>41.211</b>	29.553	175.6	236.8	1:43.500	157.28	0.510	
9 - D1	34.304	44.723	34.841	175.3	238.4	1:53.868	142.96	10.878	
10 - D1	32.682	41.323	29.740	176.1	237.8	1:43.745	156.91	0.755	
11 - D1	32.519	41.521	29.626	175.3	238.4	1:43.666	157.03	0.676	
12 - D1	32.606	41.349	29.763	175.8	237.8	1:43.718	156.95	0.728	
13 - D1	33.145	42.153	IN PIT		236.8	3:41.485	<b>P</b> 73.50	1:58.495	
14 - D2	OUTLAP	45.000	32.251	177.3	168.2	1:57.647	138.37	14.657	
15 - D2	32.449	41.576	29.502	177.3	238.9	1:43.527	157.24	0.537	
16 - D2	32.996	43.845	30.143	177.3	239.4	1:46.984	152.16	3.994	
17 - D2	32.355	41.570	29.612	177.6	239.4	1:43.537	157.23	0.547	
18 - D2	32.395	41.545	29.585	<b>177.9</b>	240.0	1:43.525	157.24	0.535	
19 - D2	32.365	41.719	29.794	177.6	238.4	1:43.878	156.71	0.888	
20 - D2	32.486	43.381	IN PIT		238.9	26:52.995	<b>P</b> 10.09	25:10.005	
21 - D2	OUTLAP	44.558	30.766	175.6	187.8	1:56.888	139.27	13.898	
22 - D2	32.456	41.352	29.430	177.0	235.2	1:43.238	<b>(3)</b> 157.68	0.248	
23 - D2	32.430	44.686	IN PIT		238.4	17:55.446	<b>P</b> 15.13	16:12.456	
24 - D2	OUTLAP	42.504	29.721	177.3	204.1	1:50.879	146.81	7.889	
25 - D2	32.485	41.298	29.557	177.6	236.3	1:43.340	157.53	0.350	
26 - D2	32.390	41.372	<b>29.270</b>	177.0	238.9	1:43.032	<b>(2)</b> 158.00	0.042	
27 - D2	32.307	41.509	29.710	176.7	239.4	1:43.526	157.24	0.536	
<b>28 - D2</b>	<b>32.142</b>	41.330	29.518	177.3	239.4	<b>1:42.990</b>	<b>(1)</b> <b>158.06</b>		
29 - D2	33.632	42.973	IN PIT		<b>240.5</b>	2:48.135	<b>P</b> 96.82	1:05.145	
30 - D3	OUTLAP	45.974	30.278	177.6	206.5	1:56.043	140.28	13.053	
31 - D3	32.817	46.399	30.177	176.4	238.4	1:49.393	148.81	6.403	
32 - D3	32.463	41.576	30.219	176.4	238.4	1:44.258	156.14	1.268	
33 - D3	32.605	41.518	IN PIT		238.4	3:58.405	<b>P</b> 68.28	2:15.415	
34 - D3	OUTLAP	46.494	31.804	175.3	203.3	2:01.654	133.81	18.664	
35 - D3	32.503	42.605	IN PIT		236.3	3:40.149	<b>P</b> 73.94	1:57.159	
36 - D3	OUTLAP	41.850	33.964	176.1	205.7	1:56.613	139.60	13.623	
37 - D3	32.437	42.682	29.990	177.3	237.3	1:45.109	154.87	2.119	
38 - D3	32.410	41.289	29.586	176.1	238.4	1:43.285	157.61	0.295	
39 - D3	32.433	41.534	29.958	177.6	237.8	1:43.925	156.64	0.935	
40 - D3	32.221	41.311	29.720	177.6	238.4	1:43.252	157.66	0.262	
41 - D3	35.076	44.095	31.484	177.0	238.9	1:50.655	147.11	7.665	

Weather / Track : Cloudy / Dry

Kyalami Grand Prix Circuit

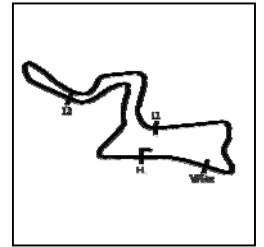
Circuit Length = 4.522 km

Start: 14:00 Flag 16:00 End: 16:02



# Kyalami 9 Hours

## PAID TEST SESSION 2 - SECTOR ANALYSIS



SECTOR 1 = FL to I1, SECTOR 2 = I1 to I2 SECTOR 3 = I2 to I3, SECTOR 4 = I3 to FL, DIFF = Difference To Personal Best Lap, P = Crossed Finish Line in Pit Lane, D = Time Disallowed

P13 31 Pro		Frikadelli Racing Team			Porsche 911 GT3 R				
IDEAL LAP TIME : 1:42.967		BEST LAP TIME : 1:43.070			DIFFERENCE : 0.103				
D1: Mathieu JAMINET		D2: Dennis OLSEN		D3: Nick TANDY					
LAP	SECTOR 1	SECTOR 2	SECTOR 3	SPEED TRAP	LAP TIME	KPH	DIFF	TIME OF DAY	
1 - D1			IN PIT					14:00:18.215	
2 - D2	OUTLAP	44.098	30.378	171.9	176.4	1:57.601	138.42	14:02:15.816	
3 - D2	33.041	41.590	29.651	172.8	231.7	1:44.282	156.10	14:04:00.098	
4 - D2	32.719	41.296	<b>29.574</b>	172.5	<b>232.2</b>	1:43.589	157.15	14:05:43.687	
5 - D2	32.916	41.180	29.933	171.4	<b>232.2</b>	1:44.029	156.48	14:07:27.716	
6 - D2	33.349	41.310	30.101	172.5	231.7	1:44.760	155.39	14:09:12.476	
7 - D2	32.610	41.157	29.856	172.2	231.2	1:43.623	157.10	14:10:56.099	
8 - D2	32.839	41.514	IN PIT		231.2	5:58.072	P 45.46	4:15.002 14:16:54.171	
9 - D2	OUTLAP	41.140	30.853	172.5	205.3	1:50.366	147.50	14:18:44.537	
10 - D2	33.068	41.343	31.133	<b>173.3</b>	<b>232.2</b>	1:45.544	154.24	14:20:30.081	
11 - D2	32.762	41.090	31.436	<b>173.3</b>	231.7	1:45.288	154.61	14:22:15.369	
12 - D2	32.628	41.225	29.793	172.5	<b>232.2</b>	1:43.646	157.06	14:23:59.015	
13 - D2	32.834	41.606	IN PIT		231.2	5:46.353	P 47.00	4:03.283 14:29:45.368	
14 - D1	OUTLAP	42.481	30.411	172.2	201.4	1:52.929	144.15	14:31:38.297	
15 - D1	32.639	<b>40.803</b>	29.628	172.5	231.2	<b>1:43.070</b>	<b>(1) 157.94</b>	<b>14:33:21.367</b>	
16 - D1	32.659	40.902	29.704	171.9	230.2	1:43.265	<b>(3) 157.64</b>	14:35:04.632	
17 - D1	32.752	41.302	30.833	<b>173.3</b>	230.7	1:44.887	155.20	14:36:49.519	
18 - D1	32.615	41.002	IN PIT		231.7	23:18.696	P 11.63	21:35.626 15:00:08.215	
19 - D1	OUTLAP	42.244	30.156	172.8	203.0	1:51.576	145.90	15:01:59.791	
20 - D1	32.789	41.134	29.748	171.7	230.7	1:43.671	157.02	15:03:43.462	
21 - D1	32.633	41.115	29.582	171.7	230.2	1:43.330	157.54	15:05:26.792	
22 - D1	32.863	56.187	IN PIT		230.2	23:56.846	P 11.32	22:13.776 15:29:23.638	
23 - D3	OUTLAP	42.089	31.081	<b>173.3</b>	180.6	1:53.858	142.97	10.788 15:31:17.496	
24 - D3	32.649	41.117	29.725	171.7	<b>232.2</b>	1:43.491	157.30	0.421 15:33:00.987	
25 - D3	32.833	41.202	29.787	170.6	230.7	1:43.822	156.79	0.752 15:34:44.809	
26 - D3	32.853	41.439	29.777	170.6	229.2	1:44.069	156.42	0.999 15:36:28.878	
27 - D3	32.892	41.306	29.795	171.7	230.2	1:43.993	156.54	0.923 15:38:12.871	
28 - D3	32.817	41.051	29.705	171.7	230.7	1:43.573	157.17	0.503 15:39:56.444	
29 - D3	32.710	41.078	IN PIT		231.2	5:44.821	P 47.21	4:01.751 15:45:41.265	
30 - D3	OUTLAP	44.037	30.942	171.4	192.5	1:55.979	140.36	12.909 15:47:37.244	
31 - D3	33.258	41.659	29.666	171.4	229.2	1:44.583	155.65	1.513 15:49:21.827	
32 - D3	32.634	41.821	30.083	171.4	229.7	1:44.538	155.72	1.468 15:51:06.365	
33 - D3	32.845	41.565	29.887	171.1	229.7	1:44.297	156.08	1.227 15:52:50.662	
34 - D3	32.816	41.292	29.697	171.7	229.7	1:43.805	156.82	0.735 15:54:34.467	
35 - D3	32.658	41.330	29.695	172.8	230.2	1:43.683	157.00	0.613 15:56:18.150	
36 - D3	<b>32.590</b>	40.968	29.639	172.5	231.7	1:43.197	<b>(2) 157.74</b>	0.127 15:58:01.347	
37 - D3	32.594	41.061	29.680	172.2	<b>232.2</b>	1:43.335	157.53	0.265 15:59:44.682	
38 - D3	32.671	41.212	29.616	172.2	<b>232.2</b>	1:43.499	157.28	0.429 16:01:28.181	

Weather / Track : Cloudy / Dry

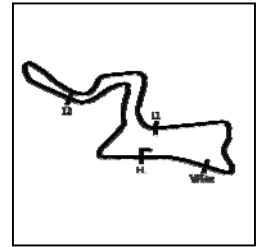
Kyalami Grand Prix Circuit

Circuit Length = 4.522 km

Start: 14:00 Flag 16:00 End: 16:02

# Kyalami 9 Hours

## PAID TEST SESSION 2 - SECTOR ANALYSIS



SECTOR 1 = FL to I1, SECTOR 2 = I1 to I2 SECTOR 3 = I2 to I3, SECTOR 4 = I3 to FL, DIFF = Difference To Personal Best Lap, P = Crossed Finish Line in Pit Lane, D = Time Disallowed

P14 20 Pro		GPX Racing		Porsche 911 GT3 R					
IDEAL LAP TIME : 1:43.146		BEST LAP TIME : 1:43.146		DIFFERENCE : 0.000					
D1: Michael CHRISTENSEN		D2: Kevin ESTRE		D3: Richard LIETZ					
LAP	SECTOR 1	SECTOR 2	SECTOR 3	SPEED TRAP	LAP TIME	KPH	DIFF	TIME OF DAY	
1 - D1			IN PIT					14:00:16.351	
2 - D3	OUTLAP	54.177	36.948	155.3	163.6	2:17.139	118.70	33.993	
3 - D3	41.243	46.882	33.258	156.0	144.0	2:01.383	134.11	18.237	
4 - D3	36.621	45.164	32.167	171.9	211.7	1:53.952	142.86	10.806	
5 - D3	36.454	46.353	32.088	<b>173.3</b>	167.7	1:54.895	141.68	11.749	
6 - D3	33.086	42.025	30.084	172.8	231.2	1:45.195	154.75	2.049	
7 - D3	32.987	41.584	30.100	171.4	231.7	1:44.671	155.52	1.525	
8 - D3	37.960	46.463	32.915	170.8	159.7	1:57.338	138.73	14.192	
9 - D3	33.030	42.409	30.362	171.4	230.2	1:45.801	153.86	2.655	
10 - D3	33.105	41.652	30.100	171.9	231.2	1:44.857	155.25	1.711	
11 - D3	40.280	49.563	IN PIT		154.0	10:00.098	<b>P</b> 27.12	8:16.952	
12 - D3	OUTLAP	44.589	31.121	171.7	128.4	2:01.930	133.51	18.784	
13 - D3	33.163	41.370	29.688	172.8	231.7	1:44.221	156.19	1.075	
14 - D3	32.765	41.688	29.910	172.5	232.2	1:44.363	155.98	1.217	
15 - D3	32.783	41.289	29.726	171.4	230.2	1:43.798	156.83	0.652	
16 - D3	32.714	41.321	29.635	172.2	230.2	1:43.670	157.02	0.524	
17 - D3	33.073	41.938	30.195	173.0	231.2	1:45.206	154.73	2.060	
18 - D3	47.461	1:31.807	IN PIT		<b>232.7</b>	22:01.047	<b>P</b> 12.32	20:17.901	
19 - D3	OUTLAP	44.283	30.860	172.2	189.8	1:56.200	140.09	13.054	
20 - D3	32.861	41.215	29.683	171.4	229.7	1:43.759	156.89	0.613	
21 - D3	32.688	41.148	29.811	171.9	229.7	1:43.647	157.06	0.501	
22 - D3	33.483	1:03.993	IN PIT		230.2	15:40.693	<b>P</b> 17.30	13:57.547	
23 - D3	OUTLAP	45.379	30.437	171.4	185.5	1:57.728	138.27	14.582	
24 - D3	32.700	41.111	29.625	171.9	229.2	1:43.436	<b>(2)</b> 157.38	0.290	
<b>25 - D3</b>	<b>32.600</b>	<b>41.011</b>	<b>29.535</b>	172.5	230.2	<b>1:43.146</b>	<b>(1)</b> 157.82		
26 - D3	32.684	41.351	IN PIT		231.2	3:23.015	<b>P</b> 80.18	1:39.869	
27 - D1	OUTLAP	42.442	30.318	172.2	205.7	1:51.058	146.58	7.912	
28 - D1	32.751	41.250	29.956	173.0	232.2	1:43.957	156.59	0.811	
29 - D1	32.660	41.365	29.866	171.7	231.7	1:43.891	156.69	0.745	
30 - D1	32.719	41.093	29.681	172.5	230.7	1:43.493	<b>(3)</b> 157.29	0.347	

Weather / Track : Cloudy / Dry

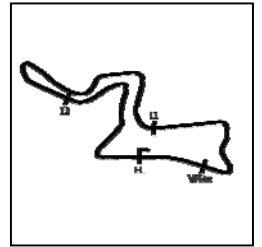
Kyalami Grand Prix Circuit

Circuit Length = 4.522 km

Start: 14:00 Flag 16:00 End: 16:02

# Kyalami 9 Hours

## PAID TEST SESSION 2 - SECTOR ANALYSIS



SECTOR 1 = FL to I1, SECTOR 2 = I1 to I2 SECTOR 3 = I2 to I3, SECTOR 4 = I3 to FL, DIFF = Difference To Personal Best Lap, P = Crossed Finish Line in Pit Lane, D = Time Disallowed

P15 25 Pro		Audi Sport Team WRT			Audi R8 LMS GT3 2019				
IDEAL LAP TIME : 1:43.157		BEST LAP TIME : 1:43.239			DIFFERENCE : 0.082				
D1: Dries VANTHOOR		D2: Kelvin VAN DER LINDE			D3: Frederic VERVISCH				
LAP	SECTOR 1	SECTOR 2	SECTOR 3	SPEED TRAP	LAP TIME	KPH	DIFF	TIME OF DAY	
1 - D1			IN PIT					14:01:58.748	
2 - D3	OUTLAP	43.131	30.506	170.3	183.9	1:58.548	137.32	15.309	
3 - D3	33.038	41.348	29.908	171.7	227.8	1:44.294	156.08	1.055	
4 - D3	32.751	41.408	29.682	171.4	229.7	1:43.841	156.77	0.602	
5 - D3	32.803	41.710	29.984	171.4	229.2	1:44.497	155.78	1.258	
6 - D3	33.182	41.242	30.582	171.4	229.2	1:45.006	155.03	1.767	
7 - D3	32.849	41.537	30.063	170.6	228.3	1:44.449	155.85	1.210	
8 - D3	32.838	42.199	IN PIT		230.2	4:11.835	P 64.64	2:28.596	
9 - D3	OUTLAP	41.802	30.178	171.1	201.4	1:50.402	147.45	7.163	
10 - D3	32.910	42.162	29.816	170.8	229.7	1:44.888	155.20	1.649	
11 - D3	32.946	41.688	29.818	170.8	230.2	1:44.452	155.85	1.213	
12 - D3	32.784	41.560	29.755	171.4	229.7	1:44.099	156.38	0.860	
13 - D3	32.807	41.625	IN PIT		229.7	3:47.921	P 71.42	2:04.682	
14 - D1	OUTLAP	41.546	29.840	171.9	203.3	1:50.067	147.90	6.828	
15 - D1	32.922	42.352	29.682	171.9	<b>232.7</b>	1:44.956	155.10	1.717	
16 - D1	32.758	41.276	29.953	171.9	232.2	1:43.987	156.55	0.748	
17 - D1	32.761	43.288	30.301	170.6	230.2	1:46.350	153.07	3.111	
18 - D1	32.770	41.195	29.527	171.9	229.7	1:43.492	157.29	0.253	
19 - D1	32.661	41.480	IN PIT		230.7	24:34.544	P 11.04	22:51.305	
20 - D1	OUTLAP	43.669	30.285	169.5	188.4	1:56.674	139.52	13.435	
21 - D1	32.930	42.801	31.814	170.6	227.3	1:47.545	151.37	4.306	
22 - D1	33.281	42.761	IN PIT		228.8	19:48.237	P 13.70	18:04.998	
23 - D1	OUTLAP	41.367	29.988	169.0	198.5	1:50.341	147.53	7.102	
24 - D1	32.806	41.249	<b>29.504</b>	170.3	228.8	1:43.559	157.19	0.320	
25 - D1	32.746	41.265	29.629	171.1	229.2	1:43.640	157.07	0.401	
26 - D1	32.789	41.493	29.660	171.1	229.7	1:43.942	156.61	0.703	
27 - D1	32.737	41.148	29.547	170.3	230.2	1:43.432	(2) 157.39	0.193	
28 - D1	32.717	41.138	30.064	171.4	230.7	1:43.919	156.65	0.680	
29 - D1	33.496	41.203	IN PIT		228.8	3:27.816	P 78.33	1:44.577	
30 - D2	OUTLAP	42.326	33.559	171.9	201.4	1:54.902	141.67	11.663	
31 - D2	32.872	41.331	29.658	171.7	230.2	1:43.861	156.74	0.622	
32 - D2	32.934	41.223	29.774	171.4	229.7	1:43.931	156.63	0.692	
33 - D2	32.768	42.242	IN PIT		229.7	3:47.411	P 71.58	2:04.172	
34 - D2	OUTLAP	42.444	29.939	171.1	200.3	1:51.984	145.37	8.745	
35 - D2	32.893	41.475	29.905	172.2	228.3	1:44.273	156.12	1.034	
36 - D2	32.785	41.751	29.825	171.7	228.3	1:44.361	155.98	1.122	
37 - D2	32.810	41.077	29.687	170.3	229.2	1:43.574	157.17	0.335	
38 - D2	33.266	41.390	29.747	171.9	228.8	1:44.403	155.92	1.164	
39 - D2	32.743	41.104	29.599	172.2	230.2	1:43.446	(3) 157.36	0.207	
40 - D2	<b>32.626</b>	<b>41.027</b>	29.586	<b>173.0</b>	230.7	<b>1:43.239</b>	(1) <b>157.68</b>	<b>16:00:00.866</b>	

Weather / Track : Cloudy / Dry

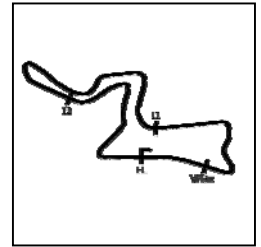
Kyalami Grand Prix Circuit

Circuit Length = 4.522 km

Start: 14:00 Flag 16:00 End: 16:02

# Kyalami 9 Hours

## PAID TEST SESSION 2 - SECTOR ANALYSIS



SECTOR 1 = FL to I1, SECTOR 2 = I1 to I2 SECTOR 3 = I2 to I3, SECTOR 4 = I3 to FL, DIFF = Difference To Personal Best Lap, P = Crossed Finish Line in Pit Lane, D = Time Disallowed

P16 42 Pro		BMW Team Schnitzer		BMW M6 GT3					
IDEAL LAP TIME : 1:43.023		BEST LAP TIME : 1:43.266		DIFFERENCE : 0.243					
D1: Martin TOMCZYK		D2: Sheldon VAN DER LINDE		D3: Augusto FARFUS					
LAP	SECTOR 1	SECTOR 2	SECTOR 3	SPEED TRAP	LAP TIME	KPH	DIFF	TIME OF DAY	
1 - D1			IN PIT					14:00:26.418	
2 - D3	OUTLAP	45.352	33.688	174.1	147.7	2:04.662	130.58	14:02:31.080	
3 - D3	32.810	41.488	30.094	173.9	236.8	1:44.392	155.94	14:04:15.472	
4 - D3	32.482	41.494	29.997	173.3	237.8	1:43.973	156.57	14:05:59.445	
5 - D3	32.467	41.430	29.957	174.1	237.3	1:43.854	156.75	14:07:43.299	
6 - D3	32.637	41.536	29.953	174.1	237.3	1:44.126	156.34	14:09:27.425	
7 - D3	32.818	42.668	IN PIT		236.8	3:15.837	83.12	14:12:43.262	
8 - D3	OUTLAP	42.385	30.181	173.9	208.0	1:53.586	143.32	14:14:36.848	
9 - D3	32.556	41.510	29.913	174.4	236.3	1:43.979	156.56	14:16:20.827	
10 - D3	32.523	41.577	30.089	173.9	238.4	1:44.189	156.24	14:18:05.016	
11 - D3	32.618	41.633	30.098	174.4	236.3	1:44.349	156.00	14:19:49.365	
12 - D3	32.654	41.170	29.789	174.4	236.3	1:43.613	157.11	14:21:32.978	
13 - D3	33.178	42.594	IN PIT		236.8	5:39.427	47.96	14:27:12.405	
14 - D3	OUTLAP	42.398	30.287	173.9	206.5	1:52.438	144.78	14:29:04.843	
15 - D3	32.837	41.777	29.931	175.0	237.3	1:44.545	155.71	14:30:49.388	
16 - D3	32.651	42.022	30.130	174.4	238.4	1:44.803	155.33	14:32:34.191	
17 - D3	32.620	41.224	30.864	173.6	235.8	1:44.708	155.47	14:34:18.899	
18 - D3	32.559	41.258	29.874	174.4	235.2	1:43.691	156.99	14:36:02.590	
19 - D3	32.649	41.382	IN PIT		236.3	24:16.640	11.17	15:00:19.230	
20 - D3	OUTLAP	45.082	32.542	167.4	188.4	2:00.757	134.80	15:02:19.987	
21 - D3	34.946	43.032	30.192	175.6	211.7	1:48.170	150.49	15:04:08.157	
22 - D3	32.886	43.148	29.954	175.3	238.9	1:45.988	153.59	15:05:54.145	
23 - D3	<b>32.383</b>	1:09.655	IN PIT		238.4	15:23.540	17.62	15:21:17.685	
24 - D1	OUTLAP	43.501	31.055	171.7	177.9	1:58.960	136.84	15:23:16.645	
25 - D1	33.001	41.531	29.919	172.5	233.7	1:44.451	155.85	15:25:01.096	
26 - D1	33.003	41.536	29.956	172.2	234.2	1:44.495	155.78	15:26:45.591	
27 - D1	32.745	41.337	29.981	171.1	234.2	1:44.063	156.43	15:28:29.654	
28 - D1	32.792	41.490	29.972	171.9	234.7	1:44.254	156.14	15:30:13.908	
29 - D1	32.984	41.516	29.848	172.5	235.8	1:44.348	156.00	15:31:58.256	
30 - D1	32.992	41.561	29.938	173.0	236.3	1:44.491	155.79	15:33:42.747	
31 - D1	32.760	41.440	29.887	172.8	234.7	1:44.087	156.39	15:35:26.834	
32 - D1	32.932	41.496	29.863	172.8	234.2	1:44.291	156.09	15:37:11.125	
33 - D1	32.995	42.589	IN PIT		234.2	3:09.440	85.93	15:40:20.565	
34 - D2	OUTLAP	45.012	31.118	171.4	160.0	1:57.721	138.28	15:42:18.286	
35 - D2	36.919	42.004	32.893	173.9	159.5	1:51.816	145.58	15:44:10.102	
36 - D2	32.768	42.659	IN PIT		235.2	6:11.959	43.76	15:50:22.061	
37 - D2	OUTLAP	42.612	30.814	173.0	160.7	1:55.075	141.46	15:52:17.136	
38 - D2	33.094	41.778	29.985	173.3	234.2	1:44.857	155.25	15:54:01.993	
39 - D2	32.884	41.182	29.616	174.7	235.2	1:43.682	157.01	15:55:45.675	
40 - D2	32.569	42.671	30.055	174.1	236.3	1:45.295	154.60	15:57:30.970	
41 - D2	32.684	41.076	29.757	174.1	236.3	1:43.517	157.26	15:59:14.487	
42 - D2	32.626	<b>41.052</b>	<b>29.588</b>	174.1	236.8	<b>1:43.266</b>	<b>157.64</b>	<b>16:00:57.753</b>	

Weather / Track : Cloudy / Dry

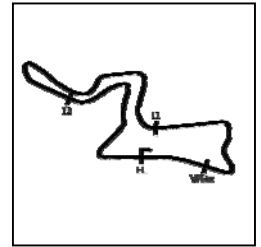
Kyalami Grand Prix Circuit

Circuit Length = 4.522 km

Start: 14:00 Flag 16:00 End: 16:02

# Kyalami 9 Hours

## PAID TEST SESSION 2 - SECTOR ANALYSIS



SECTOR 1 = FL to I1, SECTOR 2 = I1 to I2 SECTOR 3 = I2 to I3, SECTOR 4 = I3 to FL, DIFF = Difference To Personal Best Lap, P = Crossed Finish Line in Pit Lane, D = Time Disallowed

P17 34 Pro		Walkenhorst Motorsport			BMW M6 GT3					
IDEAL LAP TIME : 1:43.196		BEST LAP TIME : 1:43.315			DIFFERENCE : 0.119					
D1: Christian KROGNES		D2: Mikkel JENSEN		D3: Nicky CATSBURG						
LAP	SECTOR 1	SECTOR 2	SECTOR 3	SPEED TRAP	LAP TIME	KPH	DIFF	TIME OF DAY		
1 - D1			IN PIT					14:00:33.856		
2 - D1	OUTLAP		IN PIT	170.3	2:19.921	P		14:02:53.777		
3 - D1	OUTLAP	46.779	34.466	175.3	1:58.505		137.37	14:04:52.282		
4 - D1	32.604	41.415	29.919	175.0	236.3		1:43.938	156.62	0.623	14:06:36.220
5 - D1	32.618	41.495	29.694	174.7	237.3		1:43.807	156.82	0.492	14:08:20.027
6 - D1	32.690	41.829	31.156	175.8	236.8		1:45.675	154.04	2.360	14:10:05.702
7 - D1	<b>32.506</b>	41.536	30.074	174.4	236.3		1:44.116	156.35	0.801	14:11:49.818
8 - D1	32.698	41.563	29.733	175.0	237.3		1:43.994	156.53	0.679	14:13:33.812
9 - D1	32.795	41.725	IN PIT	236.3	4:24.524	P	61.54	2:41.209		14:17:58.336
10 - D1	OUTLAP	41.560	30.872	175.8	168.4		1:53.018	144.04	9.703	14:19:51.354
11 - D1	32.635	41.526	29.783	174.7	237.3		1:43.944	156.61	0.629	14:21:35.298
12 - D1	32.962	43.408	30.133	174.7	237.3		1:46.503	152.85	3.188	14:23:21.801
13 - D1	32.736	41.258	29.779	175.6	236.3		1:43.773	156.87	0.458	14:25:05.574
14 - D1	32.725	41.424	29.862	174.4	237.8		1:44.011	156.51	0.696	14:26:49.585
15 - D1	32.722	42.218	33.351	175.0	237.3		1:48.291	150.32	4.976	14:28:37.876
16 - D1	32.685	41.929	IN PIT	<b>238.4</b>	6:18.548	P	43.00	4:35.233		14:34:56.424
17 - D1	OUTLAP	43.600	31.252	<b>176.4</b>	202.2		1:56.448	139.79	13.133	14:36:52.872
18 - D1	32.694	44.011	IN PIT	237.3	44:26.050	P	6.10	42:42.735		15:21:18.922
19 - D1	OUTLAP	43.959	34.888	174.4	179.7		2:03.029	132.32	19.714	15:23:21.951
20 - D1	32.579	41.560	36.728	175.3	236.8		1:50.867	146.83	7.552	15:25:12.818
21 - D1	32.600	41.398	29.742	174.4	235.2		1:43.740	(3) 156.92	0.425	15:26:56.558
22 - D1	32.682	41.521	32.939	175.0	236.8		1:47.142	151.94	3.827	15:28:43.700
23 - D1	32.534	41.316	IN PIT	237.3	3:38.865	P	74.38	1:55.550		15:32:22.565
24 - D2	OUTLAP	41.279	32.880	175.0	206.5		1:52.943	144.13	9.628	15:34:15.508
25 - D2	32.636	41.306	29.752	175.6	236.8		1:43.694	(2) 156.99	0.379	15:35:59.202
26 - D2	32.687	42.104	30.878	174.7	237.3		1:45.669	154.05	2.354	15:37:44.871
27 - D2	32.625	<b>41.033</b>	<b>29.657</b>	175.6	237.3		<b>1:43.315</b>	(1) <b>157.56</b>		<b>15:39:28.186</b>
28 - D2	32.661	41.424	IN PIT	237.8	3:11.886	P	84.83	1:28.571		15:42:40.072
29 - D2	OUTLAP	44.917	31.080	171.9	193.2		1:57.699	138.31	14.384	15:44:37.771

Weather / Track : Cloudy / Dry

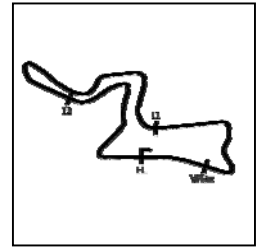
Kyalami Grand Prix Circuit

Circuit Length = 4.522 km

Start: 14:00 Flag 16:00 End: 16:02

# Kyalami 9 Hours

## PAID TEST SESSION 2 - SECTOR ANALYSIS



SECTOR 1 = FL to I1, SECTOR 2 = I1 to I2 SECTOR 3 = I2 to I3, SECTOR 4 = I3 to FL, DIFF = Difference To Personal Best Lap, P = Crossed Finish Line in Pit Lane, D = Time Disallowed

P18		6 Silver Black Falcon		Mercedes-AMG GT3					
IDEAL LAP TIME : 1:43.026		BEST LAP TIME : 1:43.400		DIFFERENCE : 0.374					
D1: Hubert HAUPT		D2: Patrick ASSENHEIMER		D3: Sergei AFANASIEV					
LAP	SECTOR 1	SECTOR 2	SECTOR 3	SPEED TRAP	LAP TIME	KPH	DIFF	TIME OF DAY	
1 - D1			IN PIT					14:01:08.575	
2 - D1	OUTLAP	44.950	31.825	171.9	194.2	1:59.632	136.07	14:03:08.207	
3 - D1	33.873	42.635	30.858	173.3	231.2	1:47.366	151.62	14:04:55.573	
4 - D1	33.408	42.212	30.208	174.4	231.7	1:45.828	153.82	14:06:41.401	
5 - D1	32.908	41.529	29.926	174.7	232.2	1:44.363	155.98	14:08:25.764	
6 - D1	32.810	41.318	29.746	174.7	233.2	1:43.874	156.72	14:10:09.638	
7 - D1	32.898	41.484	30.018	174.1	233.2	1:44.400	155.93	14:11:54.038	
8 - D1	32.713	41.408	30.077	173.9	233.2	1:44.198	156.23	14:13:38.236	
9 - D1	32.774	41.422	29.911	173.0	232.7	1:44.107	156.36	14:15:22.343	
10 - D1	32.821	41.910	IN PIT		233.7	5:15.677	P 51.56	14:20:38.020	
11 - D1	OUTLAP	43.463	30.660	172.5	193.5	1:54.813	141.78	14:22:32.833	
12 - D1	32.903	41.247	36.893	175.0	230.7	1:51.043	146.60	14:24:23.876	
13 - D1	32.595	41.293	29.686	173.3	231.7	1:43.574	(3) 157.17	14:26:07.450	
14 - D1	32.658	41.514	29.856	173.6	232.7	1:44.028	156.48	14:27:51.478	
15 - D1	32.814	41.579	30.036	174.7	232.7	1:44.429	155.88	14:29:35.907	
16 - D1	32.685	41.607	IN PIT		235.8	4:03.451	P 66.86	14:33:39.358	
17 - D2	OUTLAP	42.220	31.378	174.7	205.7	1:51.746	145.68	14:35:31.104	
18 - D2	32.797	41.704	30.854	174.1	233.7	1:45.355	154.51	14:37:16.459	
19 - D2	32.837	1:03.661	IN PIT		233.2	23:26.528	P 11.57	15:00:42.987	
20 - D2	OUTLAP	43.784	36.297	172.8	182.4	2:00.942	134.60	15:02:43.929	
21 - D2	33.009	42.087	32.007	173.0	229.7	1:47.103	151.99	15:04:31.032	
22 - D2	1:06.886	1:21.502	IN PIT		79.8	17:19.735	P 15.65	15:21:50.767	
23 - D2	OUTLAP	42.948	35.075	173.3	193.5	1:57.191	138.91	15:23:47.958	
24 - D2	33.136	41.484	33.810	174.1	230.7	1:48.430	150.13	15:25:36.388	
25 - D2	32.802	41.447	30.451	173.0	232.2	1:44.700	155.48	15:27:21.088	
26 - D2	32.654	41.162	29.648	173.9	233.2	1:43.464	(2) 157.34	15:29:04.552	
27 - D2	32.995	42.049	IN PIT		234.2	3:26.613	P 78.79	15:32:31.165	
28 - D2	OUTLAP	44.025	31.048	173.3	196.3	1:57.970	137.99	15:34:29.135	
29 - D2	32.827	40.915	29.993	174.1	231.2	1:43.735	156.93	15:36:12.870	
30 - D2	32.463	40.930	30.007	174.1	231.7	1:43.400	(1) 157.43	15:37:56.270	
31 - D2	32.971	41.993	IN PIT		232.7	2:51.568	P 94.88	15:40:47.838	
32 - D2	OUTLAP	44.670	30.711	173.0	130.9	1:57.830	138.15	15:42:45.668	
33 - D2	32.936	42.406	30.844	173.9	233.2	1:46.186	153.30	15:44:31.854	
34 - D2	32.903	42.509	31.113	171.7	233.2	1:46.525	152.82	15:46:18.379	

Weather / Track : Cloudy / Dry

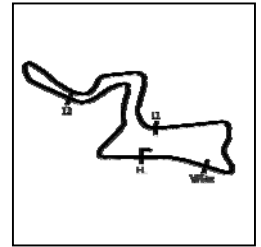
Kyalami Grand Prix Circuit

Circuit Length = 4.522 km

Start: 14:00 Flag 16:00 End: 16:02

# Kyalami 9 Hours

## PAID TEST SESSION 2 - SECTOR ANALYSIS



SECTOR 1 = FL to I1, SECTOR 2 = I1 to I2 SECTOR 3 = I2 to I3, SECTOR 4 = I3 to FL, DIFF = Difference To Personal Best Lap, P = Crossed Finish Line in Pit Lane, D = Time Disallowed

P19 43 ProAm Strakka Racing			Mercedes-AMG GT3					
IDEAL LAP TIME : 1:43.353		BEST LAP TIME : 1:43.506		DIFFERENCE : 0.153				
D1: Christina NIELSEN		D2: Adrian Henry D'SLIVA		D3: Dominik BAUMANN				
LAP	SECTOR 1	SECTOR 2	SECTOR 3	SPEED TRAP	LAP TIME	KPH	DIFF	TIME OF DAY
1 - D1			IN PIT				<b>P</b>	14:01:54.828
2 - D3	OUTLAP	48.191	35.942	172.2	162.1	2:18.732	117.34	35.226
3 - D3	33.553	44.873	30.973	173.6	230.2	1:49.399	148.80	5.893
4 - D3	32.666	41.176	31.511	<b>173.9</b>	231.7	1:45.353	154.52	1.847
5 - D3	32.578	41.157	30.182	<b>173.9</b>	231.7	1:43.917	<b>(2)</b> 156.65	0.411
6 - D3	32.969	45.467	31.589	172.2	<b>232.7</b>	1:50.025	147.95	6.519
7 - D3	32.905	41.349	<b>29.677</b>	173.6	230.7	1:43.931	<b>(3)</b> 156.63	0.425
8 - D3	32.675	41.856	30.247	173.3	231.7	1:44.778	155.36	1.272
<b>9 - D3</b>	<b>32.575</b>	<b>41.133</b>	29.798	173.0	232.2	<b>1:43.506</b>	<b>(1)</b> <b>157.27</b>	
10 - D3	<b>32.543</b>	41.201	IN PIT		232.2	7:01.369	<b>P</b> 38.63	5:17.863
11 - D2	OUTLAP	53.053	32.374	171.1	163.8	2:13.474	121.96	29.968
12 - D2	34.216	43.972	31.839	168.7	231.2	1:50.027	147.95	6.521
13 - D2	34.418	43.883	31.242	170.3	229.2	1:49.543	148.61	6.037
14 - D2	34.521	45.668	31.395	169.0	232.2	1:51.584	145.89	8.078
15 - D2	34.256	43.759	31.307	170.0	231.2	1:49.322	148.91	5.816
16 - D2	34.503	43.677	31.461	169.0	229.2	1:49.641	148.47	6.135
17 - D2	35.285	43.583	32.305	171.9	214.7	1:51.173	146.43	7.667
18 - D2	34.738	45.516	IN PIT		231.7	24:27.492	<b>P</b> 11.09	22:43.986
19 - D1	OUTLAP	48.451	32.525	169.8	186.5	2:04.195	131.07	20.689
20 - D1	34.419	44.162	32.087	169.2	229.2	1:50.668	147.09	7.162
21 - D1	34.173	49.592	IN PIT		228.8	16:21.938	<b>P</b> 16.57	14:38.432
22 - D1	OUTLAP	45.749	32.299	169.8	135.6	2:03.915	131.37	20.409
23 - D1	34.881	45.314	31.632	170.8	229.7	1:51.827	145.57	8.321
24 - D1	33.649	45.528	33.091	171.4	230.2	1:52.268	145.00	8.762
25 - D1	33.542	43.181	30.699	170.8	231.2	1:47.422	151.54	3.916
26 - D1	33.705	43.100	IN PIT		231.7	5:00.890	<b>P</b> 54.10	3:17.384
27 - D1	OUTLAP	45.143	32.506	170.3	180.6	2:03.019	132.33	19.513
28 - D1	33.993	43.166	30.597	171.9	229.7	1:47.756	151.07	4.250
29 - D1	33.131	41.878	30.054	171.4	230.7	1:45.063	154.94	1.557
30 - D1	33.190	42.095	30.329	172.2	231.2	1:45.614	154.13	2.108
31 - D1	33.166	42.686	30.652	172.2	231.2	1:46.504	152.85	2.998

Weather / Track : Cloudy / Dry

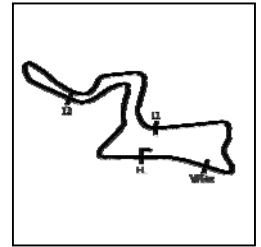
Kyalami Grand Prix Circuit

Circuit Length = 4.522 km

Start: 14:00 Flag 16:00 End: 16:02

# Kyalami 9 Hours

## PAID TEST SESSION 2 - SECTOR ANALYSIS



SECTOR 1 = FL to I1, SECTOR 2 = I1 to I2 SECTOR 3 = I2 to I3, SECTOR 4 = I3 to FL, DIFF = Difference To Personal Best Lap, P = Crossed Finish Line in Pit Lane, D = Time Disallowed

P20 29 Pro		Audi Sport Team Land			Audi R8 LMS GT3 2019				
IDEAL LAP TIME : 1:43.349		BEST LAP TIME : 1:43.530			DIFFERENCE : 0.181				
D1: Markus WINKELHOCK		D2: Christopher MIES		D3: Christopher HAASE					
LAP	SECTOR 1	SECTOR 2	SECTOR 3	SPEED TRAP	LAP TIME	KPH	DIFF	TIME OF DAY	
1 - D1			IN PIT					14:00:25.135	
2 - D3	OUTLAP	45.255	32.385	167.9	154.2	2:03.965	131.32	20.435	
3 - D3	33.639	43.314	34.261	169.8	228.3	1:51.214	146.37	7.684	
4 - D3	33.061	41.886	30.006	170.3	228.8	1:44.953	155.10	1.423	
5 - D3	36.344	41.929	31.407	170.8	223.1	1:49.680	148.42	6.150	
6 - D3	33.207	41.628	IN PIT		229.7	4:08.325	P 65.55	2:24.795	
7 - D3	OUTLAP	41.560	30.719	171.1	201.4	1:50.659	147.11	7.129	
8 - D3	32.810	41.408	29.898	169.0	230.2	1:44.116	156.35	0.586	
9 - D3	32.986	43.454	32.940	170.6	230.7	1:49.380	148.83	5.850	
10 - D3	33.097	41.578	30.111	169.5	229.7	1:44.786	155.35	1.256	
11 - D3	32.931	41.409	IN PIT		229.7	2:47.027	P 97.46	1:03.497	
12 - D3	OUTLAP	43.437	30.083	169.5	196.7	1:53.947	142.86	10.417	
13 - D3	32.890	41.461	29.746	169.2	227.8	1:44.097	156.38	0.567	
14 - D3	32.760	41.399	33.469	171.7	229.7	1:47.628	151.25	4.098	
15 - D3	32.881	41.248	29.740	170.3	230.2	1:43.869	(3) 156.72	0.339	
16 - D3	33.152	42.132	IN PIT		231.2	4:28.102	P 60.72	2:44.572	
17 - D1	OUTLAP	42.348	33.364	170.3	200.3	1:55.318	141.16	11.788	
18 - D1	32.890	41.679	30.184	170.8	229.2	1:44.753	155.40	1.223	
19 - D1	36.239	1:12.112	IN PIT		231.2	22:59.956	P 11.79	21:16.426	
20 - D1	OUTLAP	45.975	33.336	170.0	197.0	2:01.322	134.18	17.792	
21 - D1	33.049	41.949	32.557	170.3	228.3	1:47.555	151.35	4.025	
22 - D1	33.866	42.076	30.034	169.2	228.8	1:45.976	153.61	2.446	
23 - D1	32.994	1:09.835	IN PIT		228.8	15:24.484	P 17.60	13:40.954	
24 - D1	OUTLAP	49.097	41.813	167.9	165.8	2:20.433	115.92	36.903	
25 - D1	38.329	43.461	30.113	170.0	226.4	1:51.903	145.47	8.373	
26 - D1	32.933	41.470	29.945	169.2	228.3	1:44.348	156.00	0.818	
27 - D1	33.312	44.102	29.946	170.3	229.2	1:47.360	151.63	3.830	
28 - D1	33.065	42.678	IN PIT		229.2	4:02.427	P 67.15	2:18.897	
29 - D2	OUTLAP	41.910	29.912	169.8	200.7	1:50.920	146.76	7.390	
30 - D2	33.172	41.508	29.759	169.5	228.8	1:44.439	155.87	0.909	
31 - D2	33.239	41.545	29.777	170.0	229.2	1:44.561	155.69	1.031	
32 - D2	32.991	41.661	29.720	170.3	229.2	1:44.372	155.97	0.842	
33 - D2	33.010	41.444	IN PIT		230.2	4:49.344	P 56.26	3:05.814	
34 - D2	OUTLAP	49.025	IN PIT		173.6	9:58.179	P 27.21	8:14.649	
35 - D2	OUTLAP	42.251	30.026	171.1	199.6	1:51.895	145.48	8.365	
36 - D2	32.991	40.993	29.752	170.0	228.8	1:43.736	(2) 156.92	0.206	
37 - D2	32.868	41.066	29.596	170.6	230.7	1:43.530	(1) 157.24	16:00:13.694	

Weather / Track : Cloudy / Dry

Kyalami Grand Prix Circuit

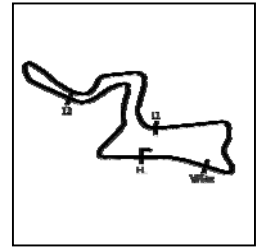
Circuit Length = 4.522 km

Start: 14:00 Flag 16:00 End: 16:02



# Kyalami 9 Hours

## PAID TEST SESSION 2 - SECTOR ANALYSIS



SECTOR 1 = FL to I1, SECTOR 2 = I1 to I2 SECTOR 3 = I2 to I3, SECTOR 4 = I3 to FL, DIFF = Difference To Personal Best Lap, P = Crossed Finish Line in Pit Lane, D = Time Disallowed

P21 188 ProAm Garage 59			Aston Martin Vantage AMR GT3						
IDEAL LAP TIME : 1:43.353		BEST LAP TIME : 1:43.642		DIFFERENCE : 0.289					
D1: Alex WEST		D2: Chris GOODWIN		D3: Côme LEDOGAR					
LAP	SECTOR 1	SECTOR 2	SECTOR 3	SPEED TRAP	LAP TIME	KPH	DIFF	TIME OF DAY	
1 - D1			IN PIT					14:00:31.013	
2 - D3	OUTLAP	45.801	38.593	172.5	2:09.288	125.91	25.646	14:02:40.301	
3 - D3	33.441	42.943	30.222	<b>175.0</b>	233.7	1:46.606	2.964	14:04:26.907	
4 - D3	32.794	41.979	30.134	<b>175.0</b>	234.7	1:44.907	1.265	14:06:11.814	
5 - D3	32.898	41.614	29.933	174.1	<b>236.3</b>	1:44.445	0.803	14:07:56.259	
6 - D3	32.748	41.710	IN PIT		<b>236.3</b>	6:31.906	<b>P</b> 41.53	4:48.264	
7 - D3	OUTLAP	42.173	30.211	173.9	204.5	1:51.280	7.638	14:16:19.445	
8 - D3	33.076	41.939	36.298	174.7	235.8	1:51.313	7.671	14:18:10.758	
9 - D3	32.988	41.760	30.186	174.1	235.8	1:44.934	1.292	14:19:55.692	
10 - D3	32.765	41.830	29.977	173.3	235.8	1:44.572	0.930	14:21:40.264	
11 - D3	33.024	42.480	IN PIT		235.8	11:48.293	<b>P</b> 22.98	10:04.651	
12 - D3	OUTLAP	42.270	30.725	173.9	198.8	1:53.854	10.212	14:35:22.411	
13 - D3	33.039	41.482	IN PIT		233.2	24:53.167	<b>P</b> 10.90	23:09.525	
14 - D2	OUTLAP	44.586	33.056	171.1	197.0	2:00.674	17.032	15:02:16.252	
15 - D2	33.204	42.328	30.495	171.4	232.2	1:46.027	2.385	15:04:02.279	
16 - D2	33.208	42.603	30.730	170.6	232.7	1:46.541	2.899	15:05:48.820	
17 - D2	33.965	1:06.127	IN PIT		233.2	15:25.955	<b>P</b> 17.58	13:42.313	
18 - D2	OUTLAP	45.580	33.178	171.9	178.2	2:04.859	21.217	15:23:19.634	
19 - D2	33.813	42.010	32.495	172.8	228.3	1:48.318	4.676	15:25:07.952	
20 - D2	33.001	41.928	30.094	173.3	232.7	1:45.023	1.381	15:26:52.975	
21 - D2	32.969	41.824	30.482	173.0	234.2	1:45.275	1.633	15:28:38.250	
22 - D2	35.168	41.887	IN PIT		210.9	3:05.165	<b>P</b> 87.91	1:21.523	
23 - D1	OUTLAP	48.719	IN PIT		198.1	3:18.459	<b>P</b> 82.02	1:34.817	
24 - D1	OUTLAP	43.321	30.822	171.9	204.5	1:56.534	12.892	15:36:58.408	
25 - D1	33.530	42.690	31.349	171.9	232.7	1:47.569	3.927	15:38:45.977	
26 - D1	33.482	42.572	30.379	172.8	234.2	1:46.433	2.791	15:40:32.410	
27 - D1	33.394	42.656	30.322	173.9	234.7	1:46.372	2.730	15:42:18.782	
28 - D1	33.272	42.287	30.317	172.8	235.2	1:45.876	2.234	15:44:04.658	
29 - D1	33.397	42.335	30.495	172.2	235.2	1:46.227	2.585	15:45:50.885	
30 - D1	33.489	46.139	IN PIT		234.2	5:43.853	<b>P</b> 47.34	4:00.211	
31 - D3	OUTLAP	43.099	30.096	173.6	192.5	1:53.693	143.18	15:53:28.431	
<b>32 - D3</b>	32.824	<b>41.125</b>	<b>29.693</b>	173.3	232.2	<b>1:43.642 (1)</b>	<b>157.07</b>	<b>15:55:12.073</b>	
33 - D3	32.776	41.728	32.837	<b>175.0</b>	234.2	1:47.341	3.699	15:56:59.414	
34 - D3	<b>32.535</b>	41.411	29.784	173.3	235.2	1:43.730	<b>(2)</b> 156.93	0.088	
35 - D3	32.637	41.323	29.930	173.6	235.2	1:43.890	<b>(3)</b> 156.69	0.248	

Weather / Track : Cloudy / Dry

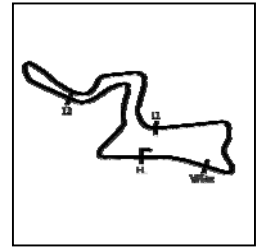
Kyalami Grand Prix Circuit

Circuit Length = 4.522 km

Start: 14:00 Flag 16:00 End: 16:02

# Kyalami 9 Hours

## PAID TEST SESSION 2 - SECTOR ANALYSIS



SECTOR 1 = FL to I1, SECTOR 2 = I1 to I2 SECTOR 3 = I2 to I3, SECTOR 4 = I3 to FL, DIFF = Difference To Personal Best Lap, P = Crossed Finish Line in Pit Lane, D = Time Disallowed

P22 9 Silver Lechner Racing			Porsche 911 GT3 R						
IDEAL LAP TIME : 1:43.548		BEST LAP TIME : 1:43.807		DIFFERENCE : 0.259					
D1: Saul HACK		D2: Lars KERN		D3: Dylan PEREIRA					
LAP	SECTOR 1	SECTOR 2	SECTOR 3	SPEED TRAP	LAP TIME	KPH	DIFF	TIME OF DAY	
1 - D1			IN PIT					14:00:40.664	
2 - D2	OUTLAP	46.800	IN PIT	183.0	3:26.415	P 78.86	1:42.608	14:04:07.079	
3 - D2	OUTLAP	43.314	31.011	171.4	204.9	1:53.420	143.53	9.613	14:06:00.499
4 - D2	33.355	42.182	30.351	172.2	230.7	1:45.888	153.73	2.081	14:07:46.387
5 - D2	33.059	42.048	30.356	172.8	232.2	1:45.463	154.35	1.656	14:09:31.850
6 - D2	32.989	41.925	30.404	170.8	231.7	1:45.318	154.57	1.511	14:11:17.168
7 - D2	33.045	42.092	30.253	171.7	231.2	1:45.390	154.46	1.583	14:13:02.558
8 - D2	33.064	42.012	30.052	171.9	232.7	1:45.128	154.85	1.321	14:14:47.686
9 - D2	33.506	42.060	IN PIT	232.2	3:15.839	P 83.12	1:32.032	14:18:03.525	
10 - D2	OUTLAP	45.167	32.559	168.7	162.6	2:02.397	133.00	18.590	14:20:05.922
11 - D2	33.940	44.322	31.302	171.4	228.3	1:49.564	148.58	5.757	14:21:55.486
12 - D2	32.993	41.745	29.964	171.1	230.7	1:44.702	155.48	0.895	14:23:40.188
13 - D2	32.846	41.786	29.945	172.2	230.7	1:44.577	155.66	0.770	14:25:24.765
14 - D2	32.900	42.124	30.070	172.2	232.2	1:45.094	154.90	1.287	14:27:09.859
15 - D2	33.329	42.577	IN PIT	232.7	5:49.877	P 46.52	4:06.070	14:32:59.736	
16 - D2	OUTLAP	42.399	30.542	170.8	204.5	1:51.209	146.38	7.402	14:34:50.945
17 - D2	33.057	42.063	30.194	172.2	230.2	1:45.314	154.57	1.507	14:36:36.259
18 - D2	32.983	41.644	32.054	79.3	231.2	1:46.681	152.59	2.874	14:38:22.940
19 - D2	1:09.595	7:31.075	IN PIT	79.8	22:10.680	P 12.23	20:26.873	15:00:33.620	
20 - D1	OUTLAP	44.803	31.476	172.8	85.6	2:02.251	133.16	18.444	15:02:35.871
21 - D1	33.441	44.112	30.606	173.0	232.2	1:48.159	150.51	4.352	15:04:24.030
22 - D1	1:07.136	1:21.269	IN PIT	79.9	17:08.099	P 15.83	15:24.292	15:21:32.129	
23 - D1	OUTLAP	47.795	34.514	171.9	134.3	2:10.250	124.98	26.443	15:23:42.379
24 - D1	33.384	44.150	32.217	173.6	230.7	1:49.751	148.32	5.944	15:25:32.130
25 - D1	33.067	42.774	30.514	174.1	233.7	1:46.355	153.06	2.548	15:27:18.485
26 - D1	33.026	42.149	30.086	174.4	233.2	1:45.261	154.65	1.454	15:29:03.746
27 - D1	33.085	43.359	30.359	174.1	<b>235.2</b>	1:46.803	152.42	2.996	15:30:50.549
28 - D1	33.063	42.038	IN PIT	233.7	3:07.006	P 87.05	1:23.199	15:33:57.555	
29 - D1	OUTLAP	49.916	32.608	171.7	168.7	2:06.649	128.53	22.842	15:36:04.204
30 - D1	34.391	44.124	30.305	174.1	229.7	1:48.820	149.59	5.013	15:37:53.024
31 - D1	33.374	42.035	30.336	<b>174.7</b>	231.7	1:45.745	153.94	1.938	15:39:38.769
32 - D1	33.225	41.641	30.098	<b>174.7</b>	232.7	1:44.964	155.09	1.157	15:41:23.733
33 - D1	33.227	42.164	30.026	<b>174.7</b>	233.2	1:45.417	154.42	1.610	15:43:09.150
34 - D1	32.997	41.902	29.965	<b>174.7</b>	233.7	1:44.864	155.24	1.057	15:44:54.014
35 - D1	33.041	44.183	IN PIT	233.2	4:11.737	P 64.66	2:27.930	15:49:05.751	
36 - D3	OUTLAP	45.186	30.608	170.6	183.9	2:02.168	133.25	18.361	15:51:07.919
37 - D3	33.255	42.153	30.293	171.7	229.7	1:45.701	154.01	1.894	15:52:53.620
38 - D3	33.392	41.768	29.991	172.5	230.2	1:45.151	154.81	1.344	15:54:38.771
39 - D3	33.074	41.595	30.005	172.8	231.7	1:44.674	155.52	0.867	15:56:23.445
40 - D3	32.921	41.324	29.845	173.6	232.7	1:44.090	<b>(3)</b> 156.39	0.283	15:58:07.535
<b>41 - D3</b>	32.711	41.404	<b>29.692</b>	174.1	233.7	<b>1:43.807</b>	<b>(1)</b> 156.82		<b>15:59:51.342</b>
42 - D3	<b>32.658</b>	<b>41.198</b>	29.967	172.2	234.2	1:43.823	<b>(2)</b> 156.79	0.016	16:01:35.165

Weather / Track : Cloudy / Dry

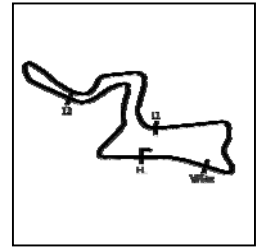
Kyalami Grand Prix Circuit

Circuit Length = 4.522 km

Start: 14:00 Flag 16:00 End: 16:02

# Kyalami 9 Hours

## PAID TEST SESSION 2 - SECTOR ANALYSIS



SECTOR 1 = FL to I1, SECTOR 2 = I1 to I2 SECTOR 3 = I2 to I3, SECTOR 4 = I3 to FL, DIFF = Difference To Personal Best Lap, P = Crossed Finish Line in Pit Lane, D = Time Disallowed

P23 22 Silver		WTM Racing powered by Rinaldi			Ferrari 488 GT3				
IDEAL LAP TIME : 1:43.727		BEST LAP TIME : 1:43.905			DIFFERENCE : 0.178				
D1: Georg WEISS		D2: Jochen KRUMBACH		D3: David PEREL					
LAP	SECTOR 1	SECTOR 2	SECTOR 3	SPEED TRAP	LAP TIME	KPH	DIFF	TIME OF DAY	
1 - D1			IN PIT					14:01:13.414	
2 - D1	OUTLAP	48.338	33.682	167.9	192.8	2:06.736	22.831	14:03:20.150	
3 - D1	35.012	45.077	31.447	170.6	228.3	1:51.536	7.631	14:05:11.686	
4 - D1	33.857	43.482	31.121	169.5	229.7	1:48.460	4.555	14:07:00.146	
5 - D1	34.052	42.863	30.821	171.4	230.2	1:47.736	3.831	14:08:47.882	
6 - D1	33.497	43.797	30.572	171.1	230.7	1:47.866	3.961	14:10:35.748	
7 - D1	33.677	42.794	30.486	170.8	229.7	1:46.957	3.052	14:12:22.705	
8 - D1	33.655	42.474	30.819	170.6	230.7	1:46.948	3.043	14:14:09.653	
9 - D1	33.619	42.794	30.593	169.8	230.7	1:47.006	3.101	14:15:56.659	
10 - D1	33.773	42.441	30.612	170.6	231.7	1:46.826	2.921	14:17:43.485	
11 - D1	33.579	42.307	30.567	169.0	230.2	1:46.453	2.548	14:19:29.938	
12 - D1	33.560	42.204	30.482	170.0	230.2	1:46.246	2.341	14:21:16.184	
13 - D1	33.519	42.242	30.368	170.3	230.7	1:46.129	2.224	14:23:02.313	
14 - D1	33.519	43.181	30.631	170.6	229.7	1:47.331	3.426	14:24:49.644	
15 - D1	34.271	42.630	31.769	170.0	231.2	1:48.670	4.765	14:26:38.314	
16 - D1	33.715	42.626	IN PIT		232.2	4:19.470	62.74	14:30:57.784	
17 - D1	OUTLAP	45.781	31.966	170.8	199.2	1:59.781	15.876	14:32:57.565	
18 - D1	33.775	42.331	30.236	170.3	229.2	1:46.342	2.437	14:34:43.907	
19 - D1	33.268	42.001	30.223	171.4	230.2	1:45.492	1.587	14:36:29.399	
20 - D1	33.241	41.977	30.126	171.1	230.7	1:45.344	1.439	14:38:14.743	
21 - D1	51.114	1:55.326	IN PIT		231.7	22:11.386	12.22	15:00:26.129	
22 - D2	OUTLAP	44.894	31.250	172.2	68.9	2:10.055	26.150	15:02:36.184	
23 - D2	33.634	42.732	30.497	172.2	231.2	1:46.863	2.958	15:04:23.047	
24 - D2	33.052	43.959	30.476	171.9	231.7	1:47.487	3.582	15:06:10.534	
25 - D2	47.027	1:19.185	IN PIT		231.7	15:10.203	17.88	15:21:20.737	
26 - D2	OUTLAP	43.790	31.687	169.8	182.4	1:58.411	14.506	15:23:19.148	
27 - D2	33.500	42.277	30.821	170.8	230.7	1:46.598	2.693	15:25:05.746	
28 - D2	33.118	42.433	30.452	171.7	231.2	1:46.003	2.098	15:26:51.749	
29 - D2	33.117	42.307	30.192	171.9	231.7	1:45.616	1.711	15:28:37.365	
30 - D2	33.267	42.389	30.086	171.4	231.7	1:45.742	1.837	15:30:23.107	
31 - D2	33.071	42.326	30.002	170.8	232.2	1:45.399	1.494	15:32:08.506	
32 - D2	33.224	42.247	29.989	171.9	232.2	1:45.460	1.555	15:33:53.966	
33 - D2	33.197	42.002	30.066	171.1	231.2	1:45.265	1.360	15:35:39.231	
34 - D2	33.123	41.719	30.010	169.8	231.2	1:44.852	0.947	15:37:24.083	
35 - D2	33.732	41.852	30.041	172.2	230.2	1:45.625	1.720	15:39:09.708	
36 - D2	32.994	41.788	30.168	172.2	232.2	1:44.950	1.045	15:40:54.658	
37 - D2	33.230	41.761	IN PIT		232.2	4:13.959	64.10	15:45:08.617	
38 - D3	OUTLAP	42.935	33.076	172.5	204.5	1:55.118	11.213	15:47:03.735	
39 - D3	34.935	44.293	30.992	173.0	204.5	1:50.220	6.315	15:48:53.955	
40 - D3	32.952	41.798	30.332	172.5	232.2	1:45.082	1.177	15:50:39.037	
41 - D3	32.888	41.673	30.046	172.2	231.7	1:44.607	0.702	15:52:23.644	
42 - D3	32.959	42.368	29.851	172.5	232.2	1:45.178	1.273	15:54:08.822	
43 - D3	<b>32.672</b>	41.444	29.976	171.7	231.7	1:44.092	0.187	15:55:52.914	
44 - D3	32.810	41.415	<b>29.803</b>	<b>173.3</b>	232.2	1:44.028	0.123	15:57:36.942	
<b>45 - D3</b>	32.702	<b>41.252</b>	29.951	173.0	233.2	<b>1:43.905</b>	<b>156.67</b>	<b>15:59:20.847</b>	
46 - D3	33.148	42.596	30.270	<b>173.3</b>	<b>233.7</b>	1:46.014	2.109	16:01:06.861	

Weather / Track : Cloudy / Dry

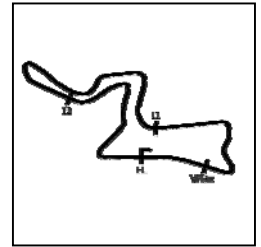
Kyalami Grand Prix Circuit

Circuit Length = 4.522 km

Start: 14:00 Flag 16:00 End: 16:02

# Kyalami 9 Hours

## PAID TEST SESSION 2 - SECTOR ANALYSIS



SECTOR 1 = FL to I1, SECTOR 2 = I1 to I2 SECTOR 3 = I2 to I3, SECTOR 4 = I3 to FL, DIFF = Difference To Personal Best Lap, P = Crossed Finish Line in Pit Lane, D = Time Disallowed

P24 36 Am Walkenhorst Motorsport		BMW M6 GT3							
IDEAL LAP TIME : 1:44.806		BEST LAP TIME : 1:45.070		DIFFERENCE : 0.264					
D1: Henry WALKENHORST		D2: Michael Von ROOYEN		D3: Gennaro BONAFEDE					
LAP	SECTOR 1	SECTOR 2	SECTOR 3	SPEED TRAP	LAP TIME	KPH	DIFF	TIME OF DAY	
1 - D1			IN PIT					14:00:27.895	
2 - D1	OUTLAP	50.885	37.885	171.9	175.6	2:15.810	119.86	14:02:43.705	
3 - D1	34.641	44.414	32.397	175.3	229.7	1:51.452	146.06	14:04:35.157	
4 - D1	33.547	42.467	31.001	173.6	237.8	1:47.015	152.12	14:06:22.172	
5 - D1	33.574	42.481	31.064	175.3	236.8	1:47.119	151.97	14:08:09.291	
6 - D1	33.616	43.201	30.994	173.0	216.4	1:47.811	150.99	14:09:57.102	
7 - D1	33.099	42.119	30.617	171.9	236.8	1:45.835	153.81	14:11:42.937	
8 - D1	33.935	42.579	30.281	173.9	234.7	1:46.795	152.43	14:13:29.732	
9 - D1	33.849	42.927	IN PIT		235.8	4:31.627	59.93	14:18:01.359	
10 - D3	OUTLAP	43.635	31.737	172.5	187.1	1:55.996	140.34	14:19:57.355	
11 - D3	33.001	42.106	30.260	173.9	235.2	1:45.367	154.49	14:21:42.722	
12 - D3	33.101	42.020	30.549	173.6	236.8	1:45.670	154.05	14:23:28.392	
13 - D3	33.027	41.997	30.354	174.7	235.8	1:45.378	154.48	14:25:13.770	
14 - D3	32.881	41.844	30.345	174.1	237.3	1:45.070	154.93	14:26:58.840	
15 - D3	32.877	41.942	IN PIT		236.3	3:25.660	79.15	14:30:24.500	
16 - D3	OUTLAP	42.076	30.487	173.9	183.6	1:51.323	146.23	14:32:15.823	
17 - D3	33.123	41.733	30.727	173.3	235.2	1:45.583	154.18	14:34:01.406	
18 - D3	32.914	42.045	30.557	174.4	235.8	1:45.516	154.28	14:35:46.922	
19 - D3	32.933	41.669	IN PIT		235.8	24:33.580	11.04	15:00:20.502	
20 - D2	OUTLAP	44.840	33.082	173.0	181.5	2:01.666	133.80	15:02:22.168	
21 - D2	34.030	42.446	30.591	174.1	234.7	1:47.067	152.04	15:04:09.235	
22 - D2	33.313	42.147	30.777	173.0	236.3	1:46.237	153.23	15:05:55.472	
23 - D2	33.175	1:09.208	IN PIT		235.8	15:27.136	17.55	15:21:22.608	
24 - D2	OUTLAP	44.258	31.646	173.6	188.4	2:00.060	135.59	15:23:22.668	
25 - D2	33.126	42.028	31.960	173.0	236.3	1:47.114	151.98	15:25:09.782	
26 - D2	33.139	42.072	30.505	173.6	235.8	1:45.716	153.98	15:26:55.498	
27 - D2	32.983	41.752	31.066	173.6	236.8	1:45.801	153.86	15:28:41.299	
28 - D2	33.030	42.095	30.600	173.6	236.3	1:45.725	153.97	15:30:27.024	
29 - D2	33.011	42.172	30.613	173.6	236.3	1:45.796	153.87	15:32:12.820	
30 - D2	35.961	42.301	30.565	173.6	236.3	1:48.827	149.58	15:34:01.647	
31 - D2	33.181	42.032	IN PIT		235.2	3:12.457	84.58	15:37:14.104	
32 - D1	OUTLAP	47.534	32.847	171.4	191.8	2:04.902	130.33	15:39:19.006	
33 - D1	33.976	45.784	32.049	172.2	234.7	1:51.809	145.59	15:41:10.815	
34 - D1	33.783	43.913	31.259	173.3	235.2	1:48.955	149.41	15:42:59.770	
35 - D1	35.042	45.434	IN PIT		225.0	3:04.271	88.34	15:46:04.041	
36 - D3	OUTLAP	43.262	31.226	173.9	204.9	1:53.580	143.32	15:47:57.621	
37 - D3	33.287	42.667	31.138	173.9	235.2	1:47.092	152.01	15:49:44.713	

Weather / Track : Cloudy / Dry

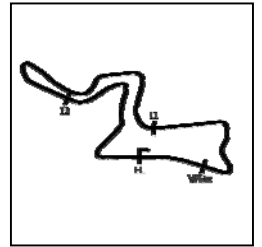
Kyalami Grand Prix Circuit

Circuit Length = 4.522 km

Start: 14:00 Flag 16:00 End: 16:02

# Kyalami 9 Hours

## PAID TEST SESSION 2 - SECTOR ANALYSIS



SECTOR 1 = FL to I1, SECTOR 2 = I1 to I2 SECTOR 3 = I2 to I3, SECTOR 4 = I3 to FL, DIFF = Difference To Personal Best Lap, P = Crossed Finish Line in Pit Lane, D = Time Disallowed

P25 40 Am		SPS Automotive Performance			Mercedes-AMG GT3				
IDEAL LAP TIME : 1:45.122		BEST LAP TIME : 1:45.197			DIFFERENCE : 0.075				
D1: Valentin PIERBURG		D2: Tim Torsten MÜLLER			D3: Miguel RAMOS				
LAP	SECTOR 1	SECTOR 2	SECTOR 3	SPEED TRAP	LAP TIME	KPH	DIFF	TIME OF DAY	
1 - D1			IN PIT					14:01:09.775	
2 - D2	OUTLAP	47.357	33.333	169.2	179.4	2:04.594	130.65	19.397	
3 - D2	34.755	44.836	31.649	171.4	227.3	1:51.240	146.34	6.043	
4 - D2	34.037	43.700	31.200	171.4	231.2	1:48.937	149.43	3.740	
5 - D2	33.553	43.392	30.862	171.9	229.7	1:47.807	151.00	2.610	
6 - D2	33.468	43.164	30.510	<b>173.6</b>	230.2	1:47.142	151.94	1.945	
7 - D2	33.883	42.938	IN PIT	230.2	3:21.214	<b>P</b>	80.90	1:36.017	
8 - D2	OUTLAP	45.593	31.918	170.8	200.0	1:58.301	137.60	13.104	
9 - D2	34.079	42.959	31.093	171.4	228.8	1:48.131	150.55	2.934	
10 - D2	33.375	43.378	30.887	171.4	229.7	1:47.640	151.23	2.443	
11 - D2	33.398	42.768	30.455	170.3	229.7	1:46.621	152.68	1.424	
12 - D2	33.514	42.577	30.467	171.9	229.7	1:46.558	152.77	1.361	
13 - D2	33.884	43.372	30.604	173.0	228.3	1:47.860	150.92	2.663	
14 - D2	33.321	43.024	30.528	171.9	230.7	1:46.873	152.32	1.676	
15 - D2	33.631	42.799	IN PIT	230.7	11:17.242	<b>P</b>	24.03	9:32.045	
16 - D1	OUTLAP	1:29.961	IN PIT	199.2	23:18.211	<b>P</b>	11.64	21:33.014	
17 - D1	OUTLAP	47.163	32.292	166.9	192.1	2:02.032	133.40	16.835	
18 - D1	33.980	44.404	31.615	169.0	226.8	1:49.999	147.99	4.802	
19 - D1	33.784	46.407	IN PIT	227.3	16:24.878	<b>P</b>	16.52	14:39.681	
20 - D1	OUTLAP	46.653	36.533	171.4	184.3	2:06.958	128.22	21.761	
21 - D1	33.959	43.896	32.321	172.5	228.8	1:50.176	147.75	4.979	
22 - D1	33.399	42.510	30.185	171.9	228.8	1:46.094	153.44	0.897	
23 - D1	33.356	42.293	30.297	172.2	231.2	1:45.946	153.65	0.749	
24 - D1	33.126	42.307	30.291	172.5	233.7	1:45.724	153.97	0.527	
25 - D1	<b>32.867</b>	42.254	30.232	172.2	231.7	1:45.353	(3) 154.52	0.156	
26 - D1	32.930	42.167	30.190	171.4	231.7	1:45.287	(2) 154.61	0.090	
27 - D1	33.446	43.108	30.294	173.3	230.2	1:46.848	152.35	1.651	
28 - D1	33.617	44.892	30.937	172.5	226.4	1:49.446	148.74	4.249	
29 - D1	33.211	43.358	IN PIT	229.7	4:35.789	<b>P</b>	59.02	2:50.592	
30 - D3	OUTLAP	47.591	33.145	128.7	179.7	2:08.723	126.46	23.526	
31 - D3	35.898	47.264	36.303	170.8	210.9	1:59.465	136.26	14.268	
32 - D3	33.346	43.966	31.497	170.8	228.3	1:48.809	149.61	3.612	
33 - D3	33.233	43.116	31.275	170.0	229.7	1:47.624	151.25	2.427	
34 - D3	33.214	46.151	32.527	171.9	231.2	1:51.892	145.49	6.695	
35 - D3	33.405	43.600	31.627	172.5	229.7	1:48.632	149.85	3.435	
36 - D3	33.407	42.789	30.373	<b>173.6</b>	229.2	1:46.569	152.75	1.372	
<b>37 - D3</b>	32.942	<b>42.116</b>	<b>30.139</b>	171.7	228.8	<b>1:45.197 (1)</b>	<b>154.74</b>	<b>15:57:19.587</b>	
38 - D3	33.112	42.642	30.420	173.3	231.7	1:46.174	153.32	0.977	
39 - D3	32.874	43.032	30.591	173.0	<b>234.2</b>	1:46.497	152.86	1.300	

Weather / Track : Cloudy / Dry

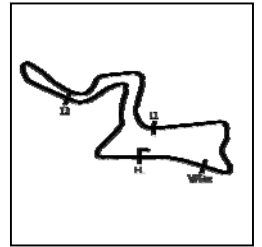
Kyalami Grand Prix Circuit

Circuit Length = 4.522 km

Start: 14:00 Flag 16:00 End: 16:02

# Kyalami 9 Hours

## PAID TEST SESSION 2 - SECTOR ANALYSIS



SECTOR 1 = FL to I1, SECTOR 2 = I1 to I2 SECTOR 3 = I2 to I3, SECTOR 4 = I3 to FL, DIFF = Difference To Personal Best Lap, P = Crossed Finish Line in Pit Lane, D = Time Disallowed

<b>P26 13 Nat</b>		<b>Stradale Motorsport</b>		<b>Lamborghini Huracan GT3 2019</b>				
IDEAL LAP TIME : 1:47.157		BEST LAP TIME : 1:47.509		DIFFERENCE : 0.352				
D1: Charl ARANGIES		D2: Craig JARVIS		D3: Dawie JOUBERT				
LAP	SECTOR 1	SECTOR 2	SECTOR 3	SPEED TRAP	LAP TIME	KPH	DIFF	TIME OF DAY
1 - D1			IN PIT					14:00:36.675
2 - D1	OUTLAP		IN PIT	188.4	8:33.314	P	6:45.805	14:09:09.989
3 - D1	OUTLAP	47.229	33.121	164.8	1:57.002		9.493	14:11:06.991
4 - D1	33.915	<b>42.743</b>	<b>31.063</b>	169.8	1:47.721	(2)	0.212	14:12:54.712
5 - D1	<b>33.351</b>	42.800	31.358	<b>170.3</b>	<b>1:47.509</b>	(1)	<b>151.42</b>	<b>14:14:42.221</b>
6 - D1	33.645	43.089	IN PIT	<b>230.7</b>	3:52.680	P	2:05.171	14:18:34.901
7 - D2	OUTLAP	49.001	34.696	165.6	2:11.649		24.140	14:20:46.550
8 - D2	36.128	47.031	34.211	165.8	1:57.370		9.861	14:22:43.920
9 - D2	35.684	46.629	33.351	167.7	1:55.664		8.155	14:24:39.584
10 - D2	37.416	46.597	35.764	165.8	1:59.777		12.268	14:26:39.361
11 - D2	35.758	45.900	33.249	167.7	1:54.907		7.398	14:28:34.268
12 - D2	35.610	47.426	33.461	166.9	1:56.497		8.988	14:30:30.765
13 - D2	35.938	45.466	33.162	167.7	1:54.566	(3)	7.057	14:32:25.331
14 - D2	35.503	45.685	34.067	165.6	1:55.255		7.746	14:34:20.586
15 - D2	35.804	47.391	33.734	167.7	1:56.929		9.420	14:36:17.515
16 - D2	35.347	45.787	34.982	166.4	1:56.116		8.607	14:38:13.631
17 - D2	51.383	1:55.432	IN PIT	229.7	21:59.689	P	20:12.180	15:00:13.320
18 - D3	OUTLAP	48.317	35.074	167.7	2:08.418		20.909	15:02:21.738
19 - D3	36.111	47.246	33.634	169.0	1:56.991		9.482	15:04:18.729

<b>P27 17 Nat</b>		<b>Pablo Clark Racing</b>		<b>Ferrari 458 Italia GT3</b>					
IDEAL LAP TIME : 1:47.771		BEST LAP TIME : 1:48.099		DIFFERENCE : 0.328					
D1: Kishoor PITAMBER		D2: Leonard Charles THOMPS		D3: Michael STEPHEN					
LAP	SECTOR 1	SECTOR 2	SECTOR 3	SPEED TRAP	LAP TIME	KPH	DIFF	TIME OF DAY	
1 - D1	OUTLAP		IN PIT					14:01:51.853	
2 - D3	OUTLAP	57.274	42.721	152.1	2:59.914		1:11.815	14:04:51.767	
3 - D3	40.488	52.328	38.136	161.6	2:10.952		22.853	14:07:02.719	
4 - D3	40.414	55.078	40.395	167.7	2:15.887		27.788	14:09:18.606	
5 - D3	38.447	53.542	37.776	169.8	2:09.765		21.666	14:11:28.371	
6 - D3	36.551	48.846	37.408	161.6	2:02.805		14.706	14:13:31.176	
7 - D3	41.914	58.714	IN PIT	171.9	4:55.901	P	3:07.802	14:18:27.077	
8 - D3	OUTLAP	52.131	36.251	164.3	2:15.009		26.910	14:20:42.086	
9 - D3	37.991	46.926	37.788	159.5	2:02.705		14.606	14:22:44.791	
10 - D3	41.690	58.116	IN PIT	176.4	3:21.673	P	1:33.574	14:26:06.464	
11 - D3	OUTLAP	46.211	33.616	169.8	2:03.404		15.305	14:28:09.868	
12 - D3	35.512	44.945	33.024	167.4	1:53.481		5.382	14:30:03.349	
13 - D3	35.473	44.720	33.124	165.6	1:53.317	(3)	5.218	14:31:56.666	
14 - D3	39.917	53.264	39.166	168.2	2:12.347		24.248	14:34:09.013	
15 - D3	34.801	43.521	31.311	170.8	1:49.633	(2)	1.534	14:35:58.646	
16 - D3	33.915	<b>43.260</b>	<b>30.924</b>	<b>171.7</b>	230.2	<b>1:48.099</b>	(1)	<b>150.59</b>	<b>14:37:46.745</b>
17 - D3	<b>33.587</b>	1:17.672	IN PIT	<b>232.2</b>	25:56.501	P	24:08.402	15:03:43.246	

Weather / Track : Cloudy / Dry

Kyalami Grand Prix Circuit

Circuit Length = 4.522 km

Start: 14:00 Flag 16:00 End: 16:02

# Kyalami 9 Hours

## PAID TEST SESSION 2 - DRIVER STATISTICS

POS	NO	CL	PIC	TEAM / DRIVERS	CAR	LAPS	RACE TIME	%	BEST	ON	KPH
1	62	Pro	1	R-Motorsport (CHE)	Aston Martin Vantage AMR GT3	42	<b>1:59:43.136</b>				
				Ricky COLLARD (GBR)		19	39:27.118	32.95	1:43.523	31	157.25
				Hugo de SADELEER (CHE)		13	25:30.982	21.31	1:44.790	15	155.35
				Marvin KIRCHHOEFER (DEU)		9	16:20.835	13.65	1:42.480	39	158.85
2	18	Pro	2	KCMG (HKG)	Nissan GT-R NISMO GT3	38	<b>2:00:27.797</b>				
				Alexandre IMPERATORI (CHE)		12	25:10.714	20.90	1:42.672	22	158.55
				Edoardo LIBERATI (ITA)		14	58:03.317	48.19	1:42.487	12	158.84
				Oliver JARVIS (GBR)		11	19:37.033	16.28	1:43.235	35	157.69
3	30	Pro	3	Honda Team Motul (ITA)	Honda NSX GT3 2019	38	<b>1:59:33.908</b>				
				Marco BONANOMI (ITA)		8	17:52.693	14.95	1:42.497	23	158.82
				Bertrand BAGUETTE (BEL)		15	47:42.695	39.90	1:42.811	15	158.34
				Dane CAMERON (USA)		14	24:22.906	20.39	1:42.665	38	158.56
4	35	Pro	4	KCMG (HKG)	Nissan GT-R NISMO GT3	35	<b>1:49:49.775</b>				
				Joao Paulo de OLIVEIRA (BRA)		16	31:06.932	28.33	1:42.566	9	158.71
				Katsumasa CHIYO (JPN)		13	35:04.478	31.94	1:43.057	29	157.96
				Joshua BURDON (AUS)		5	10:40.291	9.72	1:44.093	32	156.39
5	10	Pro	5	Mercedes-AMG Team SPS Automotive F	Mercedes-AMG GT3	39	<b>2:00:59.970</b>				
				Yelmer BUURMAN (NDL)		16	50:04.391	41.38	1:43.317	15	157.56
				Luca STOLZ (DEU)		11	22:37.453	18.70	1:42.632	26	158.61
				Maximilian GOETZ (DEU)		11	19:08.305	15.82	1:43.218	32	157.71
6	107	Pro	6	Bentley Team M-Sport (GBR)	Bentley Continental GT3	37	<b>2:00:59.385</b>				
				Jules GOUNON (FRA)		16	32:37.809	26.97	1:42.833	28	158.30
				Maxime SOULET (BEL)		12	23:02.841	19.05	1:43.393	12	157.44
				Jordan PEPPER (ZAF)		8	14:21.094	11.86	1:43.011	37	158.03
7	999	Pro	7	Mercedes-AMG Team GruppeM Racing	Mercedes-AMG GT3	17	<b>35:09.618</b>				
				Maxi BUHK (DEU)		7	13:43.109	39.02	1:43.903	7	156.67
				Maro ENGEL (DEU)		9	15:42.560	44.68	1:42.905	12	158.19
				Raffaele MARCIELLO (ITA)		0	0.000	0.00		0	
8	76	Pro	8	R-Motorsport (CHE)	Aston Martin Vantage AMR GT3	40	<b>2:00:05.244</b>				
				Maxime MARTIN (BEL)		14	27:57.918	23.29	1:42.921	9	158.17
				Enaam AHMED (GBR)		19	37:53.234	31.55	1:44.006	15	156.52
				Jake DENNIS (GBR)		6	11:41.104	9.73	1:44.071	35	156.42
9	911	Pro	9	KUS Team 75 Bernhard (DEU)	Porsche 911 GT3 R	32	<b>1:45:14.346</b>				
				Romain DUMAS (FRA)		28	52:42.715	50.09	1:42.924	26	158.16
				Dirk WERNER (DEU)		3	7:00.224	6.66	1:43.976	31	156.56
				Sven MUELLER (DEU)		0	0.000	0.00		0	
10	44	Pro	10	Mercedes-AMG Team Strakka Racing (C	Mercedes-AMG GT3	40	<b>1:59:18.696</b>				
				Gary PAFFETT (GBR)		11	19:11.185	16.08	1:43.319	38	157.56
				Lewis WILLIAMSON (GBR)		14	28:01.828	23.49	1:43.152	13	157.81
				Tristan VAUTIER (FRA)		14	28:55.216	24.24	1:42.969	26	158.09
11	12	Pro	11	Dinamic Motorsport (ITA)	Porsche 911 GT3 R	34	<b>1:59:17.968</b>				
				Laurens VANTHOOR (BEL)		13	28:53.323	24.22	1:43.328	22	157.54
				Earl BAMBER (NZL)		7	12:15.350	10.27	1:42.983	31	158.07
				Matt CAMPBELL (AUS)		13	43:33.553	36.51	1:43.255	6	157.66
12	108	Pro	12	Bentley Team M-Sport (GBR)	Bentley Continental GT3	41	<b>1:59:58.308</b>				
				Rodrigo BAPTISTA (BRA)		12	23:27.689	19.56	1:43.500	8	157.28
				Andy SOUCEK (ESP)		16	29:10.453	24.32	1:42.990	28	158.06
				Steven KANE (GBR)		12	21:23.962	17.84	1:43.252	40	157.66
13	31	Pro	13	Frikadelli Racing Team (DEU)	Porsche 911 GT3 R	38	<b>2:01:09.966</b>				
				Mathieu JAMINET (FRA)		9	37:59.503	31.36	1:43.070	15	157.94
				Dennis OLSEN (NOR)		12	25:06.069	20.72	1:43.589	4	157.15
				Nick TANDY (GBR)		16	27:52.931	23.01	1:43.197	36	157.74
14	20	Pro	14	GPX Racing (UAE)	Porsche 911 GT3 R	30	<b>1:36:43.587</b>				
				Michael CHRISTENSEN (DNK)		4	8:37.563	8.92	1:43.493	30	157.29
				Kevin ESTRE (FRA)		0	0.000	0.00		0	
				Richard LIETZ (AUT)		25	49:10.412	50.84	1:43.146	25	157.82

Kyalami Grand Prix Circuit

Circuit Length = 4.522 km

Start: 14:00 Flag 16:00 End: 16:02

Weather / Track : Cloudy / Dry

# Kyalami 9 Hours

## PAID TEST SESSION 2 - DRIVER STATISTICS

POS	NO	CL	PIC	TEAM / DRIVERS	CAR	LAPS	RACE TIME	%	BEST	ON	KPH
15	25	Pro	15	Audi Sport Team WRT (BEL)	Audi R8 LMS GT3 2019	40	<b>1:58:02.118</b>				
				Dries VANTHOOR (BEL)		16	29:45.742	25.21	1:43.432	27	157.39
				Kelvin VAN DER LINDE (ZAF)		11	19:13.844	16.29	1:43.239	40	157.68
				Frederic VERVISCH (BEL)		12	23:08.799	19.61	1:43.841	4	156.77
16	42	Pro	16	BMW Team Schnitzer (DEU)	BMW M6 GT3	42	<b>2:00:31.335</b>				
				Martin TOMCZYK (DEU)		10	19:02.558	15.80	1:44.063	27	156.43
				Sheldon VAN DER LINDE (ZAF)		9	16:01.582	13.30	1:43.266	42	157.64
				Augusto FARFUS (BRA)		22	52:30.313	43.56	1:43.613	12	157.11
17	34	Pro	17	Walkenhorst Motorsport (DEU)	BMW M6 GT3	29	<b>1:44:03.915</b>				
				Christian KROGNES (NOR)		22	41:16.476	39.66	1:43.740	21	156.92
				Mikkel JENSEN (DNK)		6	12:15.422	11.78	1:43.315	27	157.56
				Nicky CATSBURG (NDL)		0	0.000	0.00		0	
18	6	Silver	1	Black Falcon (DEU)	Mercedes-AMG GT3	34	<b>1:45:09.804</b>				
				Hubert HAUPT (DEU)		15	28:52.222	27.45	1:43.574	13	157.17
				Patrick ASSENHEIMER (DEU)		18	37:40.665	35.83	1:43.400	30	157.43
				Sergei AFANASIEV (RUS)		0	0.000	0.00		0	
19	43	ProAm	1	Strakka Racing (GBR)	Mercedes-AMG GT3	31	<b>1:41:24.345</b>				
				Christina NIELSEN (DNK)		13	26:02.631	25.68	1:45.063	29	154.94
				Adrian Henry D'SLIVA (MYS)		8	37:42.266	37.18	1:49.322	15	148.91
				Dominik BAUMANN (AUT)		9	21:42.598	21.41	1:43.506	9	157.27
20	29	Pro	18	Audi Sport Team Land (DEU)	Audi R8 LMS GT3 2019	37	<b>1:59:48.559</b>				
				Markus WINKELHOCK (DEU)		12	25:50.373	21.57	1:44.348	26	156.00
				Christopher MIES (DEU)		9	15:52.431	13.25	1:43.530	37	157.24
				Christopher HAASE (DEU)		15	29:27.995	24.59	1:43.869	15	156.72
21	188	ProAm	2	Garage 59 (GBR)	Aston Martin Vantage AMR GT3	35	<b>1:59:56.021</b>				
				Alex WEST (SWE)		8	18:25.015	15.36	1:45.876	28	153.75
				Chris GOODWIN (GBR)		9	18:20.376	15.29	1:45.023	20	155.00
				Côme LEDOGAR (FRA)		17	53:27.680	44.58	1:43.642	32	157.07
22	9	Silver	2	Lechner Racing (AUT)	Porsche 911 GT3 R	42	<b>2:00:54.501</b>				
				Saul HACK (ZAF)		16	35:00.785	28.96	1:44.864	34	155.24
				Lars KERN (DEU)		18	52:33.790	43.47	1:44.577	13	155.66
				Dylan PEREIRA (LUX)		7	12:27.728	10.31	1:43.807	41	156.82
23	22	Silver	3	WTM Racing powered by Rinaldi (DEU)	Ferrari 488 GT3	46	<b>1:59:53.447</b>				
				Georg WEISS (DEU)		20	56:32.454	47.16	1:45.344	20	154.53
				Jochen KRUMBACH (DEU)		16	32:19.783	26.97	1:44.852	34	155.25
				David PEREL (ZAF)		9	15:56.644	13.30	1:43.905	45	156.67
24	36	Am	1	Walkenhorst Motorsport (DEU)	BMW M6 GT3	37	<b>1:49:16.818</b>				
				Henry WALKENHORST (DEU)		12	26:24.935	24.17	1:45.835	7	153.81
				Michael Von ROOYEN (ZAF)		12	23:50.357	21.81	1:45.716	26	153.98
				Gennaro BONAFEDE (ZAF)		12	45:45.491	41.87	1:45.070	14	154.93
25	40	Am	2	SPS Automotive Performance (DEU)	Mercedes-AMG GT3	39	<b>1:59:42.483</b>				
				Valentin PIERBURG (DEU)		14	29:38.721	24.76	1:45.287	26	154.61
				Tim Torsten MÜLLER (DEU)		14	34:58.088	29.21	1:46.558	12	152.77
				Miguel RAMOS (PRT)		10	18:28.005	15.43	1:45.197	37	154.74
26	13	Nat	1	Stradale Motorsport (ZAF)	Lamborghini Huracan GT3 2019	19	<b>1:03:42.054</b>				
				Charl ARANGIES (ZAF)		5	11:22.782	17.86	1:47.509	5	151.42
				Craig JARVIS (ZAF)		11	41:38.424	65.37	1:54.566	13	142.09
				Dawie JOUBERT (ZAF)		2	4:03.799	6.38	1:56.991	19	139.14
27	17	Nat	2	Pablo Clark Racing (ZAF)	Ferrari 458 Italia GT3	17	<b>1:01:51.393</b>				
				Kishoor PITAMBER (ZAF)		0	2:34.776	4.17		0	
				Leonard Charles THOMPSON (ZAF)		0	0.000	0.00		0	
				Michael STEPHEN (ZAF)		16	57:51.623	93.54	1:48.099	16	150.59

Kyalami Grand Prix Circuit

Circuit Length = 4.522 km

Start: 14:00 Flag 16:00 End: 16:02

Weather / Track : Cloudy / Dry



# Kyalami 9 Hours

## PAID TEST SESSION 2 - PIT STOP ANALYSIS

<b>P1</b>	<b>62 Pro</b>	<b>R-Motorsport</b>	<b>Aston Martin Vantage AMR GT3</b>
D1: Ricky COLLARD		Total Stint: 19 Laps - 39:27.118 (32.95%)	Best Lap: 1:43.523 On Lap 31 @ 157.25 kph
D2: Hugo de SADELEER		Total Stint: 13 Laps - 25:30.982 (21.31%)	Best Lap: 1:44.790 On Lap 15 @ 155.35 kph
D3: Marvin KIRCHHOEFER		Total Stint: 9 Laps - 16:20.835 (13.65%)	Best Lap: 1:42.480 On Lap 39 @ 158.85 kph

STOP	IN TIME	DRIVER IN	STINT TIME	STOP TIME	TOTAL STOP TIME	OUT TIME	DRIVER OUT
1 -	14:04:29.372	Ricky COLLARD	3:39.768	2:52.813	2:52.813	14:07:22.185	Hugo de SADELEER
2 -	14:21:31.052	Hugo de SADELEER	14:08.867	51.280	3:44.093	14:22:22.332	Hugo de SADELEER
3 -	14:31:09.695	Hugo de SADELEER	8:47.363	2:34.752	6:18.845	14:33:44.447	Ricky COLLARD
4 -	14:39:56.137	Ricky COLLARD	6:11.690	22:04.352	28:23.197	15:02:00.489	Ricky COLLARD
5 -	15:08:06.080	Ricky COLLARD	6:05.591	13:23.369	41:46.566	15:21:29.449	Ricky COLLARD
6 -	15:30:23.004	Ricky COLLARD	8:53.555	1:03.993	42:50.559	15:31:26.997	Ricky COLLARD
7 -	15:41:58.549	Ricky COLLARD	10:31.552	1:12.149	44:02.708	15:43:10.698	Marvin KIRCHHOEFER
8 -	15:48:23.814	Marvin KIRCHHOEFER	5:13.116	1:01.207	45:03.915	15:49:25.021	Marvin KIRCHHOEFER
-	Finish	Marvin KIRCHHOEFER	11:07.719				

<b>P2</b>	<b>18 Pro</b>	<b>KCMG</b>	<b>Nissan GT-R NISMO GT3</b>
D1: Alexandre IMPERATORI		Total Stint: 12 Laps - 25:10.714 (20.9%)	Best Lap: 1:42.672 On Lap 22 @ 158.55 kph
D2: Edoardo LIBERATI		Total Stint: 14 Laps - 58:03.317 (48.19%)	Best Lap: 1:42.487 On Lap 12 @ 158.84 kph
D3: Oliver JARVIS		Total Stint: 11 Laps - 19:37.033 (16.28%)	Best Lap: 1:43.235 On Lap 35 @ 157.69 kph

STOP	IN TIME	DRIVER IN	STINT TIME	STOP TIME	TOTAL STOP TIME	OUT TIME	DRIVER OUT
1 -	14:14:53.167	Edoardo LIBERATI	14:30.679	1:47.528	1:47.528	14:16:40.695	Edoardo LIBERATI
2 -	14:27:33.393	Edoardo LIBERATI	10:52.698	32:39.940	34:27.468	15:00:13.333	Alexandre IMPERATORI
3 -	15:08:02.569	Alexandre IMPERATORI	7:49.236	13:11.875	47:39.343	15:21:14.444	Alexandre IMPERATORI
4 -	15:35:28.549	Alexandre IMPERATORI	14:14.105	3:07.373	50:46.716	15:38:35.922	Oliver JARVIS
5 -	15:45:39.760	Oliver JARVIS	7:03.838	2:37.330	53:24.046	15:48:17.090	Oliver JARVIS
-	Finish	Oliver JARVIS	12:33.195				

<b>P3</b>	<b>30 Pro</b>	<b>Honda Team Motul</b>	<b>Honda NSX GT3 2019</b>
D1: Marco BONANOMI		Total Stint: 8 Laps - 17:52.693 (14.95%)	Best Lap: 1:42.497 On Lap 23 @ 158.82 kph
D2: Bertrand BAGUETTE		Total Stint: 15 Laps - 47:42.695 (39.9%)	Best Lap: 1:42.811 On Lap 15 @ 158.34 kph
D3: Dane CAMERON		Total Stint: 14 Laps - 24:22.906 (20.39%)	Best Lap: 1:42.665 On Lap 38 @ 158.56 kph

STOP	IN TIME	DRIVER IN	STINT TIME	STOP TIME	TOTAL STOP TIME	OUT TIME	DRIVER OUT
1 -	14:12:05.907	Bertrand BAGUETTE	10:27.574	5:50.039	5:50.039	14:17:55.946	Bertrand BAGUETTE
2 -	14:26:29.294	Bertrand BAGUETTE	8:33.348	5:21.284	11:11.323	14:31:50.578	Bertrand BAGUETTE
3 -	14:39:53.013	Bertrand BAGUETTE	8:02.435	20:39.338	31:50.661	15:00:32.351	Marco BONANOMI
4 -	15:08:57.949	Marco BONANOMI	8:25.598	13:35.924	45:26.585	15:22:33.873	Marco BONANOMI
5 -	15:29:29.363	Marco BONANOMI	6:55.490	2:31.605	47:58.190	15:32:00.968	Dane CAMERON
6 -	15:44:04.253	Dane CAMERON	12:03.285	1:12.586	49:10.776	15:45:16.839	Dane CAMERON
7 -	15:52:23.313	Dane CAMERON	7:06.474	3:35.781	52:46.557	15:55:59.094	Dane CAMERON
-	Finish	Dane CAMERON	5:13.147				

<b>P4</b>	<b>35 Pro</b>	<b>KCMG</b>	<b>Nissan GT-R NISMO GT3</b>
D1: Joao Paulo de OLIVEIRA		Total Stint: 16 Laps - 31:06.932 (28.33%)	Best Lap: 1:42.566 On Lap 9 @ 158.71 kph
D2: Katsumasa CHIYO		Total Stint: 13 Laps - 35:04.478 (31.94%)	Best Lap: 1:43.057 On Lap 29 @ 157.96 kph
D3: Joshua BURDON		Total Stint: 5 Laps - 10:40.291 (9.72%)	Best Lap: 1:44.093 On Lap 32 @ 156.39 kph

STOP	IN TIME	DRIVER IN	STINT TIME	STOP TIME	TOTAL STOP TIME	OUT TIME	DRIVER OUT
1 -	14:09:16.220	Joao Paulo de OLIVEIRA	8:55.322	2:20.015	2:20.015	14:11:36.235	Joao Paulo de OLIVEIRA
2 -	14:23:54.157	Joao Paulo de OLIVEIRA	12:17.922	4:30.603	6:50.618	14:28:24.760	Joao Paulo de OLIVEIRA
3 -	14:35:25.443	Joao Paulo de OLIVEIRA	7:00.683	2:53.005	9:43.623	14:38:18.448	Katsumasa CHIYO
4 -	14:47:42.474	Katsumasa CHIYO	9:24.026	12:28.943	22:12.566	15:00:11.417	Katsumasa CHIYO
5 -	15:07:52.317	Katsumasa CHIYO	7:40.900	13:20.964	35:33.530	15:21:13.281	Katsumasa CHIYO
6 -	15:35:25.095	Katsumasa CHIYO	14:11.814	3:47.738	39:21.268	15:39:12.833	Joshua BURDON
7 -	15:44:29.766	Joshua BURDON	5:16.933	1:57.809	41:19.077	15:46:27.575	Joshua BURDON
8 -	15:51:50.933	Joshua BURDON					

<b>P5</b>	<b>10 Pro</b>	<b>Mercedes-AMG Team SPS Automotive F</b>	<b>Mercedes-AMG GT3</b>
D1: Yelmer BUURMAN		Total Stint: 16 Laps - 50:04.391 (41.38%)	Best Lap: 1:43.317 On Lap 15 @ 157.56 kph
D2: Luca STOLZ		Total Stint: 11 Laps - 22:37.453 (18.7%)	Best Lap: 1:42.632 On Lap 26 @ 158.61 kph
D3: Maximilian GOETZ		Total Stint: 11 Laps - 19:08.305 (15.82%)	Best Lap: 1:43.218 On Lap 32 @ 157.71 kph

STOP	IN TIME	DRIVER IN	STINT TIME	STOP TIME	TOTAL STOP TIME	OUT TIME	DRIVER OUT
1 -	14:17:41.241	Yelmer BUURMAN	17:09.278	9:53.053	9:53.053	14:27:34.294	Yelmer BUURMAN
2 -	14:47:46.649	Yelmer BUURMAN	20:12.355	12:42.758	22:35.811	15:00:29.407	Luca STOLZ
3 -	15:08:56.558	Luca STOLZ	8:27.151	12:31.981	35:07.792	15:21:28.539	Luca STOLZ

Weather / Track : Cloudy / Dry

Kyalami Grand Prix Circuit

Circuit Length = 4.522 km

Start: 14:00 Flag 16:00 End: 16:02

# Kyalami 9 Hours

## PAID TEST SESSION 2 - PIT STOP ANALYSIS

4 -	15:33:54.874	Luca STOLZ	12:26.335	1:43.967	36:51.759	15:35:38.841	Maximilian GOETZ
5 -	15:46:03.418	Maximilian GOETZ	10:24.577	4:17.191	41:08.950	15:50:20.609	Maximilian GOETZ
6 -	15:55:32.218	Maximilian GOETZ	5:11.609	2:27.596	43:36.546	15:57:59.814	Maximilian GOETZ
-	Finish	Maximilian GOETZ	3:32.119				

<b>P6</b>	<b>107 Pro</b>	<b>Bentley Team M-Sport</b>	<b>Bentley Continental GT3</b>				
D1: Jules GOUNON	Total Stint: 16 Laps - 32:37.809 (26.97%)		Best Lap: 1:42.833 On Lap 28 @ 158.30 kph				
D2: Maxime SOULET	Total Stint: 12 Laps - 23:02.841 (19.05%)		Best Lap: 1:43.393 On Lap 12 @ 157.44 kph				
D3: Jordan PEPPER	Total Stint: 8 Laps - 14:21.094 (11.86%)		Best Lap: 1:43.011 On Lap 37 @ 158.03 kph				

STOP	IN TIME	DRIVER IN	STINT TIME	STOP TIME	TOTAL STOP TIME	OUT TIME	DRIVER OUT
1 -	14:11:14.047	Maxime SOULET	10:44.245	1:13.258	1:13.258	14:12:27.305	Maxime SOULET
2 -	14:22:59.181	Maxime SOULET	10:31.876	1:46.720	2:59.978	14:24:45.901	Jules GOUNON
3 -	14:33:32.378	Jules GOUNON	8:46.477	26:52.886	29:52.864	15:00:25.264	Jules GOUNON
4 -	15:08:25.525	Jules GOUNON	8:00.261	13:06.075	42:58.939	15:21:31.600	Jules GOUNON
5 -	15:34:23.844	Jules GOUNON	12:52.244	2:58.827	45:57.766	15:37:22.671	Jordan PEPPER
6 -	15:46:19.925	Jordan PEPPER	8:57.254	9:45.422	55:43.188	15:56:05.347	Jordan PEPPER
-	Finish	Jordan PEPPER	5:23.840				

<b>P7</b>	<b>999 Pro</b>	<b>Mercedes-AMG Team GruppeM Racing</b>	<b>Mercedes-AMG GT3</b>				
D1: Maxi BUHK	Total Stint: 7 Laps - 13:43.109 (39.02%)		Best Lap: 1:43.903 On Lap 7 @ 156.67 kph				
D2: Maro ENGEL	Total Stint: 9 Laps - 15:42.560 (44.68%)		Best Lap: 1:42.905 On Lap 12 @ 158.19 kph				
D3: Raffaele MARCIELLO	Total Stint: 0 Laps						

STOP	IN TIME	DRIVER IN	STINT TIME	STOP TIME	TOTAL STOP TIME	OUT TIME	DRIVER OUT
1 -	14:14:31.404	Maxi BUHK	12:26.913	1:16.196	1:16.196	14:15:47.600	Maro ENGEL
2 -	14:17:30.438	Maro ENGEL	1:42.838	1:00.365	2:16.561	14:18:30.803	Maro ENGEL
3 -	14:28:51.673	Maro ENGEL	10:20.870	4:43.584	7:00.145	14:33:35.257	Maro ENGEL
-	Finish	Maro ENGEL	3:38.852				

<b>P8</b>	<b>76 Pro</b>	<b>R-Motorsport</b>	<b>Aston Martin Vantage AMR GT3</b>				
D1: Maxime MARTIN	Total Stint: 14 Laps - 27:57.918 (23.29%)		Best Lap: 1:42.921 On Lap 9 @ 158.17 kph				
D2: Enaam AHMED	Total Stint: 19 Laps - 37:53.234 (31.55%)		Best Lap: 1:44.006 On Lap 15 @ 156.52 kph				
D3: Jake DENNIS	Total Stint: 6 Laps - 11:41.104 (9.73%)		Best Lap: 1:44.071 On Lap 35 @ 156.42 kph				

STOP	IN TIME	DRIVER IN	STINT TIME	STOP TIME	TOTAL STOP TIME	OUT TIME	DRIVER OUT
1 -	14:11:29.405	Maxime MARTIN	10:43.381	4:11.214	4:11.214	14:15:40.619	Maxime MARTIN
2 -	14:22:37.241	Maxime MARTIN	6:56.622	3:15.438	7:26.652	14:25:52.679	Enaam AHMED
3 -	14:36:48.280	Enaam AHMED	10:55.601	50.662	8:17.314	14:37:38.942	Enaam AHMED
4 -	14:40:44.668	Enaam AHMED	3:05.726	21:51.766	30:09.080	15:02:36.434	Enaam AHMED
5 -	15:06:24.264	Enaam AHMED	3:47.830	15:39.346	45:48.426	15:22:03.610	Enaam AHMED
6 -	15:39:48.236	Enaam AHMED	17:44.626	2:19.451	48:07.877	15:42:07.687	Jake DENNIS
7 -	15:52:45.281	Jake DENNIS	10:37.594	1:03.510	49:11.387	15:53:48.791	Maxime MARTIN
-	Finish	Maxime MARTIN	7:02.477				

<b>P9</b>	<b>911 Pro</b>	<b>KUS Team 75 Bernhard</b>	<b>Porsche 911 GT3 R</b>				
D1: Romain DUMAS	Total Stint: 28 Laps - 52:42.715 (50.09%)		Best Lap: 1:42.924 On Lap 26 @ 158.16 kph				
D2: Dirk WERNER	Total Stint: 3 Laps - 7:00.224 (6.66%)		Best Lap: 1:43.976 On Lap 31 @ 156.56 kph				
D3: Sven MUELLER	Total Stint: 0 Laps						

STOP	IN TIME	DRIVER IN	STINT TIME	STOP TIME	TOTAL STOP TIME	OUT TIME	DRIVER OUT
1 -	14:16:24.308	Romain DUMAS	16:07.200	5:10.324	5:10.324	14:21:34.632	Romain DUMAS
2 -	14:33:46.989	Romain DUMAS	12:12.357	27:29.237	32:39.561	15:01:16.226	Romain DUMAS
3 -	15:06:34.387	Romain DUMAS	5:18.161	14:34.486	47:14.047	15:21:08.873	Romain DUMAS
4 -	15:36:55.280	Romain DUMAS	15:46.407	3:18.590	50:32.637	15:40:13.870	Dirk WERNER
5 -	15:47:14.094	Dirk WERNER					

<b>P10</b>	<b>44 Pro</b>	<b>Mercedes-AMG Team Strakka Racing</b>	<b>Mercedes-AMG GT3</b>				
D1: Gary PAFFETT	Total Stint: 11 Laps - 19:11.185 (16.08%)		Best Lap: 1:43.319 On Lap 38 @ 157.56 kph				
D2: Lewis WILLIAMSON	Total Stint: 14 Laps - 28:01.828 (23.49%)		Best Lap: 1:43.152 On Lap 13 @ 157.81 kph				
D3: Tristan VAUTIER	Total Stint: 14 Laps - 28:55.216 (24.24%)		Best Lap: 1:42.969 On Lap 26 @ 158.09 kph				

STOP	IN TIME	DRIVER IN	STINT TIME	STOP TIME	TOTAL STOP TIME	OUT TIME	DRIVER OUT
1 -	14:25:25.855	Lewis WILLIAMSON	24:25.363	3:36.465	3:36.465	14:29:02.320	Tristan VAUTIER
2 -	14:40:56.731	Tristan VAUTIER	11:54.411	24:21.137	27:57.602	15:05:17.868	Tristan VAUTIER
3 -	15:07:31.234	Tristan VAUTIER	2:13.366	14:57.596	42:55.198	15:22:28.830	Tristan VAUTIER
4 -	15:34:32.665	Tristan VAUTIER	12:03.835	2:43.604	45:38.802	15:37:16.269	Gary PAFFETT

Weather / Track : Cloudy / Dry

Kyalami Grand Prix Circuit

Circuit Length = 4.522 km

Start: 14:00 Flag 16:00 End: 16:02

# Kyalami 9 Hours

## PAID TEST SESSION 2 - PIT STOP ANALYSIS

5- 15:45:57.917 Gary PAFFETT 8:41.648 3:51.734 49:30.536 15:49:49.651 Gary PAFFETT  
 - Finish Gary PAFFETT 10:29.537

STOP	IN TIME	DRIVER IN	STINT TIME	STOP TIME	TOTAL STOP TIME	OUT TIME	DRIVER OUT
1 -	14:15:20.968	Matt CAMPBELL	14:04.689	5:48.512	5:48.512	14:21:09.480	Matt CAMPBELL
2 -	14:23:03.644	Matt CAMPBELL	1:54.164	9:30.680	15:19.192	14:32:34.324	Matt CAMPBELL
3 -	14:40:45.415	Matt CAMPBELL	8:11.091	19:23.609	34:42.801	15:00:09.024	Laurens VANTHOOR
4 -	15:08:00.990	Laurens VANTHOOR	7:51.966	13:08.825	47:51.626	15:21:09.815	Laurens VANTHOOR
5 -	15:29:45.232	Laurens VANTHOOR	8:35.417	6:07.725	53:59.351	15:35:52.957	Laurens VANTHOOR
6 -	15:42:45.505	Laurens VANTHOOR	6:52.548	5:33.392	59:32.743	15:48:18.897	Earl BAMBER
-	Finish	Earl BAMBER	12:15.350				

STOP	IN TIME	DRIVER IN	STINT TIME	STOP TIME	TOTAL STOP TIME	OUT TIME	DRIVER OUT
1 -	14:21:45.811	Rodrigo BAPTISTA	21:22.123	2:05.566	2:05.566	14:23:51.377	Andy SOUCEK
2 -	14:36:08.854	Andy SOUCEK	12:17.477	25:14.450	27:20.016	15:01:23.304	Andy SOUCEK
3 -	15:06:44.381	Andy SOUCEK	5:21.077	16:14.590	43:34.606	15:22:58.971	Andy SOUCEK
4 -	15:33:19.065	Andy SOUCEK	10:20.094	1:11.805	44:46.411	15:34:30.870	Steven KANE
5 -	15:41:34.362	Steven KANE	7:03.492	2:24.605	47:11.016	15:43:58.967	Steven KANE
6 -	15:47:38.217	Steven KANE	3:39.250	2:02.559	49:13.575	15:49:40.776	Steven KANE
-	Finish	Steven KANE	10:41.220				

STOP	IN TIME	DRIVER IN	STINT TIME	STOP TIME	TOTAL STOP TIME	OUT TIME	DRIVER OUT
1 -	14:12:33.082	Dennis OLSEN	12:14.867	4:22.727	4:22.727	14:16:55.809	Dennis OLSEN
2 -	14:25:35.331	Dennis OLSEN	8:39.522	4:11.680	8:34.407	14:29:47.011	Mathieu JAMINET
3 -	14:38:31.083	Mathieu JAMINET	8:44.072	21:38.773	30:13.180	15:00:09.856	Mathieu JAMINET
4 -	15:07:36.598	Mathieu JAMINET	7:26.742	21:48.689	52:01.869	15:29:25.287	Nick TANDY
5 -	15:41:32.946	Nick TANDY	12:07.659	4:09.963	56:11.832	15:45:42.909	Nick TANDY
-	Finish	Nick TANDY	15:45.272				

STOP	IN TIME	DRIVER IN	STINT TIME	STOP TIME	TOTAL STOP TIME	OUT TIME	DRIVER OUT
1 -	14:19:18.352	Richard LIETZ	19:02.001	8:04.983	8:04.983	14:27:23.335	Richard LIETZ
2 -	14:41:04.599	Richard LIETZ	13:41.264	19:02.965	27:07.948	15:00:07.564	Richard LIETZ
3 -	15:07:47.418	Richard LIETZ	7:39.854	13:24.461	40:32.409	15:21:11.879	Richard LIETZ
4 -	15:28:10.279	Richard LIETZ	6:58.400	1:48.893	42:21.302	15:29:59.172	Michael CHRISTENSEN
5 -	15:38:36.735	Michael CHRISTENSEN					

STOP	IN TIME	DRIVER IN	STINT TIME	STOP TIME	TOTAL STOP TIME	OUT TIME	DRIVER OUT
1 -	14:14:15.782	Frederic VERVISCH	12:17.034	2:37.039	2:37.039	14:16:52.821	Frederic VERVISCH
2 -	14:25:31.932	Frederic VERVISCH	8:39.111	2:12.654	4:49.693	14:27:44.586	Dries VANTHOOR
3 -	14:38:09.075	Dries VANTHOOR	10:24.489	22:58.920	27:48.613	15:01:07.995	Dries VANTHOOR
4 -	15:06:32.617	Dries VANTHOOR	5:24.622	18:07.831	45:56.444	15:24:40.448	Dries VANTHOOR
5 -	15:36:44.398	Dries VANTHOOR	12:03.950	1:52.681	47:49.125	15:38:37.079	Kelvin VAN DER LINDE

Weather / Track : Cloudy / Dry

Kyalami Grand Prix Circuit  
 Circuit Length = 4.522 km  
 Start: 14:00 Flag 16:00 End: 16:02

# Kyalami 9 Hours

## PAID TEST SESSION 2 - PIT STOP ANALYSIS

6 - 15:45:37.250 Kelvin VAN DER LINDE 7:00.171 2:09.943 49:59.068 15:47:47.193 Kelvin VAN DER LINDE  
 - Finish Kelvin VAN DER LINDE 12:13.673

<b>P16 42 Pro</b>		<b>BMW Team Schnitzer</b>		<b>BMW M6 GT3</b>			
D1: Martin TOMCZYK		Total Stint: 10 Laps - 19:02.558 (15.8%)		Best Lap: 1:44.063 On Lap 27 @ 156.43 kph			
D2: Sheldon VAN DER LINDE		Total Stint: 9 Laps - 16:01.582 (13.3%)		Best Lap: 1:43.266 On Lap 42 @ 157.64 kph			
D3: Augusto FARFUS		Total Stint: 22 Laps - 52:30.313 (43.56%)		Best Lap: 1:43.613 On Lap 12 @ 157.11 kph			
STOP	IN TIME	DRIVER IN	STINT TIME	STOP TIME	TOTAL STOP TIME	OUT TIME	DRIVER OUT
1 -	14:11:05.600	Augusto FARFUS	10:39.182	1:39.266	1:39.266	14:12:44.866	Augusto FARFUS
2 -	14:23:11.386	Augusto FARFUS	10:26.520	4:02.628	5:41.894	14:27:14.014	Augusto FARFUS
3 -	14:37:39.853	Augusto FARFUS	10:25.839	22:40.998	28:22.892	15:00:20.851	Augusto FARFUS
4 -	15:08:17.232	Augusto FARFUS	7:56.381	13:02.391	41:25.283	15:21:19.623	Martin TOMCZYK
5 -	15:38:49.280	Martin TOMCZYK	17:29.657	1:32.901	42:58.184	15:40:22.181	Sheldon VAN DER LINDE
6 -	15:45:49.674	Sheldon VAN DER LINDE	5:27.493	4:33.990	47:32.174	15:50:23.664	Sheldon VAN DER LINDE
-	Finish	Sheldon VAN DER LINDE	10:34.089				

<b>P17 34 Pro</b>		<b>Walkenhorst Motorsport</b>		<b>BMW M6 GT3</b>			
D1: Christian KROGNES		Total Stint: 22 Laps - 41:16.476 (39.66%)		Best Lap: 1:43.740 On Lap 21 @ 156.92 kph			
D2: Mikkel JENSEN		Total Stint: 6 Laps - 12:15.422 (11.78%)		Best Lap: 1:43.315 On Lap 27 @ 157.56 kph			
D3: Nicky CATSBURG		Total Stint: 0 Laps					
STOP	IN TIME	DRIVER IN	STINT TIME	STOP TIME	TOTAL STOP TIME	OUT TIME	DRIVER OUT
1 -	14:02:32.742	Christian KROGNES	1:58.886	22.645	22.645	14:02:55.387	Christian KROGNES
2 -	14:15:12.051	Christian KROGNES	12:16.664	2:47.889	3:10.534	14:17:59.940	Christian KROGNES
3 -	14:30:14.649	Christian KROGNES	12:14.709	4:43.387	7:53.921	14:34:58.036	Christian KROGNES
4 -	14:38:40.773	Christian KROGNES	3:42.737	42:39.920	50:33.841	15:21:20.693	Christian KROGNES
5 -	15:30:18.903	Christian KROGNES	8:58.210	2:05.270	52:39.111	15:32:24.173	Mikkel JENSEN
6 -	15:41:04.479	Mikkel JENSEN	8:40.306	1:37.206	54:16.317	15:42:41.685	Mikkel JENSEN
7 -	15:46:16.801	Mikkel JENSEN					

<b>P18 6 Silver</b>		<b>Black Falcon</b>		<b>Mercedes-AMG GT3</b>			
D1: Hubert HAUPT		Total Stint: 15 Laps - 28:52.222 (27.45%)		Best Lap: 1:43.574 On Lap 13 @ 157.17 kph			
D2: Patrick ASSENHEIMER		Total Stint: 18 Laps - 37:40.665 (35.83%)		Best Lap: 1:43.400 On Lap 30 @ 157.43 kph			
D3: Sergei AFANASIEV		Total Stint: 0 Laps					
STOP	IN TIME	DRIVER IN	STINT TIME	STOP TIME	TOTAL STOP TIME	OUT TIME	DRIVER OUT
1 -	14:16:59.462	Hubert HAUPT	15:50.887	3:40.147	3:40.147	14:20:39.609	Hubert HAUPT
2 -	14:31:12.842	Hubert HAUPT	10:33.233	2:28.102	6:08.249	14:33:40.944	Patrick ASSENHEIMER
3 -	14:39:34.008	Patrick ASSENHEIMER	5:53.064	21:10.563	27:18.812	15:00:44.571	Patrick ASSENHEIMER
4 -	15:09:31.828	Patrick ASSENHEIMER	10:38.398	12:20.525	39:39.337	15:21:52.353	Patrick ASSENHEIMER
5 -	15:30:41.375	Patrick ASSENHEIMER	8:49.022	1:51.376	41:30.713	15:32:32.751	Patrick ASSENHEIMER
6 -	15:39:33.087	Patrick ASSENHEIMER	7:00.336	1:16.332	42:47.045	15:40:49.419	Patrick ASSENHEIMER
7 -	15:48:00.405	Patrick ASSENHEIMER					

<b>P19 43 ProAm</b>		<b>Strakka Racing</b>		<b>Mercedes-AMG GT3</b>			
D1: Christina NIELSEN		Total Stint: 13 Laps - 26:02.631 (25.68%)		Best Lap: 1:45.063 On Lap 29 @ 154.94 kph			
D2: Adrian Henry D'SLIVA		Total Stint: 8 Laps - 37:42.266 (37.18%)		Best Lap: 1:49.322 On Lap 15 @ 148.91 kph			
D3: Dominik BAUMANN		Total Stint: 9 Laps - 21:42.598 (21.41%)		Best Lap: 1:43.506 On Lap 9 @ 157.27 kph			
STOP	IN TIME	DRIVER IN	STINT TIME	STOP TIME	TOTAL STOP TIME	OUT TIME	DRIVER OUT
1 -	14:18:10.326	Dominik BAUMANN	16:15.498	5:27.100	5:27.100	14:23:37.426	Adrian Henry D'SLIVA
2 -	14:38:44.326	Adrian Henry D'SLIVA	15:06.900	22:35.366	28:02.466	15:01:19.692	Christina NIELSEN
3 -	15:07:18.376	Christina NIELSEN	5:58.684	14:18.120	42:20.586	15:21:36.496	Christina NIELSEN
4 -	15:30:50.429	Christina NIELSEN	9:13.933	3:22.391	45:42.977	15:34:12.820	Christina NIELSEN
5 -	15:45:02.834	Christina NIELSEN					

<b>P20 29 Pro</b>		<b>Audi Sport Team Land</b>		<b>Audi R8 LMS GT3 2019</b>			
D1: Markus WINKELHOCK		Total Stint: 12 Laps - 25:50.373 (21.57%)		Best Lap: 1:44.348 On Lap 26 @ 156.00 kph			
D2: Christopher MIES		Total Stint: 9 Laps - 15:52.431 (13.25%)		Best Lap: 1:43.530 On Lap 37 @ 157.24 kph			
D3: Christopher HAASE		Total Stint: 15 Laps - 29:27.995 (24.59%)		Best Lap: 1:43.869 On Lap 15 @ 156.72 kph			
STOP	IN TIME	DRIVER IN	STINT TIME	STOP TIME	TOTAL STOP TIME	OUT TIME	DRIVER OUT
1 -	14:09:31.989	Christopher HAASE	9:06.854	2:32.885	2:32.885	14:12:04.874	Christopher HAASE
2 -	14:20:48.371	Christopher HAASE	8:43.497	1:12.473	3:45.358	14:22:00.844	Christopher HAASE
3 -	14:30:46.224	Christopher HAASE	8:45.380	2:52.264	6:37.622	14:33:38.488	Markus WINKELHOCK
4 -	14:39:46.071	Markus WINKELHOCK	6:07.583	20:32.447	27:10.069	15:00:18.518	Markus WINKELHOCK
5 -	15:08:15.053	Markus WINKELHOCK	7:56.535	13:03.019	40:13.088	15:21:18.072	Markus WINKELHOCK

Weather / Track : Cloudy / Dry

Kyalami Grand Prix Circuit

Circuit Length = 4.522 km

Start: 14:00 Flag 16:00 End: 16:02

# Kyalami 9 Hours

## PAID TEST SESSION 2 - PIT STOP ANALYSIS

6 -	15:30:38.667	Markus WINKELHOCK	9:20.595	2:25.660	42:38.748	15:33:04.327	Christopher MIES
7 -	15:41:42.506	Christopher MIES	8:38.179	3:15.462	45:54.210	15:44:57.968	Christopher MIES
8 -	15:46:54.663	Christopher MIES	1:56.695	8:01.474	53:55.684	15:54:56.137	Christopher MIES
-	Finish	Christopher MIES	5:17.557				

<b>P21 188 ProAm Garage 59</b>	<b>Aston Martin Vantage AMR GT3</b>
D1: Alex WEST D2: Chris GOODWIN D3: Côme LEDOGAR	Total Stint: 8 Laps - 18:25.015 (15.36%) Total Stint: 9 Laps - 18:20.376 (15.29%) Total Stint: 17 Laps - 53:27.680 (44.58%) Best Lap: 1:45.876 On Lap 28 @ 153.75 kph Best Lap: 1:45.023 On Lap 20 @ 155.00 kph Best Lap: 1:43.642 On Lap 32 @ 157.07 kph

STOP	IN TIME	DRIVER IN	STINT TIME	STOP TIME	TOTAL STOP TIME	OUT TIME	DRIVER OUT
1 -	14:09:32.577	Côme LEDOGAR	9:01.564	4:57.183	4:57.183	14:14:29.760	Côme LEDOGAR
2 -	14:23:18.158	Côme LEDOGAR	8:48.398	10:11.994	15:09.177	14:33:30.152	Côme LEDOGAR
3 -	14:36:58.921	Côme LEDOGAR	3:28.769	23:18.256	38:27.433	15:00:17.177	Chris GOODWIN
4 -	15:08:08.939	Chris GOODWIN	7:51.762	13:07.460	51:34.893	15:21:16.399	Chris GOODWIN
5 -	15:30:16.670	Chris GOODWIN	9:00.271	1:28.343	53:03.236	15:31:45.013	Alex WEST
6 -	15:33:37.153	Alex WEST	1:52.140	1:26.313	54:29.549	15:35:03.466	Alex WEST
7 -	15:47:35.052	Alex WEST	12:31.586	4:01.289	58:30.838	15:51:36.341	Côme LEDOGAR
-	Finish	Côme LEDOGAR	8:50.693				

<b>P22 9 Silver Lechner Racing</b>	<b>Porsche 911 GT3 R</b>
D1: Saul HACK D2: Lars KERN D3: Dylan PEREIRA	Total Stint: 16 Laps - 35:00.785 (28.96%) Total Stint: 18 Laps - 52:33.790 (43.47%) Total Stint: 7 Laps - 12:27.728 (10.31%) Best Lap: 1:44.864 On Lap 34 @ 155.24 kph Best Lap: 1:44.577 On Lap 13 @ 155.66 kph Best Lap: 1:43.807 On Lap 41 @ 156.82 kph

STOP	IN TIME	DRIVER IN	STINT TIME	STOP TIME	TOTAL STOP TIME	OUT TIME	DRIVER OUT
1 -	14:02:37.846	Lars KERN	1:57.182	1:30.862	1:30.862	14:04:08.708	Lars KERN
2 -	14:16:27.629	Lars KERN	12:18.921	1:37.525	3:08.387	14:18:05.154	Lars KERN
3 -	14:28:48.939	Lars KERN	10:43.785	4:12.420	7:20.807	14:33:01.359	Lars KERN
4 -	14:47:45.268	Lars KERN	14:43.909	12:49.993	20:10.800	15:00:35.261	Saul HACK
5 -	15:09:33.654	Saul HACK	10:57.839	12:00.135	32:10.935	15:21:33.789	Saul HACK
6 -	15:32:27.939	Saul HACK	10:54.150	1:31.256	33:42.191	15:33:59.195	Saul HACK
7 -	15:46:38.285	Saul HACK	12:39.090	2:29.152	36:11.343	15:49:07.437	Dylan PEREIRA
-	Finish	Dylan PEREIRA	12:27.728				

<b>P23 22 Silver WTM Racing powered by Rinaldi</b>	<b>Ferrari 488 GT3</b>
D1: Georg WEISS D2: Jochen KRUMBACH D3: David PEREL	Total Stint: 20 Laps - 56:32.454 (47.16%) Total Stint: 16 Laps - 32:19.783 (26.97%) Total Stint: 9 Laps - 15:56.644 (13.3%) Best Lap: 1:45.344 On Lap 20 @ 154.53 kph Best Lap: 1:44.852 On Lap 34 @ 155.25 kph Best Lap: 1:43.905 On Lap 45 @ 156.67 kph

STOP	IN TIME	DRIVER IN	STINT TIME	STOP TIME	TOTAL STOP TIME	OUT TIME	DRIVER OUT
1 -	14:28:17.641	Georg WEISS	27:04.227	2:41.864	2:41.864	14:30:59.505	Georg WEISS
2 -	14:41:46.636	Georg WEISS	10:47.131	18:41.096	21:22.960	15:00:27.732	Jochen KRUMBACH
3 -	15:08:59.707	Jochen KRUMBACH	8:31.975	12:22.702	33:45.662	15:21:22.409	Jochen KRUMBACH
4 -	15:42:31.345	Jochen KRUMBACH	21:08.936	2:38.872	36:24.534	15:45:10.217	David PEREL
-	Finish	David PEREL	15:56.644				

<b>P24 36 Am Walkenhorst Motorsport</b>	<b>BMW M6 GT3</b>
D1: Henry WALKENHORST D2: Michael Von ROOYEN D3: Gennaro BONAFEDE	Total Stint: 12 Laps - 26:24.935 (24.17%) Total Stint: 12 Laps - 23:50.357 (21.81%) Total Stint: 12 Laps - 45:45.491 (41.87%) Best Lap: 1:45.835 On Lap 7 @ 153.81 kph Best Lap: 1:45.716 On Lap 26 @ 153.98 kph Best Lap: 1:45.070 On Lap 14 @ 154.93 kph

STOP	IN TIME	DRIVER IN	STINT TIME	STOP TIME	TOTAL STOP TIME	OUT TIME	DRIVER OUT
1 -	14:15:10.926	Henry WALKENHORST	14:43.031	2:52.035	2:52.035	14:18:02.961	Gennaro BONAFEDE
2 -	14:28:35.501	Gennaro BONAFEDE	10:32.540	1:50.597	4:42.632	14:30:26.098	Gennaro BONAFEDE
3 -	14:37:23.591	Gennaro BONAFEDE	6:57.493	22:58.531	27:41.163	15:00:22.122	Michael Von ROOYEN
4 -	15:08:20.923	Michael Von ROOYEN	7:58.801	13:03.298	40:44.461	15:21:24.221	Michael Von ROOYEN
5 -	15:35:41.564	Michael Von ROOYEN	14:17.343	1:34.213	42:18.674	15:37:15.777	Henry WALKENHORST
6 -	15:44:44.229	Henry WALKENHORST	7:28.452	1:21.417	43:40.091	15:46:05.646	Gennaro BONAFEDE
7 -	15:51:22.573	Gennaro BONAFEDE					

<b>P25 40 Am SPS Automotive Performance</b>	<b>Mercedes-AMG GT3</b>
D1: Valentin PIERBURG D2: Tim Torsten MÜLLER D3: Miguel RAMOS	Total Stint: 14 Laps - 29:38.721 (24.76%) Total Stint: 14 Laps - 34:58.088 (29.21%) Total Stint: 10 Laps - 18:28.005 (15.43%) Best Lap: 1:45.287 On Lap 26 @ 154.61 kph Best Lap: 1:46.558 On Lap 12 @ 152.77 kph Best Lap: 1:45.197 On Lap 37 @ 154.74 kph

STOP	IN TIME	DRIVER IN	STINT TIME	STOP TIME	TOTAL STOP TIME	OUT TIME	DRIVER OUT
1 -	14:12:08.638	Tim Torsten MÜLLER	10:58.863	1:43.664	1:43.664	14:13:52.302	Tim Torsten MÜLLER
2 -	14:28:11.256	Tim Torsten MÜLLER	14:18.954	9:40.271	11:23.935	14:37:51.527	Valentin PIERBURG

Kyalami Grand Prix Circuit

Circuit Length = 4.522 km

Start: 14:00 Flag 16:00 End: 16:02

Weather / Track : Cloudy / Dry

# Kyalami 9 Hours

## PAID TEST SESSION 2 - PIT STOP ANALYSIS

3 -	14:40:49.026	Valentin PIERBURG	2:57.499	20:20.716	31:44.651	15:01:09.742	Valentin PIERBURG
4 -	15:06:53.356	Valentin PIERBURG	5:43.614	14:33.289	46:17.940	15:21:26.645	Valentin PIERBURG
5 -	15:39:26.235	Valentin PIERBURG	17:59.590	2:58.018	49:15.958	15:42:24.253	Miguel RAMOS
-	Finish	Miguel RAMOS	18:28.005				

<b>P26</b>	<b>13 Nat</b>	<b>Stradale Motorsport</b>	<b>Lamborghini Huracan GT3 2019</b>				
D1: Charl ARANGIES	Total Stint: 5 Laps - 11:22.782 (17.86%)		Best Lap: 1:47.509 On Lap 5 @ 151.42 kph				
D2: Craig JARVIS	Total Stint: 11 Laps - 41:38.424 (65.37%)		Best Lap: 1:54.566 On Lap 13 @ 142.09 kph				
D3: Dawie JOUBERT	Total Stint: 2 Laps - 4:03.799 (6.38%)		Best Lap: 1:56.991 On Lap 19 @ 139.14 kph				

STOP	IN TIME	DRIVER IN	STINT TIME	STOP TIME	TOTAL STOP TIME	OUT TIME	DRIVER OUT
1 -	14:02:34.550	Charl ARANGIES	1:57.875	6:37.049	6:37.049	14:09:11.599	Charl ARANGIES
2 -	14:16:22.871	Charl ARANGIES	7:11.272	2:13.635	8:50.684	14:18:36.506	Craig JARVIS
3 -	14:41:45.393	Craig JARVIS	23:08.887	18:29.537	27:20.221	15:00:14.930	Dawie JOUBERT
-	Finish	Dawie JOUBERT	4:03.799				

<b>P27</b>	<b>17 Nat</b>	<b>Pablo Clark Racing</b>	<b>Ferrari 458 Italia GT3</b>				
D1: Kishoor PITAMBER	Total Stint: 0 Laps - 2:34.776 (4.17%)		Best Lap: 1:48.099 On Lap 16 @ 150.59 kph				
D2: Leonard Charles THOMPSON	Total Stint: 0 Laps						
D3: Michael STEPHEN	Total Stint: 16 Laps - 57:51.623 (93.54%)						

STOP	IN TIME	DRIVER IN	STINT TIME	STOP TIME	TOTAL STOP TIME	OUT TIME	DRIVER OUT
1 -	14:15:40.758	Michael STEPHEN	13:48.905	2:47.932	2:47.932	14:18:28.690	Michael STEPHEN
2 -	14:24:54.448	Michael STEPHEN	6:25.758	1:13.628	4:01.560	14:26:08.076	Michael STEPHEN
3 -	14:40:24.794	Michael STEPHEN	14:16.718	23:20.242	27:21.802	15:03:45.036	Kishoor PITAMBER
4 -	15:06:19.812	Kishoor PITAMBER					

## Kyalami 9 Hours

### PAID TEST SESSION 2 - STATISTICS

<b>Competitors Started</b>	27
<b>Planned Start</b>	2019-11-21 @ 14:00:00.000
<b>Actual Start</b>	2019-11-21 @ 14:00:00.000
<b>Finish Time</b>	2019-11-21 @ 16:00:00.379
<b>Track Length</b>	4.522km
<b>Total Laps</b>	949
<b>Total Distance Covered</b>	4291.378km

#### Session Fastest Lap History

NO	CL	NAME	LAP TIME	TIME OF DAY	LAP	VEHICLE
31	Pro	<b>Frikadelli Racing Team</b> <i>D. OLSEN</i>	<b>1:44.282</b>	14:04:00.124	3	Porsche 911 GT3 R
30	Pro	<b>Honda Team Motul</b> <i>B. BAGUETTE</i>	<b>1:43.580</b>	14:05:17.032	3	Honda NSX GT3 2019
35	Pro	<b>KCMG</b> <i>J. OLIVEIRA</i>	<b>1:42.971</b>	14:05:54.148	4	Nissan GT-R NISMO GT3
35	Pro	<b>KCMG</b> <i>J. OLIVEIRA</i>	<b>1:42.631</b>	14:15:20.479	8	Nissan GT-R NISMO GT3
35	Pro	<b>KCMG</b> <i>J. OLIVEIRA</i>	<b>1:42.566</b>	14:17:03.045	9	Nissan GT-R NISMO GT3
18	Pro	<b>KCMG</b> <i>E. LIBERATI</i>	<b>1:42.487</b>	14:22:20.085	12	Nissan GT-R NISMO GT3
62	Pro	<b>R-Motorsport</b> <i>M. KIRCHHOEFER</i>	<b>1:42.480</b>	15:54:56.420	39	Aston Martin Vantage AMR

#### Flag History

TYPE	TIME OF DAY
GREEN	14:00:00.000
RED	14:38:26.391
GREEN	15:00:03.022
RED	15:06:16.691
GREEN	15:21:03.465
FINISH	16:00:00.379

#### Flag Statistics

TYPE	COUNT	TOTAL LAPS	TOTAL TIME
Green	3	46	1:26:06.554
Red	2	0	36:23.404
Safety Car	0	0	0.000
FCY	0	0	0.000

# Kyalami 9 Hours

## PAID TEST SESSION 2 - STATISTICS

CLASS : Pro

18 Starters

### Fastest Lap History

NO	NAME	LAP TIME	TIME OF DAY	LAP	VEHICLE
31	<b>Frikadelli Racing Team</b> <i>D. OLSEN</i>	<b>1:44.282</b>	14:04:00.124	3	Porsche 911 GT3 R
30	<b>Honda Team Motul</b> <i>B. BAGUETTE</i>	<b>1:43.580</b>	14:05:17.032	3	Honda NSX GT3 2019
35	<b>KCMG</b> <i>J. OLIVEIRA</i>	<b>1:42.971</b>	14:05:54.148	4	Nissan GT-R NISMO GT3
35	<b>KCMG</b> <i>J. OLIVEIRA</i>	<b>1:42.631</b>	14:15:20.479	8	Nissan GT-R NISMO GT3
35	<b>KCMG</b> <i>J. OLIVEIRA</i>	<b>1:42.566</b>	14:17:03.045	9	Nissan GT-R NISMO GT3
18	<b>KCMG</b> <i>E. LIBERATI</i>	<b>1:42.487</b>	14:22:20.085	12	Nissan GT-R NISMO GT3
62	<b>R-Motorsport</b> <i>M. KIRCHHOEFER</i>	<b>1:42.480</b>	15:54:56.420	39	Aston Martin Vantage AMR GT3

Weather / Track : Cloudy / Dry

Results can be found at [www.tsl-timing.com](http://www.tsl-timing.com)

Page 2 of 6

Kyalami Grand Prix Circuit  
Circuit Length = 4.522 km  
Start: 14:00 Flag 16:00 End: 16:02

Printed - 16:13 Thursday, 21 November 2019



# Kyalami 9 Hours

## PAID TEST SESSION 2 - STATISTICS

CLASS : Am

2 Starters

### Fastest Lap History

NO	NAME	LAP TIME	TIME OF DAY	LAP	VEHICLE
36	<b>Walkenhorst Motorsport</b> <i>H. WALKENHORST</i>	<b>1:51.452</b>	14:04:35.180	3	BMW M6 GT3
40	<b>SPS Automotive Performance</b> <i>T. MÜLLER</i>	<b>1:51.240</b>	14:05:05.626	3	Mercedes-AMG GT3
36	<b>Walkenhorst Motorsport</b> <i>H. WALKENHORST</i>	<b>1:47.015</b>	14:06:22.196	4	BMW M6 GT3
36	<b>Walkenhorst Motorsport</b> <i>H. WALKENHORST</i>	<b>1:45.835</b>	14:11:42.960	7	BMW M6 GT3
36	<b>Walkenhorst Motorsport</b> <i>G. BONAFEDE</i>	<b>1:45.367</b>	14:21:42.745	11	BMW M6 GT3
36	<b>Walkenhorst Motorsport</b> <i>G. BONAFEDE</i>	<b>1:45.070</b>	14:26:58.864	14	BMW M6 GT3

Weather / Track : Cloudy / Dry

Results can be found at [www.tsl-timing.com](http://www.tsl-timing.com)

Page 3 of 6

Kyalami Grand Prix Circuit  
Circuit Length = 4.522 km  
Start: 14:00 Flag 16:00 End: 16:02

Printed - 16:13 Thursday, 21 November 2019

# Kyalami 9 Hours

## PAID TEST SESSION 2 - STATISTICS

CLASS : ProAm

2 Starters

### Fastest Lap History

NO	NAME	LAP TIME	TIME OF DAY	LAP	VEHICLE
188	<b>Garage 59</b> <i>C. LEDOGAR</i>	<b>1:46.606</b>	14:04:26.931	3	Aston Martin Vantage AMR GT3
188	<b>Garage 59</b> <i>C. LEDOGAR</i>	<b>1:44.907</b>	14:06:11.838	4	Aston Martin Vantage AMR GT3
188	<b>Garage 59</b> <i>C. LEDOGAR</i>	<b>1:44.445</b>	14:07:56.284	5	Aston Martin Vantage AMR GT3
43	<b>Strakka Racing</b> <i>D. BAUMANN</i>	<b>1:43.917</b>	14:09:32.255	5	Mercedes-AMG GT3
43	<b>Strakka Racing</b> <i>D. BAUMANN</i>	<b>1:43.506</b>	14:16:34.495	9	Mercedes-AMG GT3

Weather / Track : Cloudy / Dry

Results can be found at [www.tsl-timing.com](http://www.tsl-timing.com)

Page 4 of 6

Kyalami Grand Prix Circuit  
Circuit Length = 4.522 km  
Start: 14:00 Flag 16:00 End: 16:02

Printed - 16:13 Thursday, 21 November 2019

# Kyalami 9 Hours

## PAID TEST SESSION 2 - STATISTICS

CLASS : Silver

3 Starters

### Fastest Lap History

NO	NAME	LAP TIME	TIME OF DAY	LAP	VEHICLE
6	<b>Black Falcon</b> <i>H. HAUPT</i>	<b>1:47.366</b>	14:04:55.600	3	Mercedes-AMG GT3
6	<b>Black Falcon</b> <i>H. HAUPT</i>	<b>1:45.828</b>	14:06:41.428	4	Mercedes-AMG GT3
6	<b>Black Falcon</b> <i>H. HAUPT</i>	<b>1:44.363</b>	14:08:25.790	5	Mercedes-AMG GT3
6	<b>Black Falcon</b> <i>H. HAUPT</i>	<b>1:43.874</b>	14:10:09.665	6	Mercedes-AMG GT3
6	<b>Black Falcon</b> <i>H. HAUPT</i>	<b>1:43.574</b>	14:26:07.477	13	Mercedes-AMG GT3
6	<b>Black Falcon</b> <i>P. ASSENHEIMER</i>	<b>1:43.464</b>	15:29:04.578	26	Mercedes-AMG GT3
6	<b>Black Falcon</b> <i>P. ASSENHEIMER</i>	<b>1:43.400</b>	15:37:56.296	30	Mercedes-AMG GT3

Weather / Track : Cloudy / Dry

Results can be found at [www.tsl-timing.com](http://www.tsl-timing.com)

Page 5 of 6

Kyalami Grand Prix Circuit  
Circuit Length = 4.522 km  
Start: 14:00 Flag 16:00 End: 16:02

Printed - 16:13 Thursday, 21 November 2019

# Kyalami 9 Hours

## PAID TEST SESSION 2 - STATISTICS

CLASS : Nat

2 Starters

### Fastest Lap History

NO	NAME	LAP TIME	TIME OF DAY	LAP	VEHICLE
17	<b>Pablo Clark Racing</b> <i>M. STEPHEN</i>	<b>2:10.952</b>	14:07:02.743	3	Ferrari 458 Italia GT3
17	<b>Pablo Clark Racing</b> <i>M. STEPHEN</i>	<b>2:09.765</b>	14:11:28.391	5	Ferrari 458 Italia GT3
13	<b>Stradale Motorsport</b> <i>C. ARANGIES</i>	<b>1:47.721</b>	14:12:54.736	4	Lamborghini Huracan GT3 2019
13	<b>Stradale Motorsport</b> <i>C. ARANGIES</i>	<b>1:47.509</b>	14:14:42.245	5	Lamborghini Huracan GT3 2019

Weather / Track : Cloudy / Dry

Results can be found at [www.tsl-timing.com](http://www.tsl-timing.com)

Page 6 of 6

Kyalami Grand Prix Circuit  
Circuit Length = 4.522 km  
Start: 14:00 Flag 16:00 End: 16:02

Printed - 16:13 Thursday, 21 November 2019

## Kyalami 9 Hours

### FREE PRACTICE - NIGHT SESSION - CLASSIFICATION

POS	NO	CL	PIC	TEAM / DRIVERS	CAR	TIME	ON	LAPS	GAP	DIFF	KPH
1	42	Pro	1	BMW Team Schnitzer (DEU) Martin TOMCZYK (DEU) / Sheldon VAN DER LINDE (ZAF) / Augusto FARFUS (BRA)	BMW M6 GT3	1:42.942	3	29			158.13
2	29	Pro	2	Audi Sport Team Land (DEU) Markus WINKELHOCK (DEU) / Christopher MIES (DEU) / Christopher HAASE (DEU)	Audi R8 LMS GT3 2019	1:43.123	13	26	0.181	0.181	157.86
3	20	Pro	3	GPX Racing (UAE) Michael CHRISTENSEN (DNK) / Kevin ESTRE (FRA) / Richard LIETZ (AUT)	Porsche 911 GT3 R	1:43.162	4	35	0.220	0.039	157.80
4	31	Pro	4	Frikadelli Racing Team (DEU) Mathieu JAMINET (FRA) / Dennis OLSEN (NOR) / Nick TANDY (GBR)	Porsche 911 GT3 R	1:43.172	13	28	0.230	0.010	157.78
5	25	Pro	5	Audi Sport Team WRT (BEL) Dries VANTHOOR (BEL) / Kelvin VAN DER LINDE (ZAF) / Frederic VERVISCH (BEL)	Audi R8 LMS GT3 2019	1:43.284	30	40	0.342	0.112	157.61
6	12	Pro	6	Dinamic Motorsport (ITA) Laurens VANTHOOR (BEL) / Earl BAMBER (NZL) / Matt CAMPBELL (AUS)	Porsche 911 GT3 R	1:43.513	11	34	0.571	0.229	157.26
7	34	Pro	7	Walkenhorst Motorsport (DEU) Christian KROGNES (NOR) / Mikkel JENSEN (DNK) / Nicky CATSBURG (NDL)	BMW M6 GT3	1:43.618	24	33	0.676	0.105	157.10
8	35	Pro	8	KCMG (HKG) Joao Paulo de OLIVEIRA (BRA) / Katsumasa CHIYO (JPN) / Joshua BURDON (AUS)	Nissan GT-R NISMO GT3	1:43.764	16	33	0.822	0.146	156.88
9	107	Pro	9	Bentley Team M-Sport (GBR) Jules GOUNON (FRA) / Maxime SOULET (BEL) / Jordan PEPPER (ZAF)	Bentley Continental GT3	1:43.858	13	35	0.916	0.094	156.74
10	9	Silver	1	Lechner Racing (AUT) Saul HACK (ZAF) / Lars KERN (DEU) / Dylan PEREIRA (LUX)	Porsche 911 GT3 R	1:43.925	8	25	0.983	0.067	156.64
11	18	Pro	10	KCMG (HKG) Alexandre IMPERATORI (CHE) / Edoardo LIBERATI (ITA) / Oliver JARVIS (GBR)	Nissan GT-R NISMO GT3	1:44.127	27	36	1.185	0.202	156.33
12	6	Silver	2	Black Falcon (DEU) Hubert HAUPT (DEU) / Patrick ASSENHEIMER (DEU) / Sergei AFANASIEV (RUS)	Mercedes-AMG GT3	1:44.162	8	34	1.220	0.035	156.28
13	30	Pro	11	Honda Team Motul (ITA) Marco BONANOMI (ITA) / Bertrand BAGUETTE (BEL) / Dane CAMERON (USA)	Honda NSX GT3 2019	1:44.264	13	40	1.322	0.102	156.13
14	10	Pro	12	Mercedes-AMG Team SPS Automotive Performance (DEU) Yelmer BUURMAN (NDL) / Luca STOLZ (DEU) / Maximilian GOETZ (DEU)	Mercedes-AMG GT3	1:44.450	29	35	1.508	0.186	155.85
15	108	Pro	13	Bentley Team M-Sport (GBR) Rodrigo BAPTISTA (BRA) / Andy SOUCEK (ESP) / Steven KANE (GBR)	Bentley Continental GT3	1:44.611	11	28	1.669	0.161	155.61
16	76	Pro	14	R-Motorsport (CHE) Maxime MARTIN (BEL) / Enaam AHMED (GBR) / Jake DENNIS (GBR)	Aston Martin Vantage AMR GT3	1:44.736	10	32	1.794	0.125	155.43
17	62	Pro	15	R-Motorsport (CHE) Ricky COLLARD (GBR) / Hugo de SADELEER (CHE) / Marvin KIRCHHOEFER (DEU)	Aston Martin Vantage AMR GT3	1:44.789	15	30	1.847	0.053	155.35
18	22	Silver	3	WTM Racing powered by Rinaldi (DEU) Leonard WEISS (DEU) / Jochen KRUMBACH (DEU) / David PEREL (ZAF)	Ferrari 488 GT3	1:45.495	20	27	2.553	0.706	154.31
19	36	Am	1	Walkenhorst Motorsport (DEU) Henry WALKENHORST (DEU) / Michael Von ROOYEN (ZAF) / Gennaro BONAFEDE	BMW M6 GT3	1:45.968	27	36	3.026	0.473	153.62
20	17	Nat	1	Pablo Clark Racing (ZAF) Kishoor PITAMBER (ZAF) / Leonard Charles THOMPSON (ZAF) / Michael STEPHEN	Ferrari 458 Italia GT3	1:46.628	16	29	3.686	0.660	152.67
21	188	ProAm	1	Garage 59 (GBR) Alex WEST (SWE) / Chris GOODWIN (GBR) / Côme LEDOGAR (FRA)	Aston Martin Vantage AMR GT3	1:46.965	33	36	4.023	0.337	152.19
22	43	ProAm	2	Strakka Racing (GBR) Christina NIELSEN (DNK) / Adrian Henry D'SILVA (MYS) / Dominik BAUMANN (AUT)	Mercedes-AMG GT3	1:48.323	14	21	5.381	1.358	150.28
23	40	Am	2	SPS Automotive Performance (DEU) Valentin PIERBURG (DEU) / Tim Torsten MÜLLER (DEU) / Miguel RAMOS (PRT)	Mercedes-AMG GT3	1:50.486	6	19	7.544	2.163	147.34
24	44	Pro	16	Mercedes-AMG Team Strakka Racing (GBR) Gary PAFFETT (GBR) / Lewis WILLIAMSON (GBR) / Tristan VAUTIER (FRA)	Mercedes-AMG GT3	1:54.470	5	25	11.528	3.984	142.21
25	911	Pro	17	KUS Team 75 Bernhard (DEU) Romain DUMAS (FRA) / Dirk WERNER (DEU) / Sven MUELLER (DEU)	Porsche 911 GT3 R	1:55.589	1	23	12.647	1.119	140.83
26	09	Am	3	Team Perfect Circle (ZAF) Franco SCRIBANTE (ZAF) / Silvio SCRIBANTE (ZAF) / Andre BEZUIDENHOUT (ZAF)	Porsche 997 GT3 R	2:04.267	13	23	21.325	8.678	131.00
27	13	Nat	2	Stradale Motorsport (ZAF) Charl ARANGIES (ZAF) / Craig JARVIS (ZAF) / Dawie JOUBERT (ZAF)	Lamborghini Huracan GT3 2019	2:04.397	5	5	21.455	0.130	130.86

Kyalami Grand Prix Circuit  
Circuit Length = 4.522 km  
Start: 18:00 Flag 19:30 End: 19:34

Weather / Track : Showers / Changeable

These results are provisional until the conclusion of any judicial and technical matters.

Race Director :	Timekeeper :
-----------------	--------------

Results can be found at [www.tsl-timing.com](http://www.tsl-timing.com)

Printed - 19:37 Thursday, 21 November 2019

## Kyalami 9 Hours

### FREE PRACTICE - NIGHT SESSION - CLASSIFICATION BY CLASS

#### CLASS : ICGT - Pro

POS	NO	TEAM / DRIVERS	CAR	TIME	ON	LAPS	GAP	DIFF	KPH
1	42	BMW Team Schnitzer (DEU) Martin TOMCZYK (DEU) / Sheldon VAN DER LINDE (ZAF) / Augusto FARFUS (BRA)	BMW M6 GT3	1:42.942	3	29			158.13
2	29	Audi Sport Team Land (DEU) Markus WINKELHOCK (DEU) / Christopher MIES (DEU) / Christopher HAASE (DEU)	Audi R8 LMS GT3 2019	1:43.123	13	26	0.181	0.181	157.86
3	20	GPX Racing (UAE) Michael CHRISTENSEN (DNK) / Kevin ESTRE (FRA) / Richard LIETZ (AUT)	Porsche 911 GT3 R	1:43.162	4	35	0.220	0.039	157.80
4	31	Frikadelli Racing Team (DEU) Mathieu JAMINET (FRA) / Dennis OLSEN (NOR) / Nick TANDY (GBR)	Porsche 911 GT3 R	1:43.172	13	28	0.230	0.010	157.78
5	25	Audi Sport Team WRT (BEL) Dries VANTHOOR (BEL) / Kelvin VAN DER LINDE (ZAF) / Frederic VERVISCH (BEL)	Audi R8 LMS GT3 2019	1:43.284	30	40	0.342	0.112	157.61
6	12	Dinamic Motorsport (ITA) Laurens VANTHOOR (BEL) / Earl BAMBER (NZL) / Matt CAMPBELL (AUS)	Porsche 911 GT3 R	1:43.513	11	34	0.571	0.229	157.26
7	34	Walkenhorst Motorsport (DEU) Christian KROGNES (NOR) / Mikkel JENSEN (DNK) / Nicky CATSBURG (NDL)	BMW M6 GT3	1:43.618	24	33	0.676	0.105	157.10
8	35	KCMG (HKG) Joao Paulo de OLIVEIRA (BRA) / Katsumasa CHIYO (JPN) / Joshua BURDON (AUS)	Nissan GT-R NISMO GT3	1:43.764	16	33	0.822	0.146	156.88
9	107	Bentley Team M-Sport (GBR) Jules GOUNON (FRA) / Maxime SOULET (BEL) / Jordan PEPPER (ZAF)	Bentley Continental GT3	1:43.858	13	35	0.916	0.094	156.74
10	18	KCMG (HKG) Alexandre IMPERATORI (CHE) / Edoardo LIBERATI (ITA) / Oliver JARVIS (GBR)	Nissan GT-R NISMO GT3	1:44.127	27	36	1.185	0.269	156.33
11	30	Honda Team Motul (ITA) Marco BONANOMI (ITA) / Bertrand BAGUETTE (BEL) / Dane CAMERON (USA)	Honda NSX GT3 2019	1:44.264	13	40	1.322	0.137	156.13
12	10	Mercedes-AMG Team SPS Automotive Performance (DEU) Yelmer BUURMAN (NDL) / Luca STOLZ (DEU) / Maximilian GOETZ (DEU)	Mercedes-AMG GT3	1:44.450	29	35	1.508	0.186	155.85
13	108	Bentley Team M-Sport (GBR) Rodrigo BAPTISTA (BRA) / Andy SOUCEK (ESP) / Steven KANE (GBR)	Bentley Continental GT3	1:44.611	11	28	1.669	0.161	155.61
14	76	R-Motorsport (CHE) Maxime MARTIN (BEL) / Enaam AHMED (GBR) / Jake DENNIS (GBR)	Aston Martin Vantage AMR GT3	1:44.736	10	32	1.794	0.125	155.43
15	62	R-Motorsport (CHE) Ricky COLLARD (GBR) / Hugo de SADELEER (CHE) / Marvin KIRCHHOEFER (DEU)	Aston Martin Vantage AMR GT3	1:44.789	15	30	1.847	0.053	155.35
16	44	Mercedes-AMG Team Strakka Racing (GBR) Gary PAFFETT (GBR) / Lewis WILLIAMSON (GBR) / Tristan VAUTIER (FRA)	Mercedes-AMG GT3	1:54.470	5	25	11.528	9.681	142.21
17	911	KUS Team 75 Bernhard (DEU) Romain DUMAS (FRA) / Dirk WERNER (DEU) / Sven MUELLER (DEU)	Porsche 911 GT3 R	1:55.589	1	23	12.647	1.119	140.83

#### CLASS : ICGT - Am

POS	NO	TEAM / DRIVERS	CAR	TIME	ON	LAPS	GAP	DIFF	KPH
1	36	Walkenhorst Motorsport (DEU) Henry WALKENHORST (DEU) / Michael Von ROOYEN (ZAF) / Gennaro BONAFEDE (ZAF)	BMW M6 GT3	1:45.968	27	36			153.62
2	40	SPS Automotive Performance (DEU) Valentin PIERBURG (DEU) / Tim Torsten MÜLLER (DEU) / Miguel RAMOS (PRT)	Mercedes-AMG GT3	1:50.486	6	19	4.518	4.518	147.34
3	09	Team Perfect Circle (ZAF) Franco SCRIBANTE (ZAF) / Silvio SCRIBANTE (ZAF) / Andre BEZUIDENHOUT (ZAF)	Porsche 997 GT3 R	2:04.267	13	23	18.299	13.781	131.00

#### CLASS : ICGT - ProAm

POS	NO	TEAM / DRIVERS	CAR	TIME	ON	LAPS	GAP	DIFF	KPH
1	188	Garage 59 (GBR) Alex WEST (SWE) / Chris GOODWIN (GBR) / Côme LEDOGAR (FRA)	Aston Martin Vantage AMR GT3	1:46.965	33	36			152.19
2	43	Strakka Racing (GBR) Christina NIELSEN (DNK) / Adrian Henry D'SILVA (MYS) / Dominik BAUMANN (AUT)	Mercedes-AMG GT3	1:48.323	14	21	1.358	1.358	150.28

#### CLASS : ICGT - Silver

POS	NO	TEAM / DRIVERS	CAR	TIME	ON	LAPS	GAP	DIFF	KPH
1	9	Lechner Racing (AUT) Saul HACK (ZAF) / Lars KERN (DEU) / Dylan PEREIRA (LUX)	Porsche 911 GT3 R	1:43.925	8	25			156.64
2	6	Black Falcon (DEU) Hubert HAUPT (DEU) / Patrick ASSENHEIMER (DEU) / Sergei AFANASIEV (RUS)	Mercedes-AMG GT3	1:44.162	8	34	0.237	0.237	156.28
3	22	WTM Racing powered by Rinaldi (DEU) Leonard WEISS (DEU) / Jochen KRUMBACH (DEU) / David PEREL (ZAF)	Ferrari 488 GT3	1:45.495	20	27	1.570	1.333	154.31

Kyalami Grand Prix Circuit

Circuit Length = 4.522 km

Start: 18:00 Flag 19:30 End: 19:34

Weather / Track : Showers / Changeable

These results are provisional until the conclusion of any judicial and technical matters.

Race Director :	Timekeeper :
-----------------	--------------

## Kyalami 9 Hours

### FREE PRACTICE - NIGHT SESSION - CLASSIFICATION BY CLASS

CLASS : ICGT - Nat

POS	NO	TEAM / DRIVERS	CAR	TIME	ON	LAPS	GAP	DIFF	KPH
1	17	Pablo Clark Racing (ZAF) Kishoor PITAMBER (ZAF) / Leonard Charles THOMPSON (ZAF) / Michael STEPHEN (ZAF)	Ferrari 458 Italia GT3	1:46.628	16	29			152.67
2	13	Stradale Motorsport (ZAF) Charl ARANGIES (ZAF) / Craig JARVIS (ZAF) / Dawie JOUBERT (ZAF)	Lamborghini Huracan GT3 2019	2:04.397	5	5	17.769	17.769	130.86

Weather / Track : Showers / Changeable

These results are provisional until the conclusion of any judicial and technical matters.

Kyalami Grand Prix Circuit

Circuit Length = 4.522 km

Start: 18:00 Flag 19:30 End: 19:34

Race Director :

Timekeeper :

# Kyalami 9 Hours

## FREE PRACTICE - NIGHT SESSION - BEST SECTORS

SECTOR 1			SECTOR 2			SECTOR 3			IDEAL / BEST COMPARISON						
POS	NO	NAME	TIME	NO	NAME	TIME	NO	NAME	TIME	POS	NO	NAME	IDEAL	BEST	DIFF
													<b>PERFECT LAP</b>	<b>1:42.604</b>	
1	42	BMW Team Schnitz	32.312	20	GPX Racing	40.849	29	Audi Sport Team La	29.443	1	42	BMW Team Schnitzer	1:42.885	1:42.942	0.057
2	20	GPX Racing	32.330	31	Frikadelli Racing Te	40.876	25	Audi Sport Team WI	29.530	2	29	Audi Sport Team Lanc	1:42.895	1:43.123	0.228
3	107	Bentley Team M-Sp	32.440	25	Audi Sport Team WI	40.947	9	Lechner Racing	29.569	3	20	GPX Racing	1:42.989	1:43.162	0.173
4	29	Audi Sport Team La	32.458	42	BMW Team Schnitz	40.976	31	Frikadelli Racing Te	29.587	4	31	Frikadelli Racing Tear	1:43.004	1:43.172	0.168
5	30	Honda Team Motul	32.506	29	Audi Sport Team La	40.994	42	BMW Team Schnitz	29.597	5	25	Audi Sport Team WRT	1:43.158	1:43.284	0.126
6	12	Dinamic Motorsport	32.507	10	Mercedes-AMG Tea	41.034	34	Walkenhorst Motors	29.618	6	12	Dinamic Motorsport	1:43.292	1:43.513	0.221
7	18	KCMG	32.515	9	Lechner Racing	41.130	12	Dinamic Motorsport	29.625	7	34	Walkenhorst Motorspc	1:43.411	1:43.618	0.207
8	35	KCMG	32.536	12	Dinamic Motorsport	41.160	35	KCMG	29.655	8	9	Lechner Racing	1:43.412	1:43.925	0.513
9	31	Frikadelli Racing Te	32.541	34	Walkenhorst Motors	41.251	30	Honda Team Motul	29.800	9	10	Mercedes-AMG Team	1:43.536	1:44.450	0.914
10	34	Walkenhorst Motors	32.542	107	Bentley Team M-Sp	41.339	10	Mercedes-AMG Tea	29.807	10	35	KCMG	1:43.592	1:43.764	0.172
11	6	Black Falcon	32.564	35	KCMG	41.401	20	GPX Racing	29.810	11	107	Bentley Team M-Spor	1:43.613	1:43.858	0.245
12	108	Bentley Team M-Sp	32.617	30	Honda Team Motul	41.461	107	Bentley Team M-Sp	29.834	12	30	Honda Team Motul	1:43.767	1:44.264	0.497
13	76	R-Motorsport	32.671	6	Black Falcon	41.479	62	R-Motorsport	29.911	13	18	KCMG	1:43.987	1:44.127	0.140
14	25	Audi Sport Team WI	32.681	108	Bentley Team M-Sp	41.486	108	Bentley Team M-Sp	29.926	14	108	Bentley Team M-Spor	1:44.029	1:44.611	0.582
15	10	Mercedes-AMG Tea	32.695	18	KCMG	41.524	18	KCMG	29.948	15	6	Black Falcon	1:44.119	1:44.162	0.043
16	9	Lechner Racing	32.713	76	R-Motorsport	41.694	76	R-Motorsport	30.018	16	76	R-Motorsport	1:44.383	1:44.736	0.353
17	62	R-Motorsport	32.932	62	R-Motorsport	41.763	6	Black Falcon	30.076	17	62	R-Motorsport	1:44.606	1:44.789	0.183
18	22	WTM Racing power	33.022	22	WTM Racing power	42.088	22	WTM Racing power	30.080	18	22	WTM Racing powered	1:45.190	1:45.495	0.305
19	36	Walkenhorst Motors	33.069	36	Walkenhorst Motors	42.318	36	Walkenhorst Motors	30.429	19	36	Walkenhorst Motorspc	1:45.816	1:45.968	0.152
20	17	Pablo Clark Racing	33.281	188	Garage 59	42.509	17	Pablo Clark Racing	30.810	20	17	Pablo Clark Racing	1:46.628	1:46.628	0.000
21	188	Garage 59	33.517	17	Pablo Clark Racing	42.537	188	Garage 59	30.911	21	188	Garage 59	1:46.937	1:46.965	0.028
22	40	SPS Automotive Per	33.946	43	Strakka Racing	42.651	43	Strakka Racing	31.259	22	43	Strakka Racing	1:48.022	1:48.323	0.301
23	43	Strakka Racing	34.112	40	SPS Automotive Per	43.381	40	SPS Automotive Per	31.543	23	40	SPS Automotive Perf	1:48.870	1:50.486	1.616
24	44	Mercedes-AMG Tea	35.266	44	Mercedes-AMG Tea	45.625	44	Mercedes-AMG Tea	33.523	24	44	Mercedes-AMG Team	1:54.414	1:54.470	0.056
25	911	KUS Team 75 Bernl	35.649	911	KUS Team 75 Bernl	46.231	911	KUS Team 75 Bernl	33.709	25	911	KUS Team 75 Bernha	1:55.589	1:55.589	0.000
26	09	Team Perfect Circle	37.216	13	Stradale Motorsport	49.780	09	Team Perfect Circle	35.821	26	09	Team Perfect Circle	2:03.786	2:04.267	0.481
27	13	Stradale Motorsport	38.226	09	Team Perfect Circle	50.749	13	Stradale Motorsport	36.163	27	13	Stradale Motorsport	2:04.169	2:04.397	0.228

Weather / Track : Showers / Changeable

Kyalami Grand Prix Circuit

Circuit Length = 4.522 km

Start: 18:00 Flag 19:30 End: 19:34

Results can be found at [www.tsl-timing.com](http://www.tsl-timing.com)

Printed - 19:35 Thursday, 21 November 2019



## Kyalami 9 Hours

### FREE PRACTICE - NIGHT SESSION - BEST SPEEDS

POS	NO	NAME	VMAX	KPH
1	108	Bentley Team M-Sport		241.6
2	42	BMW Team Schnitzer		240.5
3	107	Bentley Team M-Sport		239.4
4	30	Honda Team Motul		238.9
5	76	R-Motorsport		238.4
6	34	Walkenhorst Motorsport		237.8
7	62	R-Motorsport		236.8
8	20	GPX Racing		236.3
9	35	KCMG		236.3
10	12	Dinamic Motorsport		235.8
11	18	KCMG		235.8
12	31	Frikadelli Racing Team		235.2
13	17	Pablo Clark Racing		235.2
14	188	Garage 59		235.2
15	6	Black Falcon		234.7
16	36	Walkenhorst Motorsport		234.7
17	9	Lechner Racing		234.2
18	10	Mercedes-AMG Team SPS Automotive Performance		234.2
19	25	Audi Sport Team WRT		233.2
20	40	SPS Automotive Performance		233.2
21	29	Audi Sport Team Land		232.7
22	22	WTM Racing powered by Rinaldi		232.2
23	43	Strakka Racing		231.2
24	911	KUS Team 75 Bernhard		229.7
25	44	Mercedes-AMG Team Strakka Racing		229.2
26	09	Team Perfect Circle		226.4
27	13	Stradale Motorsport		216.4

Weather / Track : Showers / Changeable

Results can be found at [www.tsl-timing.com](http://www.tsl-timing.com)

Kyalami Grand Prix Circuit  
Circuit Length = 4.522 km  
Start: 18:00 Flag 19:30 End: 19:34

Printed - 19:35 Thursday, 21 November 2019

# Kyalami 9 Hours

## FREE PRACTICE - NIGHT SESSION - DRIVER STATISTICS

POS	NO	CL	PIC	TEAM / DRIVERS	CAR	LAPS	RACE TIME	%	BEST	ON	KPH
1	42	Pro	1	BMW Team Schnitzer (DEU)	BMW M6 GT3	29	<b>57:30.604</b>				
				Martin TOMCZYK (DEU)		12	22:35.564	39.28	1:44.750	15	155.41
				Sheldon VAN DER LINDE (ZAF)		6	12:10.700	21.18	1:42.942	3	158.13
				Augusto FARFUS (BRA)		11	23:05.343	40.15	1:44.791	21	155.34
2	29	Pro	2	Audi Sport Team Land (DEU)	Audi R8 LMS GT3 2019	26	<b>1:22:14.546</b>				
				Markus WINKELHOCK (DEU)		6	18:22.689	22.35	1:56.295	25	139.98
				Christopher MIES (DEU)		5	23:29.178	28.56	1:51.381	19	146.15
				Christopher HAASE (DEU)		15	31:57.691	38.86	1:43.123	13	157.86
3	20	Pro	3	GPX Racing (UAE)	Porsche 911 GT3 R	35	<b>1:14:42.294</b>				
				Michael CHRISTENSEN (DNK)		20	42:05.721	56.35	1:43.162	4	157.80
				Kevin ESTRE (FRA)		7	14:25.594	19.31	1:44.804	7	155.32
				Richard LIETZ (AUT)		8	18:10.979	24.34	1:45.451	10	154.37
4	31	Pro	4	Frikadelli Racing Team (DEU)	Porsche 911 GT3 R	28	<b>1:30:51.493</b>				
				Mathieu JAMINET (FRA)		9	25:02.794	27.57	1:54.317	23	142.40
				Dennis OLSEN (NOR)		7	36:19.150	39.97	1:44.466	17	155.83
				Nick TANDY (GBR)		12	27:58.517	30.79	1:43.172	13	157.78
5	25	Pro	5	Audi Sport Team WRT (BEL)	Audi R8 LMS GT3 2019	40	<b>1:30:00.524</b>				
				Dries VANTHOOR (BEL)		8	20:39.031	22.94	1:43.284	30	157.61
				Kelvin VAN DER LINDE (ZAF)		18	38:58.612	43.30	1:44.091	12	156.39
				Frederic VERVISCH (BEL)		14	28:25.110	31.57	1:44.205	26	156.22
6	12	Pro	6	Dinamic Motorsport (ITA)	Porsche 911 GT3 R	34	<b>1:04:38.297</b>				
				Laurens VANTHOOR (BEL)		18	33:00.201	51.06	1:43.513	11	157.26
				Earl BAMBER (NZL)		4	9:48.184	15.17	1:54.021	34	142.77
				Matt CAMPBELL (AUS)		12	22:35.718	34.96	1:43.588	29	157.15
7	34	Pro	7	Walkenhorst Motorsport (DEU)	BMW M6 GT3	33	<b>1:11:51.845</b>				
				Christian KROGNES (NOR)		7	17:04.982	23.77	1:57.823	29	138.16
				Mikkel JENSEN (DNK)		9	21:52.422	30.44	1:43.618	24	157.10
				Nicky CATSBURG (NDL)		17	31:45.800	44.20	1:43.697	4	156.98
8	35	Pro	8	KCMG (HKG)	Nissan GT-R NISMO GT3	33	<b>1:29:55.984</b>				
				Joao Paulo de OLIVEIRA (BRA)		10	19:57.391	22.19	1:55.218	28	141.29
				Katsumasa CHIYO (JPN)		12	31:10.493	34.66	1:45.482	21	154.33
				Joshua BURDON (AUS)		11	29:28.190	32.77	1:43.764	16	156.88
9	107	Pro	9	Bentley Team M-Sport (GBR)	Bentley Continental GT3	35	<b>1:30:42.129</b>				
				Jules GOUNON (FRA)		10	19:13.392	21.19	1:45.972	28	153.61
				Maxime SOULET (BEL)		9	18:37.067	20.53	1:44.492	20	155.79
				Jordan PEPPER (ZAF)		16	29:22.161	32.38	1:43.858	13	156.74
10	9	Silver	1	Lechner Racing (AUT)	Porsche 911 GT3 R	25	<b>1:10:11.107</b>				
				Saul HACK (ZAF)		12	24:40.689	35.16	1:46.657	18	152.63
				Lars KERN (DEU)		1	4:04.672	5.81		0	
				Dylan PEREIRA (LUX)		12	24:34.703	35.02	1:43.925	8	156.64
11	18	Pro	10	KCMG (HKG)	Nissan GT-R NISMO GT3	36	<b>1:30:48.413</b>				
				Alexandre IMPERATORI (CHE)		6	14:24.645	15.87	1:58.101	36	137.84
				Edoardo LIBERATI (ITA)		11	28:39.566	31.56	1:59.143	31	136.63
				Oliver JARVIS (GBR)		19	39:03.537	43.01	1:44.127	27	156.33
12	6	Silver	2	Black Falcon (DEU)	Mercedes-AMG GT3	34	<b>1:17:45.719</b>				
				Hubert HAUPT (DEU)		9	18:00.158	23.15	1:47.020	17	152.11
				Patrick ASSENHEIMER (DEU)		9	19:14.891	24.75	1:48.854	23	149.55
				Sergei AFANASIEV (RUS)		16	34:52.217	44.84	1:44.162	8	156.28
13	30	Pro	11	Honda Team Motul (ITA)	Honda NSX GT3 2019	40	<b>1:31:30.622</b>				
				Marco BONANOMI (ITA)		15	28:10.342	30.79	1:45.109	17	154.87
				Bertrand BAGUETTE (BEL)		11	20:58.249	22.92	1:44.731	32	155.43
				Dane CAMERON (USA)		14	30:40.863	33.53	1:44.264	13	156.13
14	10	Pro	12	Mercedes-AMG Team SPS Automotive F	Mercedes-AMG GT3	35	<b>1:31:37.692</b>				
				Yelmer BUURMAN (NDL)		9	19:23.922	21.17	1:44.811	16	155.31
				Luca STOLZ (DEU)		13	24:26.606	26.68	1:44.450	29	155.85
				Maximilian GOETZ (DEU)		13	30:08.160	32.89	1:45.920	6	153.69

Kyalami Grand Prix Circuit

Circuit Length = 4.522 km

Start: 18:00 Flag 19:30 End: 19:34

Weather / Track : Showers / Changeable

# Kyalami 9 Hours

## FREE PRACTICE - NIGHT SESSION - DRIVER STATISTICS

POS	NO	CL	PIC	TEAM / DRIVERS	CAR	LAPS	RACE TIME	%	BEST	ON	KPH
15	108	Pro	13	Bentley Team M-Sport (GBR) Rodrigo BAPTISTA (BRA) Andy SOUCEK (ESP) Steven KANE (GBR)	Bentley Continental GT3	28	<b>1:29:59.415</b>				
						9	42:04.087	46.75	1:44.783	20	155.36
						8	19:42.293	21.90	1:44.611	11	155.61
						11	26:42.174	29.67	1:45.118	7	154.86
16	76	Pro	14	R-Motorsport (CHE) Maxime MARTIN (BEL) Enaam AHMED (GBR) Jake DENNIS (GBR)	Aston Martin Vantage AMR GT3	32	<b>1:19:00.194</b>				
						16	32:50.463	41.57	1:44.754	27	155.40
						8	21:41.662	27.46	1:47.421	15	151.54
						8	18:34.035	23.50	1:44.736	10	155.43
17	62	Pro	15	R-Motorsport (CHE) Ricky COLLARD (GBR) Hugo de SADELEER (CHE) Marvin KIRCHHOEFER (DEU)	Aston Martin Vantage AMR GT3	30	<b>1:20:39.742</b>				
						5	16:12.010	20.08	2:06.967	2	128.21
						16	35:55.578	44.54	1:44.789	15	155.35
						9	20:03.326	24.86	1:45.841	26	153.80
18	22	Silver	3	WTM Racing powered by Rinaldi (DEU) Leonard WEISS (DEU) Jochen KRUMBACH (DEU) David PEREL (ZAF)	Ferrari 488 GT3	27	<b>1:10:45.375</b>				
						5	15:48.667	22.35	1:52.326	12	144.92
						12	29:56.654	42.32	1:46.667	6	152.61
						10	20:32.639	29.03	1:45.495	20	154.31
19	36	Am	1	Walkenhorst Motorsport (DEU) Henry WALKENHORST (DEU) Michael Von ROOYEN (ZAF) Gennaro BONAFEDE (ZAF)	BMW M6 GT3	36	<b>1:21:04.326</b>				
						9	18:55.215	23.34	1:49.715	17	148.37
						17	38:47.348	47.85	1:47.249	7	151.78
						10	20:46.719	25.63	1:45.968	27	153.62
20	17	Nat	1	Pablo Clark Racing (ZAF) Kishoor PITAMBER (ZAF) Leonard Charles THOMPSON (ZAF) Michael STEPHEN (ZAF)	Ferrari 458 Italia GT3	29	<b>1:18:07.412</b>				
						9	25:43.795	32.93	2:02.279	6	133.13
						11	24:11.028	30.96	1:46.628	16	152.67
						9	20:26.836	26.17	1:48.396	25	150.18
21	188	ProAm	1	Garage 59 (GBR) Alex WEST (SWE) Chris GOODWIN (GBR) Côme LEDOGAR (FRA)	Aston Martin Vantage AMR GT3	36	<b>1:28:27.863</b>				
						20	38:44.869	43.80	1:48.420	8	150.14
						11	21:51.411	24.71	1:49.620	29	148.50
						5	12:10.201	13.76	1:46.965	33	152.19
22	43	ProAm	2	Strakka Racing (GBR) Christina NIELSEN (DNK) Adrian Henry D'SILVA (MYS) Dominik BAUMANN (AUT)	Mercedes-AMG GT3	21	<b>1:23:22.054</b>				
						15	42:30.428	50.99	1:48.323	14	150.28
						6	15:48.213	18.96		0	
						0	0.000	0.00		0	
23	40	Am	2	SPS Automotive Performance (DEU) Valentin PIERBURG (DEU) Tim Torsten MÜLLER (DEU) Miguel RAMOS (PRT)	Mercedes-AMG GT3	19	<b>1:04:40.835</b>				
						9	22:42.379	35.11	1:50.486	6	147.34
						4	18:53.812	29.22	1:51.357	10	146.18
						6	21:41.215	33.53	2:03.271	13	132.06
24	44	Pro	16	Mercedes-AMG Team Strakka Racing (C Gary PAFFETT (GBR) Lewis WILLIAMSON (GBR) Tristan VAUTIER (FRA)	Mercedes-AMG GT3	25	<b>1:25:12.735</b>				
						10	24:46.754	29.08	1:58.024	18	137.93
						5	19:06.121	22.42	1:54.470	5	142.21
						10	36:27.023	42.78	1:58.057	24	137.89
25	911	Pro	17	KUS Team 75 Bernhard (DEU) Romain DUMAS (FRA) Dirk WERNER (DEU) Sven MUELLER (DEU)	Porsche 911 GT3 R	23	<b>1:29:55.018</b>				
						7	21:50.791	24.30	1:56.206	4	140.08
						8	48:34.384	54.02	1:55.589	1	140.83
						8	22:04.232	24.55	2:00.139	8	135.50
26	09	Am	3	Team Perfect Circle (ZAF) Franco SCRIBANTE (ZAF) Silvio SCRIBANTE (ZAF) Andre BEZUIDENHOUT (ZAF)	Porsche 997 GT3 R	23	<b>1:19:20.880</b>				
						7	21:45.282	27.42	2:08.871	2	126.32
						7	25:25.886	32.05	2:08.517	18	126.66
						9	26:27.533	33.35	2:04.267	13	131.00
27	13	Nat	2	Stradale Motorsport (ZAF) Charl ARANGIES (ZAF) Craig JARVIS (ZAF) Dawie JOUBERT (ZAF)	Lamborghini Huracan GT3 2019	5	<b>12:21.304</b>				
						5	10:41.816	86.58	2:04.397	5	130.86
						0	0.000	0.00		0	
						0	0.000	0.00		0	

Kyalami Grand Prix Circuit

Circuit Length = 4.522 km

Start: 18:00 Flag 19:30 End: 19:34

Weather / Track : Showers / Changeable

# Kyalami 9 Hours

## FREE PRACTICE - NIGHT SESSION - PIT STOP ANALYSIS

<b>P1</b>	<b>42 Pro</b>	<b>BMW Team Schnitzer</b>	<b>BMW M6 GT3</b>
D1: Martin TOMCZYK	Total Stint: 12 Laps - 22:35.564 (39.28%)		Best Lap: 1:44.750 On Lap 15 @ 155.41 kph
D2: Sheldon VAN DER LINDE	Total Stint: 6 Laps - 12:10.700 (21.18%)		Best Lap: 1:42.942 On Lap 3 @ 158.13 kph
D3: Augusto FARFUS	Total Stint: 11 Laps - 23:05.343 (40.15%)		Best Lap: 1:44.791 On Lap 21 @ 155.34 kph

STOP	IN TIME	DRIVER IN	STINT TIME	STOP TIME	TOTAL STOP TIME	OUT TIME	DRIVER OUT
1 -	18:36:49.320	Sheldon VAN DER LINDE	10:33.819	1:36.881	1:36.881	18:38:26.201	Martin TOMCZYK
2 -	18:59:31.477	Martin TOMCZYK	21:05.276	1:30.288	3:07.169	19:01:01.765	Augusto FARFUS
3 -	19:12:20.712	Augusto FARFUS	11:18.947	1:30.989	4:38.158	19:13:51.701	Augusto FARFUS
4 -	19:25:38.097	Augusto FARFUS					

<b>P2</b>	<b>29 Pro</b>	<b>Audi Sport Team Land</b>	<b>Audi R8 LMS GT3 2019</b>
D1: Markus WINKELHOCK	Total Stint: 6 Laps - 18:22.689 (22.35%)		Best Lap: 1:56.295 On Lap 25 @ 139.98 kph
D2: Christopher MIES	Total Stint: 5 Laps - 23:29.178 (28.56%)		Best Lap: 1:51.381 On Lap 19 @ 146.15 kph
D3: Christopher HAASE	Total Stint: 15 Laps - 31:57.691 (38.86%)		Best Lap: 1:43.123 On Lap 13 @ 157.86 kph

STOP	IN TIME	DRIVER IN	STINT TIME	STOP TIME	TOTAL STOP TIME	OUT TIME	DRIVER OUT
1 -	18:04:41.093	Christopher HAASE	3:47.557	1:26.771	1:26.771	18:06:07.864	Markus WINKELHOCK
2 -	18:08:03.695	Markus WINKELHOCK	1:55.831	1:24.279	2:51.050	18:09:27.974	Christopher MIES
3 -	18:13:10.311	Christopher MIES	3:42.337	2:40.992	5:32.042	18:15:51.303	Christopher HAASE
4 -	18:17:40.305	Christopher HAASE	1:49.002	1:29.859	7:01.901	18:19:10.164	Christopher HAASE
5 -	18:21:03.387	Christopher HAASE	1:53.223	1:40.582	8:42.483	18:22:43.969	Christopher HAASE
6 -	18:24:31.909	Christopher HAASE	1:47.940	1:28.838	10:11.321	18:26:00.747	Christopher HAASE
7 -	18:27:52.241	Christopher HAASE	1:51.494	1:31.421	11:42.742	18:29:23.662	Christopher HAASE
8 -	18:31:15.802	Christopher HAASE	1:52.140	55.628	12:38.370	18:32:11.430	Christopher HAASE
9 -	18:40:51.415	Christopher HAASE	8:39.985	1:31.151	14:09.521	18:42:22.566	Markus WINKELHOCK
10 -	18:45:59.473	Markus WINKELHOCK	3:36.907	4:03.790	18:13.311	18:50:03.263	Christopher MIES
11 -	18:55:36.550	Christopher MIES	5:33.287	9:36.104	27:49.415	19:05:12.654	Christopher HAASE
12 -	19:07:06.164	Christopher HAASE	1:53.510	3:16.724	31:06.139	19:10:22.888	Christopher HAASE
13 -	19:14:16.049	Christopher HAASE	3:53.161	1:31.757	32:37.896	19:15:47.806	Markus WINKELHOCK
14 -	19:21:38.541	Markus WINKELHOCK	5:50.735	1:31.147	34:09.043	19:23:09.688	Christopher MIES
15 -	19:25:06.146	Christopher MIES					

<b>P3</b>	<b>20 Pro</b>	<b>GPX Racing</b>	<b>Porsche 911 GT3 R</b>
D1: Michael CHRISTENSEN	Total Stint: 20 Laps - 42:05.721 (56.35%)		Best Lap: 1:43.162 On Lap 4 @ 157.80 kph
D2: Kevin ESTRE	Total Stint: 7 Laps - 14:25.594 (19.31%)		Best Lap: 1:44.804 On Lap 7 @ 155.32 kph
D3: Richard LIETZ	Total Stint: 8 Laps - 18:10.979 (24.34%)		Best Lap: 1:45.451 On Lap 10 @ 154.37 kph

STOP	IN TIME	DRIVER IN	STINT TIME	STOP TIME	TOTAL STOP TIME	OUT TIME	DRIVER OUT
1 -	18:26:04.066	Michael CHRISTENSEN	8:55.924	3:45.296	3:45.296	18:29:49.362	Kevin ESTRE
2 -	18:35:02.748	Kevin ESTRE	5:13.386	1:10.165	4:55.461	18:36:12.913	Richard LIETZ
3 -	18:41:37.235	Richard LIETZ	5:24.322	1:30.402	6:25.863	18:43:07.637	Michael CHRISTENSEN
4 -	19:09:41.639	Michael CHRISTENSEN	26:34.002	2:50.499	9:16.362	19:12:32.138	Richard LIETZ
5 -	19:22:17.825	Richard LIETZ	9:45.687	1:30.568	10:46.930	19:23:48.393	Kevin ESTRE
-	Finish	Kevin ESTRE	8:02.043				

<b>P4</b>	<b>31 Pro</b>	<b>Frikadelli Racing Team</b>	<b>Porsche 911 GT3 R</b>
D1: Mathieu JAMINET	Total Stint: 9 Laps - 25:02.794 (27.57%)		Best Lap: 1:54.317 On Lap 23 @ 142.40 kph
D2: Dennis OLSEN	Total Stint: 7 Laps - 36:19.150 (39.97%)		Best Lap: 1:44.466 On Lap 17 @ 155.83 kph
D3: Nick TANDY	Total Stint: 12 Laps - 27:58.517 (30.79%)		Best Lap: 1:43.172 On Lap 13 @ 157.78 kph

STOP	IN TIME	DRIVER IN	STINT TIME	STOP TIME	TOTAL STOP TIME	OUT TIME	DRIVER OUT
1 -	18:06:12.803	Nick TANDY	5:37.365	1:36.263	1:36.263	18:07:49.066	Dennis OLSEN
2 -	18:13:32.571	Dennis OLSEN	5:43.505	1:43.168	3:19.431	18:15:15.739	Mathieu JAMINET
3 -	18:21:04.685	Mathieu JAMINET	5:48.946	6:13.027	9:32.458	18:27:17.712	Nick TANDY
4 -	18:37:42.406	Nick TANDY	10:24.694	4:13.046	13:45.504	18:41:55.452	Dennis OLSEN
5 -	18:48:56.476	Dennis OLSEN	7:01.024	21:51.453	35:36.957	19:10:47.929	Mathieu JAMINET
6 -	19:12:46.553	Mathieu JAMINET	1:58.624	1:31.032	37:07.989	19:14:17.585	Mathieu JAMINET
7 -	19:23:56.084	Mathieu JAMINET	9:38.499	1:23.698	38:31.687	19:25:19.782	Nick TANDY
-	Finish	Nick TANDY	6:07.149				

<b>P5</b>	<b>25 Pro</b>	<b>Audi Sport Team WRT</b>	<b>Audi R8 LMS GT3 2019</b>
D1: Dries VANTHOOR	Total Stint: 8 Laps - 20:39.031 (22.94%)		Best Lap: 1:43.284 On Lap 30 @ 157.61 kph
D2: Kelvin VAN DER LINDE	Total Stint: 18 Laps - 38:58.612 (43.3%)		Best Lap: 1:44.091 On Lap 12 @ 156.39 kph
D3: Frederic VERVISCH	Total Stint: 14 Laps - 28:25.110 (31.57%)		Best Lap: 1:44.205 On Lap 26 @ 156.22 kph

STOP	IN TIME	DRIVER IN	STINT TIME	STOP TIME	TOTAL STOP TIME	OUT TIME	DRIVER OUT
1 -	18:06:11.133	Kelvin VAN DER LINDE	5:53.892	1:25.315	1:25.315	18:07:36.448	Frederic VERVISCH

Weather / Track : Showers / Changeable

Kyalami Grand Prix Circuit

Circuit Length = 4.522 km

Start: 18:00 Flag 19:30 End: 19:34

## Kyalami 9 Hours

### FREE PRACTICE - NIGHT SESSION - PIT STOP ANALYSIS

2 -	18:13:14.562	Frederic VERVISCH	5:38.114	1:26.604	2:51.919	18:14:41.166	Dries VANTHOOR
3 -	18:20:27.197	Dries VANTHOOR	5:46.031	1:53.121	4:45.040	18:22:20.318	Kelvin VAN DER LINDE
4 -	18:34:55.463	Kelvin VAN DER LINDE	12:35.145	3:23.302	8:08.342	18:38:18.765	Frederic VERVISCH
5 -	18:57:41.546	Frederic VERVISCH	19:22.781	1:57.611	10:05.953	18:59:39.157	Dries VANTHOOR
6 -	19:08:32.700	Dries VANTHOOR	8:53.543	4:06.336	14:12.289	19:12:39.036	Kelvin VAN DER LINDE
7 -	19:18:27.732	Kelvin VAN DER LINDE	5:48.696	1:57.771	16:10.060	19:20:25.503	Kelvin VAN DER LINDE
-	Finish	Kelvin VAN DER LINDE	9:52.262				

<b>P6 12 Pro</b>		<b>Dinamic Motorsport</b>		<b>Porsche 911 GT3 R</b>			
D1: Laurens VANTHOOR		Total Stint: 18 Laps - 33:00.201 (51.06%)		Best Lap: 1:43.513 On Lap 11 @ 157.26 kph			
D2: Earl BAMBER		Total Stint: 4 Laps - 9:48.184 (15.17%)		Best Lap: 1:54.021 On Lap 34 @ 142.77 kph			
D3: Matt CAMPBELL		Total Stint: 12 Laps - 22:35.718 (34.96%)		Best Lap: 1:43.588 On Lap 29 @ 157.15 kph			

STOP	IN TIME	DRIVER IN	STINT TIME	STOP TIME	TOTAL STOP TIME	OUT TIME	DRIVER OUT
1 -	18:45:35.642	Laurens VANTHOOR	31:33.857	1:26.344	1:26.344	18:47:01.986	Matt CAMPBELL
2 -	19:08:11.544	Matt CAMPBELL	21:09.558	1:26.160	2:52.504	19:09:37.704	Earl BAMBER
3 -	19:11:47.214	Earl BAMBER	2:09.510	1:00.040	3:52.544	19:12:47.254	Earl BAMBER
4 -	19:20:25.928	Earl BAMBER					

<b>P7 34 Pro</b>		<b>Walkenhorst Motorsport</b>		<b>BMW M6 GT3</b>			
D1: Christian KROGNES		Total Stint: 7 Laps - 17:04.982 (23.77%)		Best Lap: 1:57.823 On Lap 29 @ 138.16 kph			
D2: Mikkel JENSEN		Total Stint: 9 Laps - 21:52.422 (30.44%)		Best Lap: 1:43.618 On Lap 24 @ 157.10 kph			
D3: Nicky CATSBURG		Total Stint: 17 Laps - 31:45.800 (44.2%)		Best Lap: 1:43.697 On Lap 4 @ 156.98 kph			

STOP	IN TIME	DRIVER IN	STINT TIME	STOP TIME	TOTAL STOP TIME	OUT TIME	DRIVER OUT
1 -	18:37:33.512	Nicky CATSBURG	19:21.870	2:35.831	2:35.831	18:40:09.343	Nicky CATSBURG
2 -	18:50:40.282	Nicky CATSBURG	10:30.939	1:52.991	4:28.822	18:52:33.273	Mikkel JENSEN
3 -	19:08:26.658	Mikkel JENSEN	15:53.385	5:59.037	10:27.859	19:14:25.695	Christian KROGNES
4 -	19:22:19.251	Christian KROGNES	7:53.556	1:25.693	11:53.552	19:23:44.944	Christian KROGNES
5 -	19:29:42.440	Christian KROGNES	5:57.496	22.661	12:16.213	19:30:05.101	Christian KROGNES

<b>P8 35 Pro</b>		<b>KCMG</b>		<b>Nissan GT-R NISMO GT3</b>			
D1: Joao Paulo de OLIVEIRA		Total Stint: 10 Laps - 19:57.391 (22.19%)		Best Lap: 1:55.218 On Lap 28 @ 141.29 kph			
D2: Katsumasa CHIYO		Total Stint: 12 Laps - 31:10.493 (34.66%)		Best Lap: 1:45.482 On Lap 21 @ 154.33 kph			
D3: Joshua BURDON		Total Stint: 11 Laps - 29:28.190 (32.77%)		Best Lap: 1:43.764 On Lap 16 @ 156.88 kph			

STOP	IN TIME	DRIVER IN	STINT TIME	STOP TIME	TOTAL STOP TIME	OUT TIME	DRIVER OUT
1 -	18:02:35.092	Joshua BURDON	2:04.916	1:29.633	1:29.633	18:04:04.725	Joshua BURDON
2 -	18:06:04.867	Joshua BURDON	2:00.142	4:01.631	5:31.264	18:10:06.498	Katsumasa CHIYO
3 -	18:12:13.932	Katsumasa CHIYO	2:07.434	1:29.997	7:01.261	18:13:43.929	Katsumasa CHIYO
4 -	18:15:37.666	Katsumasa CHIYO	1:53.737	1:29.235	8:30.496	18:17:06.901	Katsumasa CHIYO
5 -	18:19:31.054	Katsumasa CHIYO	2:24.153	1:29.596	10:00.092	18:21:00.650	Joshua BURDON
6 -	18:23:11.563	Joshua BURDON	2:10.913	1:30.520	11:30.612	18:24:42.083	Katsumasa CHIYO
7 -	18:26:40.716	Katsumasa CHIYO	1:58.633	1:46.932	13:17.544	18:28:27.648	Katsumasa CHIYO
8 -	18:30:39.180	Katsumasa CHIYO	2:11.532	1:33.746	14:51.290	18:32:12.926	Katsumasa CHIYO
9 -	18:34:15.000	Katsumasa CHIYO	2:02.074	1:31.010	16:22.300	18:35:46.010	Joshua BURDON
10 -	18:37:50.240	Joshua BURDON	2:04.230	1:30.986	17:53.286	18:39:21.226	Katsumasa CHIYO
11 -	18:41:12.810	Katsumasa CHIYO	1:51.584	1:30.367	19:23.653	18:42:43.177	Katsumasa CHIYO
12 -	18:44:42.592	Katsumasa CHIYO	1:59.415	2:42.704	22:06.357	18:47:25.296	Joshua BURDON
13 -	18:59:56.652	Joshua BURDON	12:31.356	1:33.496	23:39.853	19:01:30.148	Katsumasa CHIYO
14 -	19:08:51.437	Katsumasa CHIYO	7:21.289	1:37.332	25:17.185	19:10:28.769	Joao Paulo de OLIVEIRA
-	Finish	Joao Paulo de OLIVEIRA	19:57.391				

<b>P9 107 Pro</b>		<b>Bentley Team M-Sport</b>		<b>Bentley Continental GT3</b>			
D1: Jules GOUNON		Total Stint: 10 Laps - 19:13.392 (21.19%)		Best Lap: 1:45.972 On Lap 28 @ 153.61 kph			
D2: Maxime SOULET		Total Stint: 9 Laps - 18:37.067 (20.53%)		Best Lap: 1:44.492 On Lap 20 @ 155.79 kph			
D3: Jordan PEPPER		Total Stint: 16 Laps - 29:22.161 (32.38%)		Best Lap: 1:43.858 On Lap 13 @ 156.74 kph			

STOP	IN TIME	DRIVER IN	STINT TIME	STOP TIME	TOTAL STOP TIME	OUT TIME	DRIVER OUT
1 -	18:19:51.624	Jordan PEPPER	19:36.030	5:07.292	5:07.292	18:24:58.916	Jordan PEPPER
2 -	18:33:43.437	Jordan PEPPER	8:44.521	1:01.610	6:08.902	18:34:45.047	Maxime SOULET
3 -	18:52:21.305	Maxime SOULET	17:36.258	1:00.809	7:09.711	18:53:22.114	Jules GOUNON
4 -	19:00:33.375	Jules GOUNON	7:11.261	10:49.304	17:59.015	19:11:22.679	Jules GOUNON
5 -	19:17:16.145	Jules GOUNON	5:53.466	7:32.913	25:31.928	19:24:49.058	Jules GOUNON
-	Finish	Jules GOUNON	6:08.665				

# Kyalami 9 Hours

## FREE PRACTICE - NIGHT SESSION - PIT STOP ANALYSIS

<b>P10</b>	<b>9 Silver</b>	<b>Lechner Racing</b>	<b>Porsche 911 GT3 R</b>				
D1: Saul HACK		Total Stint: 12 Laps - 24:40.689 (35.16%)	Best Lap: 1:46.657 On Lap 18 @ 152.63 kph				
D2: Lars KERN		Total Stint: 1 Laps - 4:04.672 (5.81%)					
D3: Dylan PEREIRA		Total Stint: 12 Laps - 24:34.703 (35.02%)	Best Lap: 1:43.925 On Lap 8 @ 156.64 kph				

STOP	IN TIME	DRIVER IN	STINT TIME	STOP TIME	TOTAL STOP TIME	OUT TIME	DRIVER OUT
1 -	18:15:09.360	Dylan PEREIRA	3:15.413	7:41.012	7:41.012	18:22:50.372	Dylan PEREIRA
2 -	18:40:47.285	Dylan PEREIRA	17:56.913	1:29.273	9:10.285	18:42:16.558	Dylan PEREIRA
3 -	18:44:01.812	Dylan PEREIRA	1:45.254	1:37.123	10:47.408	18:45:38.935	Saul HACK
4 -	18:51:21.868	Saul HACK	5:42.933	7:28.005	18:15.413	18:58:49.873	Saul HACK
5 -	19:08:03.174	Saul HACK	9:13.301	2:09.804	20:25.217	19:10:12.978	Saul HACK
6 -	19:18:25.772	Saul HACK	8:12.794	1:31.661	21:56.878	19:19:57.433	Lars KERN
7 -	19:24:02.105	Lars KERN					

<b>P11</b>	<b>18 Pro</b>	<b>KCMG</b>	<b>Nissan GT-R NISMO GT3</b>				
D1: Alexandre IMPERATORI		Total Stint: 6 Laps - 14:24.645 (15.87%)	Best Lap: 1:58.101 On Lap 36 @ 137.84 kph				
D2: Edoardo LIBERATI		Total Stint: 11 Laps - 28:39.566 (31.56%)	Best Lap: 1:59.143 On Lap 31 @ 136.63 kph				
D3: Oliver JARVIS		Total Stint: 19 Laps - 39:03.537 (43.01%)	Best Lap: 1:44.127 On Lap 27 @ 156.33 kph				

STOP	IN TIME	DRIVER IN	STINT TIME	STOP TIME	TOTAL STOP TIME	OUT TIME	DRIVER OUT
1 -	18:02:10.270	Oliver JARVIS	1:58.850	45.879	45.879	18:02:56.149	Oliver JARVIS
2 -	18:04:53.208	Oliver JARVIS	1:57.059	1:29.854	2:15.733	18:06:23.062	Edoardo LIBERATI
3 -	18:10:48.959	Edoardo LIBERATI	4:25.897	48.526	3:04.259	18:11:37.485	Edoardo LIBERATI
4 -	18:13:41.217	Edoardo LIBERATI	2:03.732	1:30.354	4:34.613	18:15:11.571	Edoardo LIBERATI
5 -	18:17:07.339	Edoardo LIBERATI	1:55.768	48.602	5:23.215	18:17:55.941	Edoardo LIBERATI
6 -	18:19:49.041	Edoardo LIBERATI	1:53.100	1:29.993	6:53.208	18:21:19.034	Oliver JARVIS
7 -	18:23:13.586	Oliver JARVIS	1:54.552	50.922	7:44.130	18:24:04.508	Oliver JARVIS
8 -	18:26:00.865	Oliver JARVIS	1:56.357	1:31.318	9:15.448	18:27:32.183	Edoardo LIBERATI
9 -	18:29:41.270	Edoardo LIBERATI	2:09.087	45.673	10:01.121	18:30:26.943	Edoardo LIBERATI
10 -	18:32:31.188	Edoardo LIBERATI	2:04.245	1:30.709	11:31.830	18:34:01.897	Alexandre IMPERATORI
11 -	18:36:01.900	Alexandre IMPERATORI	2:00.003	46.613	12:18.443	18:36:48.513	Alexandre IMPERATORI
12 -	18:38:49.799	Alexandre IMPERATORI	2:01.286	1:46.967	14:05.410	18:40:36.766	Oliver JARVIS
13 -	19:07:21.135	Oliver JARVIS	26:44.369	1:31.178	15:36.588	19:08:52.313	Edoardo LIBERATI
14 -	19:11:17.427	Edoardo LIBERATI	2:25.114	1:17.482	16:54.070	19:12:34.909	Edoardo LIBERATI
15 -	19:18:38.368	Edoardo LIBERATI	6:03.459	2:38.462	19:32.532	19:21:16.830	Alexandre IMPERATORI
16 -	19:23:44.775	Alexandre IMPERATORI	2:27.945	1:06.614	20:39.146	19:24:51.389	Alexandre IMPERATORI
-	Finish	Alexandre IMPERATOR	6:08.444				

<b>P12</b>	<b>6 Silver</b>	<b>Black Falcon</b>	<b>Mercedes-AMG GT3</b>				
D1: Hubert HAUPT		Total Stint: 9 Laps - 18:00.158 (23.15%)	Best Lap: 1:47.020 On Lap 17 @ 152.11 kph				
D2: Patrick ASSENHEIMER		Total Stint: 9 Laps - 19:14.891 (24.75%)	Best Lap: 1:48.854 On Lap 23 @ 149.55 kph				
D3: Sergei AFANASIEV		Total Stint: 16 Laps - 34:52.217 (44.84%)	Best Lap: 1:44.162 On Lap 8 @ 156.28 kph				

STOP	IN TIME	DRIVER IN	STINT TIME	STOP TIME	TOTAL STOP TIME	OUT TIME	DRIVER OUT
1 -	18:11:32.887	Sergei AFANASIEV	2:09.738	1:26.265	1:26.265	18:12:59.152	Sergei AFANASIEV
2 -	18:29:00.430	Sergei AFANASIEV	16:01.278	2:20.966	3:47.231	18:31:21.396	Hubert HAUPT
3 -	18:47:58.672	Hubert HAUPT	16:37.276	1:22.882	5:10.113	18:49:21.554	Patrick ASSENHEIMER
4 -	18:58:41.340	Patrick ASSENHEIMER	9:19.786	1:17.883	6:27.996	18:59:59.223	Patrick ASSENHEIMER
5 -	19:01:46.386	Patrick ASSENHEIMER	1:47.163	22.838	6:50.834	19:02:09.224	Patrick ASSENHEIMER
6 -	19:04:01.974	Patrick ASSENHEIMER	1:52.750	1:29.850	8:20.684	19:05:31.824	Patrick ASSENHEIMER
7 -	19:09:29.721	Patrick ASSENHEIMER	3:57.897	2:17.295	10:37.979	19:11:47.016	Sergei AFANASIEV
8 -	19:22:01.544	Sergei AFANASIEV	10:14.528	1:34.482	12:12.461	19:23:36.026	Sergei AFANASIEV
9 -	19:25:40.877	Sergei AFANASIEV	2:04.851	1:29.995	13:42.456	19:27:10.872	Sergei AFANASIEV
10 -	19:29:11.728	Sergei AFANASIEV					

<b>P13</b>	<b>30 Pro</b>	<b>Honda Team Motul</b>	<b>Honda NSX GT3 2019</b>				
D1: Marco BONANOMI		Total Stint: 15 Laps - 28:10.342 (30.79%)	Best Lap: 1:45.109 On Lap 17 @ 154.87 kph				
D2: Bertrand BAGUETTE		Total Stint: 11 Laps - 20:58.249 (22.92%)	Best Lap: 1:44.731 On Lap 32 @ 155.43 kph				
D3: Dane CAMERON		Total Stint: 14 Laps - 30:40.863 (33.53%)	Best Lap: 1:44.264 On Lap 13 @ 156.13 kph				

STOP	IN TIME	DRIVER IN	STINT TIME	STOP TIME	TOTAL STOP TIME	OUT TIME	DRIVER OUT
1 -	18:27:13.587	Dane CAMERON	29:13.628	3:34.987	3:34.987	18:30:48.574	Marco BONANOMI
2 -	18:57:28.574	Marco BONANOMI	26:40.000	1:30.342	5:05.329	18:58:58.916	Bertrand BAGUETTE
3 -	19:09:53.939	Bertrand BAGUETTE	10:55.023	9:20.233	14:25.562	19:19:14.172	Bertrand BAGUETTE
4 -	19:25:10.960	Bertrand BAGUETTE	5:56.788	2:20.935	16:46.497	19:27:31.895	Bertrand BAGUETTE
-	Finish	Bertrand BAGUETTE	4:06.438				

Weather / Track : Showers / Changeable

Kyalami Grand Prix Circuit

Circuit Length = 4.522 km

Start: 18:00 Flag 19:30 End: 19:34

# Kyalami 9 Hours

## FREE PRACTICE - NIGHT SESSION - PIT STOP ANALYSIS

<b>P14 10 Pro</b>	<b>Mercedes-AMG Team SPS Automotive F</b>	<b>Mercedes-AMG GT3</b>
D1: Yelmer BUURMAN	Total Stint: 9 Laps - 19:23.922 (21.17%)	Best Lap: 1:44.811 On Lap 16 @ 155.31 kph
D2: Luca STOLZ	Total Stint: 13 Laps - 24:26.606 (26.68%)	Best Lap: 1:44.450 On Lap 29 @ 155.85 kph
D3: Maximilian GOETZ	Total Stint: 13 Laps - 30:08.160 (32.89%)	Best Lap: 1:45.920 On Lap 6 @ 153.69 kph

STOP	IN TIME	DRIVER IN	STINT TIME	STOP TIME	TOTAL STOP TIME	OUT TIME	DRIVER OUT
1 -	18:15:01.239	Maximilian GOETZ	14:41.557	5:17.078	5:17.078	18:20:18.317	Yelmer BUURMAN
2 -	18:36:08.079	Yelmer BUURMAN	15:49.762	3:34.160	8:51.238	18:39:42.239	Luca STOLZ
3 -	18:54:00.690	Luca STOLZ	14:18.451	1:25.199	10:16.437	18:55:25.889	Luca STOLZ
4 -	19:04:08.241	Luca STOLZ	8:42.352	1:25.803	11:42.240	19:05:34.044	Maximilian GOETZ
5 -	19:09:25.896	Maximilian GOETZ	3:51.852	16:13.805	27:56.045	19:25:39.701	Maximilian GOETZ
-	Finish	Maximilian GOETZ	6:17.673				

<b>P15 108 Pro</b>	<b>Bentley Team M-Sport</b>	<b>Bentley Continental GT3</b>
D1: Rodrigo BAPTISTA	Total Stint: 9 Laps - 42:04.087 (46.75%)	Best Lap: 1:44.783 On Lap 20 @ 155.36 kph
D2: Andy SOUCEK	Total Stint: 8 Laps - 19:42.293 (21.9%)	Best Lap: 1:44.611 On Lap 11 @ 155.61 kph
D3: Steven KANE	Total Stint: 11 Laps - 26:42.174 (29.67%)	Best Lap: 1:45.118 On Lap 7 @ 154.86 kph

STOP	IN TIME	DRIVER IN	STINT TIME	STOP TIME	TOTAL STOP TIME	OUT TIME	DRIVER OUT
1 -	18:02:25.075	Steven KANE	1:58.690	1:30.861	1:30.861	18:03:55.936	Steven KANE
2 -	18:16:40.337	Steven KANE	12:44.401	2:40.895	4:11.756	18:19:21.232	Andy SOUCEK
3 -	18:31:51.210	Andy SOUCEK	12:29.978	1:18.370	5:30.126	18:33:09.580	Rodrigo BAPTISTA
4 -	18:45:50.238	Rodrigo BAPTISTA	12:40.658	24:50.357	30:20.483	19:10:40.595	Steven KANE
5 -	19:16:46.104	Steven KANE	6:05.509	3:12.679	33:33.162	19:19:58.783	Andy SOUCEK
6 -	19:21:56.192	Andy SOUCEK	1:57.409	3:56.536	37:29.698	19:25:52.728	Rodrigo BAPTISTA
-	Finish	Rodrigo BAPTISTA	4:33.072				

<b>P16 76 Pro</b>	<b>R-Motorsport</b>	<b>Aston Martin Vantage AMR GT3</b>
D1: Maxime MARTIN	Total Stint: 16 Laps - 32:50.463 (41.57%)	Best Lap: 1:44.754 On Lap 27 @ 155.40 kph
D2: Enaam AHMED	Total Stint: 8 Laps - 21:41.662 (27.46%)	Best Lap: 1:47.421 On Lap 15 @ 151.54 kph
D3: Jake DENNIS	Total Stint: 8 Laps - 18:34.035 (23.5%)	Best Lap: 1:44.736 On Lap 10 @ 155.43 kph

STOP	IN TIME	DRIVER IN	STINT TIME	STOP TIME	TOTAL STOP TIME	OUT TIME	DRIVER OUT
1 -	18:08:17.235	Enaam AHMED	8:08.578	1:44.747	1:44.747	18:10:01.982	Maxime MARTIN
2 -	18:17:28.407	Maxime MARTIN	7:26.425	1:30.138	3:14.885	18:18:58.545	Jake DENNIS
3 -	18:26:09.466	Jake DENNIS	7:10.921	1:24.427	4:39.312	18:27:33.893	Enaam AHMED
4 -	18:36:56.273	Enaam AHMED	9:22.380	2:25.957	7:05.269	18:39:22.230	Maxime MARTIN
5 -	18:46:28.928	Maxime MARTIN	7:06.698	3:22.369	10:27.638	18:49:51.297	Maxime MARTIN
6 -	18:55:18.299	Maxime MARTIN	5:27.002	1:53.725	12:21.363	18:57:12.024	Maxime MARTIN
7 -	19:00:44.432	Maxime MARTIN	3:32.408	1:44.382	14:05.745	19:02:28.814	Maxime MARTIN
8 -	19:07:46.715	Maxime MARTIN	5:17.901	2:29.891	16:35.636	19:10:16.606	Jake DENNIS
9 -	19:18:10.383	Jake DENNIS	7:53.777	1:00.056	17:35.692	19:19:10.439	Jake DENNIS
10 -	19:21:15.349	Jake DENNIS					

<b>P17 62 Pro</b>	<b>R-Motorsport</b>	<b>Aston Martin Vantage AMR GT3</b>
D1: Ricky COLLARD	Total Stint: 5 Laps - 16:12.010 (20.08%)	Best Lap: 2:06.967 On Lap 2 @ 128.21 kph
D2: Hugo de SADELEER	Total Stint: 16 Laps - 35:55.578 (44.54%)	Best Lap: 1:44.789 On Lap 15 @ 155.35 kph
D3: Marvin KIRCHHOEFER	Total Stint: 9 Laps - 20:03.326 (24.86%)	Best Lap: 1:45.841 On Lap 26 @ 153.80 kph

STOP	IN TIME	DRIVER IN	STINT TIME	STOP TIME	TOTAL STOP TIME	OUT TIME	DRIVER OUT
1 -	18:06:37.633	Ricky COLLARD	6:23.197	1:15.104	1:15.104	18:07:52.737	Hugo de SADELEER
2 -	18:13:52.944	Hugo de SADELEER	6:00.207	1:29.759	2:44.863	18:15:22.703	Marvin KIRCHHOEFER
3 -	18:21:28.705	Marvin KIRCHHOEFER	6:06.002	1:30.655	4:15.518	18:22:59.360	Hugo de SADELEER
4 -	18:46:47.770	Hugo de SADELEER	23:48.410	2:25.243	6:40.761	18:49:13.013	Ricky COLLARD
5 -	18:51:20.488	Ricky COLLARD	2:07.475	5:21.787	12:02.548	18:56:42.275	Ricky COLLARD
6 -	18:58:36.755	Ricky COLLARD	1:54.480	4:31.754	16:34.302	19:03:08.509	Marvin KIRCHHOEFER
7 -	19:08:42.721	Marvin KIRCHHOEFER	5:34.212	3:34.523	20:08.825	19:12:17.244	Marvin KIRCHHOEFER
8 -	19:14:22.678	Marvin KIRCHHOEFER	2:05.434	1:46.071	21:54.896	19:16:08.749	Marvin KIRCHHOEFER
9 -	19:19:56.771	Marvin KIRCHHOEFER	3:48.022	59.001	22:53.897	19:20:55.772	Hugo de SADELEER
10 -	19:23:07.731	Hugo de SADELEER					

<b>P18 22 Silver</b>	<b>WTM Racing powered by Rinaldi</b>	<b>Ferrari 488 GT3</b>
D1: Leonard WEISS	Total Stint: 5 Laps - 15:48.667 (22.35%)	Best Lap: 1:52.326 On Lap 12 @ 144.92 kph
D2: Jochen KRUMBACH	Total Stint: 12 Laps - 29:56.654 (42.32%)	Best Lap: 1:46.667 On Lap 6 @ 152.61 kph
D3: David PEREL	Total Stint: 10 Laps - 20:32.639 (29.03%)	Best Lap: 1:45.495 On Lap 20 @ 154.31 kph

STOP	IN TIME	DRIVER IN	STINT TIME	STOP TIME	TOTAL STOP TIME	OUT TIME	DRIVER OUT
1 -	18:25:58.898	Jochen KRUMBACH	14:56.330	3:31.505	3:31.505	18:29:30.403	Leonard WEISS

Weather / Track : Showers / Changeable

Kyalami Grand Prix Circuit

Circuit Length = 4.522 km

Start: 18:00 Flag 19:30 End: 19:34

# Kyalami 9 Hours

## FREE PRACTICE - NIGHT SESSION - PIT STOP ANALYSIS

2 -	18:39:09.166	Leonard WEISS	9:38.763	4:04.963	7:36.468	18:43:14.129	David PEREL
3 -	18:48:43.446	David PEREL	5:29.317	3:31.204	11:07.672	18:52:14.650	David PEREL
4 -	19:01:08.032	David PEREL	8:53.382	1:30.346	12:38.018	19:02:38.378	David PEREL
5 -	19:06:09.421	David PEREL	3:31.043	2:38.897	15:16.915	19:08:48.318	Jochen KRUMBACH
6 -	19:11:18.847	Jochen KRUMBACH	2:30.529	1:32.407	16:49.322	19:12:51.254	Jochen KRUMBACH
7 -	19:18:59.548	Jochen KRUMBACH	6:08.294	2:49.996	19:39.318	19:21:49.544	Leonard WEISS
8 -	19:23:54.485	Leonard WEISS					

<b>P19 36 Am</b>		<b>Walkenhorst Motorsport</b>		<b>BMW M6 GT3</b>			
D1: Henry WALKENHORST		Total Stint: 9 Laps	- 18:55.215 (23.34%)	Best Lap: 1:49.715 On Lap 17 @ 148.37 kph			
D2: Michael Von ROOYEN		Total Stint: 17 Laps	- 38:47.348 (47.85%)	Best Lap: 1:47.249 On Lap 7 @ 151.78 kph			
D3: Gennaro BONAFEDE		Total Stint: 10 Laps	- 20:46.719 (25.63%)	Best Lap: 1:45.968 On Lap 27 @ 153.62 kph			

STOP	IN TIME	DRIVER IN	STINT TIME	STOP TIME	TOTAL STOP TIME	OUT TIME	DRIVER OUT
1 -	18:23:54.711	Michael Von ROOYEN	16:51.960	3:14.302	3:14.302	18:27:09.013	Henry WALKENHORST
2 -	18:44:09.597	Henry WALKENHORST	17:00.584	1:54.631	5:08.933	18:46:04.228	Gennaro BONAFEDE
3 -	19:04:00.240	Gennaro BONAFEDE	17:56.012	2:50.707	7:59.640	19:06:50.947	Michael Von ROOYEN
4 -	19:11:16.193	Michael Von ROOYEN	4:25.246	4:32.799	12:32.439	19:15:48.992	Michael Von ROOYEN
5 -	19:30:04.832	Michael Von ROOYEN					

<b>P20 17 Nat</b>		<b>Pablo Clark Racing</b>		<b>Ferrari 458 Italia GT3</b>			
D1: Kishoor PITAMBER		Total Stint: 9 Laps	- 25:43.795 (32.93%)	Best Lap: 2:02.279 On Lap 6 @ 133.13 kph			
D2: Leonard Charles THOMPSON		Total Stint: 11 Laps	- 24:11.028 (30.96%)	Best Lap: 1:46.628 On Lap 16 @ 152.67 kph			
D3: Michael STEPHEN		Total Stint: 9 Laps	- 20:26.836 (26.17%)	Best Lap: 1:48.396 On Lap 25 @ 150.18 kph			

STOP	IN TIME	DRIVER IN	STINT TIME	STOP TIME	TOTAL STOP TIME	OUT TIME	DRIVER OUT
1 -	18:10:05.561	Kishoor PITAMBER	8:57.688	2:18.924	2:18.924	18:12:24.485	Kishoor PITAMBER
2 -	18:22:45.803	Kishoor PITAMBER	10:21.318	6:24.789	8:43.713	18:29:10.592	Leonard Charles THOMPSON
3 -	18:44:10.752	Leonard Charles THOMPSON	15:00.160	1:50.985	10:34.698	18:46:01.737	Leonard Charles THOMPSON
4 -	18:51:40.274	Leonard Charles THOMPSON	5:38.537	3:32.331	14:07.029	18:55:12.605	Michael STEPHEN
5 -	19:06:51.201	Michael STEPHEN	11:38.596	4:21.431	18:28.460	19:11:12.632	Michael STEPHEN
6 -	19:17:32.771	Michael STEPHEN	6:20.139	1:44.127	20:12.587	19:19:16.898	Michael STEPHEN
7 -	19:21:44.999	Michael STEPHEN					

<b>P21 188 ProAm</b>		<b>Garage 59</b>		<b>Aston Martin Vantage AMR GT3</b>			
D1: Alex WEST		Total Stint: 20 Laps	- 38:44.869 (43.8%)	Best Lap: 1:48.420 On Lap 8 @ 150.14 kph			
D2: Chris GOODWIN		Total Stint: 11 Laps	- 21:51.411 (24.71%)	Best Lap: 1:49.620 On Lap 29 @ 148.50 kph			
D3: Côme LEDOGAR		Total Stint: 5 Laps	- 12:10.201 (13.76%)	Best Lap: 1:46.965 On Lap 33 @ 152.19 kph			

STOP	IN TIME	DRIVER IN	STINT TIME	STOP TIME	TOTAL STOP TIME	OUT TIME	DRIVER OUT
1 -	18:38:40.668	Alex WEST	37:13.449	1:31.420	1:31.420	18:40:12.088	Chris GOODWIN
2 -	18:51:23.739	Chris GOODWIN	11:11.651	55.726	2:27.146	18:52:19.465	Chris GOODWIN
3 -	19:01:27.510	Chris GOODWIN	9:08.045	1:31.715	3:58.861	19:02:59.225	Côme LEDOGAR
4 -	19:08:23.554	Côme LEDOGAR	5:24.329	16:40.200	20:39.061	19:25:03.754	Côme LEDOGAR
5 -	19:31:49.626	Côme LEDOGAR					

<b>P22 43 ProAm</b>		<b>Strakka Racing</b>		<b>Mercedes-AMG GT3</b>			
D1: Christina NIELSEN		Total Stint: 15 Laps	- 42:30.428 (50.99%)	Best Lap: 1:48.323 On Lap 14 @ 150.28 kph			
D2: Adrian Henry D'SILVA		Total Stint: 6 Laps	- 15:48.213 (18.96%)				
D3: Dominik BAUMANN		Total Stint: 0 Laps					

STOP	IN TIME	DRIVER IN	STINT TIME	STOP TIME	TOTAL STOP TIME	OUT TIME	DRIVER OUT
1 -	18:08:05.634	Christina NIELSEN	6:51.951	1:32.712	1:32.712	18:09:38.346	Christina NIELSEN
2 -	18:15:56.989	Christina NIELSEN	6:18.643	8:30.263	10:02.975	18:24:27.252	Christina NIELSEN
3 -	18:30:26.181	Christina NIELSEN	5:58.929	5:22.853	15:25.828	18:35:49.034	Christina NIELSEN
4 -	18:47:12.936	Christina NIELSEN	11:23.902	11:57.003	27:22.831	18:59:09.939	Adrian Henry D'SILVA
5 -	19:03:29.341	Adrian Henry D'SILVA	4:19.402	5:56.218	33:19.049	19:09:25.559	Adrian Henry D'SILVA
6 -	19:11:55.140	Adrian Henry D'SILVA	2:29.581	1:29.811	34:48.860	19:13:24.951	Adrian Henry D'SILVA
7 -	19:15:33.278	Adrian Henry D'SILVA	2:08.327	1:29.893	36:18.753	19:17:03.171	Adrian Henry D'SILVA
8 -	19:19:05.356	Adrian Henry D'SILVA	2:02.185	1:36.405	37:55.158	19:20:41.761	Adrian Henry D'SILVA
9 -	19:23:03.780	Adrian Henry D'SILVA	2:22.019	1:33.532	39:28.690	19:24:37.312	Adrian Henry D'SILVA
10 -	19:27:04.011	Adrian Henry D'SILVA					



# Kyalami 9 Hours

## FREE PRACTICE - NIGHT SESSION - PIT STOP ANALYSIS

<b>P23 40 Am</b>	<b>SPS Automotive Performance</b>	<b>Mercedes-AMG GT3</b>
D1: Valentin PIERBURG	Total Stint: 9 Laps - 22:42.379 (35.11%)	Best Lap: 1:50.486 On Lap 6 @ 147.34 kph
D2: Tim Torsten MÜLLER	Total Stint: 4 Laps - 18:53.812 (29.22%)	Best Lap: 1:51.357 On Lap 10 @ 146.18 kph
D3: Miguel RAMOS	Total Stint: 6 Laps - 21:41.215 (33.53%)	Best Lap: 2:03.271 On Lap 13 @ 132.06 kph

STOP	IN TIME	DRIVER IN	STINT TIME	STOP TIME	TOTAL STOP TIME	OUT TIME	DRIVER OUT
1 -	18:04:08.010	Miguel RAMOS	2:20.021	1:57.472	1:57.472	18:06:05.482	Miguel RAMOS
2 -	18:08:14.002	Miguel RAMOS	2:08.520	3:51.907	5:49.379	18:12:05.909	Valentin PIERBURG
3 -	18:21:42.661	Valentin PIERBURG	9:36.752	2:20.045	8:09.424	18:24:02.706	Tim Torsten MÜLLER
4 -	18:31:26.230	Tim Torsten MÜLLER	7:23.524	11:30.288	19:39.712	18:42:56.518	Miguel RAMOS
5 -	18:51:13.209	Miguel RAMOS	8:16.691	5:04.076	24:43.788	18:56:17.285	Valentin PIERBURG
6 -	19:00:19.229	Valentin PIERBURG	4:01.944	1:40.257	26:24.045	19:01:59.486	Valentin PIERBURG
7 -	19:03:51.927	Valentin PIERBURG	1:52.441	22.430	26:46.475	19:04:14.357	Valentin PIERBURG
8 -	19:06:08.166	Valentin PIERBURG	1:53.809	22.247	27:08.722	19:06:30.413	Valentin PIERBURG
9 -	19:09:27.801	Valentin PIERBURG					

<b>P24 44 Pro</b>	<b>Mercedes-AMG Team Strakka Racing</b>	<b>Mercedes-AMG GT3</b>
D1: Gary PAFFETT	Total Stint: 10 Laps - 24:46.754 (29.08%)	Best Lap: 1:58.024 On Lap 18 @ 137.93 kph
D2: Lewis WILLIAMSON	Total Stint: 5 Laps - 19:06.121 (22.42%)	Best Lap: 1:54.470 On Lap 5 @ 142.21 kph
D3: Tristan VAUTIER	Total Stint: 10 Laps - 36:27.023 (42.78%)	Best Lap: 1:58.057 On Lap 24 @ 137.89 kph

STOP	IN TIME	DRIVER IN	STINT TIME	STOP TIME	TOTAL STOP TIME	OUT TIME	DRIVER OUT
1 -	18:11:57.453	Gary PAFFETT	6:38.850	1:29.443	1:29.443	18:13:26.896	Lewis WILLIAMSON
2 -	18:19:28.362	Lewis WILLIAMSON	6:01.466	1:29.219	2:58.662	18:20:57.581	Tristan VAUTIER
3 -	18:27:20.008	Tristan VAUTIER	6:22.427	13:01.966	16:00.628	18:40:21.974	Gary PAFFETT
4 -	18:42:19.791	Gary PAFFETT	1:57.817	1:30.019	17:30.647	18:43:49.810	Gary PAFFETT
5 -	18:45:49.098	Gary PAFFETT	1:59.288	1:30.126	19:00.773	18:47:19.224	Gary PAFFETT
6 -	18:49:11.905	Gary PAFFETT	1:52.681	1:30.125	20:30.898	18:50:42.030	Tristan VAUTIER
7 -	18:52:46.512	Tristan VAUTIER	2:04.482	22.496	20:53.394	18:53:09.008	Tristan VAUTIER
8 -	18:55:20.454	Tristan VAUTIER	2:11.446	2:37.003	23:30.397	18:57:57.457	Lewis WILLIAMSON
9 -	18:59:52.297	Lewis WILLIAMSON	1:54.840	1:30.196	25:00.593	19:01:22.493	Lewis WILLIAMSON
10 -	19:03:25.797	Lewis WILLIAMSON	2:03.304	7:37.292	32:37.885	19:11:03.089	Gary PAFFETT
11 -	19:18:51.644	Gary PAFFETT	7:48.555	1:29.995	34:07.880	19:20:21.639	Tristan VAUTIER
-	Finish	Tristan VAUTIER	10:09.699				

<b>P25 911 Pro</b>	<b>KUS Team 75 Bernhard</b>	<b>Porsche 911 GT3 R</b>
D1: Romain DUMAS	Total Stint: 7 Laps - 21:50.791 (24.3%)	Best Lap: 1:56.206 On Lap 4 @ 140.08 kph
D2: Dirk WERNER	Total Stint: 8 Laps - 48:34.384 (54.02%)	Best Lap: 1:55.589 On Lap 1 @ 140.83 kph
D3: Sven MUELLER	Total Stint: 8 Laps - 22:04.232 (24.55%)	Best Lap: 2:00.139 On Lap 8 @ 135.50 kph

STOP	IN TIME	DRIVER IN	STINT TIME	STOP TIME	TOTAL STOP TIME	OUT TIME	DRIVER OUT
1 -	18:05:57.412	Dirk WERNER	7:58.452	1:32.940	1:32.940	18:07:30.352	Romain DUMAS
2 -	18:15:22.737	Romain DUMAS	7:52.385	1:58.659	3:31.599	18:17:21.396	Sven MUELLER
3 -	18:23:22.569	Sven MUELLER	6:01.173	1:30.893	5:02.492	18:24:53.462	Dirk WERNER
4 -	18:26:51.589	Dirk WERNER	1:58.127	1:30.408	6:32.900	18:28:21.997	Romain DUMAS
5 -	18:30:19.959	Romain DUMAS	1:57.962	1:31.697	8:04.597	18:31:51.656	Sven MUELLER
6 -	18:33:47.574	Sven MUELLER	1:55.918	1:30.712	9:35.309	18:35:18.286	Dirk WERNER
7 -	18:37:15.416	Dirk WERNER	1:57.130	1:30.491	11:05.800	18:38:45.907	Romain DUMAS
8 -	18:40:48.510	Romain DUMAS	2:02.603	1:29.603	12:35.403	18:42:18.113	Sven MUELLER
9 -	18:44:13.064	Sven MUELLER	1:54.951	1:29.822	14:05.225	18:45:42.886	Dirk WERNER
10 -	18:47:38.547	Dirk WERNER	1:55.661	24:35.833	38:41.058	19:12:14.380	Sven MUELLER
11 -	19:18:22.823	Sven MUELLER	6:08.443	1:32.320	40:13.378	19:19:55.143	Dirk WERNER
12 -	19:26:05.710	Dirk WERNER	6:10.567	1:31.444	41:44.822	19:27:37.154	Romain DUMAS
13 -	19:32:35.036	Romain DUMAS					

<b>P26 09 Am</b>	<b>Team Perfect Circle</b>	<b>Porsche 997 GT3 R</b>
D1: Franco SCRIBANTE	Total Stint: 7 Laps - 21:45.282 (27.42%)	Best Lap: 2:08.871 On Lap 2 @ 126.32 kph
D2: Silvio SCRIBANTE	Total Stint: 7 Laps - 25:25.886 (32.05%)	Best Lap: 2:08.517 On Lap 18 @ 126.66 kph
D3: Andre BEZUIDENHOUT	Total Stint: 9 Laps - 26:27.533 (33.35%)	Best Lap: 2:04.267 On Lap 13 @ 131.00 kph

STOP	IN TIME	DRIVER IN	STINT TIME	STOP TIME	TOTAL STOP TIME	OUT TIME	DRIVER OUT
1 -	18:08:10.554	Franco SCRIBANTE	6:46.589	3:19.376	3:19.376	18:11:29.930	Silvio SCRIBANTE
2 -	18:18:14.666	Silvio SCRIBANTE	6:44.736	3:28.507	6:47.883	18:21:43.173	Andre BEZUIDENHOUT
3 -	18:32:29.040	Andre BEZUIDENHOUT	10:45.867	4:49.783	11:37.666	18:37:18.823	Andre BEZUIDENHOUT
4 -	18:48:02.736	Andre BEZUIDENHOUT	10:43.913	4:57.753	16:35.419	18:53:00.489	Silvio SCRIBANTE
5 -	19:01:56.162	Silvio SCRIBANTE	8:55.673	6:16.970	22:52.389	19:08:13.132	Franco SCRIBANTE
6 -	19:15:13.272	Franco SCRIBANTE	7:00.140	3:08.494	26:00.883	19:18:21.766	Franco SCRIBANTE

Weather / Track : Showers / Changeable

Kyalami Grand Prix Circuit

Circuit Length = 4.522 km

Start: 18:00 Flag 19:30 End: 19:34

# Kyalami 9 Hours

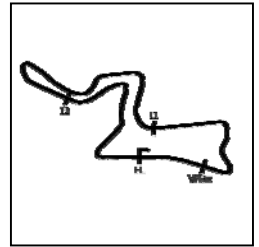
## FREE PRACTICE - NIGHT SESSION - PIT STOP ANALYSIS

7 - 19:23:00.943 Franco SCRIBANTE

<b>P27</b>	<b>13 Nat</b>	<b>Stradale Motorsport</b>	<b>Lamborghini Huracan GT3 2019</b>				
D1: Charl ARANGIES		Total Stint: 5 Laps - 10:41.816 (86.58%)	Best Lap: 2:04.397 On Lap 5 @ 130.86 kph				
D2: Craig JARVIS		Total Stint: 0 Laps					
D3: Dawie JOUBERT		Total Stint: 0 Laps					
STOP	IN TIME	DRIVER IN	STINT TIME	STOP TIME	TOTAL STOP TIME	OUT TIME	DRIVER OUT
1 -	19:21:10.615	Charl ARANGIES	2:15.385	36.671	36.671	19:21:47.286	Charl ARANGIES
2 -	19:23:51.562	Charl ARANGIES	2:04.276	1:02.817	1:39.488	19:24:54.379	Charl ARANGIES
-	Finish	Charl ARANGIES	6:22.155				

# Kyalami 9 Hours

## FREE PRACTICE - NIGHT SESSION - SECTOR ANALYSIS



SECTOR 1 = FL to I1, SECTOR 2 = I1 to I2 SECTOR 3 = I2 to I3, SECTOR 4 = I3 to FL, DIFF = Difference To Personal Best Lap, P = Crossed Finish Line in Pit Lane, D = Time Disallowed

P1 42 Pro		BMW Team Schnitzer			BMW M6 GT3				
IDEAL LAP TIME : 1:42.885		BEST LAP TIME : 1:42.942			DIFFERENCE : 0.057				
D1: Martin TOMCZYK		D2: Sheldon VAN DER LINDE			D3: Augusto FARFUS				
LAP	SECTOR 1	SECTOR 2	SECTOR 3	SPEED TRAP	LAP TIME	KPH	DIFF	TIME OF DAY	
1 - D2	OUTLAP	45.138	31.670	173.0	182.1	2:00.243	135.38	17.301	18:28:15.744
2 - D2	33.166	41.758	29.938	175.8	235.2	1:44.862	155.24	1.920	18:30:00.606
3 - D2	32.369	<b>40.976</b>	<b>29.597</b>	<b>177.0</b>	237.8	<b>1:42.942 (1)</b>	<b>158.13</b>		<b>18:31:43.548</b>
4 - D2	33.504	42.374	31.008	177.0	240.0	1:46.886	152.30	3.944	18:33:30.434
5 - D2	<b>32.312</b>	41.128	29.617	176.1	<b>240.5</b>	1:43.057 <b>(2)</b>	157.96	0.115	18:35:13.491
6 - D2	32.465	41.241	IN PIT		<b>240.5</b>	3:11.105 <b>P</b>	85.18	1:28.163	18:38:24.596
7 - D1	OUTLAP	42.659	30.711	173.9	206.8	1:53.825	143.01	10.883	18:40:18.421
8 - D1	33.914	42.116	30.279	174.4	235.2	1:46.309	153.13	3.367	18:42:04.730
9 - D1	33.173	41.877	30.169	174.1	236.8	1:45.219	154.71	2.277	18:43:49.949
10 - D1	32.906	41.921	30.001	173.6	235.8	1:44.828	155.29	1.886	18:45:34.777
11 - D1	32.882	42.715	31.001	173.3	235.2	1:46.598	152.71	3.656	18:47:21.375
12 - D1	33.317	42.757	30.266	172.2	233.7	1:46.340	153.08	3.398	18:49:07.715
13 - D1	33.178	42.203	30.487	173.0	234.2	1:45.868	153.76	2.926	18:50:53.583
14 - D1	33.048	42.095	30.206	173.9	234.7	1:45.349	154.52	2.407	18:52:38.932
15 - D1	33.024	41.822	29.904	173.0	234.7	1:44.750 <b>(3)</b>	155.41	1.808	18:54:23.682
16 - D1	33.009	42.064	30.041	173.3	235.2	1:45.114	154.87	2.172	18:56:08.796
17 - D1	32.963	42.342	30.073	173.6	235.2	1:45.378	154.48	2.436	18:57:54.174
18 - D1	33.031	42.626	IN PIT		236.3	3:05.986 <b>P</b>	87.52	1:23.044	19:01:00.160
19 - D3	OUTLAP	43.047	30.970	172.8	179.1	1:55.800	140.58	12.858	19:02:55.960
20 - D3	33.101	42.039	30.090	173.9	236.8	1:45.230	154.70	2.288	19:04:41.190
21 - D3	32.863	41.701	30.227	173.6	236.8	1:44.791	155.34	1.849	19:06:25.981
22 - D3	33.100	43.850	33.208	172.2	237.3	1:50.158	147.78	7.216	19:08:16.139
23 - D3	37.164	50.828	37.086	170.3	210.9	2:05.078	130.15	22.136	19:10:21.217
24 - D3	39.462	52.630	IN PIT		187.8	3:28.846 <b>P</b>	77.94	1:45.904	19:13:50.063
25 - D3	OUTLAP	48.986	34.662	170.6	190.8	2:08.382	126.80	25.440	19:15:58.445
26 - D3	36.917	47.015	33.858	170.3	212.5	1:57.790	138.20	14.848	19:17:56.235
27 - D3	36.102	46.047	33.271	168.7	230.2	1:55.420	141.04	12.478	19:19:51.655
28 - D3	35.845	46.266	33.562	170.3	233.7	1:55.673	140.73	12.731	19:21:47.328
29 - D3	36.169	47.329	35.279	171.1	229.2	1:58.777	137.05	15.835	19:23:46.105

Weather / Track : Showers / Changeable

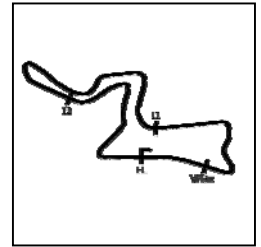
Kyalami Grand Prix Circuit

Circuit Length = 4.522 km

Start: 18:00 Flag 19:30 End: 19:34

# Kyalami 9 Hours

## FREE PRACTICE - NIGHT SESSION - SECTOR ANALYSIS



SECTOR 1 = FL to I1, SECTOR 2 = I1 to I2 SECTOR 3 = I2 to I3, SECTOR 4 = I3 to FL, DIFF = Difference To Personal Best Lap, P = Crossed Finish Line in Pit Lane, D = Time Disallowed

P2 29 Pro		Audi Sport Team Land		Audi R8 LMS GT3 2019						
IDEAL LAP TIME : 1:42.895		BEST LAP TIME : 1:43.123		DIFFERENCE : 0.228						
D1: Markus WINKELHOCK		D2: Christopher MIES		D3: Christopher HAASE						
LAP	SECTOR 1	SECTOR 2	SECTOR 3	SPEED TRAP	LAP TIME	KPH	DIFF	TIME OF DAY		
1 - D3	OUTLAP	46.097	34.148	166.4	191.1	2:03.509	131.80	20.386	18:02:57.045	
2 - D3	34.953	44.920	IN PIT	225.4	3:09.206	P 86.03	1:26.083	18:06:06.251		
3 - D1	OUTLAP	47.577	IN PIT	166.6	3:20.112	P 81.35	1:36.989	18:09:26.363		
4 - D2	OUTLAP	44.911	32.389	165.8	142.1	2:01.027	134.50	17.904	18:11:27.390	
5 - D2	34.557	44.544	IN PIT	227.3	4:22.305	P 62.06	2:39.182	18:15:49.695		
6 - D3	OUTLAP	45.755	IN PIT	201.8	3:18.864	P 81.86	1:35.741	18:19:08.559		
7 - D3	OUTLAP	46.347	IN PIT	202.2	3:33.803	P 76.14	1:50.680	18:22:42.362		
8 - D3	OUTLAP	45.400	IN PIT	202.2	3:16.776	P 82.72	1:33.653	18:25:59.138		
9 - D3	OUTLAP	46.056	IN PIT	203.0	3:22.922	P 80.22	1:39.799	18:29:22.060		
10 - D3	OUTLAP	46.414	IN PIT	203.0	2:47.766	P 97.03	1:04.643	18:32:09.826		
11 - D3	OUTLAP	43.190	30.237	171.4	203.3	1:53.248	143.74	10.125	18:34:03.074	
12 - D3	33.032	41.370	29.621	171.9	231.7	1:44.023	(2) 156.49	0.900	18:35:47.097	
13 - D3	32.686	40.994	29.443	171.4	232.7	1:43.123	(1) 157.86		18:37:30.220	
14 - D3	32.685	42.526	30.078	173.3	232.7	1:45.289	(3) 154.61	2.166	18:39:15.509	
15 - D3	32.458	41.245	IN PIT	232.7	3:05.452	P 87.78	1:22.329	18:42:20.961		
16 - D1	OUTLAP	43.355	32.135	169.8	203.3	1:55.176	141.34	12.053	18:44:16.137	
17 - D1	33.132	44.086	IN PIT	229.7	5:45.507	P 47.11	4:02.384	18:50:01.644		
18 - D2	OUTLAP	45.290	32.638	166.4	196.0	1:59.376	136.36	16.253	18:52:01.020	
19 - D2	34.765	44.518	32.098	166.9	225.9	1:51.381	146.15	8.258	18:53:52.401	
20 - D2	34.953	45.727	IN PIT	225.4	11:18.647	P 23.98	9:35.524	19:05:11.048		
21 - D3	OUTLAP	46.299	IN PIT	198.5	5:10.231	P 52.47	3:27.108	19:10:21.279		
22 - D3	OUTLAP	47.675	34.234	166.4	198.8	2:04.560	130.69	21.437	19:12:25.839	
23 - D3	36.601	48.081	IN PIT	226.8	3:20.350	P 81.25	1:37.227	19:15:46.189		
24 - D1	OUTLAP	48.709	34.069	168.2	201.8	2:05.406	129.81	22.283	19:17:51.595	
25 - D1	36.040	46.933	33.322	167.1	228.8	1:56.295	139.98	13.172	19:19:47.890	
26 - D1	36.235	48.033	IN PIT	229.2	3:20.192	P 81.31	1:37.069	19:23:08.082		

Weather / Track : Showers / Changeable

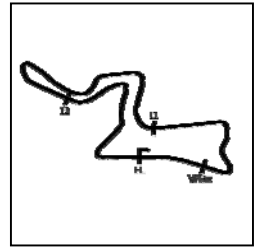
Kyalami Grand Prix Circuit

Circuit Length = 4.522 km

Start: 18:00 Flag 19:30 End: 19:34

# Kyalami 9 Hours

## FREE PRACTICE - NIGHT SESSION - SECTOR ANALYSIS



SECTOR 1 = FL to I1, SECTOR 2 = I1 to I2 SECTOR 3 = I2 to I3, SECTOR 4 = I3 to FL, DIFF = Difference To Personal Best Lap, P = Crossed Finish Line in Pit Lane, D = Time Disallowed

P3		20 Pro		GPX Racing		Porsche 911 GT3 R			
IDEAL LAP TIME : 1:42.989		BEST LAP TIME : 1:43.162		DIFFERENCE : 0.173					
D1: Michael CHRISTENSEN		D2: Kevin ESTRE		D3: Richard LIETZ					
LAP	SECTOR 1	SECTOR 2	SECTOR 3	SPEED TRAP	LAP TIME	KPH	DIFF	TIME OF DAY	
1 - D1	OUTLAP	45.773	32.382	171.7	72.0	2:06.749	128.43	23.587	18:19:14.891
2 - D1	33.349	41.531	30.149	175.6	233.2	1:45.029	154.99	1.867	18:20:59.920
3 - D1	32.619	41.246	29.810	175.6	235.2	1:43.675 (2)	157.02	0.513	18:22:43.595
4 - D1	32.330	40.849	29.983	175.6	235.8	1:43.162 (1)	157.80		18:24:26.757
5 - D1	32.592	42.551	IN PIT		236.3	5:20.977 P	50.71	3:37.815	18:29:47.734
6 - D2	OUTLAP	42.795	30.653	172.2	204.5	1:53.243	143.75	10.081	18:31:40.977
7 - D2	33.129	41.548	30.127	172.5	233.7	1:44.804	155.32	1.642	18:33:25.781
8 - D2	32.896	41.204	IN PIT		234.2	2:45.502 P	98.36	1:02.340	18:36:11.283
9 - D3	OUTLAP	47.010	32.179	172.8	198.5	2:00.066	135.58	16.904	18:38:11.349
10 - D3	32.933	42.114	30.404	171.9	232.2	1:45.451	154.37	2.289	18:39:56.800
11 - D3	32.914	42.433	IN PIT		231.7	3:09.208 P	86.03	1:26.046	18:43:06.008
12 - D1	OUTLAP	42.440	30.176	171.9	194.2	1:52.006	145.34	8.844	18:44:58.014
13 - D1	32.913	42.758	30.532	171.1	230.7	1:46.203	153.28	3.041	18:46:44.217
14 - D1	32.963	43.032	30.616	171.1	229.2	1:46.611	152.69	3.449	18:48:30.828
15 - D1	33.120	42.087	30.307	171.4	227.8	1:45.514	154.28	2.352	18:50:16.342
16 - D1	32.857	41.840	30.081	172.2	229.2	1:44.778	155.36	1.616	18:52:01.120
17 - D1	33.101	41.798	29.900	171.9	228.3	1:44.799	155.33	1.637	18:53:45.919
18 - D1	32.992	41.596	29.874	172.5	230.2	1:44.462	155.83	1.300	18:55:30.381
19 - D1	33.199	42.902	30.015	172.8	230.7	1:46.116	153.40	2.954	18:57:16.497
20 - D1	32.900	41.662	29.846	172.5	230.2	1:44.408	155.91	1.246	18:59:00.905
21 - D1	32.895	42.214	30.027	172.8	231.7	1:45.136	154.83	1.974	19:00:46.041
22 - D1	33.014	41.675	29.831	172.5	232.2	1:44.520	155.75	1.358	19:02:30.561
23 - D1	32.915	41.552	29.873	171.9	231.7	1:44.340	156.02	1.178	19:04:14.901
24 - D1	32.812	41.350	29.828	172.8	231.2	1:43.990 (3)	156.54	0.828	19:05:58.891
25 - D1	32.910	42.381	32.266	170.8	232.2	1:47.557	151.35	4.395	19:07:46.448
26 - D1	36.122	50.565	IN PIT		228.3	4:44.020 P	57.31	3:00.858	19:12:30.468
27 - D3	OUTLAP	49.362	35.293	169.0	187.1	2:09.295	125.90	26.133	19:14:39.763
28 - D3	37.037	47.212	33.531	170.0	212.1	1:57.780	138.21	14.618	19:16:37.543
29 - D3	35.864	46.189	33.787	170.6	229.2	1:55.840	140.53	12.678	19:18:33.383
30 - D3	35.836	45.733	33.206	169.0	229.7	1:54.775	141.83	11.613	19:20:28.158
31 - D3	35.654	48.820	IN PIT		229.2	3:18.594 P	81.97	1:35.432	19:23:46.752
32 - D2	OUTLAP	49.338	34.884	168.7	197.4	2:07.021	128.16	23.859	19:25:53.773
33 - D2	37.298	47.876	33.971	170.0	216.4	1:59.145	136.63	15.983	19:27:52.918
34 - D2	38.058	47.638	34.037	168.4	213.8	1:59.733	135.96	16.571	19:29:52.651
35 - D2	36.711	47.299	33.775	169.8	223.6	1:57.785	138.21	14.623	19:31:50.436

Weather / Track : Showers / Changeable

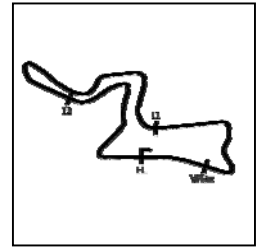
Kyalami Grand Prix Circuit

Circuit Length = 4.522 km

Start: 18:00 Flag 19:30 End: 19:34

# Kyalami 9 Hours

## FREE PRACTICE - NIGHT SESSION - SECTOR ANALYSIS



SECTOR 1 = FL to I1, SECTOR 2 = I1 to I2 SECTOR 3 = I2 to I3, SECTOR 4 = I3 to FL, DIFF = Difference To Personal Best Lap, P = Crossed Finish Line in Pit Lane, D = Time Disallowed

P4 31 Pro		Frikadelli Racing Team			Porsche 911 GT3 R				
IDEAL LAP TIME : 1:43.004		BEST LAP TIME : 1:43.172			DIFFERENCE : 0.168				
D1: Mathieu JAMINET		D2: Dennis OLSEN			D3: Nick TANDY				
LAP	SECTOR 1	SECTOR 2	SECTOR 3	SPEED TRAP	LAP TIME	KPH	DIFF	TIME OF DAY	
1 - D3	OUTLAP	47.852	32.730	167.1	196.7	2:03.077	132.26	19.905	18:02:38.515
2 - D3	34.533	44.690	32.231	168.2	227.8	1:51.454	146.06	8.282	18:04:29.969
3 - D3	34.337	44.623	IN PIT		228.3	3:17.447 <b>P</b>	82.44	1:34.275	18:07:47.416
4 - D2	OUTLAP	45.653	34.089	168.4	183.6	2:03.066	132.28	19.894	18:09:50.482
5 - D2	35.256	45.991	33.317	168.7	229.2	1:54.564	142.09	11.392	18:11:45.046
6 - D2	35.921	46.976	IN PIT		228.8	3:29.040 <b>P</b>	77.87	1:45.868	18:15:14.086
7 - D1	OUTLAP	47.039	36.943	170.3	204.9	2:05.323	129.89	22.151	18:17:19.409
8 - D1	35.977	45.925	33.726	168.4	228.8	1:55.628	140.78	12.456	18:19:15.037
9 - D1	36.974	47.606	IN PIT		210.9	8:01.033 <b>P</b>	33.84	6:17.861	18:27:16.070
10 - D3	OUTLAP	44.113	30.661	172.8	189.1	1:56.798	139.37	13.626	18:29:12.868
11 - D3	32.706	41.307	29.714	173.0	232.2	1:43.727	156.94	0.555	18:30:56.595
12 - D3	32.577	41.379	29.661	173.3	233.2	1:43.617 <b>(3)</b>	157.10	0.445	18:32:40.212
<b>13 - D3</b>	<b>32.709</b>	<b>40.876</b>	<b>29.587</b>	<b>173.9</b>	<b>233.7</b>	<b>1:43.172 (1)</b>	<b>157.78</b>		<b>18:34:23.384</b>
14 - D3	<b>32.541</b>	40.956	29.692	172.2	<b>235.2</b>	1:43.189 <b>(2)</b>	157.76	0.017	18:36:06.573
15 - D3	32.549	41.522	IN PIT		234.2	5:47.241 <b>P</b>	46.88	4:04.069	18:41:53.814
16 - D2	OUTLAP	42.205	30.055	172.8	204.5	1:51.418	146.10	8.246	18:43:45.232
17 - D2	32.762	41.627	30.077	172.5	231.7	1:44.466	155.83	1.294	18:45:29.698
18 - D2	32.627	43.737	30.676	172.5	231.7	1:47.040	152.08	3.868	18:47:16.738
19 - D2	33.101	43.715	IN PIT		231.2	23:29.527 <b>P</b>	11.54	21:46.355	19:10:46.265
20 - D1	OUTLAP	49.696	IN PIT		184.9	3:29.658 <b>P</b>	77.64	1:46.486	19:14:15.923
21 - D1	OUTLAP	48.753	34.158	169.8	201.4	2:06.257	128.93	23.085	19:16:22.180
22 - D1	36.275	46.120	33.520	169.5	229.2	1:55.915	140.44	12.743	19:18:18.095
23 - D1	35.706	45.651	32.960	169.2	229.7	1:54.317	142.40	11.145	19:20:12.412
24 - D1	35.469	46.209	33.390	169.0	229.2	1:55.068	141.47	11.896	19:22:07.480
25 - D1	35.772	46.851	IN PIT		229.7	3:10.643 <b>P</b>	85.39	1:27.471	19:25:18.123
26 - D3	OUTLAP	49.300	35.907	169.2	195.2	2:07.809	127.37	24.637	19:27:25.932
27 - D3	37.705	49.941	35.103	170.6	225.9	2:02.749	132.62	19.577	19:29:28.681
28 - D3	36.701	47.870	33.679	167.9	225.0	1:58.250	137.66	15.078	19:31:26.931

Weather / Track : Showers / Changeable

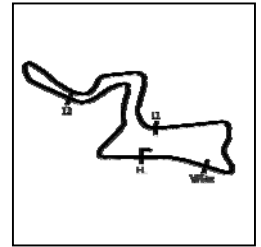
Kyalami Grand Prix Circuit

Circuit Length = 4.522 km

Start: 18:00 Flag 19:30 End: 19:34

# Kyalami 9 Hours

## FREE PRACTICE - NIGHT SESSION - SECTOR ANALYSIS



SECTOR 1 = FL to I1, SECTOR 2 = I1 to I2 SECTOR 3 = I2 to I3, SECTOR 4 = I3 to FL, DIFF = Difference To Personal Best Lap, P = Crossed Finish Line in Pit Lane, D = Time Disallowed

P5 25 Pro		Audi Sport Team WRT			Audi R8 LMS GT3 2019				
IDEAL LAP TIME : 1:43.158		BEST LAP TIME : 1:43.284			DIFFERENCE : 0.126				
D1: Dries VANTHOOR		D2: Kelvin VAN DER LINDE		D3: Frederic VERVISCH					
LAP	SECTOR 1	SECTOR 2	SECTOR 3	SPEED TRAP	LAP TIME	KPH	DIFF	TIME OF DAY	
1 - D2	OUTLAP	49.142	34.677	164.6	194.2	2:07.936	127.24	24.652	18:02:25.177
2 - D2	34.809	46.699	33.615	167.4	224.5	1:55.123	141.40	11.839	18:04:20.300
3 - D2	36.012	48.127	IN PIT		222.2	3:14.540	<b>P</b> 83.68	1:31.256	18:07:34.840
4 - D3	OUTLAP	45.450	33.266	167.7	200.0	1:59.627	136.08	16.343	18:09:34.467
5 - D3	35.317	46.146	32.795	166.6	229.2	1:54.258	142.47	10.974	18:11:28.725
6 - D3	35.145	46.440	IN PIT		228.3	3:10.846	<b>P</b> 85.30	1:27.562	18:14:39.571
7 - D1	OUTLAP	47.431	33.737	165.1	201.8	2:02.526	132.86	19.242	18:16:42.097
8 - D1	35.332	50.028	33.172	167.1	228.3	1:58.532	137.34	15.248	18:18:40.629
9 - D1	35.196	46.186	IN PIT		228.8	3:38.090	<b>P</b> 74.64	1:54.806	18:22:18.719
10 - D2	OUTLAP	44.658	31.254	171.7	166.6	2:01.472	134.01	18.188	18:24:20.191
11 - D2	33.179	41.651	32.476	171.9	231.2	1:47.306	151.70	4.022	18:26:07.497
12 - D2	32.735	41.021	30.335	172.5	230.7	1:44.091	<b>(2)</b> 156.39	0.807	18:27:51.588
13 - D2	<b>32.681</b>	43.605	32.952	172.8	230.2	1:49.238	149.02	5.954	18:29:40.826
14 - D2	32.862	42.424	36.163	172.5	230.7	1:51.449	146.06	8.165	18:31:32.275
15 - D2	32.827	41.773	30.648	173.0	231.2	1:45.248	154.67	1.964	18:33:17.523
16 - D2	33.582	41.470	IN PIT		232.7	4:59.630	<b>P</b> 54.33	3:16.346	18:38:17.153
17 - D3	OUTLAP	42.487	30.237	171.4	200.3	1:52.497	144.70	9.213	18:40:09.650
18 - D3	33.287	42.201	29.928	171.9	231.2	1:45.416	154.42	2.132	18:41:55.066
19 - D3	32.983	42.471	29.945	171.1	230.2	1:45.399	154.45	2.115	18:43:40.465
20 - D3	32.928	41.595	29.848	171.7	230.2	1:44.371	155.97	1.087	18:45:24.836
21 - D3	33.016	43.779	30.725	171.1	230.2	1:47.520	151.40	4.236	18:47:12.356
22 - D3	33.823	43.688	30.860	170.3	229.7	1:48.371	150.21	5.087	18:49:00.727
23 - D3	33.411	44.113	30.537	171.4	228.8	1:48.061	150.64	4.777	18:50:48.788
24 - D3	33.055	42.015	30.625	170.8	229.2	1:45.695	154.02	2.411	18:52:34.483
25 - D3	32.927	41.683	29.744	171.7	230.2	1:44.354	155.99	1.070	18:54:18.837
26 - D3	32.804	41.486	29.915	172.2	229.7	1:44.205	<b>(3)</b> 156.22	0.921	18:56:03.042
27 - D3	33.606	42.947	IN PIT		231.2	3:34.514	<b>P</b> 75.88	1:51.230	18:59:37.556
28 - D1	OUTLAP	42.138	30.138	172.2	204.1	1:51.678	145.76	8.394	19:01:29.234
29 - D1	32.754	42.045	29.799	173.6	232.2	1:44.598	155.63	1.314	19:03:13.832
<b>30 - D1</b>	32.807	<b>40.947</b>	<b>29.530</b>	<b>174.1</b>	232.2	<b>1:43.284</b>	<b>(1)</b> 157.61		<b>19:04:57.116</b>
31 - D1	33.162	42.192	30.062	173.3	<b>233.2</b>	1:45.416	154.42	2.132	19:06:42.532
32 - D1	33.422	48.097	IN PIT		232.2	5:54.899	<b>P</b> 45.86	4:11.615	19:12:37.431
33 - D2	OUTLAP	48.343	34.291	168.4	196.7	2:06.577	128.61	23.293	19:14:44.008
34 - D2	35.867	46.555	33.625	168.2	227.8	1:56.047	140.28	12.763	19:16:40.055
35 - D2	36.047	46.796	IN PIT		228.8	3:43.837	<b>P</b> 72.72	2:00.553	19:20:23.892
36 - D2	OUTLAP	46.857	33.836	169.2	202.2	2:01.780	133.67	18.496	19:22:25.672
37 - D2	35.793	47.251	33.963	167.1	229.2	1:57.007	139.13	13.723	19:24:22.679
38 - D2	36.564	47.835	33.978	167.1	226.4	1:58.377	137.51	15.093	19:26:21.056
39 - D2	36.675	47.689	34.093	166.4	224.5	1:58.457	137.42	15.173	19:28:19.513
40 - D2	36.816	47.592	33.844	168.2	223.1	1:58.252	137.66	14.968	19:30:17.765

Weather / Track : Showers / Changeable

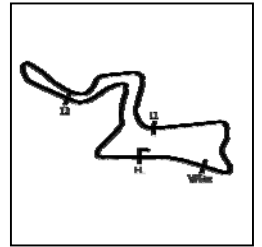
Kyalami Grand Prix Circuit

Circuit Length = 4.522 km

Start: 18:00 Flag 19:30 End: 19:34

# Kyalami 9 Hours

## FREE PRACTICE - NIGHT SESSION - SECTOR ANALYSIS



SECTOR 1 = FL to I1, SECTOR 2 = I1 to I2 SECTOR 3 = I2 to I3, SECTOR 4 = I3 to FL, DIFF = Difference To Personal Best Lap, P = Crossed Finish Line in Pit Lane, D = Time Disallowed

P6 12 Pro		Dinamic Motorsport			Porsche 911 GT3 R				
IDEAL LAP TIME : 1:43.292		BEST LAP TIME : 1:43.513			DIFFERENCE : 0.221				
D1: Laurens VANTHOOR		D2: Earl BAMBER			D3: Matt CAMPBELL				
LAP	SECTOR 1	SECTOR 2	SECTOR 3	SPEED TRAP	LAP TIME	KPH	DIFF	TIME OF DAY	
1 - D1	OUTLAP	46.334	33.046	170.6	188.4	2:05.011	130.22	21.498	18:16:06.796
2 - D1	33.159	42.127	30.332	173.0	231.7	1:45.618	154.13	2.105	18:17:52.414
3 - D1	32.614	<b>41.160</b>	30.641	172.5	232.2	1:44.415	155.90	0.902	18:19:36.829
4 - D1	32.651	43.548	30.132	173.9	232.7	1:46.331	153.09	2.818	18:21:23.160
5 - D1	32.911	41.681	29.789	173.9	233.2	1:44.381	155.95	0.868	18:23:07.541
6 - D1	32.597	41.250	30.046	172.5	232.2	1:43.893	156.69	0.380	18:24:51.434
7 - D1	32.744	41.450	30.195	173.0	232.2	1:44.389	155.94	0.876	18:26:35.823
8 - D1	32.700	41.479	29.826	174.1	232.7	1:44.005	156.52	0.492	18:28:19.828
9 - D1	32.633	41.744	29.792	<b>174.7</b>	233.2	1:44.169	156.27	0.656	18:30:03.997
10 - D1	32.564	41.359	29.682	173.9	235.2	1:43.605 <b>(3)</b>	157.12	0.092	18:31:47.602
<b>11 - D1</b>	<b>32.507</b>	41.343	29.663	173.6	234.7	<b>1:43.513 (1)</b>	<b>157.26</b>		<b>18:33:31.115</b>
12 - D1	32.659	41.744	29.842	174.4	<b>235.8</b>	1:44.245	156.16	0.732	18:35:15.360
13 - D1	32.603	41.284	29.725	172.8	235.2	1:43.612	157.11	0.099	18:36:58.972
14 - D1	33.208	42.399	30.276	171.7	233.2	1:45.883	153.74	2.370	18:38:44.855
15 - D1	33.763	41.635	29.965	174.1	233.7	1:45.363	154.50	1.850	18:40:30.218
16 - D1	33.168	41.657	29.667	172.8	233.2	1:44.492	155.79	0.979	18:42:14.710
17 - D1	32.853	41.292	<b>29.625</b>	172.8	233.2	1:43.770	156.87	0.257	18:43:58.480
18 - D1	32.795	42.643	IN PIT		231.7	3:01.873 <b>P</b>	89.50	1:18.360	18:47:00.353
19 - D3	OUTLAP	44.062	31.188	169.5	203.0	1:55.031	141.52	11.518	18:48:55.384
20 - D3	33.547	45.967	30.892	171.9	228.3	1:50.406	147.44	6.893	18:50:45.790
21 - D3	33.126	42.244	30.127	172.2	230.2	1:45.497	154.30	1.984	18:52:31.287
22 - D3	32.981	41.633	30.108	172.5	230.7	1:44.722	155.45	1.209	18:54:16.009
23 - D3	32.984	41.858	30.948	171.7	230.7	1:45.790	153.88	2.277	18:56:01.799
24 - D3	32.904	41.867	29.965	172.2	229.7	1:44.736	155.43	1.223	18:57:46.535
25 - D3	32.912	42.855	29.881	173.9	231.7	1:45.648	154.08	2.135	18:59:32.183
26 - D3	32.712	43.135	30.532	173.3	233.2	1:46.379	153.03	2.866	19:01:18.562
27 - D3	32.868	41.281	29.645	173.9	233.2	1:43.794	156.84	0.281	19:03:02.356
28 - D3	32.739	41.240	29.740	174.1	232.7	1:43.719	156.95	0.206	19:04:46.075
29 - D3	32.593	41.302	29.693	174.1	232.7	1:43.588 <b>(2)</b>	157.15	0.075	19:06:29.663
30 - D3	32.796	44.078	IN PIT		232.2	3:06.407 <b>P</b>	87.33	1:22.894	19:09:36.070
31 - D2	OUTLAP	56.069	IN PIT		176.7	3:09.521 <b>P</b>	85.89	1:26.008	19:12:45.591
32 - D2	OUTLAP	47.745	34.401	169.5	186.8	2:05.002	130.23	21.489	19:14:50.593
33 - D2	35.972	46.054	33.442	169.0	228.8	1:55.468	140.98	11.955	19:16:46.061
34 - D2	35.418	45.463	33.140	168.7	229.2	1:54.021	142.77	10.508	19:18:40.082

Weather / Track : Showers / Changeable

Kyalami Grand Prix Circuit

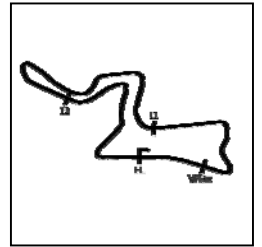
Circuit Length = 4.522 km

Start: 18:00 Flag 19:30 End: 19:34



# Kyalami 9 Hours

## FREE PRACTICE - NIGHT SESSION - SECTOR ANALYSIS



SECTOR 1 = FL to I1, SECTOR 2 = I1 to I2 SECTOR 3 = I2 to I3, SECTOR 4 = I3 to FL, DIFF = Difference To Personal Best Lap, P = Crossed Finish Line in Pit Lane, D = Time Disallowed

P7 34 Pro		Walkenhorst Motorsport			BMW M6 GT3				
IDEAL LAP TIME : 1:43.411		BEST LAP TIME : 1:43.618			DIFFERENCE : 0.207				
D1: Christian KROGNES		D2: Mikkel JENSEN		D3: Nicky CATSBURG					
LAP	SECTOR 1	SECTOR 2	SECTOR 3	SPEED TRAP	LAP TIME	KPH	DIFF	TIME OF DAY	
1 - D3	OUTLAP	45.120	31.192	172.5	186.2	1:59.902	135.77	16.284	18:20:11.544
2 - D3	33.075	41.769	30.469	171.4	235.8	1:45.313	154.57	1.695	18:21:56.857
3 - D3	32.744	41.472	29.991	170.8	234.7	1:44.207	156.21	0.589	18:23:41.064
4 - D3	32.712	<b>41.251</b>	29.734	174.1	235.2	1:43.697 <b>(2)</b>	156.98	0.079	18:25:24.761
5 - D3	32.731	42.114	30.244	173.9	237.3	1:45.089	154.90	1.471	18:27:09.850
6 - D3	32.846	42.518	30.970	173.6	235.8	1:46.334	153.09	2.716	18:28:56.184
7 - D3	32.627	41.661	29.746	173.6	236.8	1:44.034 <b>(3)</b>	156.47	0.416	18:30:40.218
8 - D3	33.021	41.763	29.988	174.1	236.8	1:44.772	155.37	1.154	18:32:24.990
9 - D3	32.890	41.414	29.895	172.8	237.3	1:44.199	156.23	0.581	18:34:09.189
10 - D3	34.435	41.701	30.069	173.6	236.3	1:46.205	153.28	2.587	18:35:55.394
11 - D3	34.061	41.595	IN PIT		237.3	4:12.344 <b>P</b>	64.51	2:28.726	18:40:07.738
12 - D3	OUTLAP	41.718	29.986	174.7	207.2	1:50.709	147.04	7.091	18:41:58.447
13 - D3	32.698	41.685	29.944	175.0	236.3	1:44.327	156.04	0.709	18:43:42.774
14 - D3	<b>32.542</b>	43.108	30.145	173.9	236.8	1:45.795	153.87	2.177	18:45:28.569
15 - D3	32.632	42.966	30.799	173.6	235.8	1:46.397	153.00	2.779	18:47:14.966
16 - D3	32.905	43.123	30.470	173.3	236.3	1:46.498	152.85	2.880	18:49:01.464
17 - D3	33.058	42.981	IN PIT		234.7	3:30.210 <b>P</b>	77.44	1:46.592	18:52:31.674
18 - D2	OUTLAP	41.664	31.025	174.4	194.2	1:54.027	142.76	10.409	18:54:25.701
19 - D2	32.860	41.759	30.062	174.7	236.3	1:44.681	155.51	1.063	18:56:10.382
20 - D2	32.625	42.229	30.100	174.7	236.3	1:44.954	155.10	1.336	18:57:55.336
21 - D2	32.670	42.209	31.031	<b>176.4</b>	<b>237.8</b>	1:45.910	153.70	2.292	18:59:41.246
22 - D2	32.659	41.597	31.423	175.3	237.3	1:45.679	154.04	2.061	19:01:26.925
23 - D2	32.635	43.254	29.877	175.0	236.8	1:45.766	153.91	2.148	19:03:12.691
<b>24 - D2</b>	32.580	41.420	<b>29.618</b>	175.6	237.3	<b>1:43.618 (1)</b>	<b>157.10</b>		<b>19:04:56.309</b>
25 - D2	32.711	41.360	29.987	175.0	237.3	1:44.058	156.44	0.440	19:06:40.367
26 - D2	33.722	46.307	IN PIT		237.3	7:43.687 <b>P</b>	35.10	6:00.069	19:14:24.054
27 - D1	OUTLAP	48.898	35.474	171.7	196.7	2:08.814	126.37	25.196	19:16:32.868
28 - D1	37.199	47.998	35.034	171.9	225.0	2:00.231	135.39	16.613	19:18:33.099
29 - D1	37.071	46.967	33.785	170.6	189.4	1:57.823	138.16	14.205	19:20:30.922
30 - D1	36.378	46.551	IN PIT		235.2	3:12.405 <b>P</b>	84.60	1:28.787	19:23:43.327
31 - D1	OUTLAP	48.559	34.713	170.0	193.5	2:06.784	128.40	23.166	19:25:50.111
32 - D1	37.267	48.295	35.386	169.8	228.8	2:00.948	134.59	17.330	19:27:51.059
33 - D1	37.032	48.352	IN PIT		230.2	2:12.428 <b>P</b>	122.92	28.810	19:30:03.487

Weather / Track : Showers / Changeable

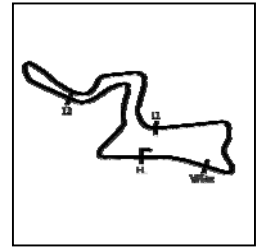
Kyalami Grand Prix Circuit

Circuit Length = 4.522 km

Start: 18:00 Flag 19:30 End: 19:34

# Kyalami 9 Hours

## FREE PRACTICE - NIGHT SESSION - SECTOR ANALYSIS



SECTOR 1 = FL to I1, SECTOR 2 = I1 to I2 SECTOR 3 = I2 to I3, SECTOR 4 = I3 to FL, DIFF = Difference To Personal Best Lap, P = Crossed Finish Line in Pit Lane, D = Time Disallowed

P8 35 Pro KCMG		Nissan GT-R NISMO GT3								
IDEAL LAP TIME : 1:43.592		BEST LAP TIME : 1:43.764		DIFFERENCE : 0.172						
D1: Joao Paulo de OLIVEIRA		D2: Katsumasa CHIYO		D3: Joshua BURDON						
LAP	SECTOR 1	SECTOR 2	SECTOR 3	SPEED TRAP	LAP TIME	KPH	DIFF	TIME OF DAY		
1 - D3	OUTLAP	51.561	IN PIT	152.9	3:32.763	P	76.51	1:48.999	18:04:02.939	
2 - D3	OUTLAP	50.710	IN PIT	138.8	6:01.944	P	44.97	4:18.180	18:10:04.883	
3 - D2	OUTLAP	49.696	IN PIT	117.7	3:37.418	P	74.87	1:53.654	18:13:42.301	
4 - D2	OUTLAP	47.053	IN PIT	196.3	3:22.972	P	80.20	1:39.208	18:17:05.273	
5 - D2	OUTLAP	59.399	IN PIT	73.1	3:53.765	P	69.63	2:10.001	18:20:59.038	
6 - D3	OUTLAP	57.020	IN PIT	173.6	3:41.231	P	73.58	1:57.467	18:24:40.269	
7 - D2	OUTLAP	48.299	IN PIT	177.9	3:44.931	P	72.37	2:01.167	18:28:25.200	
8 - D2	OUTLAP	51.136	IN PIT	135.1	3:46.101	P	71.99	2:02.337	18:32:11.301	
9 - D2	OUTLAP	50.101	IN PIT	167.1	3:33.104	P	76.39	1:49.340	18:35:44.405	
10 - D3	OUTLAP	51.371	IN PIT	141.7	3:35.205	P	75.64	1:51.441	18:39:19.610	
11 - D2	OUTLAP	45.354	IN PIT	193.5	3:21.948	P	80.61	1:38.184	18:42:41.558	
12 - D2	OUTLAP	49.265	IN PIT	190.8	4:42.127	P	57.70	2:58.363	18:47:23.685	
13 - D3	OUTLAP	47.583	31.960	175.0	162.4	2:04.674	130.57	20.910	18:49:28.359	
14 - D3	34.186	44.445	30.858	175.6	233.7	1:49.489	148.68	5.725	18:51:17.848	
15 - D3	32.972	41.829	29.702	176.4	234.7	1:44.503	155.77	0.739	18:53:02.351	
<del>16 - D3</del>	<del>32.708</del>	<del>41.401</del>	<del>29.655</del>	<del>176.1</del>	<del>235.2</del>	<del>1:43.764</del>	<del>156.88</del>		<del>18:54:46.115</del>	
17 - D3	<b>32.536</b>	41.657	31.623	176.1	234.2	1:45.816	153.84	2.052	18:56:31.931	
18 - D3	32.586	41.428	30.149	176.1	235.2	1:44.163	156.28	0.399	18:58:16.094	
19 - D3	32.831	42.425	IN PIT		<b>236.3</b>	3:12.435	P	84.59	1:28.671	19:01:28.529
20 - D2	OUTLAP	44.721	31.545	<b>176.7</b>	189.4	1:58.250	137.66	14.486	19:03:26.779	
21 - D2	32.974	42.215	30.293	<b>176.7</b>	<b>236.3</b>	1:45.482	154.33	1.718	19:05:12.261	
22 - D2	32.712	42.015	31.890	176.1	<b>236.3</b>	1:46.617	152.68	2.853	19:06:58.878	
23 - D2	33.074	51.230	IN PIT		<b>236.3</b>	3:27.903	P	78.30	1:44.139	19:10:26.781
24 - D1	OUTLAP	50.271	35.469	172.5	115.5	2:21.565	114.99	37.801	19:12:48.346	
25 - D1	36.272	47.338	34.222	172.2	228.3	1:57.832	138.15	14.068	19:14:46.178	
26 - D1	35.660	46.503	33.945	172.8	233.7	1:56.108	140.20	12.344	19:16:42.286	
27 - D1	35.463	46.341	39.523	172.8	234.7	2:01.327	134.17	17.563	19:18:43.613	
28 - D1	35.487	46.136	33.595	171.4	234.7	1:55.218	141.29	11.454	19:20:38.831	
29 - D1	35.604	46.709	34.270	171.7	235.2	1:56.583	139.63	12.819	19:22:35.414	
30 - D1	35.988	48.011	34.503	172.2	234.7	1:58.502	137.37	14.738	19:24:33.916	
31 - D1	36.578	47.675	33.998	172.5	232.7	1:58.251	137.66	14.487	19:26:32.167	
32 - D1	36.032	47.101	34.025	171.4	232.2	1:57.158	138.95	13.394	19:28:29.325	
33 - D1	36.021	46.733	34.081	171.9	227.3	1:56.835	139.33	13.071	19:30:26.160	

Weather / Track : Showers / Changeable

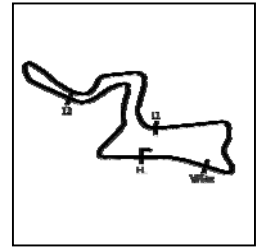
Kyalami Grand Prix Circuit

Circuit Length = 4.522 km

Start: 18:00 Flag 19:30 End: 19:34

# Kyalami 9 Hours

## FREE PRACTICE - NIGHT SESSION - SECTOR ANALYSIS



SECTOR 1 = FL to I1, SECTOR 2 = I1 to I2 SECTOR 3 = I2 to I3, SECTOR 4 = I3 to FL, DIFF = Difference To Personal Best Lap, P = Crossed Finish Line in Pit Lane, D = Time Disallowed

P9 107 Pro		Bentley Team M-Sport			Bentley Continental GT3				
IDEAL LAP TIME : 1:43.613		BEST LAP TIME : 1:43.858			DIFFERENCE : 0.245				
D1: Jules GOUNON		D2: Maxime SOULET			D3: Jordan PEPPER				
LAP	SECTOR 1	SECTOR 2	SECTOR 3	SPEED TRAP	LAP TIME	KPH	DIFF	TIME OF DAY	
1 - D3	OUTLAP	46.990	32.676	169.8	189.4	2:04.492	130.76	20.634	18:02:20.086
2 - D3	34.086	43.124	31.408	171.7	232.2	1:48.618	149.87	4.760	18:04:08.704
3 - D3	33.334	43.111	32.295	171.4	235.2	1:48.740	149.70	4.882	18:05:57.444
4 - D3	33.117	41.941	30.399	173.0	235.8	1:45.457	154.36	1.599	18:07:42.901
5 - D3	33.274	42.187	30.223	172.8	236.8	1:45.684	154.03	1.826	18:09:28.585
6 - D3	33.425	41.966	30.349	172.8	236.8	1:45.740	153.95	1.882	18:11:14.325
7 - D3	32.550	41.358	30.319	173.6	236.8	1:44.227	156.18	0.369	18:12:58.552
8 - D3	32.727	41.771	30.245	174.1	236.3	1:44.743	155.42	0.885	18:14:43.295
9 - D3	32.537	41.949	30.922	174.4	237.3	1:45.408	154.43	1.550	18:16:28.703
10 - D3	<b>32.440</b>	<b>41.339</b>	30.161	173.9	237.3	1:43.940 <b>(2)</b>	156.62	0.082	18:18:12.643
11 - D3	33.003	42.813	IN PIT		237.8	6:44.667 <b>P</b>	40.22	5:00.809	18:24:57.310
12 - D3	OUTLAP	43.187	33.686	174.7	207.2	1:55.848	140.52	11.990	18:26:53.158
<b>13 - D3</b>	32.600	41.424	<b>29.834</b>	175.0	236.3	<b>1:43.858 (1)</b>	<b>156.74</b>		<b>18:28:37.016</b>
14 - D3	32.750	41.491	30.017	176.1	237.3	1:44.258	156.14	0.400	18:30:21.274
15 - D3	32.768	41.454	29.876	<b>176.7</b>	238.9	1:44.098 <b>(3)</b>	156.38	0.240	18:32:05.372
16 - D3	32.544	42.646	IN PIT		237.8	2:38.066 <b>P</b>	102.98	54.208	18:34:43.438
17 - D2	OUTLAP	43.196	30.627	<b>176.7</b>	208.0	1:53.518	143.40	9.660	18:36:36.956
18 - D2	32.670	42.197	30.653	175.6	238.4	1:45.520	154.27	1.662	18:38:22.476
19 - D2	32.934	42.190	30.084	176.1	237.8	1:45.208	154.73	1.350	18:40:07.684
20 - D2	32.670	41.646	30.176	175.6	237.8	1:44.492	155.79	0.634	18:41:52.176
21 - D2	32.795	41.757	30.104	176.1	238.4	1:44.656	155.54	0.798	18:43:36.832
22 - D2	32.814	41.537	30.168	175.0	238.4	1:44.519	155.75	0.661	18:45:21.351
23 - D2	33.284	43.069	31.778	172.5	237.3	1:48.131	150.55	4.273	18:47:09.482
24 - D2	33.749	42.993	30.609	175.3	235.8	1:47.351	151.64	3.493	18:48:56.833
25 - D2	32.897	44.205	30.582	176.4	236.8	1:47.684	151.17	3.826	18:50:44.517
26 - D1	OUTLAP	44.387	31.756	<b>176.7</b>	173.6	4:35.043	59.18	2:51.185	18:55:19.560
27 - D1	33.353	43.628	31.559	<b>176.7</b>	236.8	1:48.540	149.98	4.682	18:57:08.100
28 - D1	33.005	42.300	30.667	<b>176.7</b>	237.8	1:45.972	153.61	2.114	18:58:54.072
29 - D1	33.084	43.140	IN PIT		<b>239.4</b>	12:26.997 <b>P</b>	21.79	10:43.139	19:11:21.069
30 - D1	OUTLAP	48.448	34.555	169.8	174.4	2:07.371	127.80	23.513	19:13:28.440
31 - D1	36.565	47.787	34.868	169.2	231.7	1:59.220	136.54	15.362	19:15:27.660
32 - D1	36.310	47.453	IN PIT		232.7	9:19.791 <b>P</b>	29.08	7:35.933	19:24:47.451
33 - D1	OUTLAP	49.210	34.938	170.3	178.8	2:08.091	127.09	24.233	19:26:55.542
34 - D1	37.355	49.249	35.552	167.4	228.3	2:02.156	133.26	18.298	19:28:57.698
35 - D1	37.377	48.238	34.410	166.4	225.9	2:00.025	135.63	16.167	19:30:57.723

Weather / Track : Showers / Changeable

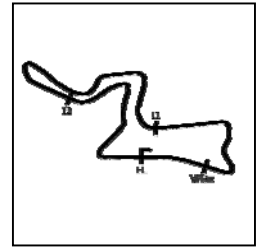
Kyalami Grand Prix Circuit

Circuit Length = 4.522 km

Start: 18:00 Flag 19:30 End: 19:34

# Kyalami 9 Hours

## FREE PRACTICE - NIGHT SESSION - SECTOR ANALYSIS



SECTOR 1 = FL to I1, SECTOR 2 = I1 to I2 SECTOR 3 = I2 to I3, SECTOR 4 = I3 to FL, DIFF = Difference To Personal Best Lap, P = Crossed Finish Line in Pit Lane, D = Time Disallowed

P10 9 Silver Lechner Racing			Porsche 911 GT3 R							
IDEAL LAP TIME : 1:43.412		BEST LAP TIME : 1:43.925		DIFFERENCE : 0.513						
D1: Saul HACK		D2: Lars KERN		D3: Dylan PEREIRA						
LAP	SECTOR 1	SECTOR 2	SECTOR 3	SPEED TRAP	LAP TIME	KPH	DIFF	TIME OF DAY		
1 - D3	OUTLAP	1:20.767	IN PIT		118.9	10:54.786	<b>P</b>	24.86	9:10.861	18:22:48.733
2 - D3	OUTLAP	50.863	32.580	169.0	133.4	2:11.309		123.97	27.384	18:25:00.042
3 - D3	34.334	43.906	35.582	170.8	229.7	1:53.822		143.02	9.897	18:26:53.864
4 - D3	33.236	41.960	30.034	171.9	230.7	1:45.230		154.70	1.305	18:28:39.094
5 - D3	33.125	41.483	29.767	173.6	232.2	1:44.375		155.96	0.450	18:30:23.469
6 - D3	33.074	41.343	<b>29.569</b>	<b>174.4</b>	233.7	1:43.986	<b>(2)</b>	156.55	0.061	18:32:07.455
7 - D3	32.885	41.763	30.247	174.1	<b>234.2</b>	1:44.895		155.19	0.970	18:33:52.350
<del>8 - D3</del>	<del>32.713</del>	<del>41.130</del>	30.082	173.3	<b>234.2</b>	<b>1:43.925</b>	<b>(1)</b>	<b>156.64</b>		<b>18:35:36.275</b>
9 - D3	32.780	41.724	30.638	173.3	233.7	1:45.142		154.83	1.217	18:37:21.417
10 - D3	32.837	41.373	29.928	172.2	232.7	1:44.138	<b>(3)</b>	156.32	0.213	18:39:05.555
11 - D3	32.921	42.342	IN PIT		232.2	3:09.370	<b>P</b>	85.96	1:25.445	18:42:14.925
12 - D3	OUTLAP	42.436	IN PIT		204.1	3:22.377	<b>P</b>	80.43	1:38.452	18:45:37.302
13 - D1	OUTLAP	45.850	33.154	170.6	179.1	2:01.938		133.50	18.013	18:47:39.240
14 - D1	36.362	46.251	32.139	172.2	227.8	1:54.752		141.86	10.827	18:49:33.992
15 - D1	34.168	47.909	IN PIT		230.2	9:14.242	<b>P</b>	29.37	7:30.317	18:58:48.234
16 - D1	OUTLAP	47.387	33.024	173.0	170.6	2:03.203		132.13	19.278	19:00:51.437
17 - D1	33.633	43.464	30.954	173.6	232.2	1:48.051		150.66	4.126	19:02:39.488
18 - D1	33.458	42.584	30.615	174.1	232.7	1:46.657		152.63	2.732	19:04:26.145
19 - D1	33.268	42.706	31.297	172.5	232.7	1:47.271		151.75	3.346	19:06:13.416
20 - D1	34.036	47.215	IN PIT		231.7	3:57.906	<b>P</b>	68.42	2:13.981	19:10:11.322
21 - D1	OUTLAP	49.473	35.055	169.8	149.1	2:12.159		123.17	28.234	19:12:23.481
22 - D1	38.425	58.096	34.949	171.4	228.3	2:11.470		123.82	27.545	19:14:34.951
23 - D1	36.634	47.958	34.510	171.4	228.3	1:59.102		136.68	15.177	19:16:34.053
24 - D1	36.718	49.501	IN PIT		229.7	3:21.754	<b>P</b>	80.68	1:37.829	19:19:55.807
25 - D2	OUTLAP	49.973	36.281	171.9	195.2	2:09.247		125.95	25.322	19:22:05.054

Weather / Track : Showers / Changeable

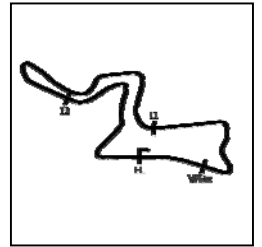
Kyalami Grand Prix Circuit

Circuit Length = 4.522 km

Start: 18:00 Flag 19:30 End: 19:34

# Kyalami 9 Hours

## FREE PRACTICE - NIGHT SESSION - SECTOR ANALYSIS



SECTOR 1 = FL to I1, SECTOR 2 = I1 to I2 SECTOR 3 = I2 to I3, SECTOR 4 = I3 to FL, DIFF = Difference To Personal Best Lap, P = Crossed Finish Line in Pit Lane, D = Time Disallowed

P11 18 Pro KCMG		Nissan GT-R NISMO GT3								
IDEAL LAP TIME : 1:43.987		BEST LAP TIME : 1:44.127		DIFFERENCE : 0.140						
D1: Alexandre IMPERATORI		D2: Edoardo LIBERATI		D3: Oliver JARVIS						
LAP	SECTOR 1	SECTOR 2	SECTOR 3	SPEED TRAP	LAP TIME	KPH	DIFF	TIME OF DAY		
1 - D3	OUTLAP	48.062	IN PIT	137.4	2:43.110	P	99.80	58.983	18:02:54.530	
2 - D3	OUTLAP	45.825	IN PIT	157.4	3:26.760	P	78.73	1:42.633	18:06:21.290	
3 - D2	OUTLAP	54.982	40.107	139.3	2:23.068		113.78	38.941	18:08:44.358	
4 - D2	44.519	53.357	IN PIT	174.1	2:51.516	P	94.91	1:07.389	18:11:35.874	
5 - D2	OUTLAP	51.988	IN PIT	174.1	3:33.977	P	76.07	1:49.850	18:15:09.851	
6 - D2	OUTLAP	48.296	IN PIT	187.1	2:44.475	P	98.97	1:00.348	18:17:54.326	
7 - D2	OUTLAP	46.950	IN PIT	202.6	3:23.096	P	80.15	1:38.969	18:21:17.422	
8 - D3	OUTLAP	48.083	IN PIT	185.2	2:45.473	P	98.37	1:01.346	18:24:02.895	
9 - D3	OUTLAP	50.002	IN PIT	200.0	3:27.600	P	78.41	1:43.473	18:27:30.495	
10 - D2	OUTLAP	56.379	IN PIT	180.3	2:54.837	P	93.11	1:10.710	18:30:25.332	
11 - D2	OUTLAP	54.953	IN PIT	186.2	3:34.956	P	75.73	1:50.829	18:34:00.288	
12 - D1	OUTLAP	50.280	IN PIT	198.5	2:46.547	P	97.74	1:02.420	18:36:46.835	
13 - D1	OUTLAP	48.916	IN PIT	134.3	3:48.316	P	71.30	2:04.189	18:40:35.151	
14 - D3	OUTLAP	45.577	31.596	173.0	2:02.466		132.92	18.339	18:42:37.617	
15 - D3	33.451	42.574	30.388	174.4	233.7		1:46.413	152.98	2.286	18:44:24.030
16 - D3	33.049	42.148	30.855	174.7	233.2		1:46.052	153.50	1.925	18:46:10.082
17 - D3	32.916	44.628	31.772	173.6	233.7		1:49.316	148.91	5.189	18:47:59.398
18 - D3	33.998	46.284	31.503	174.4	229.2		1:51.785	145.62	7.658	18:49:51.183
19 - D3	33.041	42.645	30.835	175.3	234.2		1:46.521	152.82	2.394	18:51:37.704
20 - D3	33.130	42.179	30.054	173.9	233.7		1:45.363	154.50	1.236	18:53:23.067
21 - D3	33.100	43.467	30.964	174.1	233.2		1:47.531	151.39	3.404	18:55:10.598
22 - D3	32.902	42.311	30.307	174.4	232.2		1:45.520	154.27	1.393	18:56:56.118
23 - D3	32.673	42.859	30.395	175.0	233.7		1:45.927	153.68	1.800	18:58:42.045
24 - D3	32.758	42.181	30.106	175.6	235.2		1:45.045	154.97	0.918	19:00:27.090
25 - D3	32.670	41.673	29.948	175.0	235.2		1:44.291	156.09	0.164	19:02:11.381
26 - D3	32.636	41.862	29.968	174.7	235.8		1:44.466	155.83	0.339	19:03:55.847
27 - D3	32.515	41.524	30.088	175.0	234.7		1:44.127	156.33		19:05:39.974
28 - D3	33.821	43.818	IN PIT	234.7	3:10.729	P	85.35	1:26.602		19:08:50.703
29 - D2	OUTLAP	58.384	IN PIT	127.3	3:42.582	P	73.13	1:58.455		19:12:33.285
30 - D2	OUTLAP	50.551	34.780	171.1	172.2		2:14.005	121.48	29.878	19:14:47.290
31 - D2	36.709	47.441	34.993	171.7	228.8		1:59.143	136.63	15.016	19:16:46.433
32 - D2	36.612	46.866	IN PIT	217.7	4:28.785	P	60.56	2:44.658		19:21:15.218
33 - D1	OUTLAP	1:03.266	IN PIT	176.1	3:34.632	P	75.84	1:50.505		19:24:49.850
34 - D1	OUTLAP	52.710	36.965	169.2	187.8		2:13.089	122.31	28.962	19:27:02.939
35 - D1	36.732	47.530	34.531	170.3	229.7		1:58.793	137.03	14.666	19:29:01.732
36 - D1	36.557	47.493	34.051	170.0	228.3		1:58.101	137.84	13.974	19:30:59.833

Weather / Track : Showers / Changeable

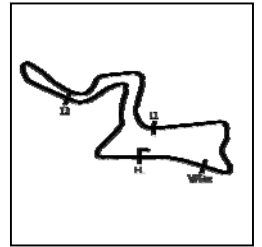
Kyalami Grand Prix Circuit

Circuit Length = 4.522 km

Start: 18:00 Flag 19:30 End: 19:34

# Kyalami 9 Hours

## FREE PRACTICE - NIGHT SESSION - SECTOR ANALYSIS

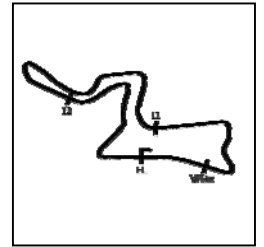


SECTOR 1 = FL to I1, SECTOR 2 = I1 to I2 SECTOR 3 = I2 to I3, SECTOR 4 = I3 to FL, DIFF = Difference To Personal Best Lap, P = Crossed Finish Line in Pit Lane, D = Time Disallowed

P12		6 Silver Black Falcon		Mercedes-AMG GT3						
IDEAL LAP TIME : 1:44.119		BEST LAP TIME : 1:44.162		DIFFERENCE : 0.043						
D1: Hubert HAUPT		D2: Patrick ASSENHEIMER		D3: Sergei AFANASIEV						
LAP	SECTOR 1	SECTOR 2	SECTOR 3	SPEED TRAP	LAP TIME	KPH	DIFF	TIME OF DAY		
1 - D3	OUTLAP	51.131	IN PIT		142.8	3:34.214	<b>P</b>	75.99	1:50.052	18:12:57.363
2 - D3	OUTLAP	44.988	31.886	171.4	184.3	2:01.208		134.30	17.046	18:14:58.571
3 - D3	34.116	42.830	31.112	171.7	233.2	1:48.058		150.65	3.896	18:16:46.629
4 - D3	33.397	43.431	31.945	173.9	<b>234.7</b>	1:48.773		149.66	4.611	18:18:35.402
5 - D3	32.634	42.146	30.904	172.8	234.2	1:45.684		154.03	1.522	18:20:21.086
6 - D3	32.617	41.592	30.608	170.6	233.7	1:44.817	<b>(3)</b>	155.31	0.655	18:22:05.903
7 - D3	32.980	42.113	30.197	<b>174.7</b>	233.7	1:45.290		154.61	1.128	18:23:51.193
8 - D3	32.607	<b>41.479</b>	<b>30.076</b>	173.9	233.7	<b>1:44.162 (1)</b>		<b>156.28</b>		<b>18:25:35.355</b>
9 - D3	<b>32.564</b>	41.681	30.164	174.4	234.2	1:44.409	<b>(2)</b>	155.91	0.247	18:27:19.764
10 - D3	33.884	42.947	IN PIT		<b>234.7</b>	4:00.042	<b>P</b>	67.81	2:15.880	18:31:19.806
11 - D1	OUTLAP	48.489	33.526	171.4	157.4	2:07.461		127.71	23.299	18:33:27.267
12 - D1	33.918	45.988	31.535	171.7	233.2	1:51.441		146.07	7.279	18:35:18.708
13 - D1	33.445	42.990	31.487	171.4	232.7	1:47.922		150.84	3.760	18:37:06.630
14 - D1	33.676	44.119	32.278	171.4	231.7	1:50.073		147.89	5.911	18:38:56.703
15 - D1	33.853	47.609	32.273	171.4	231.2	1:53.735		143.13	9.573	18:40:50.438
16 - D1	33.502	44.204	31.236	171.7	230.7	1:48.942		149.42	4.780	18:42:39.380
17 - D1	33.334	42.889	30.797	171.1	231.7	1:47.020		152.11	2.858	18:44:26.400
18 - D1	33.542	43.501	31.668	171.1	231.2	1:48.711		149.74	4.549	18:46:15.111
19 - D1	33.681	45.906	IN PIT		230.2	3:04.859	<b>P</b>	88.06	1:20.697	18:49:19.970
20 - D2	OUTLAP	46.662	34.048	169.5	176.7	2:04.118		131.15	19.956	18:51:24.088
21 - D2	35.941	46.923	32.673	170.6	218.1	1:55.537		140.90	11.375	18:53:19.625
22 - D2	34.410	45.329	32.153	171.4	228.8	1:51.892		145.49	7.730	18:55:11.517
23 - D2	33.454	43.959	31.441	172.2	229.7	1:48.854		149.55	4.692	18:57:00.371
24 - D2	33.754	44.076	IN PIT		230.7	2:57.265	<b>P</b>	91.83	1:13.103	18:59:57.636
25 - D2	OUTLAP	44.165	IN PIT		203.0	2:10.002	<b>P</b>	125.22	25.840	19:02:07.638
26 - D2	OUTLAP	46.883	IN PIT		181.5	3:22.514	<b>P</b>	80.38	1:38.352	19:05:30.152
27 - D2	OUTLAP	44.974	33.963	171.4	201.8	1:59.234		136.53	15.072	19:07:29.386
28 - D2	36.115	52.557	IN PIT		228.3	4:16.036	<b>P</b>	63.58	2:31.874	19:11:45.422
29 - D3	OUTLAP	54.114	37.145	165.3	153.1	2:20.474		115.88	36.312	19:14:05.896
30 - D3	37.647	49.868	35.247	169.2	216.4	2:02.762		132.60	18.600	19:16:08.658
31 - D3	36.568	48.105	34.497	168.4	228.3	1:59.170		136.60	15.008	19:18:07.828
32 - D3	39.289	47.345	34.392	168.2	228.3	2:01.026		134.50	16.864	19:20:08.854
33 - D3	36.248	47.806	IN PIT		228.8	3:25.582	<b>P</b>	79.18	1:41.420	19:23:34.436
34 - D3	OUTLAP	51.058	IN PIT		133.8	3:34.432	<b>P</b>	75.91	1:50.270	19:27:08.868

# Kyalami 9 Hours

## FREE PRACTICE - NIGHT SESSION - SECTOR ANALYSIS



SECTOR 1 = FL to I1, SECTOR 2 = I1 to I2 SECTOR 3 = I2 to I3, SECTOR 4 = I3 to FL, DIFF = Difference To Personal Best Lap, P = Crossed Finish Line in Pit Lane, D = Time Disallowed

P13 30 Pro		Honda Team Motul			Honda NSX GT3 2019				
IDEAL LAP TIME : 1:43.767		BEST LAP TIME : 1:44.264			DIFFERENCE : 0.497				
D1: Marco BONANOMI		D2: Bertrand BAGUETTE			D3: Dane CAMERON				
LAP	SECTOR 1	SECTOR 2	SECTOR 3	SPEED TRAP	LAP TIME	KPH	DIFF	TIME OF DAY	
1 - D3	35.295	46.164	33.464	171.7	230.2	1:54.923	141.65	10.659	18:04:10.386
2 - D3	34.183	45.275	32.488	171.9	236.3	1:51.946	145.42	7.682	18:06:02.332
3 - D3	34.714	45.664	31.450	172.8	236.8	1:51.828	145.57	7.564	18:07:54.160
4 - D3	33.679	43.400	31.090	172.8	236.3	1:48.169	150.49	3.905	18:09:42.329
5 - D3	33.244	44.639	31.082	174.1	236.3	1:48.965	149.39	4.701	18:11:31.294
6 - D3	33.092	42.994	31.879	173.9	237.8	1:47.965	150.78	3.701	18:13:19.259
7 - D3	32.897	41.821	30.243	175.6	236.3	1:44.961	155.09	0.697	18:15:04.220
8 - D3	32.747	<b>41.461</b>	30.137	173.0	238.4	1:44.345 (2)	156.01	0.081	18:16:48.565
9 - D3	32.547	44.474	30.324	175.6	238.4	1:47.345	151.65	3.081	18:18:35.910
10 - D3	32.909	41.971	30.658	175.0	238.4	1:45.538	154.24	1.274	18:20:21.448
11 - D3	32.821	43.560	30.447	175.0	<b>238.9</b>	1:46.828	152.38	2.564	18:22:08.276
12 - D3	32.644	42.028	29.886	174.1	237.8	1:44.558 (3)	155.69	0.294	18:23:52.834
<b>13 - D3</b>	<b>32.506</b>	41.958	<b>29.800</b>	<b>175.8</b>	238.4	<b>1:44.264 (1)</b>	<b>156.13</b>		<b>18:25:37.098</b>
14 - D3	32.785	41.746	IN PIT		238.4	5:09.867 P	52.53	3:25.603	18:30:46.965
15 - D1	OUTLAP	44.858	31.073	174.4	198.5	1:56.426	139.82	12.162	18:32:43.391
16 - D1	33.115	42.506	30.445	174.1	235.8	1:46.066	153.48	1.802	18:34:29.457
17 - D1	32.827	42.151	30.131	174.1	236.8	1:45.109	154.87	0.845	18:36:14.566
18 - D1	32.924	42.007	30.691	174.1	236.3	1:45.622	154.12	1.358	18:38:00.188
19 - D1	32.765	42.983	30.607	174.7	235.8	1:46.355	153.06	2.091	18:39:46.543
20 - D1	33.124	43.259	30.371	175.0	235.2	1:46.754	152.49	2.490	18:41:33.297
21 - D1	32.879	41.967	30.371	174.1	235.8	1:45.217	154.72	0.953	18:43:18.514
22 - D1	32.952	42.196	30.600	174.4	235.8	1:45.748	153.94	1.484	18:45:04.262
23 - D1	32.843	42.601	30.973	173.3	234.7	1:46.417	152.97	2.153	18:46:50.679
24 - D1	33.270	43.654	31.090	173.6	233.7	1:48.014	150.71	3.750	18:48:38.693
25 - D1	33.806	43.505	31.385	175.0	233.2	1:48.696	149.76	4.432	18:50:27.389
26 - D1	33.962	43.469	30.792	174.4	229.2	1:48.223	150.42	3.959	18:52:15.612
27 - D1	33.654	42.775	30.469	173.9	234.2	1:46.898	152.28	2.634	18:54:02.510
28 - D1	33.307	42.476	30.435	174.7	233.7	1:46.218	153.26	1.954	18:55:48.728
29 - D1	33.162	43.382	IN PIT		232.2	3:08.581 P	86.32	1:24.317	18:58:57.309
30 - D2	OUTLAP	42.566	30.452	174.7	205.3	1:52.582	144.59	8.318	19:00:49.891
31 - D2	32.786	42.055	29.924	174.4	237.3	1:44.765	155.38	0.501	19:02:34.656
32 - D2	32.743	41.580	30.408	174.4	236.8	1:44.731	155.43	0.467	19:04:19.387
33 - D2	33.006	41.746	30.000	175.3	235.2	1:44.752	155.40	0.488	19:06:04.139
34 - D2	32.844	43.237	33.926	171.7	235.8	1:50.007	147.98	5.743	19:07:54.146
35 - D2	38.449	51.587	IN PIT		198.1	11:18.406 P	23.99	9:34.142	19:19:12.552
36 - D2	OUTLAP	48.504	34.643	170.6	203.7	2:06.420	128.77	22.156	19:21:18.972
37 - D2	36.212	47.550	34.797	170.6	231.7	1:58.559	137.30	14.295	19:23:17.531
38 - D2	37.461	49.712	IN PIT		208.8	4:12.749 P	64.40	2:28.485	19:27:30.280
39 - D2	OUTLAP	49.200	36.094	169.5	199.2	2:07.996	127.18	23.732	19:29:38.276
40 - D2	37.236	48.387	34.434	170.8	227.3	2:00.057	135.59	15.793	19:31:38.333

Weather / Track : Showers / Changeable

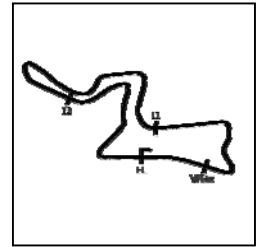
Kyalami Grand Prix Circuit

Circuit Length = 4.522 km

Start: 18:00 Flag 19:30 End: 19:34

# Kyalami 9 Hours

## FREE PRACTICE - NIGHT SESSION - SECTOR ANALYSIS



SECTOR 1 = FL to I1, SECTOR 2 = I1 to I2 SECTOR 3 = I2 to I3, SECTOR 4 = I3 to FL, DIFF = Difference To Personal Best Lap, P = Crossed Finish Line in Pit Lane, D = Time Disallowed

P14 10 Pro Mercedes-AMG Team SPS Automotive Perf Mercedes-AMG GT3									
IDEAL LAP TIME : 1:43.536		BEST LAP TIME : 1:44.450		DIFFERENCE : 0.914					
D1: Yelmer BUURMAN		D2: Luca STOLZ		D3: Maximilian GOETZ					
LAP	SECTOR 1	SECTOR 2	SECTOR 3	SPEED TRAP	LAP TIME	KPH	DIFF	TIME OF DAY	
1 - D3	OUTLAP	50.878	34.886	167.9	177.0	2:12.253	123.09	27.803	18:02:31.935
2 - D3	35.587	45.076	32.226	170.6	220.8	1:52.889	144.20	8.439	18:04:24.824
3 - D3	33.837	42.679	32.571	171.9	231.2	1:49.087	149.23	4.637	18:06:13.911
4 - D3	33.460	44.511	31.462	171.9	232.2	1:49.433	148.75	4.983	18:08:03.344
5 - D3	32.909	41.373	31.647	173.0	232.7	1:45.929	153.68	1.479	18:09:49.273
6 - D3	33.096	42.292	30.532	172.8	<b>234.2</b>	1:45.920	153.69	1.470	18:11:35.193
7 - D3	32.985	43.105	32.968	173.3	<b>234.2</b>	1:49.058	149.27	4.608	18:13:24.251
8 - D3	33.714	<b>41.034</b>	IN PIT		233.2	6:52.473	<b>P</b> 39.46	5:08.023	18:20:16.724
9 - D1	OUTLAP	42.991	30.907	172.5	203.7	1:53.083	143.95	8.633	18:22:09.807
10 - D1	33.236	43.000	31.036	171.9	232.7	1:47.272	151.75	2.822	18:23:57.079
11 - D1	33.193	42.376	30.386	173.0	231.2	1:45.955	153.64	1.505	18:25:43.034
12 - D1	32.906	42.266	30.272	173.0	232.2	1:45.444	154.38	0.994	18:27:28.478
13 - D1	32.975	42.953	31.032	<b>173.6</b>	232.2	1:46.960	152.19	2.510	18:29:15.438
14 - D1	32.964	42.469	30.284	173.0	232.7	1:45.717	153.98	1.267	18:31:01.155
15 - D1	32.898	42.201	30.263	173.0	232.7	1:45.362	154.50	0.912	18:32:46.517
16 - D1	32.939	41.765	30.107	173.3	233.2	1:44.811	<b>(3)</b> 155.31	0.361	18:34:31.328
17 - D1	32.717	42.082	IN PIT		233.7	5:09.407	<b>P</b> 52.61	3:24.957	18:39:40.735
18 - D2	OUTLAP	44.217	30.547	<b>173.6</b>	205.3	1:55.085	141.45	10.635	18:41:35.820
19 - D2	33.120	42.221	30.107	172.5	232.2	1:45.448	154.38	0.998	18:43:21.268
20 - D2	33.515	41.975	30.386	171.7	232.2	1:45.876	153.75	1.426	18:45:07.144
21 - D2	32.912	42.560	32.293	170.8	230.7	1:47.765	151.06	3.315	18:46:54.909
22 - D2	33.590	45.214	31.381	171.1	229.7	1:50.185	147.74	5.735	18:48:45.094
23 - D2	33.501	44.239	31.711	171.9	229.7	1:49.451	148.73	5.001	18:50:34.545
24 - D2	33.502	43.909	30.885	172.5	230.7	1:48.296	150.32	3.846	18:52:22.841
25 - D2	33.078	42.151	IN PIT		230.7	3:01.457	<b>P</b> 89.71	1:17.007	18:55:24.298
26 - D2	OUTLAP	44.008	30.538	172.2	204.5	1:53.445	143.49	8.995	18:57:17.743
27 - D2	33.134	41.931	30.104	173.0	230.7	1:45.169	154.79	0.719	18:59:02.912
28 - D2	32.953	41.731	<b>29.807</b>	172.8	232.2	1:44.491	<b>(2)</b> 155.79	0.041	19:00:47.403
<b>29 - D2</b>	32.842	41.466	30.142	171.7	233.7	<b>1:44.450</b>	<b>(1)</b> 155.85		<b>19:02:31.853</b>
30 - D2	<b>32.695</b>	41.289	IN PIT		232.7	3:00.600	<b>P</b> 90.13	1:16.150	19:05:32.453
31 - D3	OUTLAP	44.081	32.676	172.8	204.9	1:56.122	140.19	11.672	19:07:28.575
32 - D3	35.790	51.835	IN PIT		231.7	18:09.520	<b>P</b> 14.94	16:25.070	19:25:38.095
33 - D3	OUTLAP	50.825	37.708	167.1	185.8	2:14.049	121.44	29.599	19:27:52.144
34 - D3	39.636	49.447	34.877	167.1	205.3	2:03.960	131.32	19.510	19:29:56.104
35 - D3	37.658	48.875	34.737	167.7	219.0	2:01.270	134.23	16.820	19:31:57.374

Weather / Track : Showers / Changeable

Kyalami Grand Prix Circuit

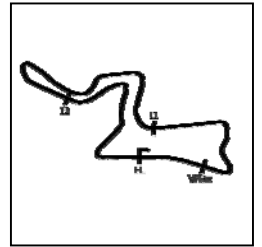
Circuit Length = 4.522 km

Start: 18:00 Flag 19:30 End: 19:34



# Kyalami 9 Hours

## FREE PRACTICE - NIGHT SESSION - SECTOR ANALYSIS



SECTOR 1 = FL to I1, SECTOR 2 = I1 to I2 SECTOR 3 = I2 to I3, SECTOR 4 = I3 to FL, DIFF = Difference To Personal Best Lap, P = Crossed Finish Line in Pit Lane, D = Time Disallowed

P15 108 Pro		Bentley Team M-Sport			Bentley Continental GT3					
IDEAL LAP TIME : 1:44.029		BEST LAP TIME : 1:44.611			DIFFERENCE : 0.582					
D1: Rodrigo BAPTISTA		D2: Andy SOUCEK			D3: Steven KANE					
LAP	SECTOR 1	SECTOR 2	SECTOR 3	SPEED TRAP	LAP TIME	KPH	DIFF	TIME OF DAY		
1 - D3	OUTLAP	48.716	IN PIT	196.3	3:27.936	P	78.28	1:43.325	18:03:54.321	
2 - D3	OUTLAP	48.314	34.994	171.4	194.9	2:06.466	128.72	21.855	18:06:00.787	
3 - D3	35.754	46.980	32.577	170.0	231.2	1:55.311	141.17	10.700	18:07:56.098	
4 - D3	34.035	43.193	30.942	173.3	236.3	1:48.170	150.49	3.559	18:09:44.268	
5 - D3	35.431	42.708	30.326	173.9	237.8	1:48.465	150.08	3.854	18:11:32.733	
6 - D3	34.361	42.105	31.027	174.1	238.9	1:47.493	151.44	2.882	18:13:20.226	
7 - D3	33.215	41.546	30.357	175.3	238.4	1:45.118	154.86	0.507	18:15:05.344	
8 - D3	32.641	<b>41.486</b>	IN PIT		239.4	4:13.583	P	64.19	2:28.972	18:19:18.927
9 - D2	OUTLAP	44.180	30.952	176.7	139.5	2:03.017	132.33	18.406	18:21:21.944	
10 - D2	33.098	42.818	31.047	173.9	239.4	1:46.963	152.19	2.352	18:23:08.907	
<b>11 - D2</b>	32.792	41.893	<b>29.926</b>	177.0	238.9	<b>1:44.611 (1)</b>	<b>155.61</b>		<b>18:24:53.518</b>	
12 - D2	<b>32.617</b>	41.925	30.129	177.6	239.4	1:44.671	(2)	0.060	18:26:38.189	
13 - D2	32.985	42.390	30.413	<b>177.9</b>	240.5	1:45.788	153.88	1.177	18:28:23.977	
14 - D2	32.645	41.955	30.564	<b>177.9</b>	240.5	1:45.164	154.79	0.553	18:30:09.141	
15 - D2	33.494	45.489	IN PIT		<b>241.6</b>	2:58.819	P	91.03	1:14.208	18:33:07.960
16 - D1	OUTLAP	44.542	30.954	177.0	148.9	2:01.663	133.80	17.052	18:35:09.623	
17 - D1	33.055	42.460	32.036	175.8	<b>241.6</b>	1:47.551	151.36	2.940	18:36:57.174	
18 - D1	34.102	42.481	30.384	177.0	238.9	1:46.967	152.18	2.356	18:38:44.141	
19 - D1	33.010	43.430	30.565	177.6	238.9	1:47.005	152.13	2.394	18:40:31.146	
20 - D1	32.826	42.021	29.936	177.0	240.0	1:44.783	(3)	0.172	18:42:15.929	
21 - D1	32.809	42.703	29.940	177.0	240.5	1:45.452	154.37	0.841	18:44:01.381	
22 - D1	39.160	45.195	IN PIT		240.0	26:37.597	P	10.18	24:52.986	19:10:38.978
23 - D3	OUTLAP	50.938	35.416	169.2	145.1	2:15.295	120.32	30.684	19:12:54.273	
24 - D3	37.081	50.056	35.282	172.2	223.6	2:02.419	132.97	17.808	19:14:56.692	
25 - D3	36.574	48.091	IN PIT		233.7	5:00.466	P	54.17	3:15.855	19:19:57.158
26 - D2	OUTLAP	49.081	IN PIT		200.0	5:53.469	P	46.05	4:08.858	19:25:50.627
27 - D1	OUTLAP	54.054	38.468	162.6	127.6	2:28.142	109.88	43.531	19:28:18.769	
28 - D1	39.494	51.062	36.475	168.7	181.2	2:07.031	128.15	22.420	19:30:25.800	

Weather / Track : Showers / Changeable

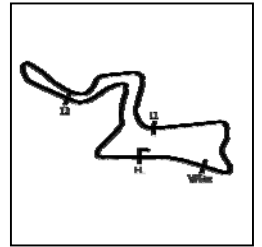
Kyalami Grand Prix Circuit

Circuit Length = 4.522 km

Start: 18:00 Flag 19:30 End: 19:34

# Kyalami 9 Hours

## FREE PRACTICE - NIGHT SESSION - SECTOR ANALYSIS



SECTOR 1 = FL to I1, SECTOR 2 = I1 to I2 SECTOR 3 = I2 to I3, SECTOR 4 = I3 to FL, DIFF = Difference To Personal Best Lap, P = Crossed Finish Line in Pit Lane, D = Time Disallowed

P16 76 Pro R-Motorsport		Aston Martin Vantage AMR GT3							
IDEAL LAP TIME : 1:44.383		BEST LAP TIME : 1:44.736		DIFFERENCE : 0.353					
D1: Maxime MARTIN		D2: Enaam AHMED		D3: Jake DENNIS					
LAP	SECTOR 1	SECTOR 2	SECTOR 3	SPEED TRAP	LAP TIME	KPH	DIFF	TIME OF DAY	
1 - D2	OUTLAP	1:06.963	46.016	140.4	136.1	2:51.882	94.71	1:07.146	18:03:00.539
2 - D2	49.037	1:08.639	48.280	149.7	153.6	2:45.956	98.09	1:01.220	18:05:46.495
3 - D2	49.359	1:07.982	IN PIT		149.1	4:13.888	P 64.11	2:29.152	18:10:00.383
4 - D1	OUTLAP	48.164	33.971	168.4	169.8	2:08.207	126.97	23.471	18:12:08.590
5 - D1	35.444	44.701	33.766	170.6	226.8	1:53.911	142.91	9.175	18:14:02.501
6 - D1	34.710	42.549	30.870	172.2	232.7	1:48.129	150.55	3.393	18:15:50.630
7 - D1	33.158	41.853	IN PIT		234.7	3:06.323	P 87.37	1:21.587	18:18:56.953
8 - D3	OUTLAP	42.893	32.403	174.4	205.3	1:55.494	140.95	10.758	18:20:52.447
9 - D3	32.928	42.333	30.333	174.4	234.2	1:45.594	(3) 154.16	0.858	18:22:38.041
10 - D3	<b>32.671</b>	41.932	30.133	175.0	235.2	<b>1:44.736 (1)</b>	<b>155.43</b>		<b>18:24:22.777</b>
11 - D3	37.016	45.662	IN PIT		215.1	3:09.420	P 85.94	1:24.684	18:27:32.197
12 - D2	OUTLAP	52.153	33.905	173.3	187.5	2:10.240	124.99	25.504	18:29:42.437
13 - D2	34.642	44.681	31.762	175.6	235.2	1:51.085	146.54	6.349	18:31:33.522
14 - D2	33.622	45.257	30.761	<b>175.8</b>	237.3	1:49.640	148.47	4.904	18:33:23.162
15 - D2	33.005	43.309	31.107	175.3	236.8	1:47.421	151.54	2.685	18:35:10.583
16 - D2	34.545	45.995	IN PIT		<b>238.4</b>	4:10.043	P 65.10	2:25.307	18:39:20.626
17 - D1	OUTLAP	44.079	31.189	172.8	202.2	1:56.140	140.16	11.404	18:41:16.766
18 - D1	33.023	42.449	30.349	173.6	232.7	1:45.821	153.83	1.085	18:43:02.587
19 - D1	33.015	42.205	30.413	173.3	233.2	1:45.633	154.11	0.897	18:44:48.220
20 - D1	33.135	43.512	IN PIT		233.2	5:01.476	P 53.99	3:16.740	18:49:49.696
21 - D1	OUTLAP	44.415	36.687	170.8	194.2	2:03.815	131.48	19.079	18:51:53.511
22 - D1	33.223	42.463	30.302	172.8	231.2	1:45.988	153.59	1.252	18:53:39.499
23 - D1	33.066	41.903	IN PIT		232.2	3:30.926	P 77.17	1:46.190	18:57:10.425
24 - D1	OUTLAP	42.261	30.512	173.6	204.1	1:56.438	139.81	11.702	18:59:06.863
25 - D1	33.156	42.120	IN PIT		233.7	3:20.350	P 81.25	1:35.614	19:02:27.213
26 - D1	OUTLAP	42.021	32.360	173.6	204.9	1:53.569	143.34	8.833	19:04:20.782
27 - D1	33.042	<b>41.694</b>	<b>30.018</b>	173.6	234.2	1:44.754	(2) 155.40	0.018	19:06:05.536
28 - D1	32.852	43.544	IN PIT		234.7	4:09.463	P 65.25	2:24.727	19:10:14.999
29 - D3	OUTLAP	50.568	37.905	169.0	163.6	2:14.754	120.80	30.018	19:12:29.753
30 - D3	36.627	46.861	34.703	170.3	228.8	1:58.191	137.73	13.455	19:14:27.944
31 - D3	35.878	46.285	33.233	170.3	230.7	1:55.396	141.07	10.660	19:16:23.340
32 - D3	35.918	46.298	IN PIT		232.2	2:45.511	P 98.35	1:00.775	19:19:08.851

Weather / Track : Showers / Changeable

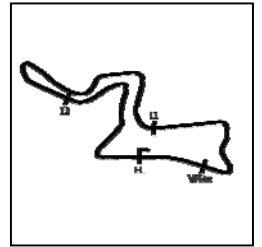
Kyalami Grand Prix Circuit

Circuit Length = 4.522 km

Start: 18:00 Flag 19:30 End: 19:34

# Kyalami 9 Hours

## FREE PRACTICE - NIGHT SESSION - SECTOR ANALYSIS



SECTOR 1 = FL to I1, SECTOR 2 = I1 to I2 SECTOR 3 = I2 to I3, SECTOR 4 = I3 to FL, DIFF = Difference To Personal Best Lap, P = Crossed Finish Line in Pit Lane, D = Time Disallowed

P17 62 Pro		R-Motorsport		Aston Martin Vantage AMR GT3					
IDEAL LAP TIME : 1:44.606		BEST LAP TIME : 1:44.789		DIFFERENCE : 0.183					
D1: Ricky COLLARD		D2: Hugo de SADELEER		D3: Marvin KIRCHHOEFER					
LAP	SECTOR 1	SECTOR 2	SECTOR 3		SPEED TRAP	LAP TIME	KPH	DIFF	TIME OF DAY
1 - D1	OUTLAP	53.652	37.988	145.3	155.1	2:16.831	118.97	32.042	18:02:31.267
2 - D1	39.171	50.223	37.573	157.6	175.6	2:06.967	128.21	22.178	18:04:38.234
3 - D1	40.469	51.088	IN PIT		169.8	3:12.888	<b>P</b> 84.39	1:28.099	18:07:51.122
4 - D2	OUTLAP	50.504	35.822	167.9	173.3	2:12.211	123.13	27.422	18:10:03.333
5 - D2	36.217	48.492	34.599	165.3	227.3	1:59.308	136.44	14.519	18:12:02.641
6 - D2	35.805	48.230	IN PIT		230.7	3:18.459	<b>P</b> 82.02	1:33.670	18:15:21.100
7 - D3	OUTLAP	50.124	35.388	165.3	145.3	2:12.793	122.59	28.004	18:17:33.893
8 - D3	37.661	48.671	35.802	160.9	200.3	2:02.134	133.28	17.345	18:19:36.027
9 - D3	39.098	48.632	IN PIT		188.8	3:21.736	<b>P</b> 80.69	1:36.947	18:22:57.763
10 - D2	OUTLAP	51.510	36.862	164.3	138.2	2:18.188	117.80	33.399	18:25:15.951
11 - D2	36.786	47.389	32.433	173.3	228.8	1:56.608	139.60	11.819	18:27:12.559
12 - D2	33.627	43.609	32.118	174.4	235.8	1:49.354	148.86	4.565	18:29:01.913
13 - D2	33.274	42.168	30.172	173.9	236.3	1:45.614	154.13	0.825	18:30:47.527
14 - D2	<b>32.932</b>	41.954	30.537	<b>175.0</b>	235.8	1:45.423	154.41	0.634	18:32:32.950
<b>15 - D2</b>	<b>33.000</b>	<b>41.763</b>	30.026	173.3	<b>236.8</b>	<b>1:44.789 (1)</b>	<b>155.35</b>		<b>18:34:17.739</b>
16 - D2	32.974	42.221	30.118	174.1	236.3	1:45.313	<b>(3)</b> 154.57	0.524	18:36:03.052
17 - D2	32.939	43.387	30.672	173.6	236.3	1:46.998	152.14	2.209	18:37:50.050
18 - D2	38.392	49.043	31.855	173.9	176.7	1:59.290	136.46	14.501	18:39:49.340
19 - D2	33.100	43.707	33.220	173.9	235.2	1:50.027	147.95	5.238	18:41:39.367
20 - D2	33.029	41.985	<b>29.911</b>	174.7	235.2	1:44.925	<b>(2)</b> 155.15	0.136	18:43:24.292
21 - D2	33.066	42.219	30.074	<b>175.0</b>	235.8	1:45.359	154.51	0.570	18:45:09.651
22 - D2	33.301	42.385	IN PIT		235.2	4:01.761	<b>P</b> 67.33	2:16.972	18:49:11.412
23 - D1	OUTLAP	56.046	IN PIT		189.8	7:29.259	<b>P</b> 36.23	5:44.470	18:56:40.671
24 - D1	OUTLAP	48.620	IN PIT		196.0	6:26.236	<b>P</b> 42.14	4:41.447	19:03:06.907
25 - D3	OUTLAP	43.941	30.698	174.4	151.6	1:56.988	139.15	12.199	19:05:03.895
26 - D3	33.032	42.299	30.510	174.1	233.2	1:45.841	153.80	1.052	19:06:49.736
27 - D3	33.286	50.509	IN PIT		234.2	5:25.897	<b>P</b> 49.95	3:41.108	19:12:15.633
28 - D3	OUTLAP	49.473	IN PIT		124.4	3:51.515	<b>P</b> 70.31	2:06.726	19:16:07.148
29 - D3	OUTLAP	46.913	33.403	170.6	202.2	2:02.289	133.12	17.500	19:18:09.437
30 - D3	36.248	46.483	IN PIT		231.7	2:44.741	<b>P</b> 98.81	59.952	19:20:54.178

Weather / Track : Showers / Changeable

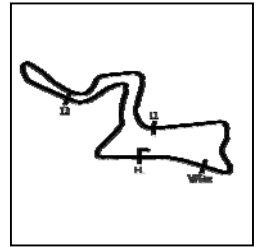
Kyalami Grand Prix Circuit

Circuit Length = 4.522 km

Start: 18:00 Flag 19:30 End: 19:34

# Kyalami 9 Hours

## FREE PRACTICE - NIGHT SESSION - SECTOR ANALYSIS



SECTOR 1 = FL to I1, SECTOR 2 = I1 to I2 SECTOR 3 = I2 to I3, SECTOR 4 = I3 to FL, DIFF = Difference To Personal Best Lap, P = Crossed Finish Line in Pit Lane, D = Time Disallowed

P18 22 Silver		WTM Racing powered by Rinaldi			Ferrari 488 GT3				
IDEAL LAP TIME : 1:45.190		BEST LAP TIME : 1:45.495			DIFFERENCE : 0.305				
D1: Leonard WEISS		D2: Jochen KRUMBACH		D3: David PEREL					
LAP	SECTOR 1	SECTOR 2	SECTOR 3	SPEED TRAP	LAP TIME	KPH	DIFF	TIME OF DAY	
1 - D2	OUTLAP	50.233	37.715	163.6	121.7	2:20.360	115.98	34.865	18:13:22.928
2 - D2	36.638	45.455	33.177	170.0	217.7	1:55.270	141.22	9.775	18:15:18.198
3 - D2	34.682	44.021	31.184	169.8	230.7	1:49.887	148.14	4.392	18:17:08.085
4 - D2	33.807	43.128	31.205	170.0	231.2	1:48.140	150.53	2.645	18:18:56.225
5 - D2	33.378	42.930	31.156	170.0	230.7	1:47.464	151.48	1.969	18:20:43.689
6 - D2	33.604	42.661	30.402	171.7	231.2	1:46.667 (3)	152.61	1.172	18:22:30.356
7 - D2	33.585	42.835	30.820	172.2	232.2	1:47.240	151.80	1.745	18:24:17.596
8 - D2	33.884	43.045	IN PIT		232.2	5:11.209 P	52.30	3:25.714	18:29:28.805
9 - D1	OUTLAP	49.867	36.791	167.1	175.0	2:10.832	124.42	25.337	18:31:39.637
10 - D1	37.766	47.520	33.673	168.4	214.2	1:58.959	136.84	13.464	18:33:38.596
11 - D1	35.601	46.184	32.312	170.3	230.7	1:54.097	142.67	8.602	18:35:32.693
12 - D1	34.510	45.735	32.081	171.4	231.7	1:52.326	144.92	6.831	18:37:25.019
13 - D1	34.721	44.988	IN PIT		230.7	5:47.515 P	46.84	4:02.020	18:43:12.534
14 - D3	OUTLAP	44.193	31.358	170.3	178.8	2:00.873	134.68	15.378	18:45:13.407
15 - D3	33.477	44.612	31.674	169.0	229.2	1:49.763	148.31	4.268	18:47:03.170
16 - D3	34.204	43.684	IN PIT		228.3	5:09.886 P	52.53	3:24.391	18:52:13.056
17 - D3	OUTLAP	43.096	30.722	170.3	198.1	1:54.231	142.51	8.736	18:54:07.287
18 - D3	33.206	42.266	30.167	171.1	229.2	1:45.639 (2)	154.10	0.144	18:55:52.926
19 - D3	33.753	42.752	30.965	170.0	230.2	1:47.470	151.47	1.975	18:57:40.396
20 - D3	33.022	42.393	30.080	172.2	230.2	1:45.495 (1)	154.31		18:59:25.891
21 - D3	33.183	46.171	IN PIT		232.2	3:10.891 P	85.28	1:25.396	19:02:36.782
22 - D3	OUTLAP	42.088	30.161	171.4	201.8	1:53.186	143.82	7.691	19:04:29.968
23 - D3	33.025	42.237	IN PIT		231.7	4:16.423 P	63.48	2:30.928	19:08:46.391
24 - D2	OUTLAP	1:04.169	IN PIT		131.8	4:03.253 P	66.92	2:17.758	19:12:49.644
25 - D2	OUTLAP	51.239	36.491	164.6	184.3	2:13.780	121.68	28.285	19:15:03.424
26 - D2	38.276	48.778	35.516	165.6	212.1	2:02.570	132.81	17.075	19:17:05.994
27 - D2	36.587	47.940	IN PIT		227.8	4:41.949 P	57.73	2:56.454	19:21:47.943

Weather / Track : Showers / Changeable

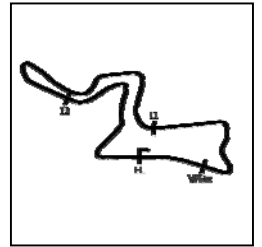
Kyalami Grand Prix Circuit

Circuit Length = 4.522 km

Start: 18:00 Flag 19:30 End: 19:34

# Kyalami 9 Hours

## FREE PRACTICE - NIGHT SESSION - SECTOR ANALYSIS

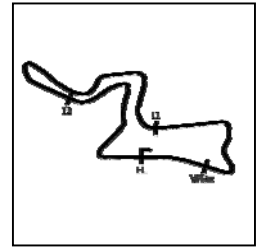


SECTOR 1 = FL to I1, SECTOR 2 = I1 to I2 SECTOR 3 = I2 to I3, SECTOR 4 = I3 to FL, DIFF = Difference To Personal Best Lap, P = Crossed Finish Line in Pit Lane, D = Time Disallowed

P19 36 Am Walkenhorst Motorsport		BMW M6 GT3							
IDEAL LAP TIME : 1:45.816		BEST LAP TIME : 1:45.968		DIFFERENCE : 0.152					
D1: Henry WALKENHORST		D2: Michael Von ROOYEN		D3: Gennaro BONAFEDE					
LAP	SECTOR 1	SECTOR 2	SECTOR 3	SPEED TRAP	LAP TIME	KPH	DIFF	TIME OF DAY	
1 - D2	OUTLAP	50.368	35.525	165.3	143.0	2:16.677	119.10	30.709	18:09:19.428
2 - D2	35.713	45.576	33.416	167.9	215.5	1:54.705	141.92	8.737	18:11:14.133
3 - D2	34.562	43.762	32.128	170.3	222.6	1:50.452	147.38	4.484	18:13:04.585
4 - D2	34.691	45.554	32.318	171.1	231.7	1:52.563	144.62	6.595	18:14:57.148
5 - D2	34.067	43.158	31.655	170.3	232.2	1:48.880	149.51	2.912	18:16:46.028
6 - D2	33.723	46.477	31.192	171.7	232.7	1:51.392	146.14	5.424	18:18:37.420
7 - D2	33.497	42.641	31.111	170.3	233.2	1:47.249	151.78	1.281	18:20:24.669
8 - D2	33.686	42.948	31.350	171.4	231.7	1:47.984	150.75	2.016	18:22:12.653
9 - D2	33.806	43.224	IN PIT		232.7	4:54.706	P 55.23	3:08.738	18:27:07.359
10 - D1	OUTLAP	51.516	34.658	167.4	169.0	2:14.185	121.31	28.217	18:29:21.544
11 - D1	36.558	47.313	32.428	170.3	221.7	1:56.299	139.97	10.331	18:31:17.843
12 - D1	34.669	45.773	32.347	170.3	231.2	1:52.789	144.33	6.821	18:33:10.632
13 - D1	34.474	45.069	32.037	170.8	232.2	1:51.580	145.89	5.612	18:35:02.212
14 - D1	34.046	44.862	31.887	169.5	232.7	1:50.795	146.93	4.827	18:36:53.007
15 - D1	34.225	44.370	32.170	170.3	231.7	1:50.765	146.97	4.797	18:38:43.772
16 - D1	35.174	44.544	31.575	171.4	229.2	1:51.293	146.27	5.325	18:40:35.065
17 - D1	34.219	44.093	31.403	170.0	232.7	1:49.715	148.37	3.747	18:42:24.780
18 - D1	34.135	44.293	IN PIT		232.7	3:37.839	P 74.73	1:51.871	18:46:02.619
19 - D3	OUTLAP	46.176	32.455	171.9	204.5	1:57.920	138.05	11.952	18:48:00.539
20 - D3	33.864	43.781	31.525	172.8	231.7	1:49.170	149.11	3.202	18:49:49.709
21 - D3	33.458	43.047	31.280	172.5	232.2	1:47.785	151.03	1.817	18:51:37.494
22 - D3	34.322	42.671	30.796	173.3	210.1	1:47.789	151.02	1.821	18:53:25.283
23 - D3	33.284	44.824	30.904	172.8	233.7	1:49.012	149.33	3.044	18:55:14.295
24 - D3	33.397	43.068	31.032	173.9	233.2	1:47.497	151.43	1.529	18:57:01.792
25 - D3	33.087	42.648	30.624	173.0	234.2	1:46.359	(3) 153.05	0.391	18:58:48.151
26 - D3	33.095	<b>42.318</b>	30.640	<b>174.4</b>	233.7	1:46.053	(2) 153.50	0.085	19:00:34.204
<b>27 - D3</b>	<b>33.069</b>	42.470	<b>30.429</b>	173.6	<b>234.7</b>	<b>1:45.968</b>	(1) <b>153.62</b>		<b>19:02:20.172</b>
28 - D3	33.967	42.865	IN PIT		234.2	4:29.157	P 60.48	2:43.189	19:06:49.329
29 - D2	OUTLAP	48.782	37.360	164.3	158.8	2:13.227	122.19	27.259	19:09:02.556
30 - D2	40.616	59.108	IN PIT		193.5	6:44.800	P 40.21	4:58.832	19:15:47.356
31 - D2	OUTLAP	49.351	35.659	168.7	158.5	2:13.485	121.95	27.517	19:18:00.841
32 - D2	36.799	47.727	34.639	168.7	221.3	1:59.165	136.61	13.197	19:20:00.006
33 - D2	36.681	47.924	34.686	169.2	229.7	1:59.291	136.46	13.323	19:21:59.297
34 - D2	36.424	49.775	36.228	167.1	229.2	2:02.427	132.97	16.459	19:24:01.724
35 - D2	37.557	48.826	35.513	167.7	219.0	2:01.896	133.54	15.928	19:26:03.620
36 - D2	38.915	49.081	35.461	167.9	225.9	2:03.457	131.86	17.489	19:28:07.077

# Kyalami 9 Hours

## FREE PRACTICE - NIGHT SESSION - SECTOR ANALYSIS



SECTOR 1 = FL to I1, SECTOR 2 = I1 to I2 SECTOR 3 = I2 to I3, SECTOR 4 = I3 to FL, DIFF = Difference To Personal Best Lap, P = Crossed Finish Line in Pit Lane, D = Time Disallowed

P20 17 Nat		Pablo Clark Racing		Ferrari 458 Italia GT3					
IDEAL LAP TIME : 1:46.628		BEST LAP TIME : 1:46.628		DIFFERENCE : 0.000					
D1: Kishoor PITAMBER		D2: Leonard Charles THOMPS		D3: Michael STEPHEN					
LAP	SECTOR 1	SECTOR 2	SECTOR 3	SPEED TRAP	LAP TIME	KPH	DIFF	TIME OF DAY	
1 - D1	OUTLAP	58.967	41.256	162.4	116.6	2:38.460	102.73	51.832	18:03:46.333
2 - D1	39.864	55.809	39.800	164.8	213.4	2:15.473	120.16	28.845	18:06:01.806
3 - D1	38.060	49.919	37.233	166.6	210.5	2:05.212	130.01	18.584	18:08:07.018
4 - D1	37.557	51.071	IN PIT		228.3	4:15.846	<b>P</b> 63.62	2:29.218	18:12:22.864
5 - D1	OUTLAP	50.466	36.497	166.4	179.1	2:13.609	121.84	26.981	18:14:36.473
6 - D1	37.269	48.740	36.270	165.1	224.0	2:02.279	133.13	15.651	18:16:38.752
7 - D1	37.239	52.369	36.017	165.8	229.2	2:05.625	129.58	18.997	18:18:44.377
8 - D1	37.029	49.626	36.440	166.1	230.2	2:03.095	132.24	16.467	18:20:47.472
9 - D1	37.526	50.733	IN PIT		230.7	8:21.511	<b>P</b> 32.46	6:34.883	18:29:08.983
10 - D2	OUTLAP	50.224	35.271	170.0	138.6	2:18.212	117.78	31.584	18:31:27.195
11 - D2	34.911	43.848	32.788	171.4	231.7	1:51.547	145.94	4.919	18:33:18.742
12 - D2	34.630	43.016	31.242	<b>173.0</b>	234.7	1:48.888	149.50	2.260	18:35:07.630
13 - D2	33.466	43.223	34.307	125.2	<b>235.2</b>	1:50.996	146.66	4.368	18:36:58.626
14 - D2	38.833	43.475	31.201	171.9	165.1	1:53.509	143.41	6.881	18:38:52.135
15 - D2	34.536	42.980	30.982	<b>173.0</b>	233.7	1:48.498	150.04	1.870	18:40:40.633
<b>16 - D2</b>	<b>33.281</b>	<b>42.537</b>	<b>30.810</b>	<b>173.0</b>	234.7	<b>1:46.628 (1)</b>	<b>152.67</b>		<b>18:42:27.261</b>
17 - D2	34.063	44.785	IN PIT		234.7	3:32.906	<b>P</b> 76.46	1:46.278	18:46:00.167
18 - D2	OUTLAP	48.775	33.316	170.0	205.7	2:01.966	133.47	15.338	18:48:02.133
19 - D2	34.894	44.948	33.434	170.3	232.2	1:53.276	143.71	6.648	18:49:55.409
20 - D2	34.768	45.300	IN PIT		231.2	5:15.582	<b>P</b> 51.58	3:28.954	18:55:10.991
21 - D3	OUTLAP	51.821	35.609	168.4	144.7	2:17.189	118.66	30.561	18:57:28.180
22 - D3	35.549	46.037	33.094	170.8	230.2	1:54.680	141.95	8.052	18:59:22.860
23 - D3	35.669	47.829	32.908	171.9	231.7	1:56.406	139.84	9.778	19:01:19.266
24 - D3	33.836	43.228	31.416	171.7	233.7	1:48.480	<b>(3)</b> 150.06	1.852	19:03:07.746
25 - D3	33.759	43.052	31.585	171.4	232.7	1:48.396	<b>(2)</b> 150.18	1.768	19:04:56.142
26 - D3	37.699	49.866	IN PIT		213.0	6:14.869	<b>P</b> 43.42	4:28.241	19:11:11.011
27 - D3	OUTLAP	53.843	37.092	165.1	152.3	2:21.006	115.45	34.378	19:13:32.017
28 - D3	38.308	49.554	36.377	165.8	220.4	2:04.239	131.03	17.611	19:15:36.256
29 - D3	37.624	50.881	IN PIT		225.9	3:39.029	<b>P</b> 74.32	1:52.401	19:19:15.285

Weather / Track : Showers / Changeable

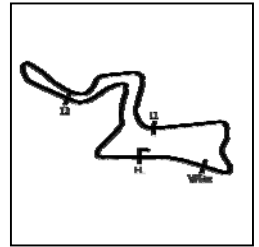
Kyalami Grand Prix Circuit

Circuit Length = 4.522 km

Start: 18:00 Flag 19:30 End: 19:34

# Kyalami 9 Hours

## FREE PRACTICE - NIGHT SESSION - SECTOR ANALYSIS



SECTOR 1 = FL to I1, SECTOR 2 = I1 to I2 SECTOR 3 = I2 to I3, SECTOR 4 = I3 to FL, DIFF = Difference To Personal Best Lap, P = Crossed Finish Line in Pit Lane, D = Time Disallowed

**P21 188 ProAm Garage 59**

Aston Martin Vantage AMR GT3

IDEAL LAP TIME : 1:46.937

BEST LAP TIME : 1:46.965

DIFFERENCE : 0.028

D1: Alex WEST

D2: Chris GOODWIN

D3: Côme LEDOGAR

LAP	SECTOR 1	SECTOR 2	SECTOR 3	SPEED TRAP	LAP TIME	KPH	DIFF	TIME OF DAY	
1 - D1	OUTLAP	52.535	36.950	165.1	158.3	2:17.981	117.98	31.016	18:03:45.200
2 - D1	36.688	47.683	33.802	166.4	217.3	1:58.173	137.75	11.208	18:05:43.373
3 - D1	35.425	45.190	32.537	167.4	229.7	1:53.152	143.87	6.187	18:07:36.525
4 - D1	35.148	44.146	31.835	169.0	231.2	1:51.129	146.48	4.164	18:09:27.654
5 - D1	35.084	43.432	31.328	169.0	232.2	1:49.844	148.20	2.879	18:11:17.498
6 - D1	33.892	43.610	31.417	170.3	232.7	1:48.919 (3)	149.46	1.954	18:13:06.417
7 - D1	34.002	43.849	31.271	170.3	233.2	1:49.122	149.18	2.157	18:14:55.539
8 - D1	33.809	43.111	31.500	171.1	232.2	1:48.420 (2)	150.14	1.455	18:16:43.959
9 - D1	33.985	44.457	30.991	171.4	234.2	1:49.433	148.75	2.468	18:18:33.392
10 - D1	33.573	43.064	32.728	170.8	233.2	1:49.365	148.85	2.400	18:20:22.757
11 - D1	33.814	44.469	32.440	170.8	234.2	1:50.723	147.02	3.758	18:22:13.480
12 - D1	33.895	44.289	31.826	171.7	234.2	1:50.010	147.97	3.045	18:24:03.490
13 - D1	33.756	44.292	31.568	171.4	233.7	1:49.616	148.51	2.651	18:25:53.106
14 - D1	34.225	44.151	32.800	170.6	233.2	1:51.176	146.42	4.211	18:27:44.282
15 - D1	34.297	45.054	31.697	170.0	233.2	1:51.048	146.59	4.083	18:29:35.330
16 - D1	34.565	44.435	32.379	170.3	232.2	1:51.379	146.16	4.414	18:31:26.709
17 - D1	34.467	44.195	31.398	171.7	233.7	1:50.060	147.91	3.095	18:33:16.769
18 - D1	34.911	43.670	31.021	172.8	234.2	1:49.602	148.53	2.637	18:35:06.371
19 - D1	34.014	43.766	32.288	171.9	235.2	1:50.068	147.90	3.103	18:36:56.439
20 - D1	35.236	45.430	IN PIT		232.7	3:14.059 P	83.88	1:27.094	18:40:10.498
21 - D2	OUTLAP	46.212	32.449	171.7	186.2	2:02.565	132.82	15.600	18:42:13.063
22 - D2	35.033	45.068	31.493	170.6	233.2	1:51.594	145.87	4.629	18:44:04.657
23 - D2	34.467	44.415	34.345	170.6	233.2	1:53.227	143.77	6.262	18:45:57.884
24 - D2	34.032	44.918	32.272	170.0	232.7	1:51.222	146.36	4.257	18:47:49.106
25 - D2	34.485	44.003	32.173	169.2	230.2	1:50.661	147.10	3.696	18:49:39.767
26 - D2	34.045	44.110	IN PIT		232.2	2:38.106 P	102.96	51.141	18:52:17.873
27 - D2	OUTLAP	43.338	31.272	170.6	203.7	1:54.955	141.61	7.990	18:54:12.828
28 - D2	33.517	43.348	32.757	170.6	231.2	1:49.622	148.50	2.657	18:56:02.450
29 - D2	34.568	43.840	31.212	170.8	232.2	1:49.620	148.50	2.655	18:57:52.070
30 - D2	33.785	46.781	32.218	171.7	232.2	1:52.784	144.33	5.819	18:59:44.854
31 - D2	34.259	43.773	IN PIT		234.2	3:12.783 P	84.44	1:25.818	19:02:57.637
32 - D3	OUTLAP	42.955	31.325	170.0	205.3	1:53.403	143.55	6.438	19:04:51.040
33 - D3	33.545	42.509	30.911	171.4	231.7	1:46.965 (1)	152.19		19:06:38.005
34 - D3	33.571	45.897	IN PIT		233.2	18:24.125 P	14.74	16:37.160	19:25:02.130
35 - D3	OUTLAP	58.106	38.617	166.4	183.6	2:22.381	114.33	35.416	19:27:24.511
36 - D3	38.191	53.567	58.813	165.6	223.6	2:30.571	108.11	43.606	19:29:55.082

Weather / Track : Showers / Changeable

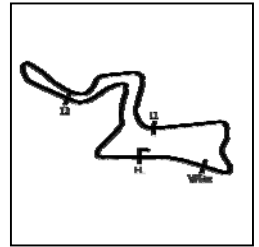
Kyalami Grand Prix Circuit

Circuit Length = 4.522 km

Start: 18:00 Flag 19:30 End: 19:34

# Kyalami 9 Hours

## FREE PRACTICE - NIGHT SESSION - SECTOR ANALYSIS



SECTOR 1 = FL to I1, SECTOR 2 = I1 to I2 SECTOR 3 = I2 to I3, SECTOR 4 = I3 to FL, DIFF = Difference To Personal Best Lap, P = Crossed Finish Line in Pit Lane, D = Time Disallowed

P22 43 ProAm Strakka Racing			Mercedes-AMG GT3						
IDEAL LAP TIME : 1:48.022		BEST LAP TIME : 1:48.323		DIFFERENCE : 0.301					
D1: Christina NIELSEN		D2: Adrian Henry D'SILVA		D3: Dominik BAUMANN					
LAP	SECTOR 1	SECTOR 2	SECTOR 3	SPEED TRAP	LAP TIME	KPH	DIFF	TIME OF DAY	
1 - D1	OUTLAP	59.963	40.592	139.5	116.6	2:35.632	104.60	47.309	18:03:49.315
2 - D1	43.460	55.395	38.477	146.9	151.8	2:17.332	118.53	29.009	18:06:06.647
3 - D1	40.164	51.823	IN PIT		180.9	3:30.069	<b>P</b> 77.49	1:41.746	18:09:36.716
4 - D1	OUTLAP	56.178	37.214	162.4	158.8	2:22.978	113.85	34.655	18:11:59.694
5 - D1	37.515	49.266	37.514	166.1	214.7	2:04.295	130.97	15.972	18:14:03.989
6 - D1	36.826	49.998	IN PIT		219.0	10:21.665	<b>P</b> 26.18	8:33.342	18:24:25.654
7 - D1	OUTLAP	50.070	35.365	169.5	163.1	2:11.113	124.16	22.790	18:26:36.767
8 - D1	36.937	47.148	33.614	168.4	225.0	1:57.699	138.31	9.376	18:28:34.466
9 - D1	39.279	47.162	IN PIT		188.8	7:12.981	<b>P</b> 37.59	5:24.658	18:35:47.447
10 - D1	OUTLAP	51.924	34.733	170.3	151.4	2:14.059	121.43	25.736	18:38:01.506
11 - D1	35.629	44.624	32.129	<b>171.1</b>	<b>231.2</b>	1:52.382	144.85	4.059	18:39:53.888
12 - D1	34.426	43.263	32.096	170.8	<b>231.2</b>	1:49.785	<b>(3)</b> 148.28	1.462	18:41:43.673
13 - D1	<b>34.112</b>	43.202	31.407	<b>171.1</b>	229.7	1:48.721	<b>(2)</b> 149.73	0.398	18:43:32.394
<b>14 - D1</b>	34.413	<b>42.651</b>	<b>31.259</b>	170.6	229.7	<b>1:48.323</b>	<b>(1)</b> <b>150.28</b>		<b>18:45:20.717</b>
15 - D1	36.698	50.629	IN PIT		229.7	13:47.618	<b>P</b> 19.66	11:59.295	18:59:08.335
16 - D2	OUTLAP	53.651	37.831	165.1	160.9	2:20.685	115.71	32.362	19:01:29.020
17 - D2	41.001	53.557	IN PIT		201.8	7:54.946	<b>P</b> 34.27	6:06.623	19:09:23.966
18 - D2	OUTLAP	59.136	IN PIT		95.0	3:59.387	<b>P</b> 68.00	2:11.064	19:13:23.353
19 - D2	OUTLAP	53.505	IN PIT		128.7	3:38.216	<b>P</b> 74.60	1:49.893	19:17:01.569
20 - D2	OUTLAP	52.752	IN PIT		188.1	3:38.558	<b>P</b> 74.48	1:50.235	19:20:40.127
21 - D2	OUTLAP	59.444	IN PIT		149.1	3:55.610	<b>P</b> 69.09	2:07.287	19:24:35.737

P23 40 Am SPS Automotive Performance			Mercedes-AMG GT3						
IDEAL LAP TIME : 1:48.870		BEST LAP TIME : 1:50.486		DIFFERENCE : 1.616					
D1: Valentin PIERBURG		D2: Tim Torsten MÜLLER		D3: Miguel RAMOS					
LAP	SECTOR 1	SECTOR 2	SECTOR 3	SPEED TRAP	LAP TIME	KPH	DIFF	TIME OF DAY	
1 - D3	OUTLAP	57.951	IN PIT		143.8	4:15.905	<b>P</b> 63.61	2:25.419	18:06:03.894
2 - D3	OUTLAP	50.966	IN PIT		159.0	6:00.412	<b>P</b> 45.16	4:09.926	18:12:04.306
3 - D1	OUTLAP	53.259	36.686	168.4	156.2	2:19.484	116.71	28.998	18:14:23.790
4 - D1	35.427	46.672	33.594	169.8	226.4	1:55.693	140.71	5.207	18:16:19.483
5 - D1	34.377	45.697	32.290	171.4	230.7	1:52.364	<b>(3)</b> 144.87	1.878	18:18:11.847
<b>6 - D1</b>	35.033	43.910	<b>31.543</b>	171.4	232.2	<b>1:50.486</b>	<b>(1)</b> <b>147.34</b>		<b>18:20:02.333</b>
7 - D1	<b>33.946</b>	<b>43.381</b>	IN PIT		230.2	3:58.789	<b>P</b> 68.17	2:08.303	18:24:01.122
8 - D2	OUTLAP	46.426	32.337	172.8	199.6	1:59.499	136.22	9.013	18:26:00.621
9 - D2	34.756	45.211	32.461	170.8	231.7	1:52.428	144.79	1.942	18:27:53.049
10 - D2	34.582	45.015	31.760	<b>173.6</b>	231.7	1:51.357	<b>(2)</b> 146.18	0.871	18:29:44.406
11 - D2	34.041	44.508	IN PIT		<b>233.2</b>	13:10.547	<b>P</b> 20.59	11:20.061	18:42:54.953
12 - D3	OUTLAP	50.627	35.092	164.6	140.6	2:11.847	123.47	21.361	18:45:06.800
13 - D3	37.529	49.432	36.310	156.5	214.7	2:03.271	132.06	12.785	18:47:10.071
14 - D3	37.651	51.655	34.498	171.1	218.6	2:03.804	131.49	13.318	18:49:13.875
15 - D3	39.565	51.636	IN PIT		190.8	7:01.814	<b>P</b> 38.59	5:11.328	18:56:15.689
16 - D1	OUTLAP	49.826	35.032	169.2	169.2	2:14.805	120.76	24.319	18:58:30.494
17 - D1	35.550	48.438	IN PIT		230.2	3:27.390	<b>P</b> 78.49	1:36.904	19:01:57.884
18 - D1	OUTLAP	48.647	IN PIT		205.7	2:14.922	<b>P</b> 120.65	24.436	19:04:12.806
19 - D1	OUTLAP	47.225	IN PIT		194.2	2:16.018	<b>P</b> 119.68	25.532	19:06:28.824

Weather / Track : Showers / Changeable

Kyalami Grand Prix Circuit

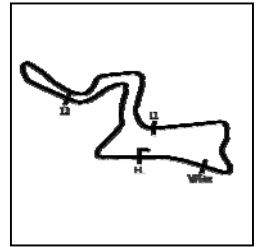
Circuit Length = 4.522 km

Start: 18:00 Flag 19:30 End: 19:34



# Kyalami 9 Hours

## FREE PRACTICE - NIGHT SESSION - SECTOR ANALYSIS



SECTOR 1 = FL to I1, SECTOR 2 = I1 to I2 SECTOR 3 = I2 to I3, SECTOR 4 = I3 to FL, DIFF = Difference To Personal Best Lap, P = Crossed Finish Line in Pit Lane, D = Time Disallowed

<b>P24 44 Pro</b>		<b>Mercedes-AMG Team Strakka Racing</b>				<b>Mercedes-AMG GT3</b>			
IDEAL LAP TIME : 1:54.414		BEST LAP TIME : 1:54.470				DIFFERENCE : 0.056			
D1: Gary PAFFETT		D2: Lewis WILLIAMSON		D3: Tristan VAUTIER					
LAP	SECTOR 1	SECTOR 2	SECTOR 3	SPEED TRAP	LAP TIME	KPH	DIFF	TIME OF DAY	
1 - D1	OUTLAP	56.445	37.307	166.6	166.4	2:19.958	116.31	25.488	18:07:38.561
2 - D1	38.408	51.831	37.110	168.2	196.3	2:07.349	127.83	12.879	18:09:45.910
3 - D1	43.515	59.789	IN PIT		181.2	3:39.384 <b>P</b>	74.20	1:44.914	18:13:25.294
4 - D2	OUTLAP	47.404	33.770	169.5	177.9	2:03.160	132.17	8.690	18:15:28.454
5 - D2	<b>35.266</b>	<b>45.625</b>	33.579	169.0	<b>229.2</b>	<b>1:54.470 (1)</b>	<b>142.21</b>		<b>18:17:22.924</b>
6 - D2	40.657	55.645	IN PIT		204.1	3:32.978 <b>P</b>	76.43	1:38.508	18:20:55.902
7 - D3	OUTLAP	55.769	36.513	167.9	159.0	2:20.619	115.76	26.149	18:23:16.521
8 - D3	37.808	49.782	35.917	<b>170.0</b>	223.1	2:03.507	131.80	9.037	18:25:20.028
9 - D3	38.840	53.758	IN PIT		211.7	15:00.348 <b>P</b>	18.08	13:05.878	18:40:20.376
10 - D1	OUTLAP	48.938	IN PIT		183.3	3:27.521 <b>P</b>	78.44	1:33.051	18:43:47.897
11 - D1	OUTLAP	49.956	IN PIT		200.3	3:29.096 <b>P</b>	77.85	1:34.626	18:47:16.993
12 - D1	OUTLAP	47.599	IN PIT		194.5	3:23.011 <b>P</b>	80.18	1:28.541	18:50:40.004
13 - D3	OUTLAP	52.064	IN PIT		167.9	2:27.407 <b>P</b>	110.43	32.937	18:53:07.411
14 - D3	OUTLAP	55.770	IN PIT		175.3	4:48.448 <b>P</b>	56.43	2:53.978	18:57:55.859
15 - D2	OUTLAP	48.899	IN PIT		201.4	3:24.355 <b>P</b>	79.66	1:29.885	19:01:20.214
16 - D2	OUTLAP	48.819	IN PIT		171.1	9:41.277 <b>P</b>	28.00	7:46.807	19:11:01.491
17 - D1	OUTLAP	47.808	34.014	168.7	193.8	2:04.555	130.69	10.085	19:13:06.046
18 - D1	36.898	47.603	<b>33.523</b>	169.5	226.8	1:58.024 <b>(2)</b>	137.93	3.554	19:15:04.070
19 - D1	36.526	48.134	34.126	169.0	227.8	1:58.786	137.04	4.316	19:17:02.856
20 - D1	37.038	47.325	IN PIT		227.3	3:17.163 <b>P</b>	82.56	1:22.693	19:20:20.019
21 - D3	OUTLAP	47.700	38.918	167.9	194.9	2:09.033	126.16	14.563	19:22:29.052
22 - D3	37.275	49.069	34.671	168.4	224.5	2:01.015	134.52	6.545	19:24:30.067
23 - D3	36.986	47.891	34.150	<b>170.0</b>	226.8	1:59.027	136.76	4.557	19:26:29.094
24 - D3	36.482	47.702	33.873	168.2	225.9	1:58.057 <b>(3)</b>	137.89	3.587	19:28:27.151
25 - D3	36.544	49.466	38.177	168.7	224.0	2:04.187	131.08	9.717	19:30:31.338

<b>P25 911 Pro</b>		<b>KUS Team 75 Bernhard</b>				<b>Porsche 911 GT3 R</b>			
IDEAL LAP TIME : 1:55.589		BEST LAP TIME : 1:55.589				DIFFERENCE : 0.000			
D1: Romain DUMAS		D2: Dirk WERNER		D3: Sven MUELLER					
LAP	SECTOR 1	SECTOR 2	SECTOR 3	SPEED TRAP	LAP TIME	KPH	DIFF	TIME OF DAY	
1 - D2	<b>35.649</b>	<b>46.231</b>	<b>33.709</b>	166.4	205.7	<b>1:55.589 (1)</b>	<b>140.83</b>		<b>18:04:07.887</b>
2 - D2	36.238	47.335	IN PIT		225.9	3:20.812 <b>P</b>	81.06	1:25.223	18:07:28.699
3 - D1	OUTLAP	48.041	34.857	168.2	192.1	2:06.550	128.63	10.961	18:09:35.249
4 - D1	35.838	46.618	33.750	168.2	<b>229.7</b>	1:56.206 <b>(2)</b>	140.08	0.617	18:11:31.455
5 - D1	36.947	47.284	34.445	166.6	229.2	1:58.676 <b>(3)</b>	137.17	3.087	18:13:30.131
6 - D1	37.475	49.067	IN PIT		227.8	3:49.640 <b>P</b>	70.89	1:54.051	18:17:19.771
7 - D3	OUTLAP	50.321	35.625	167.7	194.9	2:09.657	125.55	14.068	18:19:29.428
8 - D3	36.530	49.110	34.499	167.9	227.8	2:00.139	135.50	4.550	18:21:29.567
9 - D3	37.197	49.448	IN PIT		226.8	3:22.274 <b>P</b>	80.48	1:26.685	18:24:51.841
10 - D2	OUTLAP	50.055	IN PIT		200.0	3:28.522 <b>P</b>	78.06	1:32.933	18:28:20.363
11 - D1	OUTLAP	50.420	IN PIT		195.2	3:29.671 <b>P</b>	77.64	1:34.082	18:31:50.034
12 - D3	OUTLAP	49.273	IN PIT		204.9	3:26.632 <b>P</b>	78.78	1:31.043	18:35:16.666
13 - D2	OUTLAP	50.069	IN PIT		197.0	3:27.609 <b>P</b>	78.41	1:32.020	18:38:44.275
14 - D1	OUTLAP	51.539	IN PIT		186.5	3:32.208 <b>P</b>	76.71	1:36.619	18:42:16.483
15 - D3	OUTLAP	48.554	IN PIT		177.6	3:24.783 <b>P</b>	79.49	1:29.194	18:45:41.266
16 - D2	OUTLAP	49.687	IN PIT		201.4	26:31.443 <b>P</b>	10.22	24:35.854	19:12:12.709
17 - D3	OUTLAP	51.183	36.492	167.1	166.6	2:16.688	119.09	21.099	19:14:29.397
18 - D3	38.040	49.099	35.427	167.4	219.5	2:02.566	132.81	6.977	19:16:31.963
19 - D3	37.381	48.118	IN PIT		228.3	3:21.538 <b>P</b>	80.77	1:25.949	19:19:53.501
20 - D2	OUTLAP	50.827	35.512	<b>169.8</b>	199.6	2:08.875	126.31	13.286	19:22:02.376
21 - D2	37.178	48.911	35.611	168.4	225.9	2:01.700	133.76	6.111	19:24:04.076
22 - D2	39.961	53.314	IN PIT		198.1	3:31.419 <b>P</b>	76.99	1:35.830	19:27:35.495
23 - D1	OUTLAP	56.305	38.707	167.4	133.8	2:25.152	112.15	29.563	19:30:00.647

Weather / Track : Showers / Changeable

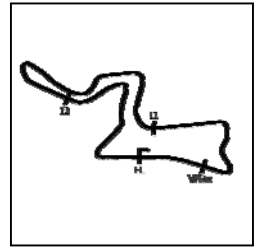
Kyalami Grand Prix Circuit

Circuit Length = 4.522 km

Start: 18:00 Flag 19:30 End: 19:34

# Kyalami 9 Hours

## FREE PRACTICE - NIGHT SESSION - SECTOR ANALYSIS



SECTOR 1 = FL to I1, SECTOR 2 = I1 to I2 SECTOR 3 = I2 to I3, SECTOR 4 = I3 to FL, DIFF = Difference To Personal Best Lap, P = Crossed Finish Line in Pit Lane, D = Time Disallowed

<b>P26 09 Am</b>		<b>Team Perfect Circle</b>			<b>Porsche 997 GT3 R</b>				
IDEAL LAP TIME : 2:03.786		BEST LAP TIME : 2:04.267			DIFFERENCE : 0.481				
D1: Franco SCRIBANTE		D2: Silvio SCRIBANTE			D3: Andre BEZUIDENHOUT				
LAP	SECTOR 1	SECTOR 2	SECTOR 3	SPEED TRAP	LAP TIME	KPH	DIFF	TIME OF DAY	
1 - D1	OUTLAP	56.682	39.637	165.1	160.9	2:25.447	111.92	21.180	18:03:49.412
2 - D1	38.134	52.278	38.459	165.1	194.9	2:08.871	126.32	4.604	18:05:58.283
3 - D1	39.424	58.278	IN PIT		219.0	5:29.257 <b>P</b>	49.44	3:24.990	18:11:27.540
4 - D2	OUTLAP	56.758	41.072	161.4	146.7	2:30.518	108.15	26.251	18:13:58.058
5 - D2	40.000	53.223	38.171	162.6	193.2	2:11.394	123.89	7.127	18:16:09.452
6 - D2	39.946	54.146	IN PIT		190.8	5:32.125 <b>P</b>	49.01	3:27.858	18:21:41.577
7 - D3	OUTLAP	56.983	44.121	125.2	161.9	2:35.529	104.66	31.262	18:24:17.106
8 - D3	55.556	1:52.036	49.496	143.8	160.4	3:37.088	74.98	1:32.821	18:27:54.194
9 - D3	43.068	59.763	39.499	150.6	181.2	2:22.330	114.37	18.063	18:30:16.524
10 - D3	44.049	57.063	IN PIT		198.5	7:01.041 <b>P</b>	38.66	4:56.774	18:37:17.565
11 - D3	OUTLAP	54.088	39.260	165.1	167.1	2:21.057	115.40	16.790	18:39:38.622
12 - D3	38.875	52.346	37.897	167.1	201.8	2:09.118	126.08	4.851	18:41:47.740
13 - D3	37.697	<b>50.749</b>	<b>35.821</b>	<b>167.7</b>	217.7	<b>2:04.267 (1)</b>	<b>131.00</b>		<b>18:43:52.007</b>
14 - D3	37.703	52.871	38.296	167.4	<b>226.4</b>	2:08.870 <b>(3)</b>	126.32	4.603	18:46:00.877
15 - D3	<b>37.216</b>	54.746	IN PIT		214.2	6:58.009 <b>P</b>	38.94	4:53.742	18:52:58.886
16 - D2	OUTLAP	56.244	41.049	151.8	112.5	2:30.296	108.31	26.029	18:55:29.182
17 - D2	38.893	53.302	39.439	153.4	191.1	2:11.634	123.67	7.367	18:57:40.816
18 - D2	38.848	52.452	37.217	153.6	214.7	2:08.517 <b>(2)</b>	126.66	4.250	18:59:49.333
19 - D2	40.020	54.976	IN PIT		190.1	8:22.258 <b>P</b>	32.41	6:17.991	19:08:11.591
20 - D1	OUTLAP	56.698	43.420	135.0	162.6	2:30.133	108.43	25.866	19:10:41.724
21 - D1	42.876	54.405	40.959	157.4	177.9	2:18.240	117.76	13.973	19:12:59.964
22 - D1	40.455	56.919	IN PIT		204.1	5:19.763 <b>P</b>	50.91	3:15.496	19:18:19.727
23 - D1	OUTLAP	54.093	37.661	164.8	178.2	2:25.118	112.17	20.851	19:20:44.845

<b>P27 13 Nat</b>		<b>Stradale Motorsport</b>			<b>Lamborghini Huracan GT3 2019</b>				
IDEAL LAP TIME : 2:04.169		BEST LAP TIME : 2:04.397			DIFFERENCE : 0.228				
D1: Charl ARANGIES		D2: Craig JARVIS			D3: Dawie JOUBERT				
LAP	SECTOR 1	SECTOR 2	SECTOR 3	SPEED TRAP	LAP TIME	KPH	DIFF	TIME OF DAY	
1 - D1	OUTLAP	52.867	IN PIT		135.8	2:50.464 <b>P</b>	95.49	46.067	19:21:45.694
2 - D1	OUTLAP	52.966	IN PIT		197.0	3:07.089 <b>P</b>	87.01	1:02.692	19:24:52.783
3 - D1	OUTLAP	51.821	36.653	163.8	156.5	2:14.785	120.77	10.388	19:27:07.568
4 - D1	38.484	<b>49.780</b>	36.305	165.1	210.1	2:04.569 <b>(2)</b>	130.68	0.172	19:29:12.137
5 - D1	<b>38.226</b>	50.008	<b>36.163</b>	<b>165.3</b>	<b>216.4</b>	<b>2:04.397 (1)</b>	<b>130.86</b>		<b>19:31:16.534</b>

Weather / Track : Showers / Changeable

Kyalami Grand Prix Circuit

Circuit Length = 4.522 km

Start: 18:00 Flag 19:30 End: 19:34

## Kyalami 9 Hours

### FREE PRACTICE - NIGHT SESSION - STATISTICS

**Competitors Started** 27  
**Planned Start** 2019-11-21 @ 18:00:00.000  
**Actual Start** 2019-11-21 @ 18:00:00.000  
**Finish Time** 2019-11-21 @ 19:30:01.182  
**Track Length** 4.522km  
**Total Laps** 797  
**Total Distance Covered** 3604.034km

#### Session Fastest Lap History

NO	CL	NAME	LAP TIME	TIME OF DAY	LAP	VEHICLE
911	Pro	<b>KUS Team 75 Bernhard</b> <i>D. WERNER</i>	<b>1:55.589</b>	18:04:07.912	1	Porsche 911 GT3 R
107	Pro	<b>Bentley Team M-Sport</b> <i>J. PEPPER</i>	<b>1:48.618</b>	18:04:08.716	2	Bentley Continental GT3
107	Pro	<b>Bentley Team M-Sport</b> <i>J. PEPPER</i>	<b>1:45.457</b>	18:07:42.917	4	Bentley Continental GT3
107	Pro	<b>Bentley Team M-Sport</b> <i>J. PEPPER</i>	<b>1:44.227</b>	18:12:58.565	7	Bentley Continental GT3
107	Pro	<b>Bentley Team M-Sport</b> <i>J. PEPPER</i>	<b>1:43.940</b>	18:18:12.658	10	Bentley Continental GT3
20	Pro	<b>GPX Racing</b> <i>M. CHRISTENSEN</i>	<b>1:43.675</b>	18:22:43.624	3	Porsche 911 GT3 R
20	Pro	<b>GPX Racing</b> <i>M. CHRISTENSEN</i>	<b>1:43.162</b>	18:24:26.787	4	Porsche 911 GT3 R
42	Pro	<b>BMW Team Schnitzer</b> <i>S. VAN DER LINDE</i>	<b>1:42.942</b>	18:31:43.571	3	BMW M6 GT3

#### Flag History

TYPE	TIME OF DAY
GREEN	18:00:00.000
GREEN	18:00:00.429
FINISH	19:30:01.182

#### Flag Statistics

TYPE	COUNT	TOTAL LAPS	TOTAL TIME
Green	2	40	1:34:09.767
Red	0	0	0.000
Safety Car	0	0	0.000
FCY	0	0	0.000

Weather / Track : Showers / Changeable

# Kyalami 9 Hours

## FREE PRACTICE - NIGHT SESSION - STATISTICS

CLASS : Pro

17 Starters

### Fastest Lap History

NO	NAME	LAP TIME	TIME OF DAY	LAP	VEHICLE
911	<b>KUS Team 75 Bernhard</b> <i>D. WERNER</i>	<b>1:55.589</b>	18:04:07.912	1	Porsche 911 GT3 R
107	<b>Bentley Team M-Sport</b> <i>J. PEPPER</i>	<b>1:48.618</b>	18:04:08.716	2	Bentley Continental GT3
107	<b>Bentley Team M-Sport</b> <i>J. PEPPER</i>	<b>1:45.457</b>	18:07:42.917	4	Bentley Continental GT3
107	<b>Bentley Team M-Sport</b> <i>J. PEPPER</i>	<b>1:44.227</b>	18:12:58.565	7	Bentley Continental GT3
107	<b>Bentley Team M-Sport</b> <i>J. PEPPER</i>	<b>1:43.940</b>	18:18:12.658	10	Bentley Continental GT3
20	<b>GPX Racing</b> <i>M. CHRISTENSEN</i>	<b>1:43.675</b>	18:22:43.624	3	Porsche 911 GT3 R
20	<b>GPX Racing</b> <i>M. CHRISTENSEN</i>	<b>1:43.162</b>	18:24:26.787	4	Porsche 911 GT3 R
42	<b>BMW Team Schnitzer</b> <i>S. VAN DER LINDE</i>	<b>1:42.942</b>	18:31:43.571	3	BMW M6 GT3

Weather / Track : Showers / Changeable

Results can be found at [www.tsl-timing.com](http://www.tsl-timing.com)

Page 2 of 6

Kyalami Grand Prix Circuit  
Circuit Length = 4.522 km  
Start: 18:00 Flag 19:30 End: 19:34

Printed - 19:41 Thursday, 21 November 2019

# Kyalami 9 Hours

## FREE PRACTICE - NIGHT SESSION - STATISTICS

CLASS : Am

3 Starters

### Fastest Lap History

NO	NAME	LAP TIME	TIME OF DAY	LAP	VEHICLE
09	<b>Team Perfect Circle</b> <i>F. SCRIBANTE</i>	<b>2:08.871</b>	18:05:58.310	2	Porsche 997 GT3 R
36	<b>Walkenhorst Motorsport</b> <i>M. ROOYEN</i>	<b>1:54.705</b>	18:11:14.157	2	BMW M6 GT3
36	<b>Walkenhorst Motorsport</b> <i>M. ROOYEN</i>	<b>1:50.452</b>	18:13:04.609	3	BMW M6 GT3
36	<b>Walkenhorst Motorsport</b> <i>M. ROOYEN</i>	<b>1:48.880</b>	18:16:46.052	5	BMW M6 GT3
36	<b>Walkenhorst Motorsport</b> <i>M. ROOYEN</i>	<b>1:47.249</b>	18:20:24.693	7	BMW M6 GT3
36	<b>Walkenhorst Motorsport</b> <i>G. BONAFEDE</i>	<b>1:46.359</b>	18:58:48.174	25	BMW M6 GT3
36	<b>Walkenhorst Motorsport</b> <i>G. BONAFEDE</i>	<b>1:46.053</b>	19:00:34.227	26	BMW M6 GT3
36	<b>Walkenhorst Motorsport</b> <i>G. BONAFEDE</i>	<b>1:45.968</b>	19:02:20.196	27	BMW M6 GT3

## Kyalami 9 Hours

### FREE PRACTICE - NIGHT SESSION - STATISTICS

CLASS : ProAm

2 Starters

#### Fastest Lap History

NO	NAME	LAP TIME	TIME OF DAY	LAP	VEHICLE
188	<b>Garage 59</b> <i>A. WEST</i>	<b>1:58.173</b>	18:05:43.398	2	Aston Martin Vantage AMR GT3
188	<b>Garage 59</b> <i>A. WEST</i>	<b>1:53.152</b>	18:07:36.550	3	Aston Martin Vantage AMR GT3
188	<b>Garage 59</b> <i>A. WEST</i>	<b>1:51.129</b>	18:09:27.678	4	Aston Martin Vantage AMR GT3
188	<b>Garage 59</b> <i>A. WEST</i>	<b>1:49.844</b>	18:11:17.523	5	Aston Martin Vantage AMR GT3
188	<b>Garage 59</b> <i>A. WEST</i>	<b>1:48.919</b>	18:13:06.442	6	Aston Martin Vantage AMR GT3
188	<b>Garage 59</b> <i>A. WEST</i>	<b>1:48.420</b>	18:16:43.983	8	Aston Martin Vantage AMR GT3
43	<b>Strakka Racing</b> <i>C. NIELSEN</i>	<b>1:48.323</b>	18:45:20.743	14	Mercedes-AMG GT3
188	<b>Garage 59</b> <i>C. LEDOGAR</i>	<b>1:46.965</b>	19:06:38.031	33	Aston Martin Vantage AMR GT3

# Kyalami 9 Hours

## FREE PRACTICE - NIGHT SESSION - STATISTICS

CLASS : Silver

3 Starters

### Fastest Lap History

NO	NAME	LAP TIME	TIME OF DAY	LAP	VEHICLE
22	<b>WTM Racing powered by Rinaldi</b> <i>J. KRUMBACH</i>	<b>1:55.270</b>	18:15:18.225	2	Ferrari 488 GT3
6	<b>Black Falcon</b> <i>S. AFANASIEV</i>	<b>1:48.058</b>	18:16:46.655	3	Mercedes-AMG GT3
6	<b>Black Falcon</b> <i>S. AFANASIEV</i>	<b>1:45.684</b>	18:20:21.113	5	Mercedes-AMG GT3
6	<b>Black Falcon</b> <i>S. AFANASIEV</i>	<b>1:44.817</b>	18:22:05.930	6	Mercedes-AMG GT3
6	<b>Black Falcon</b> <i>S. AFANASIEV</i>	<b>1:44.162</b>	18:25:35.382	8	Mercedes-AMG GT3
9	<b>Lechner Racing</b> <i>D. PEREIRA</i>	<b>1:43.986</b>	18:32:07.484	6	Porsche 911 GT3 R
9	<b>Lechner Racing</b> <i>D. PEREIRA</i>	<b>1:43.925</b>	18:35:36.304	8	Porsche 911 GT3 R

# Kyalami 9 Hours

## FREE PRACTICE - NIGHT SESSION - STATISTICS

CLASS : Nat

2 Starters

### Fastest Lap History

NO	NAME	LAP TIME	TIME OF DAY	LAP	VEHICLE
17	<b>Pablo Clark Racing</b> <i>K. PITAMBER</i>	<b>2:15.473</b>	18:06:01.825	2	Ferrari 458 Italia GT3
17	<b>Pablo Clark Racing</b> <i>K. PITAMBER</i>	<b>2:05.212</b>	18:08:07.038	3	Ferrari 458 Italia GT3
17	<b>Pablo Clark Racing</b> <i>K. PITAMBER</i>	<b>2:02.279</b>	18:16:38.773	6	Ferrari 458 Italia GT3
17	<b>Pablo Clark Racing</b> <i>L. THOMPSON</i>	<b>1:51.547</b>	18:33:18.762	11	Ferrari 458 Italia GT3
17	<b>Pablo Clark Racing</b> <i>L. THOMPSON</i>	<b>1:48.888</b>	18:35:07.649	12	Ferrari 458 Italia GT3
17	<b>Pablo Clark Racing</b> <i>L. THOMPSON</i>	<b>1:48.498</b>	18:40:40.654	15	Ferrari 458 Italia GT3
17	<b>Pablo Clark Racing</b> <i>L. THOMPSON</i>	<b>1:46.628</b>	18:42:27.282	16	Ferrari 458 Italia GT3

Weather / Track : Showers / Changeable

Results can be found at [www.tsl-timing.com](http://www.tsl-timing.com)

Page 6 of 6

Kyalami Grand Prix Circuit  
Circuit Length = 4.522 km  
Start: 18:00 Flag 19:30 End: 19:34

Printed - 19:41 Thursday, 21 November 2019



# Kyalami 9 Hours

## FREE PRACTICE - NIGHT SESSION - WEATHER CONDITIONS

