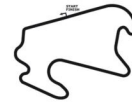


## Qualifying 1 Lausitzring



Reg. Nr.: R-11752/20

### Provisional

### Result List

Stewards / Race Management

STEWARD	Achim Loth
STEWARD	Dennis Broedel
STEWARD	Wieland Unnasch
RACE DIRECTOR	Niels Wittich
CLERK OF THE COURSE	Janko Garbsch
TECHNICAL DELEGATE	Tim Zessack
CHIEF TIMEKEEPER	Steffen Ruhl

Weather Start/Finish

AIR	24.8°C
TRACK	31.2°C
CONDITIONS	Dry
PRESSURE	1005 hPa
AIR	26.2°C
TRACK	33.1°C
CONDITIONS	Dry
PRESSURE	1005 hPa

Track Information

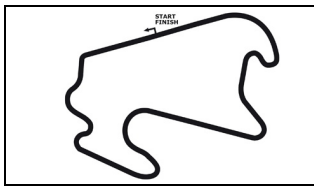
GREEN FLAG	9:00:00
CHEQUERED FLAG	9:30:01
SAFETY CAR PHASE	0
FULL COURSE YELLOW PHASE	0
TRACK NAME	Lausitzring
TRACK LENGTH	3478m
TURN COUNT	12
FASTEST LAP:	#22. STO - 1:21.867

STARTED: 33 CLASSIFIED: 33 NOT CLASSIFIED: 0 DISQUALIFIED: 0

Drivers	Team	Car	Lap	Best Time	Gap	Diff	Kph	Day Time
1 22 L.Stolz(DEU)/M.Engel(MCO)	Toksport WRT(DEU)	Mercedes-AMGGT3EVO	6	1:21.867			152.9	9:11:39
2 71 M.Paul(DEU)(J)/N.Langeveld(NLD)	T3-HRT-Motorsport(DEU)	Audi R8 LMS GT3	11	1:21.910	0.043	0.043	152.8	9:30:21
3 32 C.Weerts(BEL)(J)/D.Vanthoor(BEL)	TEAM WRT(BEL)	Audi R8 LMS GT3	9	1:21.952	0.085	0.042	152.7	9:28:34
4 7 A.Renauer(DEU)/S.Asch(DEU)	Precote Herberth Motorsport(DEU)	Porsche 911 GT3 R	8	1:21.968	0.101	0.016	152.7	9:15:04
5 92 M.Ammermüller(DEU)/C.Engelhart(DEU)	SSR Performance(DEU)	Porsche 911 GT3 R	6	1:21.997	0.130	0.029	152.6	9:22:32
6 99 R.Renauer(DEU)/S.Müller(DEU)	Precote Herberth Motorsport(DEU)	Porsche 911 GT3 R	5	1:22.003	0.136	0.006	152.6	9:22:14
7 26 R.Feller(CHE)(J)/S.Mücke(DEU)	BWT Mücke Motorsport(DEU)	Audi R8 LMS GT3	7	1:22.016	0.149	0.013	152.6	9:23:51
8 77 M.Pommer(DEU)/J.Schmidt(CHE)	Callaway Competition(DEU)	Corvette C7 GT3-R	6	1:22.024	0.157	0.008	152.6	9:12:38
9 31 P.Niederhauser(CHE)/K.van der Linde(ZAF)	RUTRONIK-RACING(DEU)	Audi R8 LMS GT3	10	1:22.029	0.162	0.005	152.6	9:30:13
10 17 K.Bachler(AUT)/S.De Silvestro(CHE)	KÜS TEAM75 Bernhard(DEU)	Porsche 911 GT3 R	7	1:22.060	0.193	0.031	152.5	9:22:15
11 28 M.Hofer(AUT)/C.Haase(DEU)	Montaplastby Land Motorsport(DEU)	Audi R8 LMS GT3	9	1:22.080	0.213	0.020	152.5	9:28:28
12 8 D.Marschall(DEU)(J)/C.Schreiner(DEU)(J)	RUTRONIK-RACING(DEU)	Audi R8 LMS GT3	6	1:22.087	0.220	0.007	152.5	9:23:31
13 63 A.Costa Balboa(ESP)/F.Perera(FRA)	GRT GRASSERRACINGTEAM(AUT)	LamborghiniHuracanGT3E	6	1:22.154	0.287	0.067	152.4	9:24:10
14 48 P.Ellis(GBR)/R.Marciello(ITA)	KNAUS-TeamHTP-WINWARD(DEU)	Mercedes-AMGGT3EVO	6	1:22.166	0.299	0.012	152.3	9:09:14
15 3 M.Hackländer(DEU)/N.Rogivue(CHE)(J)	Aust Motorsport(DEU)	Audi R8 LMS GT3	11	1:22.213	0.346	0.047	152.2	9:29:37
16 33 F.Salaquarda(CZE)(T)/F.Stippler(DEU)	Team ISR(CZE)	Audi R8 LMS GT3	9	1:22.289	0.422	0.076	152.1	9:28:37
17 36 M.Dienst(DEU)(J)/P.Frommenwiler(CHE)	Schütz Motorsport(DEU)	Mercedes-AMG GT3	11	1:22.298	0.431	0.009	152.1	9:28:41
18 47 I.Dontje(NLD)/M.Götz(DEU)	MANNFILTER-TeamHTP-WINWARD(I	Mercedes-AMGGT3EVO	6	1:22.304	0.437	0.006	152.1	9:09:27
19 30 R.Ineichen(CHE)(T)/M.Bortolotti(ITA)	TEAM WRT(BEL)	Audi R8 LMS GT3	9	1:22.345	0.478	0.041	152.0	9:15:33
20 18 J.Fittje(DEU)(J)/D.Jahn(DEU)	KÜS TEAM75 Bernhard(DEU)	Porsche 911 GT3 R	10	1:22.347	0.480	0.002	152.0	9:21:44
21 20 M.Wishofer(AUT)(J)/D.Boccolacci(FRA)	Team ZakspeedBKK Mobil Oil Racing(D	Mercedes-AMGGT3EVO	9	1:22.354	0.487	0.007	152.0	9:30:09
22 21 J.Eriksson(SWE)/D.Keilwitz(DEU)	Team ZakspeedBKK Mobil Oil Racing(D	Mercedes-AMGGT3EVO	6	1:22.430	0.563	0.076	151.8	9:23:16
23 82 T.Zimmermann(DEU)(J)/S.Schothorst(NLD)	GRT GRASSERRACINGTEAM(AUT)	LamborghiniHuracanGT3E	10	1:22.443	0.576	0.013	151.8	9:30:20
24 25 I.Walilko(POL)(J)/M.Beckhusen(DEU)(J)	BWT Mücke Motorsport(DEU)	Audi R8 LMS GT3	10	1:22.525	0.658	0.082	151.7	9:27:57
25 117 M.Ragginger(AUT)/N.Siedler(AUT)	SpaceDriveRacing operated byKÜSTe	Porsche911GT3R(GEN1)	8	1:22.660	0.793	0.135	151.4	9:28:25
26 29 K.Schramm(DEU)(J)/C.Mies(DEU)	Montaplastby Land Motorsport(DEU)	Audi R8 LMS GT3	9	1:22.678	0.811	0.018	151.4	9:29:18
27 9 A.Read(AUS)(J)/J.Eriksson(SWE)	Schubert Motorsport(DEU)	BMW M6 GT3	6	1:22.717	0.850	0.039	151.3	9:17:02
28 19 N.Lagrange(BEL)/C.Schmid(AUT)	GRT GRASSERRACINGTEAM(AUT)	LamborghiniHuracanGT3E	9	1:22.861	0.994	0.144	151.1	9:13:10
29 11 E.Erhart(DEU)(T)/P.Kaffer(DEU)	EFP Car Collection by TECE(DEU)	Audi R8 LMS GT3	11	1:23.046	1.179	0.185	150.7	9:30:32
30 14 N.Sylvest(DNK)(J)/J.Klingmann(DEU)	MRS GT-Racing(DEU)	BMW M6 GT3	11	1:23.100	1.233	0.054	150.6	9:28:10
31 10 H.Skoog(SWE)(J)/N.Yelloly(GBR)	Schubert Motorsport(DEU)	BMW M6 GT3	5	1:23.229	1.362	0.129	150.4	9:07:58
32 4 H.von Danwitz(DEU)(J)/R.Frey(CHE)	Aust Motorsport(DEU)	Audi R8 LMS GT3	12	1:23.349	1.482	0.120	150.2	9:30:25
33 72 C.Schöll(AUT)(J)/J.Pepper(ZAF)	T3-HRT-Motorsport(DEU)	Bentley Continental GT3	7	1:23.404	1.537	0.055	150.1	9:10:43

Subject to final scrutineering!

Publication time:	Clerk of the Course: Janko Garbsch	Timekeeper: Steffen Ruhl
-------------------	------------------------------------	--------------------------



# ADAC GT Masters

## Sector List Qualifying 1

Provisional



Lausitzring, Length: 3478m

Air temperature: 26.54°C

Track temperature: 33.96°C

Weather condition: Dry

DMSB Reg. Nr.: R-11752/20

Saturday, August 1, 2020 9:00:00

Lap Id	Time	SE1	SP1	SE2	SP2	SE3	SP3	TSP	Lap Id	Time	SE1	SP1	SE2	SP2	SE3	SP3	TSP		
<b>3 Hackländer, DEU(#1) / Rogivue, CHE(#2)</b>									<b>theoretical besttime: 1:21.946</b>										
1	1	15:27.108	14:21.157	120	27.606	145	38.345	233	7	1	1:22.616	27.444	178	21.468	219	33.704	237	<b>247</b>	
2	1	1:32.371	31.120	174	25.372	211	35.879	235	242	8	1	1:22.225	27.597	178	21.267	220	<b>33.361</b>	<b>236</b>	247
3	1	1:31.034	30.761	175	23.023	179	37.250	235	245	9	1	1:22.285	27.433	177	<b>21.222</b>	<b>218</b>	33.630	236	246
4	1	1:28.422	30.434	157	23.420	204	34.568	236	245	10	1	1:22.490	27.402	178	21.395	219	33.693	237	246
5	1	1:23.673	28.201	177	21.479	212	33.993	236	245	11	1	<b>1:22.213</b>	<b>27.363</b>	<b>178</b>	21.346	217	33.504	236	246
6	1	1:22.571	27.819	177	21.307	219	33.445	237	246	12	1	1:48.406	30.894	112	29.701	152	47.811	52	246

<b>4 von Danwitz, DEU(#1) / Frey, CHE(#2)</b>									<b>theoretical besttime: 1:23.199</b>										
1	1	14:48.055	13:38.162	106	29.705	138	40.188	229	7	1	1:23.967	28.006	176	21.624	217	34.337	235	245	
2	1	1:31.999	31.635	170	23.488	212	36.876	233	238	8	1	1:23.823	27.924	177	21.689	217	34.210	235	245
3	1	1:26.123	28.694	175	21.997	215	35.432	234	243	9	1	1:28.247	27.908	176	23.701	216	36.638	235	245
4	1	1:24.856	28.430	174	21.870	217	34.556	236	244	10	1	1:23.468	27.791	176	<b>21.421</b>	<b>218</b>	34.256	236	245
5	1	1:24.258	28.062	175	21.680	217	34.516	<b>237</b>	245	11	1	1:23.358	27.831	176	21.432	217	34.095	236	245
6	1	1:23.993	27.914	175	21.648	217	34.431	236	<b>246</b>	12	1	<b>1:23.349</b>	<b>27.702</b>	<b>176</b>	21.571	217	<b>34.076</b>	<b>235</b>	245

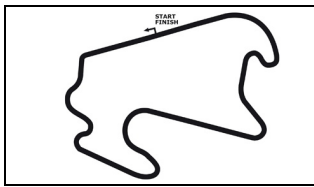
<b>7 Renauer, DEU(#1) / Asch, DEU(#2)</b>									<b>theoretical besttime: 1:21.823</b>										
1	1	5:17.182	4:15.859	165	24.140	213	37.183	235	6	1	1:22.173	<b>27.323</b>	<b>179</b>	21.346	219	33.504	239	<b>248</b>	
2	1	1:30.482	32.289	168	22.910	215	35.283	238	244	7	1	1:22.596	27.340	179	21.458	221	33.798	238	247
3	1	1:24.285	27.947	178	21.683	218	34.655	237	246	8	1	<b>1:21.968</b>	27.468	179	<b>21.130</b>	<b>220</b>	<b>33.370</b>	<b>238</b>	246
4	1	1:23.502	27.494	<b>179</b>	21.872	217	34.136	238	246	9	1	1:30.318	27.690	176	24.197	215	38.431	239	246
5	1	1:22.240	27.571	179	21.228	221	33.441	<b>240</b>	247	10	1	1:28.040	27.515	179	21.240	221	39.285	57	247

<b>8 Marschall, DEU(#1) / Schreiner, DEU(#2)</b>									<b>theoretical besttime: 1:22.031</b>										
1	1	16:22.929	15:14.532	155	25.785	194	42.612	228	6	1	<b>1:22.087</b>	<b>27.315</b>	<b>177</b>	21.208	221	<b>33.564</b>	<b>237</b>	<b>247</b>	
2	1	1:30.294	30.718	171	23.384	214	36.192	235	239	7	1	1:25.932	27.470	178	21.332	217	37.130	238	247
3	1	1:26.945	29.105	175	21.957	217	35.883	235	245	8	1	1:24.142	27.377	177	21.154	220	35.611	238	247
4	1	1:26.130	28.014	176	21.788	218	36.328	237	245	9	1	1:23.502	27.494	177	<b>21.152</b>	<b>220</b>	34.856	237	247
5	1	1:22.601	27.649	177	21.263	220	33.689	<b>238</b>	247	10	1	1:25.966	27.429	177	21.268	220	37.269	59	247

<b>9 Read, AUS(#1) / Eriksson, SWE(#2)</b>									<b>theoretical besttime: 1:22.717</b>										
1	1	9:53.791	8:49.406	150	25.118	182	39.267	179	7	1	1:24.295	28.075	177	21.492	220	34.728	241	249	
2	1	1:29.868	31.306	142	23.309	202	35.253	240	179	8	1	1:27.580	29.286	161	22.102	217	36.192	241	<b>252</b>
3	1	1:28.679	30.316	175	22.382	219	35.981	238	248	9	1	1:23.964	28.282	177	21.555	220	34.127	240	250
4	1	1:23.674	28.136	<b>179</b>	21.498	<b>222</b>	34.040	241	249	10	1	1:23.856	28.016	177	21.652	221	34.188	240	250
5	1	1:23.006	27.793	178	21.386	222	33.827	240	247	11	1	1:23.699	27.945	178	21.602	220	34.152	238	249
6	1	<b>1:22.717</b>	<b>27.696</b>	178	<b>21.367</b>	219	<b>33.654</b>	<b>242</b>	251	12	1	1:26.446	28.275	178	21.645	220	36.526	59	251

<b>10 Skoog, SWE(#1) / Yelloly, GBR(#2)</b>									<b>theoretical besttime: 1:23.214</b>										
1	1	2:16.039	1:06.280	112	29.337	125	40.422	216	7	1	1:23.436	27.927	178	21.431	221	34.078	240	249	
2	1	1:28.849	31.802	176	22.304	217	34.743	237	207	8	1	1:33.955	29.719	140	25.879	206	38.357	59	249
3	1	1:26.335	27.945	178	21.366	221	37.024	241	<b>252</b>	9	1	11:09.857	10:09.622	175	22.354	211	37.881	237	
4	1	1:23.629	28.136	<b>179</b>	21.465	222	34.028	238	252	10	1	1:24.032	28.077	178	21.510	221	34.445	240	248
5	1	<b>1:23.229</b>	<b>27.865</b>	177	21.328	<b>223</b>	34.036	<b>241</b>	249	11	1	1:23.375	27.902	177	21.340	223	34.133	241	248
6	1	1:23.388	28.039	178	<b>21.324</b>	221	<b>34.025</b>	240	249	12	1	1:29.709	29.932	155	22.847	219	36.930	59	252

<b>11 Erhart, DEU(#1) / Kaffer, DEU(#2)</b>									<b>theoretical besttime: 1:23.009</b>										
1	1	16:27.892	15:22.746	144	26.426	162	38.720	233	7	1	1:23.314	27.790	177	21.517	219	34.007	237	245	
2	1	1:31.728	30.791	172	22.884	213	38.053	235	242	8	1	1:23.415	27.659	176	21.574	218	34.182	236	246
3	1	1:24.872	28.289	175	21.525	<b>219</b>	35.058	236	244	9	1	1:23.297	27.786	176	21.472	219	34.039	237	245
4	1	1:23.896	27.817	175	21.729	217	34.350	236	245	10	1	1:23.337	27.764	176	21.525	218	34.048	236	<b>247</b>
5	1	1:23.504	27.773	175	<b>21.459</b>	218	34.272	236	246	11	1	<b>1:23.046</b>	<b>27.572</b>	<b>176</b>	21.496	218	<b>33.978</b>	<b>237</b>	246
6	1	1:23.529	27.887	175	21.540	218	34.102	236	245										



# ADAC GT Masters

## Sector List Qualifying 1

Provisional



Lausitzring, Length: 3478m  
Air temperature: 26.54°C  
Track temperature: 33.96°C  
Weather condition: Dry

**DMSB** Reg. Nr.: R-11752/20

Saturday, August 1, 2020 9:00:00

Lap Id	Time	SE1	SP1	SE2	SP2	SE3	SP3	TSP	Lap Id	Time	SE1	SP1	SE2	SP2	SE3	SP3	TSP		
<b>14</b>	Sylvest, DNK(#1) / Klingmann, DEU(#2)								<b>theoretical besttime: 1:23.078</b>										
1	1	3:29.152	2:18.430	134	30.552	147	40.170	201	8	1	1:23.304	27.967	178	21.374	224	33.963	241	250	
2	1	1:36.206	32.005	170	23.461	210	40.740	59	204	9	1	1:23.692	28.145	178	21.531	223	34.016	241	251
3	1	11:47.691	10:49.083	156	23.134	217	35.474	240	10	1	1:23.858	28.175	178	21.385	223	34.298	240	251	
4	1	1:31.938	28.660	177	21.997	165	41.281	241	249	11	1	<b>1:23.100</b>	27.925	177	21.362	224	<b>33.813</b>	<b>241</b>	250
5	1	1:23.815	28.075	<b>178</b>	21.438	222	34.302	<b>241</b>	251	12	1	1:23.178	<b>27.908</b>	<b>178</b>	<b>21.357</b>	<b>223</b>	33.913	241	251
6	1	1:23.802	28.103	177	21.582	222	34.117	241	<b>251</b>	13	1	1:36.878	28.912	147	25.494	154	42.472	57	251
7	1	1:23.672	28.079	178	21.476	223	34.117	240	251										

<b>17</b>	Bachler, AUT(#1) / De Silvestro, CHE(#2)								<b>theoretical besttime: 1:21.723</b>										
1	1	13:43.827	12:42.057	170	23.739	181	38.031	219	6	1	1:23.019	27.524	179	21.115	221	34.380	241	249	
2	1	1:26.996	30.438	175	22.252	218	34.306	238	232	7	1	<b>1:22.060</b>	27.578	179	21.139	221	<b>33.343</b>	<b>240</b>	<b>249</b>
3	1	1:24.573	28.414	177	21.475	220	34.684	240	245	8	1	1:22.163	<b>27.325</b>	<b>179</b>	21.092	222	33.746	238	248
4	1	1:32.300	29.055	173	27.840	208	35.405	240	248	9	1	1:40.775	35.204	62	29.670	217	35.901	58	248
5	1	1:22.195	27.624	<b>179</b>	<b>21.055</b>	<b>223</b>	33.516	241	248										

<b>18</b>	Fittje, DEU(#1) / Jahn, DEU(#2)								<b>theoretical besttime: 1:22.323</b>										
1	1	8:58.248	7:53.315	159	26.217	130	38.716	233	7	1	1:22.930	27.779	178	21.425	217	33.726	238	245	
2	1	1:30.439	29.352	176	25.088	175	35.999	236	241	8	1	1:30.787	29.655	152	23.799	209	37.333	238	247
3	1	1:23.213	27.963	177	21.433	219	33.817	236	244	9	1	1:22.568	27.675	178	21.307	219	<b>33.586</b>	<b>238</b>	246
4	1	1:22.818	27.862	177	21.292	219	33.664	237	245	10	1	<b>1:22.347</b>	<b>27.547</b>	<b>179</b>	<b>21.190</b>	<b>220</b>	33.610	238	<b>247</b>
5	1	1:22.542	27.622	<b>179</b>	<b>21.279</b>	<b>220</b>	33.641	238	244	11	1	1:27.932	27.631	178	21.239	219	39.062	57	247
6	1	1:28.470	27.604	179	22.670	206	38.196	237	245										

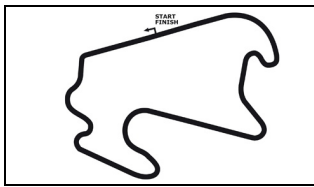
<b>19</b>	Lagrange, BEL(#1) / Schmid, AUT(#2)								<b>theoretical besttime: 1:22.576</b>										
1	1	1:52.311	49.548	164	25.623	158	37.140	230	7	1	1:22.971	27.975	177	21.320	217	<b>33.676</b>	<b>234</b>	243	
2	1	1:29.359	30.651	171	23.793	189	34.915	232	239	8	1	1:22.963	27.894	175	21.304	217	33.765	234	243
3	1	1:24.092	28.182	175	21.312	216	34.598	<b>234</b>	241	9	1	<b>1:22.861</b>	27.690	177	21.313	217	33.858	234	243
4	1	1:29.441	28.525	175	25.222	166	35.694	233	<b>243</b>	10	1	1:22.876	27.744	177	<b>21.252</b>	<b>217</b>	33.880	234	243
5	1	1:23.028	27.834	176	21.287	215	33.907	234	243	11	1	1:22.944	<b>27.648</b>	<b>175</b>	21.412	217	33.884	234	243
6	1	1:23.019	27.799	175	21.402	216	33.818	234	243	12	1	1:26.970	27.978	176	21.551	217	37.441	51	243

<b>20</b>	Wishofer, AUT(#1) / Boccolacci, FRA(#2)								<b>theoretical besttime: 1:22.258</b>										
1	1	18:47.707	17:39.756	124	28.040	166	39.911	208	6	1	1:25.535	27.595	178	22.316	200	35.624	235	244	
2	1	1:30.559	32.014	161	22.507	196	36.038	225	222	7	1	1:22.483	27.504	178	21.256	217	<b>33.723</b>	<b>236</b>	245
3	1	1:31.468	28.494	150	24.447	144	38.527	232	235	8	1	1:22.460	27.479	177	21.222	218	33.759	236	245
4	1	1:23.711	27.957	175	21.694	218	34.060	235	242	9	1	<b>1:22.354</b>	<b>27.469</b>	<b>177</b>	<b>21.066</b>	<b>218</b>	33.819	236	<b>246</b>
5	1	1:22.886	27.609	177	21.306	<b>218</b>	33.971	235	245										

<b>21</b>	Eriksson, SWE(#1) / Keilwitz, DEU(#2)								<b>theoretical besttime: 1:22.326</b>										
1	1	16:10.424	15:01.255	116	28.836	150	40.333	213	7	1	1:28.401	29.662	165	22.603	212	36.136	236	245	
2	1	1:31.007	31.570	147	23.546	208	35.891	232	216	8	1	1:25.111	27.724	178	21.189	218	36.198	235	244
3	1	1:24.956	28.760	175	21.388	218	34.808	234	242	9	1	1:22.845	27.687	177	21.291	218	33.867	235	244
4	1	1:24.412	<b>27.531</b>	<b>178</b>	<b>21.028</b>	<b>220</b>	35.853	<b>236</b>	243	10	1	1:22.490	27.639	177	21.084	219	<b>33.767</b>	<b>235</b>	245
5	1	1:22.674	27.621	177	21.109	219	33.944	235	245	11	1	1:33.637	30.167	112	24.716	197	38.754	58	245
6	1	<b>1:22.430</b>	27.539	177	21.078	219	33.813	236	<b>245</b>										

<b>22</b>	Stolz, DEU(#1) / Engel, MCO(#2)								<b>theoretical besttime: 1:21.795</b>										
1	1	4:45.096	3:46.344	168	23.359	204	35.393	232	6	1	<b>1:21.867</b>	27.303	178	<b>21.032</b>	<b>219</b>	33.532	235	<b>245</b>	
2	1	1:24.475	28.656	177	21.587	217	34.232	234	241	7	1	1:22.073	27.315	178	21.136	219	33.622	235	245
3	1	1:22.776	27.892	178	21.235	219	33.649	235	243	8	1	1:21.902	<b>27.286</b>	<b>178</b>	21.139	220	<b>33.477</b>	<b>235</b>	245
4	1	1:22.371	27.454	<b>178</b>	21.096	219	33.821	235	244	9	1	1:24.970	27.976	175	22.184	215	34.810	236	243
5	1	1:21.918	27.340	178	21.076	219	33.502	236	244	10	1	1:31.683	28.942	174	22.760	206	39.981	56	245





# ADAC GT Masters

## Sector List Qualifying 1

Provisional



Lausitzring, Length: 3478m  
Air temperature: 26.54°C  
Track temperature: 33.96°C  
Weather condition: Dry

**DMSB** Reg. Nr.: R-11752/20

Saturday, August 1, 2020 9:00:00

Lap	Id	Time	SE1	SP1	SE2	SP2	SE3	SP3	TSP	Lap	Id	Time	SE1	SP1	SE2	SP2	SE3	SP3	TSP
<b>25</b>	Walilko, POL(#1) / Beckhusen, DEU(#2)									<b>theoretical besttime: 1:22.385</b>									
1	1	15:17.448	14:17.489	162	23.904	190	36.055	214		7	1	1:22.720	27.530	177	21.292	221	33.898	237	247
2	1	1:29.586	29.212	167	22.714	172	37.660	238	215	8	1	1:23.198	27.571	178	21.260	221	34.367	238	247
3	1	1:31.020	27.807	177	21.273	221	41.940	237	247	9	1	1:22.599	27.468	177	21.345	220	33.786	237	247
4	1	1:22.749	27.575	177	21.292	<b>221</b>	33.882	<b>238</b>	246	10	1	<b>1:22.525</b>	27.475	177	21.278	221	<b>33.772</b>	<b>238</b>	247
5	1	1:22.675	27.604	177	21.285	221	33.786	238	<b>248</b>	11	1	1:26.810	<b>27.413</b>	<b>177</b>	21.398	220	37.999	58	247
6	1	1:22.528	27.518	177	<b>21.200</b>	220	33.810	237	247										

<b>26</b>	Feller, CHE(#1) / Mücke, DEU(#2)									<b>theoretical besttime: 1:21.955</b>									
1	1	15:15.780	14:16.289	169	23.494	211	35.997	236		7	1	<b>1:22.016</b>	27.269	178	<b>21.117</b>	<b>221</b>	<b>33.630</b>	<b>238</b>	247
2	1	1:29.616	29.277	174	21.615	216	38.724	238	245	8	1	1:23.522	27.473	178	21.275	221	34.774	239	248
3	1	1:30.293	27.286	178	21.483	220	41.524	238	247	9	1	1:22.594	27.213	178	21.218	221	34.163	238	248
4	1	1:22.345	27.394	178	21.267	221	33.684	239	247	10	1	1:22.441	27.341	179	21.272	222	33.828	239	248
5	1	1:22.492	27.324	<b>179</b>	21.260	220	33.908	<b>240</b>	<b>249</b>	11	1	1:22.277	<b>27.208</b>	<b>178</b>	21.362	221	33.707	238	248
6	1	1:28.501	27.427	178	23.009	219	38.065	238	248	12	1	1:24.858	27.345	177	21.487	219	36.026	59	248

<b>28</b>	Hofer, AUT(#1) / Haase, DEU(#2)									<b>theoretical besttime: 1:22.042</b>									
1	1	17:19.412	16:14.815	97	27.083	203	37.514	228		7	1	1:24.707	27.402	177	21.343	219	35.962	236	245
2	1	1:26.676	29.327	172	22.165	213	35.184	235	236	8	1	1:22.321	<b>27.335</b>	<b>177</b>	21.268	218	33.718	236	245
3	1	1:25.505	28.254	174	21.462	216	35.789	236	244	9	1	<b>1:22.080</b>	27.335	176	21.242	219	<b>33.503</b>	<b>236</b>	245
4	1	1:22.701	27.573	176	21.329	218	33.799	235	245	10	1	1:26.267	28.802	157	22.587	214	34.878	237	244
5	1	1:22.269	27.420	176	<b>21.204</b>	218	33.645	236	<b>246</b>	11	1	1:32.836	27.471	176	21.478	217	43.887	53	244
6	1	1:22.307	27.390	<b>177</b>	21.392	<b>219</b>	33.525	236	244										

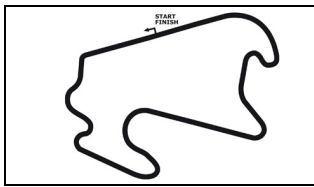
<b>29</b>	Schramm, DEU(#1) / Mies, DEU(#2)									<b>theoretical besttime: 1:22.580</b>									
1	1	18:08.982	17:09.053	164	23.804	203	36.125	223		6	1	1:24.127	28.276	176	21.545	218	34.306	236	<b>247</b>
2	1	1:26.383	29.293	173	22.068	200	35.022	234	230	7	1	1:23.140	27.582	177	21.438	218	34.120	236	245
3	1	1:23.913	28.017	175	21.735	219	34.161	235	242	8	1	1:22.798	27.504	177	21.310	220	33.984	236	244
4	1	1:22.809	27.564	<b>177</b>	21.319	217	33.926	<b>237</b>	245	9	1	<b>1:22.678</b>	<b>27.453</b>	<b>177</b>	<b>21.234</b>	<b>217</b>	33.991	237	245
5	1	1:22.789	27.544	177	21.352	217	<b>33.893</b>	237	246	10	1	1:27.153	28.203	175	21.767	217	37.183	59	245

<b>30</b>	Ineichen, CHE(#1) / Bortolotti, ITA(#2)									<b>theoretical besttime: 1:22.107</b>									
1	1	4:27.938	3:26.074	166	24.842	207	37.022	232		7	1	1:22.463	27.526	176	21.316	217	<b>33.621</b>	<b>236</b>	247
2	1	1:25.838	29.216	175	22.026	214	34.596	234	241	8	1	1:22.671	27.578	177	21.328	219	33.765	236	244
3	1	1:23.386	27.804	176	21.458	217	34.124	235	244	9	1	<b>1:22.345</b>	<b>27.338</b>	<b>177</b>	21.287	218	33.720	237	245
4	1	1:23.078	27.613	177	21.440	216	34.025	236	245	10	1	1:22.510	27.434	177	21.416	219	33.660	238	247
5	1	1:22.530	27.533	177	<b>21.148</b>	218	33.849	236	245	11	1	1:23.819	27.470	176	21.598	217	34.751	238	247
6	1	1:22.534	27.519	176	21.333	219	33.682	237	245	12	1	1:27.335	27.698	177	21.282	221	38.355	49	<b>248</b>

<b>31</b>	Niederhauser, CHE(#1) / van der Linde, ZAF(#2)									<b>theoretical besttime: 1:21.931</b>									
1	1	17:31.785	16:26.931	161	25.993	213	38.861	193		6	1	1:26.103	27.425	177	22.344	187	36.334	238	246
2	1	1:29.581	30.916	174	22.496	216	36.169	234	211	7	1	1:22.336	27.461	178	21.177	219	33.698	237	247
3	1	1:26.069	29.072	173	21.839	218	35.158	237	244	8	1	1:25.655	<b>27.773</b>	<b>177</b>	21.861	217	36.021	237	246
4	1	1:24.783	27.761	177	21.411	217	35.611	237	245	9	1	1:22.102	<b>27.271</b>	<b>178</b>	21.261	218	33.570	237	246
5	1	1:22.697	27.334	<b>178</b>	21.252	<b>219</b>	34.111	237	246	10	1	<b>1:22.029</b>	27.369	177	<b>21.131</b>	<b>219</b>	<b>33.529</b>	<b>237</b>	<b>247</b>

<b>32</b>	Weerts, BEL(#1) / Vanthoor, BEL(#2)									<b>theoretical besttime: 1:21.922</b>									
1	1	17:22.619	16:20.011	157	24.294	183	38.314	208		7	1	1:22.168	27.405	177	<b>21.212</b>	<b>221</b>	33.551	236	247
2	1	1:27.184	29.421	167	22.327	181	35.436	235	221	8	1	1:22.336	27.458	177	21.237	218	33.641	235	245
3	1	1:24.116	27.808	176	21.438	215	34.870	<b>240</b>	246	9	1	<b>1:21.952</b>	27.233	177	21.237	217	<b>33.482</b>	<b>236</b>	245
4	1	1:28.231	28.394	176	23.404	180	36.433	236	<b>248</b>	10	1	1:22.188	<b>27.228</b>	<b>177</b>	21.295	218	33.665	236	246
5	1	1:22.747	27.553	<b>177</b>	21.264	218	33.930	236	247	11	1	1:32.572	27.366	177	21.590	213	43.616	57	247
6	1	1:22.307	27.298	177	21.246	220	33.763	237	245										





# ADAC GT Masters

## Sector List Qualifying 1

Provisional



Lausitzring, Length: 3478m  
Air temperature: 26.54°C  
Track temperature: 33.96°C  
Weather condition: Dry

**DMSB** Reg. Nr.: R-11752/20

Saturday, August 1, 2020 9:00:00

Lap Id	Time	SE1	SP1	SE2	SP2	SE3	SP3	TSP	Lap Id	Time	SE1	SP1	SE2	SP2	SE3	SP3	TSP		
<b>33</b> Salaquarda, CZE(#1) / Stippler, DEU(#2)									<b>theoretical besttime: 1:22.041</b>										
1	1	17:24.339	16:18.532	138	26.191	143	39.616	199	7	1	1:23.401	27.586	177	21.231	222	34.584	238	<b>249</b>	
2	1	1:31.034	30.288	174	22.926	136	37.820	236	208	8	1	1:22.452	<b>27.421</b>	<b>178</b>	21.296	220	33.735	238	247
3	1	1:24.163	28.476	176	21.462	219	34.225	238	245	9	1	<b>1:22.289</b>	27.469	177	21.135	221	33.685	238	247
4	1	1:24.034	27.866	177	21.767	217	34.401	238	248	10	1	1:22.362	27.742	177	<b>21.078</b>	<b>221</b>	<b>33.542</b>	<b>237</b>	248
5	1	1:22.843	27.736	176	21.207	221	33.900	238	247	11	1	1:33.580	27.654	177	21.103	220	44.823	53	247
6	1	1:22.656	27.613	177	21.385	<b>223</b>	33.658	<b>239</b>	248										

<b>36</b> Dienst, DEU(#1) / Frommenwiler, CHE(#2)									<b>theoretical besttime: 1:22.198</b>										
1	1	14:24.245	13:13.180	121	28.466	142	42.599	197	7	1	1:22.683	<b>27.509</b>	<b>178</b>	21.386	220	33.788	237	247	
2	1	1:35.299	33.454	125	24.663	172	37.182	227	197	8	1	1:22.625	27.651	179	21.267	221	33.707	237	246
3	1	1:28.333	29.908	175	22.241	163	36.184	235	223	9	1	1:30.907	27.720	178	22.712	160	40.475	236	246
4	1	1:23.005	27.894	178	21.289	220	33.822	238	244	10	1	1:22.576	27.615	178	21.229	220	33.732	237	245
5	1	1:23.117	27.608	178	21.231	<b>221</b>	34.278	<b>242</b>	248	11	1	<b>1:22.298</b>	27.609	178	<b>21.188</b>	<b>220</b>	<b>33.501</b>	<b>237</b>	245
6	1	1:25.996	27.866	178	21.205	221	36.925	237	<b>250</b>	12	1	1:22.305	27.560	178	21.213	220	33.532	236	247

<b>47</b> Dontje, NLD(#1) / Götz, DEU(#2)									<b>theoretical besttime: 1:22.216</b>										
1	1	2:21.593	1:08.499	112	30.090	128	43.004	225	8	1	1:22.549	27.556	178	21.179	220	33.814	236	244	
2	1	1:34.214	32.085	143	24.057	184	38.072	233	236	9	1	1:22.310	<b>27.482</b>	<b>178</b>	<b>21.070</b>	<b>220</b>	33.758	234	245
3	1	1:23.800	28.264	177	21.361	217	34.175	234	242	10	1	1:24.297	27.544	178	21.188	220	35.565	59	244
4	1	1:22.661	27.736	177	21.138	218	33.787	235	244	11	1	6:37.667	5:39.927	173	23.124	216	34.616	235	
5	1	1:22.371	27.534	177	21.106	219	33.731	235	244	12	1	1:22.927	27.546	178	21.348	219	34.033	236	245
6	1	<b>1:22.304</b>	27.491	177	21.133	219	33.680	235	245	13	1	1:22.434	27.551	178	21.181	220	33.702	236	245
7	1	1:22.339	27.553	177	21.122	<b>220</b>	<b>33.664</b>	235	<b>245</b>	14	1	1:25.084	27.980	177	21.352	218	35.752	58	245

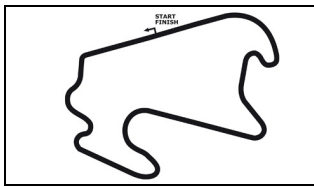
<b>48</b> Ellis, GBR(#1) / Marciello, ITA(#2)									<b>theoretical besttime: 1:22.001</b>										
1	1	2:08.424	1:00.330	115	28.211	105	39.883	231	8	1	1:25.540	27.600	178	21.691	217	36.249	59	245	
2	1	1:32.771	30.657	175	24.048	151	38.066	234	173	9	1	5:42.719	4:44.755	176	21.813	218	36.151	235	
3	1	1:25.160	27.611	177	21.212	219	36.337	235	243	10	1	1:24.410	27.723	178	21.636	218	35.051	237	245
4	1	1:22.994	27.701	177	21.200	220	34.093	235	244	11	1	1:24.678	27.532	179	21.110	221	36.036	237	<b>247</b>
5	1	1:22.205	27.518	177	21.085	220	<b>33.602</b>	235	244	12	1	1:23.991	27.531	178	21.149	220	35.311	237	247
6	1	<b>1:22.166</b>	<b>27.405</b>	178	<b>20.994</b>	220	33.767	235	245	13	1	1:22.467	27.553	178	21.265	221	33.649	236	247
7	1	1:22.385	27.716	178	21.025	221	33.644	236	245	14	1	1:28.513	28.533	174	22.272	218	37.708	59	246

<b>63</b> Costa Balboa, ESP(#1) / Perera, FRA(#2)									<b>theoretical besttime: 1:21.975</b>										
1	1	17:11.629	16:10.553	166	24.307	204	36.769	231	6	1	<b>1:22.154</b>	27.396	178	21.220	218	33.538	236	245	
2	1	1:26.442	29.667	175	22.151	214	34.624	234	241	7	1	1:24.274	28.415	175	21.742	217	34.117	236	<b>245</b>
3	1	1:24.879	28.161	176	21.558	216	35.160	235	244	8	1	1:22.164	27.577	177	<b>21.178</b>	<b>218</b>	<b>33.409</b>	<b>236</b>	245
4	1	1:22.906	27.702	177	21.527	217	33.677	236	244	9	1	1:24.288	28.317	175	21.880	217	34.091	235	245
5	1	1:22.252	<b>27.388</b>	177	21.284	<b>218</b>	33.580	235	245	10	1	1:35.557	29.413	126	25.025	191	41.119	55	244

<b>71</b> Paul, DEU(#1) / Langeveld, NLD(#2)									<b>theoretical besttime: 1:21.877</b>										
1	1	16:26.258	15:20.316	133	27.455	166	38.487	206	7	1	1:22.353	27.368	178	21.258	221	33.727	238	247	
2	1	1:28.603	30.358	173	22.508	215	35.737	235	207	8	1	1:25.391	27.392	177	21.273	220	36.726	236	<b>247</b>
3	1	1:24.115	28.658	176	21.441	219	34.016	236	244	9	1	1:22.493	27.423	177	21.400	219	33.670	236	245
4	1	1:22.633	27.654	176	21.285	218	33.694	236	245	10	1	1:22.180	27.349	177	21.188	219	33.643	237	247
5	1	1:22.526	27.642	176	21.241	219	33.643	237	246	11	1	<b>1:21.910</b>	<b>27.308</b>	<b>177</b>	21.219	219	<b>33.383</b>	<b>237</b>	247
6	1	1:22.428	27.416	176	<b>21.186</b>	220	33.826	237	247										

<b>72</b> Schöll, AUT(#1) / Pepper, ZAF(#2)									<b>theoretical besttime: 1:23.145</b>										
1	1	2:03.133	54.377	136	28.198	175	40.558	198	7	1	<b>1:23.404</b>	28.028	177	21.465	221	<b>33.911</b>	<b>237</b>	247	
2	1	1:31.261	31.674	139	23.907	214	35.680	234	202	8	1	1:23.435	<b>27.839</b>	<b>177</b>	21.476	221	34.120	236	248
3	1	1:33.676	29.200	173	25.118	146	39.358	236	244	9	1	1:23.526	28.075	177	21.395	221	34.056	237	247
4	1	1:24.355	28.341	177	21.765	218	34.249	<b>237</b>	247	10	1	1:23.661	27.843	178	21.502	220	34.316	237	247
5	1	1:23.660	28.114	177	21.513	220	34.033	<b>237</b>	<b>248</b>	11	1	1:31.401	28.445	174	22.626	217	40.330	59	247
6	1	1:23.524	28.064	177	<b>21.395</b>	221	34.065	236	248										





# ADAC GT Masters

## Sector List Qualifying 1

Provisional



Lausitzring, Length: 3478m

Air temperature: 26.54°C

Track temperature: 33.96°C

Weather condition: Dry

**DMSB** Reg. Nr.: R-11752/20

Saturday, August 1, 2020 9:00:00

Lap Id	Time	SE1	SP1	SE2	SP2	SE3	SP3	TSP	Lap Id	Time	SE1	SP1	SE2	SP2	SE3	SP3	TSP		
<b>77 Pommer, DEU(#1) / Schmidt, CHE(#2)</b>									<b>theoretical besttime: 1:21.919</b>										
1	1	5:41.559	4:36.232	121	27.017	173	38.310	227	8	1	1:25.635	27.486	182	21.303	223	36.846	59	251	
2	1	1:25.525	29.386	175	21.889	220	34.250	240	233	9	1	10:11.424	9:15.827	142	21.829	222	33.768	242	
3	1	1:23.534	27.869	182	21.509	221	34.156	240	248	10	1	1:23.001	27.871	182	21.432	223	33.698	242	251
4	1	1:22.566	27.684	181	21.365	223	33.517	241	249	11	1	1:22.585	27.669	183	21.401	223	33.515	243	251
5	1	1:22.387	27.678	183	<b>21.145</b>	223	33.564	241	249	12	1	1:22.340	27.520	183	21.312	224	33.508	241	<b>253</b>
6	1	<b>1:22.024</b>	<b>27.437</b>	181	21.250	223	<b>33.337</b>	241	250	13	1	1:32.397	27.695	180	23.049	147	41.653	59	251
7	1	1:22.210	27.515	182	21.263	223	33.432	242	250										

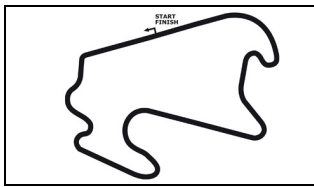
<b>82 Zimmermann, DEU(#1) / Schothorst, NLD(#2)</b>									<b>theoretical besttime: 1:22.404</b>										
1	1	17:47.862	16:36.630	144	28.631	130	42.601	219	6	1	1:22.592	27.619	177	<b>21.240</b>	<b>220</b>	33.733	237	245	
2	1	1:27.738	30.250	172	22.230	215	35.258	236	232	7	1	1:23.977	27.585	177	21.324	220	35.068	236	<b>247</b>
3	1	1:23.797	28.275	176	21.364	218	34.158	236	245	8	1	1:22.860	27.598	176	21.406	219	33.856	237	246
4	1	1:23.021	27.807	176	21.422	217	33.792	236	247	9	1	1:22.573	27.523	177	21.331	219	33.719	237	247
5	1	1:23.146	27.543	177	21.576	219	34.027	236	246	10	1	<b>1:22.443</b>	<b>27.466</b>	<b>176</b>	21.279	218	<b>33.698</b>	<b>237</b>	247

<b>92 Ammermüller, DEU(#1) / Engelhart, DEU(#2)</b>									<b>theoretical besttime: 1:21.928</b>										
1	1	15:20.128	14:19.439	169	23.848	206	36.841	176	6	1	<b>1:21.997</b>	27.405	178	<b>21.100</b>	<b>220</b>	<b>33.492</b>	<b>238</b>	247	
2	1	1:30.490	30.018	173	22.539	195	37.933	238	193	7	1	1:22.018	<b>27.336</b>	<b>178</b>	21.181	220	33.501	238	244
3	1	1:31.236	27.705	178	21.502	210	42.029	238	245	8	1	1:24.836	28.228	177	21.656	220	34.952	238	245
4	1	1:25.478	27.538	178	21.296	220	36.644	238	246	9	1	1:22.240	27.365	178	21.211	221	33.664	238	247
5	1	1:22.382	27.507	177	21.240	220	33.635	<b>239</b>	246	10	1	1:24.358	27.371	178	21.282	219	35.705	58	<b>248</b>

<b>99 Renauer, DEU(#1) / Müller, DEU(#2)</b>									<b>theoretical besttime: 1:21.979</b>										
1	1	16:36.513	15:29.790	163	28.508	210	38.215	237	7	1	1:23.108	27.541	180	21.705	221	33.862	241	247	
2	1	1:25.672	29.345	175	22.105	218	34.222	238	244	8	1	1:23.132	27.733	178	21.792	221	33.607	240	249
3	1	1:26.930	28.226	177	21.524	219	37.180	240	246	9	1	1:22.981	27.530	179	21.701	221	33.750	240	248
4	1	1:22.451	27.427	179	<b>21.242</b>	<b>221</b>	33.782	<b>241</b>	249	10	1	1:22.232	27.285	180	21.353	221	33.594	240	248
5	1	<b>1:22.003</b>	<b>27.172</b>	<b>180</b>	21.266	221	<b>33.565</b>	241	<b>250</b>	11	1	1:27.532	28.329	176	22.090	217	37.113	58	248
6	1	1:28.922	27.973	176	23.954	216	36.995	239	249										

<b>117 Ragginger, AUT(#1) / Siedler, AUT(#2)</b>									<b>theoretical besttime: 1:22.538</b>										
1	1	18:32.307	17:22.740	111	27.194	132	42.373	236	6	1	1:23.000	28.006	178	21.326	222	33.668	242	249	
2	1	1:34.101	29.989	176	25.910	137	38.202	240	246	7	1	1:22.875	27.766	179	21.357	221	33.752	241	251
3	1	1:23.814	27.996	178	21.618	221	34.200	240	249	8	1	<b>1:22.660</b>	27.740	179	<b>21.301</b>	<b>223</b>	33.619	242	251
4	1	1:23.120	27.914	178	21.453	221	33.753	240	249	9	1	1:22.665	<b>27.626</b>	<b>179</b>	21.428	222	<b>33.611</b>	<b>241</b>	<b>251</b>
5	1	1:22.844	27.754	<b>180</b>	21.440	222	33.650	241	250	10	1	1:36.708	27.629	178	21.660	185	47.419	51	251





# ADAC GT Masters

## Top speed list Qualifying 1

Provisional



Lausitzring, Length: 3478m

Air temperature: 26.54°C

Track temperature: 33.96°C

Weather condition: Dry

**DMSB** Reg. Nr.: R-11752/20

Saturday, August 1, 2020 9:00:00

#	Name (NAT)	Team	Car name	Speed	Lap	Race time
77	Markus Pommer (DEU)	Callaway Competition (DEU)	Corvette C7 GT3-R	253.44	12	28:24.136
10	Henric Skoog (SWE)	Schubert Motorsport (DEU)	BMW M6 GT3	252.25	3	3:46.591
9	Aidan Read (AUS)	Schubert Motorsport (DEU)	BMW M6 GT3	252.25	8	18:27.721
14	Nicolai Sylvest (DNK)	MRS GT-Racing (DEU)	BMW M6 GT3	251.66	6	19:50.496
117	Martin Ragginger (AUT)	SpaceDriveRacing operated by KÜS Team75 Bernhard (DEU)	Porsche 911 GT3 R (GEN1)	251.66	9	28:26.413
36	Marvin Dienst (DEU)	Schütz Motorsport (DEU)	Mercedes-AMG GT3	250.48	6	20:15.693
99	Robert Renauer (DEU)	Precote Herberth Motorsport (DEU)	Porsche 911 GT3 R	250.48	5	20:53.265
17	Klaus Bachler (AUT)	KÜS TEAM75 Bernhard (DEU)	Porsche 911 GT3 R	249.90	7	20:54.612
26	Ricardo Feller (CHE)	BWT Mücke Motorsport (DEU)	Audi R8 LMS GT3	249.32	5	19:39.746
33	Filip Salaquarda (CZE)	Team ISR (CZE)	Audi R8 LMS GT3	249.32	7	24:30.781
72	Constantin Schöll (AUT)	T3-HRT-Motorsport (DEU)	Bentley Continental GT3	248.75	5	6:34.143
30	Rolf Ineichen (CHE)	TEAM WRT (BEL)	Audi R8 LMS GT3	248.75	12	18:20.830
32	Charles Weerts (BEL)	TEAM WRT (BEL)	Audi R8 LMS GT3	248.75	4	20:15.626
7	Alfred Renauer (DEU)	Precote Herberth Motorsport (DEU)	Porsche 911 GT3 R	248.17	6	10:59.407
25	Igor Jakob Walilko (POL)	BWT Mücke Motorsport (DEU)	Audi R8 LMS GT3	248.17	5	19:42.522
92	Michael Ammermüller (DEU)	SSR Performance (DEU)	Porsche 911 GT3 R	248.17	10	26:42.526
48	Philip Ellis (GBR)	KNAUS - Team HTP-WINWARD (DEU)	Mercedes-AMG GT3 EVO	247.60	11	19:10.497
18	Jannes Fittje (DEU)	KÜS TEAM75 Bernhard (DEU)	Porsche 911 GT3 R	247.60	10	20:23.739
8	Dennis Marschall (DEU)	RUTRONIK-RACING (DEU)	Audi R8 LMS GT3	247.60	6	22:10.618
82	Tim Zimmermann (DEU)	GRT GRASSER RACING TEAM (AUT)	Lamborghini Huracan GT3 EVO	247.60	7	24:49.880
71	Maximilian Paul (DEU)	T3-HRT-Motorsport (DEU)	Audi R8 LMS GT3	247.60	8	24:50.638
31	Patric Niederhauser (CHE)	RUTRONIK-RACING (DEU)	Audi R8 LMS GT3	247.60	10	28:52.834
3	Maximilian Hackländer (DEU)	Aust Motorsport (DEU)	Audi R8 LMS GT3	247.03	7	22:46.907
29	Kim-Luis Schramm (DEU)	Montaplast by Land Motorsport (DEU)	Audi R8 LMS GT3	247.03	6	23:46.605
11	Elia Erhart (DEU)	EFP Car Collection by TECE (DEU)	Audi R8 LMS GT3	247.03	10	27:47.173
4	Hendrik von Danwitz (DEU)	Aust Motorsport (DEU)	Audi R8 LMS GT3	246.46	6	20:37.020
28	Max Hofer (AUT)	Montaplast by Land Motorsport (DEU)	Audi R8 LMS GT3	246.46	5	21:36.029
20	Mick Wishofer (AUT)	Team Zakspeed BKK Mobil Oil Racing (DEU)	Mercedes-AMG GT3 EVO	246.46	9	28:48.542
47	Indy Dontje (NLD)	MANNFILTER - Team HTP-WINWARD (DEU)	Mercedes-AMG GT3 EVO	245.90	7	9:28.680
22	Luca Stolz (DEU)	Toksport WRT (DEU)	Mercedes-AMG GT3 EVO	245.90	6	10:18.372
21	Jimmy Eriksson (SWE)	Team Zakspeed BKK Mobil Oil Racing (DEU)	Mercedes-AMG GT3 EVO	245.90	6	21:55.207
63	Albert Costa Balboa (ESP)	GRT GRASSER RACING TEAM (AUT)	Lamborghini Huracan GT3 EVO	245.90	7	24:11.995
19	Niels Lagrange (BEL)	GRT GRASSER RACING TEAM (AUT)	Lamborghini Huracan GT3 EVO	243.67	4	4:47.508