


Qualifying 1 Nürburgring



DMSB Reg. Nr.: R-11746/20

Provisional

Result List

Stewards / Race Management

| | |
|---------------------|-----------------|
| STEWARD | Achim Loth |
| STEWARD | Manfred Schulte |
| STEWARD | Dennis Jühe |
| RACE DIRECTOR | Niels Wittich |
| CLERK OF THE COURSE | Michael Bork |
| TECHNICAL DELEGATE | Tim Zessack |
| CHIEF TIMEKEEPER | Steffen Ruhl |

Weather Start/Finish

| | |
|------------|---------|
| AIR | 19.2°C |
| TRACK | 18.6°C |
| CONDITIONS | Dry |
| PRESSURE | 945 hPa |
| AIR | 20.3°C |
| TRACK | 19.5°C |
| CONDITIONS | Dry |
| PRESSURE | 945 hPa |

Track Information

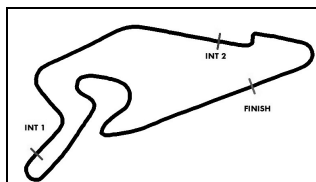
| | |
|--------------------------|---------------------|
| GREEN FLAG | 9:20:00 |
| CHEQUERED FLAG | 9:50:00 |
| SAFETY CAR PHASE | 0 |
| FULL COURSE YELLOW PHASE | 0 |
| TRACK NAME | Nürburgring |
| TRACK LENGTH | 3629m |
| TURN COUNT | 11 |
| FASTEST LAP: | #92. AMM - 1:26.913 |

STARTED: 35 CLASSIFIED: 35 NOT CLASSIFIED: 0 DISQUALIFIED: 0

| Drivers | Team | Car | Lap | Best Time | Gap | Diff | Kph | Day Time |
|---|--------------------------------------|--------------------------|-----|-----------|-------|-------|-------|----------|
| 1 92 M.Ammermüller(DEU)/C.Engelhart(DEU) | SSR Performance(DEU) | Porsche 911 GT3 R | 5 | 1:26.913 | | | 150.3 | 9:41:18 |
| 2 22 M.Engel(DEU)/L.Stolz(DEU) | Toksport WRT(DEU) | Mercedes-AMG GT3EVO | 9 | 1:27.007 | 0.094 | 0.094 | 150.1 | 9:39:31 |
| 3 17 K.Bachler(AUT)/S.De Silvestro(CHE) | KÜS TEAM75 Bernhard(DEU) | Porsche 911 GT3 R | 5 | 1:27.070 | 0.157 | 0.063 | 150.0 | 9:41:32 |
| 4 8 D.Marschall(DEU)(J)/C.Schreiner(DEU)(J) | RUTRONIK-RACING(DEU) | Audi R8 LMS GT3 | 9 | 1:27.108 | 0.195 | 0.038 | 149.9 | 9:50:02 |
| 5 36 M.Dienst(DEU)(J)/P.Frommenwiler(CHE) | DLV-Team Schuetz Motorsport(DEU) | Mercedes-AMG GT3 | 5 | 1:27.185 | 0.272 | 0.077 | 149.8 | 9:43:48 |
| 6 63 F.Perera(FRA)/A.Costa Balboa(ESP) | GRT GRASSERRACING TEAM(AUT) | Lamborghini Huracan GT3E | 8 | 1:27.196 | 0.283 | 0.011 | 149.8 | 9:48:08 |
| 7 31 P.Niederhauser(CHE)/K.van der Linde(ZAF) | RUTRONIK-RACING(DEU) | Audi R8 LMS GT3 | 6 | 1:27.246 | 0.333 | 0.050 | 149.7 | 9:46:24 |
| 8 20 M.Wishofer(AUT)(J)/D.Boccolacci(FRA) | Team Zakspeed BKK Mobil Oil Racing(D | Mercedes-AMG GT3EVO | 6 | 1:27.301 | 0.388 | 0.055 | 149.6 | 9:47:54 |
| 9 71 M.Paul(DEU)(J)/N.Langeveld(NLD) | T3-HRT-Motorsport(DEU) | Audi R8 LMS GT3 | 7 | 1:27.317 | 0.404 | 0.016 | 149.6 | 9:43:08 |
| 10 48 P.Ellis(GBR)/R.Marciello(ITA) | KNAUS-Team HTP-WINWARD(DEU) | Mercedes-AMG GT3EVO | 10 | 1:27.334 | 0.421 | 0.017 | 149.5 | 9:48:02 |
| 11 99 R.Renauer(DEU)/S.Müller(DEU) | Precote Herberth Motorsport(DEU) | Porsche 911 GT3 R | 5 | 1:27.378 | 0.465 | 0.044 | 149.5 | 9:46:20 |
| 12 77 M.Pommer(DEU)/J.Schmidt(CHE) | Callaway Competition(DEU) | Corvette C7 GT3-R | 9 | 1:27.439 | 0.526 | 0.061 | 149.4 | 9:45:29 |
| 13 21 D.Keilwitz(DEU)/J.Eriksson(SWE) | Team Zakspeed BKK Mobil Oil Racing(D | Mercedes-AMG GT3EVO | 6 | 1:27.466 | 0.553 | 0.027 | 149.3 | 9:45:08 |
| 14 14 E.Johansson(SWE)(J)/J.Klingmann(DEU) | MRS GT-Racing(DEU) | BMW M6 GT3 | 6 | 1:27.467 | 0.554 | 0.001 | 149.3 | 9:40:45 |
| 15 28 M.Hofer(AUT)/C.Haase(DEU) | Montaplast by Land Motorsport(DEU) | Audi R8 LMS GT3 | 7 | 1:27.469 | 0.556 | 0.002 | 149.3 | 9:46:17 |
| 16 30 R.Ineichen(CHE)(T)/M.Bortolotti(ITA) | TEAM WRT(BEL) | Audi R8 LMS GT3 | 9 | 1:27.545 | 0.632 | 0.076 | 149.2 | 9:47:08 |
| 17 47 I.Dontje(NLD)/M.Götz(DEU) | MANNFILTER-Team HTP-WINWARD(I | Mercedes-AMG GT3EVO | 8 | 1:27.546 | 0.633 | 0.001 | 149.2 | 9:45:32 |
| 18 26 R.Feller(CHE)(J)/S.Mücke(DEU) | BWT Mücke Motorsport(DEU) | Audi R8 LMS GT3 | 7 | 1:27.560 | 0.647 | 0.014 | 149.2 | 9:33:53 |
| 19 18 J.Fittje(DEU)(J)/D.Jahn(DEU) | KÜS TEAM75 Bernhard(DEU) | Porsche 911 GT3 R | 8 | 1:27.568 | 0.655 | 0.008 | 149.1 | 9:48:06 |
| 20 82 S.Schothorst(NLD)/T.Zimmermann(DEU)(J) | GRT GRASSERRACING TEAM(AUT) | Lamborghini Huracan GT3E | 7 | 1:27.601 | 0.688 | 0.033 | 149.1 | 9:48:11 |
| 21 29 K.Schramm(DEU)(J)/C.Mies(DEU) | Montaplast by Land Motorsport(DEU) | Audi R8 LMS GT3 | 5 | 1:27.674 | 0.761 | 0.073 | 149.0 | 9:43:52 |
| 22 32 C.Weerts(BEL)(J)/D.Vanthoor(BEL) | TEAM WRT(BEL) | Audi R8 LMS GT3 | 6 | 1:27.721 | 0.808 | 0.047 | 148.9 | 9:44:24 |
| 23 72 C.Schöll(AUT)(J)/J.Pepper(ZAF) | T3-HRT-Motorsport(DEU) | Bentley Continental GT3 | 8 | 1:27.776 | 0.863 | 0.055 | 148.8 | 9:33:26 |
| 24 10 H.Skoog(SWE)(J)/N.Yelloly(GBR) | Schubert Motorsport(DEU) | BMW M6 GT3 | 7 | 1:27.788 | 0.875 | 0.012 | 148.8 | 9:42:18 |
| 25 7 A.Renauer(DEU)/S.Asch(DEU) | Precote Herberth Motorsport(DEU) | Porsche 911 GT3 R | 6 | 1:27.796 | 0.883 | 0.008 | 148.8 | 9:45:36 |
| 26 33 F.Salaquarda(CZE)(T)/F.Stippler(DEU) | Team ISR(CZE) | Audi R8 LMS GT3 | 7 | 1:27.850 | 0.937 | 0.054 | 148.7 | 9:46:14 |
| 27 3 N.Rogivue(CHE)(J)/M.Hackländer(DEU) | Aust Motorsport(DEU) | Audi R8 LMS GT3 | 9 | 1:27.931 | 1.018 | 0.081 | 148.5 | 9:47:58 |
| 28 25 I.Waliko(POL)(J)/M.Beckhusen(DEU)(J) | BWT Mücke Motorsport(DEU) | Audi R8 LMS GT3 | 7 | 1:27.949 | 1.036 | 0.018 | 148.5 | 9:33:32 |
| 29 91 M.Joos(DEU)/J.Andlauer(FRA) | Joos Sportwagenteknik(DEU) | Porsche 911 GT3 R | 6 | 1:27.962 | 1.049 | 0.013 | 148.5 | 9:32:19 |
| 30 11 E.Erhart(DEU)(T)/P.Kaffer(DEU) | EFP Car Collection by TECE(DEU) | Audi R8 LMS GT3 | 9 | 1:28.203 | 1.290 | 0.241 | 148.1 | 9:46:09 |
| 31 12 M.Ortmann(DEU)(J)/M.Winkelhock(DEU) | EFP Car Collection by TECE(DEU) | Audi R8 LMS GT3 | 7 | 1:28.249 | 1.336 | 0.046 | 148.0 | 9:41:35 |
| 32 9 A.Read(AUS)(J)/J.Eriksson(SWE) | Schubert Motorsport(DEU) | BMW M6 GT3 | 7 | 1:28.326 | 1.413 | 0.077 | 147.9 | 9:39:09 |
| 33 4 R.Frey(CHE)/H.von Danwitz(DEU)(J) | Aust Motorsport(DEU) | Audi R8 LMS GT3 | 10 | 1:28.354 | 1.441 | 0.028 | 147.8 | 9:50:01 |
| 34 19 N.Lagrange(BEL)/C.Schmid(AUT) | GRT GRASSERRACING TEAM(AUT) | Lamborghini Huracan GT3E | 10 | 1:28.375 | 1.462 | 0.021 | 147.8 | 9:35:20 |
| 35 34 B.Goethe(DNK)(J)/S.Hall(GBR) | TEAM WRT(BEL) | Audi R8 LMS GT3 | 7 | 1:28.606 | 1.693 | 0.231 | 147.4 | 9:40:58 |

Subject to final scrutineering!

| | | |
|-------------------|-----------------------------------|--------------------------|
| Publication time: | Clerk of the Course: Michael Bork | Timekeeper: Steffen Ruhl |
|-------------------|-----------------------------------|--------------------------|



ADAC GT Masters

Sector List Qualifying 1

Provisional



Nürburgring, Length: 3629m

Air temperature: 20.63°C

Track temperature: 19.5°C

Weather condition: Dry

DMSB Reg. Nr.: R-11746/20

Saturday, August 15, 2020 9:20:00

| Lap | Id | Time | SE1 | SP1 | SE2 | SP2 | SE3 | SP3 | TSP | Lap | Id | Time | SE1 | SP1 | SE2 | SP2 | SE3 | SP3 | TSP |
|---|----|-----------|-----------|------------|--------|-----|--------|-----|-----|-----|----|-----------------|---------------|------------|---------------|------------|---------------|------------|-----|
| 3 Rogivue, CHE(#1) / Hackländer, DEU(#2) theoretical besttime: 1:27.890 | | | | | | | | | | | | | | | | | | | |
| 1 | 1 | 15:43.319 | 14:50.966 | 125 | 27.404 | 113 | 24.949 | 180 | | 6 | 1 | 1:28.131 | 44.509 | 132 | 22.271 | 237 | 21.351 | 186 | |
| 2 | 1 | 1:39.233 | 53.141 | 123 | 23.511 | 228 | 22.581 | 185 | | 7 | 1 | 1:29.398 | 44.768 | 130 | 22.321 | 236 | 22.309 | 190 | |
| 3 | 1 | 1:36.990 | 46.099 | 133 | 22.639 | 235 | 28.252 | 186 | | 8 | 1 | 1:28.109 | 44.691 | 131 | 22.190 | 236 | 21.228 | 186 | |
| 4 | 1 | 1:32.657 | 46.116 | 130 | 22.922 | 172 | 23.619 | 188 | | 9 | 1 | 1:27.931 | 44.527 | 132 | 22.213 | 236 | 21.191 | 186 | |
| 5 | 1 | 1:31.905 | 44.916 | 137 | 22.826 | 232 | 24.163 | 186 | | 10 | 1 | 1:37.582 | 44.526 | 132 | 22.594 | 235 | 30.462 | 54 | |

| | | | | | | | | | | | | | | | | | | | |
|---|---|-----------|-----------|-----|--------|-----|--------|-----|--|----|---|-----------------|---------------|------------|---------------|------------|---------------|------------|--|
| 4 Frey, CHE(#1) / von Danwitz, DEU(#2) theoretical besttime: 1:28.093 | | | | | | | | | | | | | | | | | | | |
| 1 | 1 | 3:13.937 | 1:45.216 | 83 | 41.975 | 73 | 46.746 | 49 | | 6 | 1 | 1:28.523 | 44.785 | 133 | 22.244 | 235 | 21.494 | 187 | |
| 2 | 1 | 14:42.232 | 13:50.231 | 127 | 26.486 | 212 | 25.515 | 182 | | 7 | 1 | 1:28.406 | 44.675 | 132 | 22.180 | 237 | 21.551 | 187 | |
| 3 | 1 | 1:35.987 | 46.031 | 131 | 23.560 | 146 | 26.396 | 186 | | 8 | 1 | 1:28.397 | 44.779 | 133 | 22.327 | 236 | 21.291 | 188 | |
| 4 | 1 | 1:28.825 | 45.025 | 132 | 22.287 | 235 | 21.513 | 187 | | 9 | 1 | 1:37.452 | 46.830 | 127 | 27.238 | 197 | 23.384 | 187 | |
| 5 | 1 | 1:28.560 | 44.936 | 132 | 22.240 | 235 | 21.384 | 187 | | 10 | 1 | 1:28.354 | 44.936 | 132 | 22.127 | 235 | 21.291 | 188 | |

| | | | | | | | | | | | | | | | | | | | |
|---|---|-----------|-----------|-----|--------|-----|--------|------------|--|---|---|-----------------|---------------|------------|---------------|------------|---------------|------------|--|
| 7 Renauer, DEU(#1) / Asch, DEU(#2) theoretical besttime: 1:27.765 | | | | | | | | | | | | | | | | | | | |
| 1 | 1 | 18:02.187 | 17:12.476 | 127 | 25.830 | 216 | 23.881 | 185 | | 6 | 1 | 1:27.796 | 44.618 | 135 | 21.912 | 237 | 21.266 | 190 | |
| 2 | 1 | 1:32.372 | 48.109 | 132 | 22.689 | 236 | 21.574 | 190 | | 7 | 1 | 1:29.770 | 45.094 | 135 | 22.686 | 236 | 21.990 | 191 | |
| 3 | 1 | 1:32.017 | 47.651 | 133 | 22.536 | 237 | 21.830 | 189 | | 8 | 1 | 1:34.207 | 45.456 | 132 | 23.735 | 189 | 25.016 | 190 | |
| 4 | 1 | 1:32.349 | 47.178 | 133 | 23.028 | 235 | 22.143 | 191 | | 9 | 1 | 1:28.118 | 44.807 | 135 | 22.076 | 238 | 21.235 | 190 | |
| 5 | 1 | 1:28.419 | 44.976 | 134 | 22.179 | 236 | 21.264 | 189 | | | | | | | | | | | |

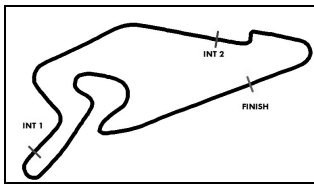
| | | | | | | | | | | | | | | | | | | | |
|--|---|-----------|-----------|-----|--------|-----|--------|------------|--|---|---|-----------------|---------------|------------|---------------|------------|---------------|------------|--|
| 8 Marschall, DEU(#1) / Schreiner, DEU(#2) theoretical besttime: 1:26.998 | | | | | | | | | | | | | | | | | | | |
| 1 | 1 | 18:04.989 | 17:14.858 | 109 | 25.312 | 222 | 24.819 | 183 | | 6 | 1 | 1:27.132 | 44.074 | 133 | 21.951 | 238 | 21.107 | 187 | |
| 2 | 1 | 1:37.129 | 48.867 | 129 | 24.448 | 143 | 23.814 | 185 | | 7 | 1 | 1:31.046 | 45.556 | 130 | 22.576 | 236 | 22.914 | 188 | |
| 3 | 1 | 1:30.156 | 45.342 | 131 | 23.075 | 221 | 21.739 | 188 | | 8 | 1 | 1:27.782 | 44.297 | 135 | 22.092 | 236 | 21.393 | 189 | |
| 4 | 1 | 1:28.836 | 44.754 | 132 | 22.189 | 236 | 21.893 | 189 | | 9 | 1 | 1:27.108 | 44.173 | 133 | 21.962 | 236 | 20.973 | 188 | |
| 5 | 1 | 1:27.545 | 44.248 | 134 | 22.121 | 237 | 21.176 | 188 | | | | | | | | | | | |

| | | | | | | | | | | | | | | | | | | | |
|--|---|----------|----------|------------|--------|-----|--------|-----|--|---|---|-----------------|---------------|------------|---------------|------------|---------------|------------|--|
| 9 Read, AUS(#1) / Eriksson, SWE(#2) theoretical besttime: 1:28.148 | | | | | | | | | | | | | | | | | | | |
| 1 | 1 | 9:57.289 | 9:05.211 | 108 | 27.033 | 182 | 25.045 | 172 | | 6 | 1 | 1:29.928 | 44.980 | 133 | 21.978 | 243 | 22.970 | 193 | |
| 2 | 1 | 1:38.225 | 51.194 | 125 | 23.973 | 197 | 23.058 | 189 | | 7 | 1 | 1:28.326 | 44.756 | 131 | 22.156 | 241 | 21.414 | 193 | |
| 3 | 1 | 1:32.163 | 47.390 | 121 | 22.925 | 238 | 21.848 | 193 | | 8 | 1 | 1:36.563 | 46.394 | 127 | 22.379 | 242 | 27.790 | 58 | |
| 4 | 1 | 1:28.994 | 45.167 | 133 | 22.223 | 241 | 21.604 | 191 | | 9 | | | | | | | | | |
| 5 | 1 | 1:33.188 | 46.970 | 124 | 23.779 | 213 | 22.439 | 190 | | | | | | | | | | | |

| | | | | | | | | | | | | | | | | | | | |
|---|---|-----------|-----------|------------|--------|------------|--------|-----|--|---|---|-----------------|---------------|------------|---------------|------------|---------------|------------|--|
| 10 Skoog, SWE(#1) / Yelloly, GBR(#2) theoretical besttime: 1:27.788 | | | | | | | | | | | | | | | | | | | |
| 1 | 1 | 13:04.242 | 12:10.444 | 108 | 28.299 | 162 | 25.499 | 143 | | 6 | 1 | 1:41.404 | 52.548 | 115 | 26.909 | 227 | 21.947 | 190 | |
| 2 | 1 | 1:38.676 | 53.116 | 122 | 23.404 | 237 | 22.156 | 187 | | 7 | 1 | 1:27.788 | 44.631 | 129 | 21.883 | 241 | 21.274 | 191 | |
| 3 | 1 | 1:29.089 | 45.375 | 135 | 22.215 | 241 | 21.499 | 189 | | 8 | 1 | 1:36.439 | 47.081 | 120 | 24.866 | 170 | 24.492 | 191 | |
| 4 | 1 | 1:28.177 | 44.783 | 130 | 22.005 | 241 | 21.389 | 190 | | 9 | 1 | 1:38.892 | 45.638 | 122 | 24.778 | 165 | 28.476 | 58 | |
| 5 | 1 | 1:28.310 | 44.718 | 128 | 22.094 | 243 | 21.498 | 191 | | | | | | | | | | | |

| | | | | | | | | | | | | | | | | | | | |
|---|---|-----------|-----------|------------|--------|------------|--------|------------|--|----|---|-----------------|---------------|------------|---------------|------------|---------------|------------|--|
| 11 Erhart, DEU(#1) / Kaffer, DEU(#2) theoretical besttime: 1:28.113 | | | | | | | | | | | | | | | | | | | |
| 1 | 1 | 3:02.178 | 1:39.145 | 75 | 43.723 | 83 | 39.310 | 56 | | 7 | 1 | 1:28.535 | 44.687 | 133 | 22.395 | 235 | 21.453 | 186 | |
| 2 | 1 | 12:42.720 | 11:55.650 | 120 | 24.271 | 229 | 22.799 | 183 | | 8 | 1 | 1:28.372 | 44.724 | 133 | 22.196 | 235 | 21.452 | 186 | |
| 3 | 1 | 1:32.341 | 46.378 | 121 | 23.864 | 234 | 22.099 | 185 | | 9 | 1 | 1:28.203 | 44.704 | 132 | 22.203 | 235 | 21.296 | 186 | |
| 4 | 1 | 1:29.199 | 45.079 | 135 | 22.485 | 234 | 21.635 | 186 | | 10 | 1 | 1:28.261 | 44.710 | 133 | 22.140 | 235 | 21.411 | 186 | |
| 5 | 1 | 1:28.703 | 44.927 | 134 | 22.424 | 235 | 21.352 | 187 | | 11 | 1 | 1:28.401 | 44.789 | 130 | 22.216 | 235 | 21.396 | 187 | |
| 6 | 1 | 1:28.573 | 44.824 | 133 | 22.255 | 235 | 21.494 | 186 | | 12 | 1 | 1:28.436 | 44.917 | 132 | 22.233 | 235 | 21.286 | 186 | |

| | | | | | | | | | | | | | | | | | | | |
|--|---|-----------------|-----------|------------|--------|-----|--------|------------|--|----|---|----------|---------------|------------|---------------|------------|---------------|------------|--|
| 12 Ortmann, DEU(#1) / Winkelhock, DEU(#2) theoretical besttime: 1:28.023 | | | | | | | | | | | | | | | | | | | |
| 1 | 1 | 2:45.036 | 1:20.994 | 103 | 42.860 | 111 | 41.182 | 58 | | 8 | 1 | 1:28.791 | 44.659 | 134 | 22.189 | 234 | 21.943 | 176 | |
| 2 | 1 | 11:25.403 | 10:39.821 | 125 | 23.508 | 228 | 22.074 | 184 | | 9 | 1 | 1:28.337 | 44.915 | 134 | 22.170 | 234 | 21.252 | 186 | |
| 3 | 1 | 1:29.782 | 45.421 | 133 | 22.630 | 232 | 21.731 | 185 | | 10 | 1 | 1:28.283 | 44.695 | 134 | 22.149 | 235 | 21.439 | 186 | |
| 4 | 1 | 1:28.765 | 45.239 | 135 | 22.157 | 234 | 21.369 | 186 | | 11 | 1 | 1:28.314 | 44.622 | 134 | 22.196 | 234 | 21.496 | 183 | |
| 5 | 1 | 1:28.832 | 44.940 | 134 | 22.368 | 234 | 21.524 | 187 | | 12 | 1 | 1:28.307 | 44.765 | 134 | 22.184 | 234 | 21.358 | 187 | |
| 6 | 1 | 1:28.912 | 45.072 | 134 | 22.398 | 234 | 21.442 | 186 | | 13 | 1 | 1:28.436 | 44.821 | 134 | 22.169 | 233 | 21.446 | 187 | |
| 7 | 1 | 1:28.249 | 44.648 | 134 | 22.172 | 233 | 21.429 | 186 | | | | | | | | | | | |



ADAC GT Masters

Sector List Qualifying 1

Provisional



Nürburgring, Length: 3629m

Air temperature: 20.63°C

Track temperature: 19.5°C

Weather condition: Dry

DMSB Reg. Nr.: R-11746/20

Saturday, August 15, 2020 9:20:00

| Lap Id | Time | SE1 | SP1 | SE2 | SP2 | SE3 | SP3 | TSP | Lap Id | Time | SE1 | SP1 | SE2 | SP2 | SE3 | SP3 | TSP |
|---|------|-----------|-----------|-----|--------|-----|--------|-----|---------------------------------------|------|-----------------|---------------|------------|---------------|------------|---------------|------------|
| 14 Johansson, SWE(#1) / Klingmann, DEU(#2) | | | | | | | | | theoretical besttime: 1:27.467 | | | | | | | | |
| 1 | 1 | 2:38.632 | 1:33.908 | 92 | 35.573 | 119 | 29.151 | 152 | 5 | 1 | 1:27.801 | 44.779 | 136 | 21.916 | 244 | 21.106 | 193 |
| 2 | 1 | 2:00.617 | 58.356 | 107 | 29.104 | 154 | 33.157 | 55 | 6 | 1 | 1:27.467 | 44.613 | 135 | 21.756 | 245 | 21.098 | 193 |
| 3 | 1 | 11:37.870 | 10:48.918 | 92 | 25.834 | 191 | 23.118 | 174 | 7 | 1 | 1:27.606 | 44.691 | 134 | 21.776 | 245 | 21.139 | 193 |
| 4 | 1 | 1:32.423 | 48.352 | 136 | 22.416 | 237 | 21.655 | 193 | 8 | 1 | 1:37.159 | 46.753 | 135 | 22.971 | 233 | 27.435 | 58 |

| | | | | | | | | | | | | | | | | | |
|--|---|-----------------|---------------|------------|--------|------------|---------------|-----|---------------------------------------|---|----------|--------|-----|---------------|------------|--------|-----|
| 17 Bachler, AUT(#1) / De Silvestro, CHE(#2) | | | | | | | | | theoretical besttime: 1:27.029 | | | | | | | | |
| 1 | 1 | 15:36.920 | 14:47.694 | 127 | 25.909 | 180 | 23.317 | 179 | 6 | 1 | 1:27.235 | 44.222 | 136 | 21.902 | 237 | 21.111 | 190 |
| 2 | 1 | 1:31.286 | 47.075 | 132 | 22.628 | 235 | 21.583 | 188 | 7 | 1 | 1:27.153 | 44.154 | 136 | 21.857 | 237 | 21.142 | 190 |
| 3 | 1 | 1:28.916 | 45.074 | 133 | 22.174 | 237 | 21.668 | 189 | 8 | 1 | 1:28.476 | 44.467 | 134 | 22.547 | 236 | 21.462 | 190 |
| 4 | 1 | 1:27.630 | 44.597 | 137 | 21.948 | 237 | 21.085 | 190 | 9 | 1 | 1:27.427 | 44.391 | 136 | 21.939 | 237 | 21.097 | 189 |
| 5 | 1 | 1:27.070 | 44.112 | 137 | 21.898 | 237 | 21.060 | 190 | 10 | 1 | 1:34.931 | 44.542 | 135 | 22.081 | 236 | 28.308 | 57 |

| | | | | | | | | | | | | | | | | | |
|---|---|-----------|-----------|-----|--------|-----|--------|-----|---------------------------------------|---|-----------------|---------------|------------|---------------|------------|---------------|------------|
| 18 Fittje, DEU(#1) / Jahn, DEU(#2) | | | | | | | | | theoretical besttime: 1:27.568 | | | | | | | | |
| 1 | 1 | 17:37.798 | 16:48.420 | 119 | 25.742 | 214 | 23.636 | 184 | 6 | 1 | 1:33.388 | 45.032 | 126 | 25.044 | 147 | 23.312 | 191 |
| 2 | 1 | 1:34.324 | 46.430 | 126 | 25.922 | 217 | 21.972 | 189 | 7 | 1 | 1:28.819 | 44.624 | 135 | 22.457 | 237 | 21.738 | 191 |
| 3 | 1 | 1:28.431 | 44.829 | 134 | 22.286 | 235 | 21.316 | 188 | 8 | 1 | 1:27.568 | 44.395 | 137 | 22.092 | 238 | 21.081 | 190 |
| 4 | 1 | 1:27.713 | 44.437 | 135 | 22.103 | 236 | 21.173 | 188 | 9 | 1 | 1:36.427 | 44.518 | 135 | 22.214 | 237 | 29.695 | 57 |
| 5 | 1 | 1:27.710 | 44.470 | 135 | 22.106 | 235 | 21.134 | 190 | | | | | | | | | |

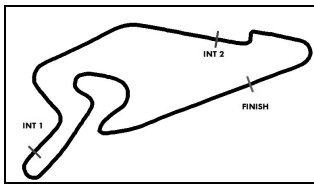
| | | | | | | | | | | | | | | | | | |
|---|---|----------|--------|------------|--------|-----|--------|------------|---------------------------------------|---|-----------------|---------------|------------|---------------|------------|---------------|------------|
| 19 Lagrange, BEL(#1) / Schmid, AUT(#2) | | | | | | | | | theoretical besttime: 1:28.047 | | | | | | | | |
| 1 | 1 | 1:51.534 | 59.889 | 121 | 27.702 | 187 | 23.943 | 182 | 7 | 1 | 1:28.437 | 45.006 | 134 | 22.241 | 234 | 21.190 | 187 |
| 2 | 1 | 1:32.147 | 46.822 | 128 | 23.051 | 231 | 22.274 | 185 | 8 | 1 | 1:33.973 | 48.069 | 124 | 23.729 | 206 | 22.175 | 188 |
| 3 | 1 | 1:29.311 | 45.366 | 132 | 22.454 | 233 | 21.491 | 187 | 9 | 1 | 1:28.377 | 44.740 | 133 | 22.286 | 235 | 21.351 | 188 |
| 4 | 1 | 1:29.939 | 45.340 | 135 | 22.346 | 234 | 22.253 | 189 | 10 | 1 | 1:28.375 | 44.884 | 135 | 22.197 | 235 | 21.294 | 187 |
| 5 | 1 | 1:28.473 | 44.885 | 132 | 22.298 | 235 | 21.290 | 187 | 11 | 1 | 1:34.582 | 44.927 | 135 | 22.117 | 236 | 27.538 | 50 |
| 6 | 1 | 1:28.823 | 45.281 | 133 | 22.201 | 235 | 21.341 | 187 | | | | | | | | | |

| | | | | | | | | | | | | | | | | | |
|---|---|-----------|-----------|-----|--------|-----|--------|------------|---------------------------------------|---|-----------------|---------------|------------|---------------|------------|---------------|------------|
| 20 Wishofer, AUT(#1) / Boccolacci, FRA(#2) | | | | | | | | | theoretical besttime: 1:27.301 | | | | | | | | |
| 1 | 1 | 20:19.462 | 19:25.128 | 108 | 28.543 | 132 | 25.791 | 171 | 5 | 1 | 1:27.968 | 44.461 | 133 | 21.983 | 236 | 21.524 | 187 |
| 2 | 1 | 1:39.617 | 50.789 | 126 | 25.168 | 182 | 23.660 | 186 | 6 | 1 | 1:27.301 | 44.139 | 133 | 21.876 | 236 | 21.286 | 186 |
| 3 | 1 | 1:30.608 | 45.492 | 128 | 22.489 | 234 | 22.627 | 189 | 7 | 1 | 1:29.261 | 44.534 | 134 | 22.317 | 220 | 22.410 | 187 |
| 4 | 1 | 1:28.824 | 44.559 | 133 | 22.088 | 235 | 22.177 | 189 | 8 | 1 | 1:32.096 | 44.563 | 131 | 21.960 | 235 | 25.573 | 58 |

| | | | | | | | | | | | | | | | | | |
|---|---|-----------|-----------|------------|--------|-----|--------|------------|---------------------------------------|---|-----------------|---------------|------------|---------------|------------|---------------|------------|
| 21 Keilwitz, DEU(#1) / Eriksson, SWE(#2) | | | | | | | | | theoretical besttime: 1:27.389 | | | | | | | | |
| 1 | 1 | 17:41.930 | 16:51.483 | 118 | 24.727 | 228 | 25.720 | 182 | 6 | 1 | 1:27.466 | 44.431 | 134 | 21.951 | 236 | 21.084 | 188 |
| 2 | 1 | 1:32.649 | 46.908 | 130 | 22.878 | 232 | 22.863 | 187 | 7 | 1 | 1:28.751 | 44.713 | 135 | 22.307 | 236 | 21.731 | 188 |
| 3 | 1 | 1:28.778 | 44.912 | 135 | 22.380 | 234 | 21.486 | 188 | 8 | 1 | 1:27.706 | 44.714 | 136 | 21.985 | 236 | 21.007 | 188 |
| 4 | 1 | 1:28.003 | 44.785 | 136 | 22.068 | 234 | 21.150 | 188 | 9 | 1 | 1:35.703 | 44.665 | 136 | 22.018 | 235 | 29.020 | 59 |
| 5 | 1 | 1:28.765 | 45.181 | 132 | 22.092 | 235 | 21.492 | 188 | | | | | | | | | |

| | | | | | | | | | | | | | | | | | |
|---|---|----------|---------------|------------|--------|-----|---------------|-----|---------------------------------------|---|-----------------|--------|-----|---------------|------------|--------|-----|
| 22 Engel, DEU(#1) / Stolz, DEU(#2) | | | | | | | | | theoretical besttime: 1:26.916 | | | | | | | | |
| 1 | 1 | 7:38.226 | 6:50.812 | 88 | 24.421 | 229 | 22.993 | 184 | 7 | 1 | 1:33.550 | 45.464 | 132 | 22.617 | 232 | 25.469 | 190 |
| 2 | 1 | 1:33.740 | 46.301 | 132 | 22.916 | 233 | 24.523 | 188 | 8 | 1 | 1:27.196 | 44.231 | 135 | 21.878 | 236 | 21.087 | 189 |
| 3 | 1 | 1:28.664 | 45.060 | 134 | 22.177 | 234 | 21.427 | 188 | 9 | 1 | 1:27.007 | 44.177 | 135 | 21.740 | 237 | 21.090 | 190 |
| 4 | 1 | 1:27.639 | 44.387 | 137 | 22.039 | 234 | 21.213 | 189 | 10 | 1 | 1:27.057 | 44.178 | 136 | 21.757 | 238 | 21.122 | 189 |
| 5 | 1 | 1:27.145 | 44.226 | 136 | 21.833 | 236 | 21.086 | 189 | 11 | 1 | 1:44.889 | 48.161 | 92 | 26.896 | 194 | 29.832 | 58 |
| 6 | 1 | 1:27.271 | 44.090 | 136 | 21.892 | 237 | 21.289 | 182 | | | | | | | | | |

| | | | | | | | | | | | | | | | | | |
|---|---|----------|----------|------------|--------|------------|---------------|-----|---------------------------------------|---|-----------------|---------------|------------|---------------|------------|--------|-----|
| 25 Walilko, POL(#1) / Beckhusen, DEU(#2) | | | | | | | | | theoretical besttime: 1:27.735 | | | | | | | | |
| 1 | 1 | 4:22.926 | 3:34.776 | 119 | 24.937 | 210 | 23.213 | 182 | 6 | 1 | 1:28.213 | 44.373 | 132 | 22.162 | 236 | 21.678 | 188 |
| 2 | 1 | 1:32.131 | 46.325 | 131 | 23.821 | 202 | 21.985 | 188 | 7 | 1 | 1:27.949 | 44.546 | 134 | 22.065 | 236 | 21.338 | 188 |
| 3 | 1 | 1:28.334 | 44.778 | 134 | 22.259 | 235 | 21.297 | 187 | 8 | 1 | 1:30.296 | 46.123 | 131 | 22.514 | 236 | 21.659 | 187 |
| 4 | 1 | 1:43.632 | 44.737 | 134 | 36.181 | 214 | 22.714 | 188 | 9 | 1 | 1:36.862 | 45.295 | 131 | 23.284 | 222 | 28.283 | 57 |
| 5 | 1 | 1:27.965 | 44.520 | 135 | 22.140 | 236 | 21.305 | 188 | | | | | | | | | |



ADAC GT Masters

Sector List Qualifying 1

Provisional



Nürburgring, Length: 3629m

Air temperature: 20.63°C

Track temperature: 19.5°C

Weather condition: Dry

DMSB Reg. Nr.: R-11746/20

Saturday, August 15, 2020 9:20:00

| Lap Id | Time | SE1 | SP1 | SE2 | SP2 | SE3 | SP3 | TSP | Lap Id | Time | SE1 | SP1 | SE2 | SP2 | SE3 | SP3 | TSP |
|-----------|----------------------------------|----------|----------|-----|--------|-----|--------|------------|---------------------------------------|------|-----------------|---------------|------------|---------------|------------|---------------|------------|
| 26 | Feller, CHE(#1) / Mücke, DEU(#2) | | | | | | | | theoretical besttime: 1:27.518 | | | | | | | | |
| 1 | 1 | 4:44.949 | 3:56.123 | 129 | 24.382 | 227 | 24.444 | 180 | 7 | 1 | 1:27.560 | 44.397 | 138 | 21.950 | 236 | 21.213 | 187 |
| 2 | 1 | 1:32.661 | 46.583 | 122 | 24.254 | 227 | 21.824 | 186 | 8 | 1 | 1:32.627 | 44.394 | 136 | 26.648 | 233 | 21.585 | 187 |
| 3 | 1 | 1:28.746 | 45.147 | 135 | 22.200 | 236 | 21.399 | 187 | 9 | 1 | 1:31.557 | 44.623 | 136 | 24.409 | 198 | 22.525 | 188 |
| 4 | 1 | 1:28.083 | 44.684 | 135 | 22.039 | 236 | 21.360 | 186 | 10 | 1 | 1:30.160 | 44.378 | 137 | 22.049 | 236 | 23.733 | 187 |
| 5 | 1 | 1:42.489 | 55.657 | 132 | 24.530 | 213 | 22.302 | 187 | 11 | 1 | 1:27.702 | 44.425 | 135 | 21.927 | 236 | 21.350 | 188 |
| 6 | 1 | 1:27.742 | 44.512 | 136 | 21.930 | 236 | 21.300 | 188 | 12 | 1 | 1:45.755 | 47.045 | 124 | 28.728 | 125 | 29.982 | 58 |

| | | | | | | | | | | | | | | | | | |
|-----------|---------------------------------|-----------|---------------|------------|--------|-----|--------|------------|---------------------------------------|---|-----------------|--------|-----|---------------|------------|---------------|------------|
| 28 | Hofer, AUT(#1) / Haase, DEU(#2) | | | | | | | | theoretical besttime: 1:27.381 | | | | | | | | |
| 1 | 1 | 17:21.740 | 16:33.886 | 120 | 24.460 | 226 | 23.394 | 181 | 6 | 1 | 1:27.719 | 44.506 | 132 | 22.020 | 235 | 21.193 | 186 |
| 2 | 1 | 1:31.023 | 46.334 | 131 | 22.792 | 232 | 21.897 | 186 | 7 | 1 | 1:27.469 | 44.285 | 133 | 21.986 | 236 | 21.198 | 186 |
| 3 | 1 | 1:32.130 | 44.706 | 132 | 24.255 | 144 | 23.169 | 187 | 8 | 1 | 1:32.659 | 45.775 | 99 | 25.490 | 225 | 21.394 | 186 |
| 4 | 1 | 1:27.715 | 44.202 | 134 | 22.035 | 235 | 21.478 | 181 | 9 | 1 | 1:42.851 | 49.347 | 132 | 23.399 | 210 | 30.105 | 58 |
| 5 | 1 | 1:29.302 | 44.847 | 131 | 22.808 | 222 | 21.647 | 186 | | | | | | | | | |

| | | | | | | | | | | | | | | | | | |
|-----------|----------------------------------|-----------------|---------------|------------|--------|------------|--------|-----|---------------------------------------|---|----------|--------|-----|---------------|------------|---------------|------------|
| 29 | Schramm, DEU(#1) / Mies, DEU(#2) | | | | | | | | theoretical besttime: 1:27.532 | | | | | | | | |
| 1 | 1 | 17:52.719 | 17:03.792 | 120 | 25.448 | 216 | 23.479 | 179 | 6 | 1 | 1:27.735 | 44.465 | 132 | 22.060 | 236 | 21.210 | 187 |
| 2 | 1 | 1:32.514 | 47.579 | 127 | 23.053 | 231 | 21.882 | 184 | 7 | 1 | 1:30.530 | 45.751 | 128 | 22.913 | 233 | 21.866 | 186 |
| 3 | 1 | 1:30.552 | 44.936 | 133 | 22.228 | 237 | 23.388 | 186 | 8 | 1 | 1:29.531 | 45.421 | 129 | 22.410 | 235 | 21.700 | 186 |
| 4 | 1 | 1:27.944 | 44.669 | 134 | 21.994 | 236 | 21.281 | 186 | 9 | 1 | 1:28.134 | 44.771 | 132 | 21.991 | 235 | 21.372 | 186 |
| 5 | 1 | 1:27.674 | 44.372 | 132 | 22.096 | 238 | 21.206 | 186 | 10 | 1 | 1:27.701 | 44.541 | 133 | 21.972 | 236 | 21.188 | 187 |

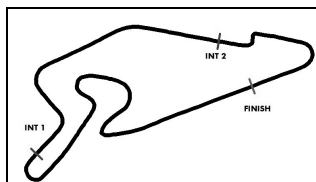
| | | | | | | | | | | | | | | | | | |
|-----------|---|-----------|-----------|------------|--------|-----|--------|------------|---------------------------------------|---|-----------------|---------------|------------|---------------|------------|---------------|------------|
| 30 | Ineichen, CHE(#1) / Bortolotti, ITA(#2) | | | | | | | | theoretical besttime: 1:27.512 | | | | | | | | |
| 1 | 1 | 3:54.263 | 2:42.076 | 97 | 33.487 | 138 | 38.700 | 53 | 7 | 1 | 1:28.368 | 44.820 | 133 | 22.062 | 236 | 21.486 | 186 |
| 2 | 1 | 12:49.547 | 11:49.237 | 122 | 26.956 | 131 | 33.354 | 161 | 8 | 1 | 1:27.948 | 44.398 | 132 | 22.084 | 236 | 21.466 | 187 |
| 3 | 1 | 1:35.054 | 48.159 | 130 | 22.519 | 233 | 24.376 | 184 | 9 | 1 | 1:27.545 | 44.431 | 132 | 22.036 | 236 | 21.078 | 186 |
| 4 | 1 | 1:28.345 | 44.748 | 133 | 22.278 | 234 | 21.319 | 186 | 10 | 1 | 1:29.798 | 44.540 | 131 | 22.108 | 236 | 23.150 | 186 |
| 5 | 1 | 1:27.719 | 44.538 | 133 | 22.101 | 235 | 21.080 | 186 | 11 | 1 | 1:28.042 | 44.667 | 133 | 22.036 | 235 | 21.339 | 186 |
| 6 | 1 | 1:28.997 | 44.493 | 134 | 22.199 | 235 | 22.305 | 187 | | | | | | | | | |

| | | | | | | | | | | | | | | | | | |
|-----------|--|-----------|-----------|-----|--------|------------|--------|-----|---------------------------------------|---|-----------------|---------------|------------|---------------|------------|---------------|------------|
| 31 | Niederhauser, CHE(#1) / van der Linde, ZAF(#2) | | | | | | | | theoretical besttime: 1:27.216 | | | | | | | | |
| 1 | 1 | 18:49.625 | 17:55.840 | 116 | 25.784 | 184 | 28.001 | 180 | 5 | 1 | 1:28.234 | 44.527 | 133 | 22.132 | 235 | 21.575 | 189 |
| 2 | 1 | 1:36.610 | 50.183 | 128 | 23.920 | 192 | 22.507 | 186 | 6 | 1 | 1:27.246 | 44.120 | 132 | 21.908 | 237 | 21.218 | 187 |
| 3 | 1 | 1:31.724 | 45.279 | 132 | 22.369 | 235 | 24.076 | 188 | 7 | 1 | 1:28.380 | 44.167 | 133 | 22.012 | 237 | 22.201 | 187 |
| 4 | 1 | 1:29.868 | 44.111 | 133 | 21.914 | 237 | 23.843 | 188 | 8 | 1 | 1:40.102 | 44.090 | 133 | 23.195 | 216 | 32.817 | 58 |

| | | | | | | | | | | | | | | | | | |
|-----------|-------------------------------------|-----------|---------------|------------|--------|-----|--------|-----|---------------------------------------|---|-----------------|--------|-----|---------------|------------|---------------|------------|
| 32 | Weerts, BEL(#1) / Vanthoor, BEL(#2) | | | | | | | | theoretical besttime: 1:27.625 | | | | | | | | |
| 1 | 1 | 16:49.523 | 15:58.046 | 119 | 27.165 | 199 | 24.312 | 168 | 6 | 1 | 1:27.721 | 44.482 | 131 | 22.121 | 234 | 21.118 | 186 |
| 2 | 1 | 1:40.228 | 49.300 | 111 | 25.443 | 173 | 25.485 | 186 | 7 | 1 | 1:39.057 | 51.322 | 126 | 23.539 | 167 | 24.196 | 185 |
| 3 | 1 | 1:30.223 | 44.929 | 130 | 22.522 | 223 | 22.772 | 186 | 8 | 1 | 1:32.329 | 44.775 | 131 | 22.203 | 216 | 25.351 | 186 |
| 4 | 1 | 1:27.984 | 44.444 | 132 | 22.232 | 233 | 21.308 | 185 | 9 | 1 | 1:28.518 | 44.966 | 129 | 22.178 | 234 | 21.374 | 186 |
| 5 | 1 | 1:27.748 | 44.386 | 132 | 22.201 | 231 | 21.161 | 185 | 10 | 1 | 1:33.583 | 45.678 | 131 | 22.401 | 232 | 25.504 | 57 |

| | | | | | | | | | | | | | | | | | |
|-----------|---|-----------|-----------|-----|--------|-----|--------|-----|---------------------------------------|---|-----------------|---------------|------------|---------------|------------|---------------|------------|
| 33 | Salaquarda, CZE(#1) / Stippler, DEU(#2) | | | | | | | | theoretical besttime: 1:27.850 | | | | | | | | |
| 1 | 1 | 17:01.580 | 16:07.538 | 76 | 29.008 | 194 | 25.034 | 180 | 6 | 1 | 1:27.958 | 44.577 | 133 | 22.065 | 236 | 21.316 | 187 |
| 2 | 1 | 1:34.098 | 48.265 | 127 | 23.569 | 230 | 22.264 | 184 | 7 | 1 | 1:27.850 | 44.531 | 133 | 22.037 | 236 | 21.282 | 187 |
| 3 | 1 | 1:35.171 | 46.703 | 132 | 22.650 | 219 | 25.818 | 186 | 8 | 1 | 1:31.283 | 45.503 | 116 | 23.659 | 225 | 22.121 | 187 |
| 4 | 1 | 1:32.118 | 47.034 | 128 | 23.040 | 235 | 22.044 | 186 | 9 | 1 | 1:43.656 | 44.545 | 132 | 36.936 | 224 | 22.175 | 187 |
| 5 | 1 | 1:35.067 | 44.726 | 133 | 27.747 | 213 | 22.594 | 187 | 10 | 1 | 1:38.281 | 45.463 | 125 | 22.710 | 235 | 30.108 | 57 |

| | | | | | | | | | | | | | | | | | |
|-----------|---------------------------------|-----------------|---------------|------------|---------------|------------|---------------|-----|---------------------------------------|---|----------|--------|-----|--------|-----|--------|-----|
| 34 | Goethe, DNK(#1) / Hall, GBR(#2) | | | | | | | | theoretical besttime: 1:28.415 | | | | | | | | |
| 1 | 1 | 11:43.290 | 10:52.847 | 113 | 26.164 | 203 | 24.279 | 180 | 8 | 1 | 1:39.864 | 49.564 | 129 | 25.592 | 145 | 24.708 | 186 |
| 2 | 1 | 1:35.441 | 48.681 | 125 | 23.724 | 216 | 23.036 | 184 | 9 | 1 | 1:33.043 | 45.097 | 133 | 25.491 | 169 | 22.455 | 186 |
| 3 | 1 | 1:31.423 | 46.165 | 131 | 22.900 | 234 | 22.358 | 186 | 10 | 1 | 1:31.190 | 45.109 | 131 | 22.808 | 159 | 23.273 | 186 |
| 4 | 1 | 1:39.673 | 54.086 | 129 | 23.431 | 232 | 22.156 | 186 | 11 | 1 | 1:29.909 | 45.220 | 131 | 22.565 | 235 | 22.124 | 186 |
| 5 | 1 | 1:29.968 | 45.103 | 132 | 22.538 | 236 | 22.327 | 186 | 12 | 1 | 1:28.693 | 44.805 | 132 | 22.309 | 235 | 21.579 | 187 |
| 6 | 1 | 1:28.749 | 44.988 | 132 | 22.178 | 237 | 21.583 | 186 | 13 | 1 | 1:40.351 | 45.546 | 132 | 23.026 | 218 | 31.779 | 57 |
| 7 | 1 | 1:28.606 | 44.751 | 133 | 22.369 | 236 | 21.486 | 187 | | | | | | | | | |



ADAC GT Masters

Sector List Qualifying 1

Provisional



Nürburgring, Length: 3629m

Air temperature: 20.63°C

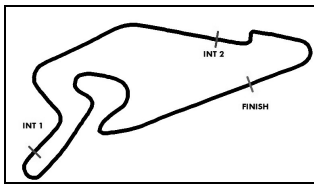
Track temperature: 19.5°C

Weather condition: Dry

DMSB Reg. Nr.: R-11746/20

Saturday, August 15, 2020 9:20:00

| Lap Id | Time | SE1 | SP1 | SE2 | SP2 | SE3 | SP3 | TSP | Lap Id | Time | SE1 | SP1 | SE2 | SP2 | SE3 | SP3 | TSP |
|---|------|-----------|---------------|------------|---------------|------------|---------------|------------|---------------------------------------|------|-----------------|---------------|------------|---------------|------------|---------------|------------|
| 36 Dienst, DEU(#1) / Frommenwiler, CHE(#2) | | | | | | | | | theoretical besttime: 1:27.185 | | | | | | | | |
| 1 | 1 | 16:31.399 | 15:31.967 | 107 | 28.639 | 162 | 30.793 | 57 | 5 | 1 | 1:27.185 | 44.280 | 137 | 21.886 | 237 | 21.019 | 189 |
| 2 | 1 | 2:49.178 | 2:00.229 | 126 | 25.201 | 171 | 23.748 | 185 | 6 | 1 | 1:35.748 | 44.350 | 135 | 25.406 | 153 | 25.992 | 188 |
| 3 | 1 | 1:32.517 | 46.328 | 135 | 22.397 | 236 | 23.792 | 189 | 7 | 1 | 1:30.285 | 44.506 | 134 | 22.655 | 182 | 23.124 | 189 |
| 4 | 1 | 1:27.755 | 44.435 | 137 | 22.037 | 237 | 21.283 | 189 | 8 | 1 | 1:35.338 | 44.599 | 135 | 22.343 | 216 | 28.396 | 57 |
| 47 Dontje, NLD(#1) / Götz, DEU(#2) | | | | | | | | | theoretical besttime: 1:27.468 | | | | | | | | |
| 1 | 1 | 14:59.525 | 14:11.925 | 118 | 24.595 | 209 | 23.005 | 184 | 6 | 1 | 1:28.465 | 44.574 | 136 | 21.976 | 238 | 21.915 | 190 |
| 2 | 1 | 1:42.251 | 49.428 | 123 | 25.350 | 207 | 27.473 | 187 | 7 | 1 | 1:27.659 | 44.591 | 135 | 21.921 | 237 | 21.147 | 190 |
| 3 | 1 | 1:29.844 | 45.643 | 133 | 22.517 | 232 | 21.684 | 188 | 8 | 1 | 1:27.546 | 44.501 | 136 | 21.879 | 238 | 21.166 | 190 |
| 4 | 1 | 1:28.315 | 44.709 | 134 | 22.092 | 237 | 21.514 | 189 | 9 | 1 | 1:27.907 | 44.609 | 136 | 22.065 | 238 | 21.233 | 189 |
| 5 | 1 | 1:27.702 | 44.553 | 135 | 22.061 | 237 | 21.088 | 190 | 10 | 1 | 1:39.075 | 44.959 | 135 | 22.250 | 237 | 31.866 | 47 |
| 48 Ellis, GBR(#1) / Marciello, ITA(#2) | | | | | | | | | theoretical besttime: 1:27.189 | | | | | | | | |
| 1 | 1 | 14:32.316 | 13:44.853 | 121 | 24.229 | 216 | 23.234 | 183 | 7 | 1 | 1:31.023 | 44.488 | 134 | 21.912 | 238 | 24.623 | 189 |
| 2 | 1 | 1:32.944 | 47.008 | 133 | 23.313 | 140 | 22.623 | 188 | 8 | 1 | 1:32.899 | 45.489 | 129 | 23.424 | 222 | 23.986 | 188 |
| 3 | 1 | 1:30.490 | 45.330 | 132 | 22.506 | 234 | 22.654 | 189 | 9 | 1 | 1:27.648 | 44.525 | 134 | 21.932 | 237 | 21.191 | 188 |
| 4 | 1 | 1:31.486 | 44.598 | 135 | 22.028 | 235 | 24.860 | 185 | 10 | 1 | 1:27.334 | 44.472 | 134 | 21.769 | 238 | 21.093 | 189 |
| 5 | 1 | 1:27.449 | 44.373 | 136 | 21.894 | 237 | 21.182 | 188 | 11 | 1 | 1:29.968 | 44.410 | 135 | 22.718 | 197 | 22.840 | 189 |
| 6 | 1 | 1:27.838 | 44.327 | 135 | 21.906 | 237 | 21.605 | 188 | 12 | 1 | 1:37.635 | 44.610 | 134 | 21.931 | 238 | 31.094 | 58 |
| 63 Perera, FRA(#1) / Costa Balboa, ESP(#2) | | | | | | | | | theoretical besttime: 1:27.106 | | | | | | | | |
| 1 | 1 | 17:31.715 | 16:42.850 | 122 | 24.927 | 200 | 23.938 | 182 | 6 | 1 | 1:30.312 | 44.315 | 135 | 21.942 | 237 | 24.055 | 188 |
| 2 | 1 | 1:32.397 | 46.514 | 134 | 22.636 | 230 | 23.247 | 186 | 7 | 1 | 1:27.335 | 44.341 | 133 | 22.013 | 237 | 20.981 | 188 |
| 3 | 1 | 1:33.777 | 44.582 | 134 | 22.128 | 235 | 27.067 | 188 | 8 | 1 | 1:27.196 | 44.183 | 133 | 21.992 | 237 | 21.021 | 187 |
| 4 | 1 | 1:27.357 | 44.263 | 134 | 22.058 | 237 | 21.036 | 188 | 9 | 1 | 1:29.870 | 44.326 | 135 | 23.301 | 210 | 22.243 | 187 |
| 5 | 1 | 1:37.500 | 46.616 | 127 | 25.869 | 172 | 25.015 | 188 | 10 | 1 | 1:36.819 | 44.376 | 134 | 22.105 | 236 | 30.338 | 54 |
| 71 Paul, DEU(#1) / Langeveld, NLD(#2) | | | | | | | | | theoretical besttime: 1:27.283 | | | | | | | | |
| 1 | 1 | 14:15.533 | 13:26.885 | 121 | 24.969 | 219 | 23.679 | 181 | 7 | 1 | 1:27.317 | 44.219 | 133 | 21.968 | 235 | 21.130 | 187 |
| 2 | 1 | 1:30.677 | 46.014 | 131 | 22.778 | 233 | 21.885 | 185 | 8 | 1 | 1:27.620 | 44.370 | 133 | 22.154 | 235 | 21.096 | 188 |
| 3 | 1 | 1:29.728 | 45.265 | 127 | 22.731 | 233 | 21.732 | 184 | 9 | 1 | 1:28.149 | 44.432 | 133 | 22.025 | 236 | 21.692 | 189 |
| 4 | 1 | 1:28.394 | 44.693 | 133 | 22.223 | 235 | 21.478 | 187 | 10 | 1 | 1:32.821 | 47.567 | 125 | 22.670 | 234 | 22.584 | 185 |
| 5 | 1 | 1:27.784 | 44.432 | 133 | 22.198 | 235 | 21.154 | 187 | 11 | 1 | 1:34.648 | 44.553 | 133 | 28.296 | 199 | 21.799 | 186 |
| 6 | 1 | 1:27.949 | 44.574 | 133 | 22.170 | 235 | 21.205 | 188 | 12 | 1 | 1:28.006 | 44.606 | 133 | 22.035 | 236 | 21.365 | 187 |
| 72 Schöll, AUT(#1) / Pepper, ZAF(#2) | | | | | | | | | theoretical besttime: 1:27.690 | | | | | | | | |
| 1 | 1 | 2:42.668 | 1:43.895 | 110 | 32.083 | 140 | 26.690 | 147 | 7 | 1 | 1:27.832 | 44.531 | 134 | 21.959 | 238 | 21.342 | 190 |
| 2 | 1 | 1:51.169 | 56.144 | 123 | 29.711 | 156 | 25.314 | 184 | 8 | 1 | 1:27.776 | 44.455 | 134 | 21.972 | 238 | 21.349 | 189 |
| 3 | 1 | 1:31.338 | 46.735 | 132 | 22.614 | 236 | 21.989 | 189 | 9 | 1 | 1:29.206 | 44.562 | 135 | 22.108 | 234 | 22.536 | 188 |
| 4 | 1 | 1:28.888 | 45.270 | 133 | 22.211 | 238 | 21.407 | 190 | 10 | 1 | 1:31.272 | 46.913 | 131 | 22.775 | 238 | 21.584 | 191 |
| 5 | 1 | 1:28.128 | 44.699 | 134 | 22.132 | 238 | 21.297 | 189 | 11 | 1 | 1:35.592 | 45.061 | 131 | 22.336 | 239 | 28.195 | 58 |
| 6 | 1 | 1:27.890 | 44.604 | 134 | 22.010 | 238 | 21.276 | 190 | | | | | | | | | |
| 77 Pommer, DEU(#1) / Schmidt, CHE(#2) | | | | | | | | | theoretical besttime: 1:27.347 | | | | | | | | |
| 1 | 1 | 5:06.590 | 4:12.409 | 103 | 27.043 | 200 | 27.138 | 142 | 7 | 1 | 1:30.977 | 44.465 | 138 | 23.602 | 206 | 22.910 | 192 |
| 2 | 1 | 2:02.744 | 55.847 | 103 | 28.543 | 166 | 38.354 | 58 | 8 | 1 | 1:27.461 | 44.424 | 137 | 21.871 | 234 | 21.166 | 189 |
| 3 | 1 | 9:29.566 | 8:43.869 | 128 | 22.953 | 231 | 22.744 | 188 | 9 | 1 | 1:27.439 | 44.402 | 138 | 21.837 | 240 | 21.200 | 191 |
| 4 | 1 | 1:28.281 | 44.817 | 135 | 22.163 | 235 | 21.301 | 191 | 10 | 1 | 1:27.731 | 44.600 | 139 | 21.839 | 240 | 21.292 | 192 |
| 5 | 1 | 1:27.963 | 44.738 | 137 | 21.987 | 237 | 21.238 | 196 | 11 | 1 | 1:41.198 | 44.895 | 126 | 23.875 | 195 | 32.428 | 44 |
| 6 | 1 | 1:27.561 | 44.575 | 137 | 21.878 | 240 | 21.108 | 192 | | | | | | | | | |
| 82 Schothorst, NLD(#1) / Zimmermann, DEU(#2) | | | | | | | | | theoretical besttime: 1:27.535 | | | | | | | | |
| 1 | 1 | 18:51.623 | 17:58.725 | 118 | 28.793 | 225 | 24.105 | 182 | 6 | 1 | 1:43.727 | 51.827 | 92 | 29.046 | 155 | 22.854 | 188 |
| 2 | 1 | 1:37.223 | 49.677 | 126 | 23.919 | 152 | 23.627 | 187 | 7 | 1 | 1:27.601 | 44.318 | 133 | 21.975 | 236 | 21.308 | 187 |
| 3 | 1 | 1:32.180 | 45.696 | 131 | 22.674 | 235 | 23.810 | 188 | 8 | 1 | 1:28.398 | 44.535 | 133 | 21.973 | 237 | 21.890 | 190 |
| 4 | 1 | 1:30.490 | 44.313 | 133 | 22.019 | 237 | 24.158 | 188 | 9 | 1 | 1:27.714 | 44.370 | 132 | 22.013 | 237 | 21.331 | 187 |
| 5 | 1 | 1:27.650 | 44.360 | 132 | 21.914 | 238 | 21.376 | 188 | | | | | | | | | |



ADAC GT Masters

Sector List Qualifying 1

Provisional



Nürburgring, Length: 3629m

Air temperature: 20.63°C

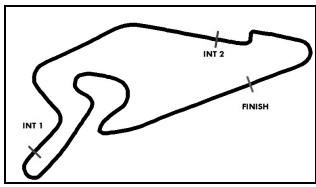
Track temperature: 19.5°C

Weather condition: Dry

DMSB Reg. Nr.: R-11746/20

Saturday, August 15, 2020 9:20:00

| Lap Id | Time | SE1 | SP1 | SE2 | SP2 | SE3 | SP3 | TSP | Lap Id | Time | SE1 | SP1 | SE2 | SP2 | SE3 | SP3 | TSP |
|---|------|-----------------|---------------|------------|--------|------------|---------------|------------|---------------------------------------|------|-----------------|---------------|------------|---------------|------------|---------------|------------|
| 91 Joos, DEU(#1) / Andlauer, FRA(#2) | | | | | | | | | theoretical besttime: 1:27.657 | | | | | | | | |
| 1 | 1 | 4:47.382 | 3:54.342 | 108 | 28.757 | 163 | 24.283 | 174 | 7 | 1 | 1:27.978 | 44.679 | 135 | 21.971 | 236 | 21.328 | 188 |
| 2 | 1 | 1:36.046 | 48.599 | 131 | 24.757 | 162 | 22.690 | 190 | 8 | 1 | 1:28.092 | 44.957 | 135 | 21.983 | 236 | 21.152 | 188 |
| 3 | 1 | 1:30.776 | 46.683 | 131 | 22.516 | 236 | 21.577 | 187 | 9 | 1 | 1:28.785 | 44.846 | 134 | 22.440 | 237 | 21.499 | 189 |
| 4 | 1 | 1:28.579 | 44.827 | 136 | 22.258 | 236 | 21.494 | 188 | 10 | 1 | 1:28.165 | 44.534 | 136 | 22.045 | 237 | 21.586 | 188 |
| 5 | 1 | 1:28.270 | 44.691 | 135 | 22.018 | 236 | 21.561 | 188 | 11 | 1 | 1:33.048 | 45.067 | 136 | 22.109 | 238 | 25.872 | 54 |
| 6 | 1 | 1:27.962 | 44.642 | 136 | 22.044 | 236 | 21.276 | 188 | | | | | | | | | |
| 92 Ammermüller, DEU(#1) / Engelhart, DEU(#2) | | | | | | | | | theoretical besttime: 1:26.879 | | | | | | | | |
| 1 | 1 | 15:21.436 | 14:33.567 | 125 | 24.778 | 157 | 23.091 | 185 | 6 | 1 | 1:31.150 | 45.408 | 123 | 23.108 | 216 | 22.634 | 189 |
| 2 | 1 | 1:31.818 | 46.700 | 133 | 22.919 | 210 | 22.199 | 189 | 7 | 1 | 1:27.190 | 44.187 | 133 | 21.831 | 236 | 21.172 | 189 |
| 3 | 1 | 1:30.322 | 44.683 | 132 | 23.398 | 172 | 22.241 | 190 | 8 | 1 | 1:32.423 | 45.664 | 127 | 23.542 | 170 | 23.217 | 189 |
| 4 | 1 | 1:27.289 | 44.267 | 134 | 21.994 | 237 | 21.028 | 190 | 9 | 1 | 1:33.315 | 44.359 | 133 | 21.925 | 236 | 27.031 | 57 |
| 5 | 1 | 1:26.913 | 44.155 | 134 | 21.865 | 237 | 20.893 | 190 | 10 | 1 | 3:43.374 | 2:35.639 | 105 | 31.906 | 109 | 35.829 | 54 |
| 99 Renauer, DEU(#1) / Müller, DEU(#2) | | | | | | | | | theoretical besttime: 1:27.324 | | | | | | | | |
| 1 | 1 | 20:20.145 | 19:28.718 | 100 | 27.289 | 164 | 24.138 | 186 | 5 | 1 | 1:27.378 | 44.416 | 136 | 21.820 | 240 | 21.142 | 190 |
| 2 | 1 | 1:33.419 | 47.340 | 133 | 22.820 | 236 | 23.259 | 189 | 6 | 1 | 1:28.791 | 44.506 | 134 | 22.479 | 238 | 21.806 | 191 |
| 3 | 1 | 1:30.234 | 46.707 | 135 | 22.207 | 238 | 21.320 | 191 | 7 | 1 | 1:28.869 | 44.538 | 136 | 22.669 | 238 | 21.662 | 190 |
| 4 | 1 | 1:28.268 | 45.065 | 135 | 22.059 | 239 | 21.144 | 191 | 8 | 1 | 1:27.484 | 44.362 | 136 | 21.977 | 238 | 21.145 | 190 |



ADAC GT Masters

Top speed list Qualifying 1

Provisional



Nürburgring, Length: 3629m

Air temperature: 20.63°C

Track temperature: 19.5°C

Weather condition: Dry

DMSB Reg. Nr.: R-11746/20

Saturday, August 15, 2020 9:20:00