

Hungaroring
International GT Open
Qualifying - 1 Driver - 1
Provisional Results



Cls	Nº	Entrant/Team	Nat	Driver 1	Nat	Driver 2	Nat	Vehicle	Cat	Cls	Laps	Best	Time	Gap	Interval	Km/h
1	88	JP Motorsport	POL	Patryk Krupinski	POL	<u>Christian Klien</u>	AUT	Mercedes AMG GT3 - 2016	PROAM	1	7	6	1:41.728			155.0
2	26	Lazarus Racing	ITA	Fabrizio Crestani	ITA	<u>Yannick Mettler</u>	CHE	Bentley Continental GT3	PRO	1	8	7	1:42.449	0.721	0.721	153.9
3	17	AF Corse / APM Monaco	ITA	<u>Louis Prette</u>	MCO	Vincent Abril	MCO	Ferrari 488 GT3	PRO	2	9	7	1:42.483	0.755	0.034	153.8
4	7	Optimum Motorsport	GBR	Brendan Iribe	USA	<u>Ollie Millroy</u>	GBR	McLaren 720 S GT3	PROAM	2	13	10	1:42.567	0.839	0.084	153.7
5	59	Teo Martin Motorsport	ESP	<u>Miguel Ramos</u>	PRY	Henrique Chaves	PRY	McLaren 720 s	PRO	3	13	11	1:42.582	0.854	0.015	153.7
6	11	GetSpeed Performance	DEU	<u>Fabian Schiller</u>	DEU	"Max"	DEU	Mercedes AMG GT3 - 2020	PROAM	3	13	11	1:42.677	0.949	0.095	153.6
7	28	Lazarus Racing	ITA	<u>Stefano Coletti</u>	MCO	Petru Razvan	ROU	Bentley Continental GT3	PRO	4	10	8	1:42.776	1.048	0.099	153.4
8	5	Olimp Racing	POL	<u>Mateusz Lisowski</u>	POL	Stanislaw Jedlinski	POL	Mercedes AMG GT3 - 2020	PROAM	4	12	9	1:42.876	1.148	0.100	153.3
9	72	Optimum Motorsport	GBR	Nick Moss	GBR	<u>James Pickford</u>	GBR	McLaren 720 S GT3	PROAM	5	11	9	1:42.904	1.176	0.028	153.2
10	34	TF Sport	GBR	<u>Salih Yoluc</u>	TUR	Charlie Eastwood	IRL	Aston Martin	PRO	5	13	10	1:42.921	1.193	0.017	153.2
11	16	Teo Martin Motorsport	ESP	<u>Marcelo Hahn</u>	BRA	Allam Khodair	BRA	McLaren 720 s	PROAM	6	14	11	1:43.753	2.025	0.832	152.0
12	44	GetSpeed Performance	DEU	<u>Florian Scholze</u>	DEU	Jens Liebhauser	DEU	Mercedes AMG GT3 - 2020	AM	1	14	7	1:43.834	2.106	0.081	151.8
13	22	PZ Oberer Zürichsee by TFT	CHE	Niki Leutwiler	CHE		CHE	Porsche GT3-R	AM	2	12	9	1:44.035	2.307	0.201	151.5
14	47	HTP - Winward Motorsport	DEU	<u>Markus Sattler</u>	DEU	Nico Bastian	DEU	Mercedes AMG GT3 - 2020	PROAM	7	16	10	1:44.261	2.533	0.226	151.2
15	48	AF Corse / APM Monaco	ITA	<u>Philippe Prette</u>	MCO	Angelo Negro	ITA	Ferrari 488 GT3	AM	3	13	11	1:44.453	2.725	0.192	150.9
16	4	ARC Bratislava-SK	SVK	<u>Miro Konopka</u>	SVK	Zdeno Mikulasko	SVK	Lamborghini Huracan GT3 EVO	AM	4	11	8	1:46.535	4.807	2.082	148.0
17	13	AKM Motorsport	RUS	Alexander Moiseev	RUS	<u>Alexey Nesov</u>	RUS	Mercedes AMG GT3 - 2020	AM	5	1	1	10:17:19.4	10:15:37.	10:15:32.	00.0

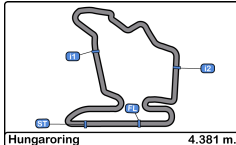
CAR 11 TIME 1:41.705 DELETED TRACK LIMITS AT T 4
 CAR 44 TIME 1:43.511 DELETED TRACK LIMITS AT T 4

Published at:.....

Track Temp: 42.6 °C Air Temp: 29.1 °C Humidity: 45 % Track Status: DRY

Stewards:	Race Director:	Timekeeper: 
-----------	----------------	---





Hungaroring
International GT Open
Qualifying - 1 Driver - 1
Provisional Results by Class



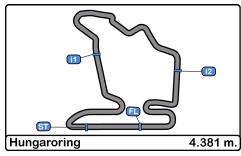
Cls	Nº	Entrant/Team	Nat	Driver 1	Nat	Driver 2	Nat	Vehicle	Cat	Cls	Laps	Best	Time	Gap	Interval	Km/h
PRO																
1	26	Lazarus Racing	ITA	Fabrizio Crestani	ITA	Yannick Mettler	CHE	Bentley Continental GT3	PRO	1	8	7	1:42.449			153.9
2	17	AF Corse / APM Monaco	ITA	Louis Prette	MCO	Vincent Abril	MCO	Ferrari 488 GT3	PRO	2	9	7	1:42.483	0.034	0.034	153.8
3	59	Teo Martin Motorsport	ESP	Miguel Ramos	PRT	Henrique Chaves	PRT	McLaren 720 s	PRO	3	13	11	1:42.582	0.133	0.099	153.7
4	28	Lazarus Racing	ITA	Stefano Coletti	MCO	Petru Razvan	MCO	Bentley Continental GT3	PRO	4	10	8	1:42.776	0.327	0.194	153.4
5	34	TF Sport	GBR	Salih Yoluc	TUR	Charlie Eastwood	GBR	Aston Martin	PRO	5	13	10	1:42.921	0.472	0.145	153.2
PROAM																
1	88	JP Motorsport	POL	Patryk Krupinski	POL	Christian Klien	AUT	Mercedes AMG GT3 - 2016	PROAM	1	7	6	1:41.728			155.0
2	7	Optimum Motorsport	GBR	Brendan Iribe	USA	Ollie Millroy	GBR	McLaren 720 S GT3	PROAM	2	13	10	1:42.567	0.839	0.839	153.7
3	11	GetSpeed Performance	DEU	Fabian Schiller	DEU	"Max"	DEU	Mercedes AMG GT3 - 2020	PROAM	3	13	11	1:42.677	0.949	0.110	153.6
4	5	Olimp Racing	POL	Mateusz Lisowski	POL	Stanislaw Jedlinski	POL	Mercedes AMG GT3 - 2020	PROAM	4	12	9	1:42.876	1.148	0.199	153.3
5	72	Optimum Motorsport	GBR	Nick Moss	GBR	James Pickford	GBR	McLaren 720 S GT3	PROAM	5	11	9	1:42.904	1.176	0.028	153.2
6	16	Teo Martin Motorsport	ESP	Marcelo Hahn	BRA	Allam Khodair	BRA	McLaren 720 s	PROAM	6	14	11	1:43.753	2.025	0.849	152.0
7	47	HTP - Winward Motorsport	DEU	Markus Sattler	DEU	Nico Bastian	DEU	Mercedes AMG GT3 - 2020	PROAM	7	16	10	1:44.261	2.533	0.508	151.2
AM																
1	44	GetSpeed Performance	DEU	Florian Scholze	DEU	Jens Liebhauser	DEU	Mercedes AMG GT3 - 2020	AM	1	14	7	1:43.834			151.8
2	22	PZ Oberer Zürichsee by TFT	CHE	Niki Leutwiler	CHE			Porsche GT3-R	AM	2	12	9	1:44.035	0.201	0.201	151.5
3	48	AF Corse / APM Monaco	ITA	Philippe Prette	MCO	Angelo Negro	ITA	Ferrari 488 GT3	AM	3	13	11	1:44.453	0.619	0.418	150.9
4	4	ARC Bratislava-SK	SVK	Miro Konopka	SVK	Zdeno Mikulasko	SVK	Lamborghini Huracan GT3 EVO	AM	4	11	8	1:46.535	2.701	2.082	148.0
5	13	AKM Motorsport	RUS	Alexander Moiseev	RUS	Alexey Nesov	RUS	Mercedes AMG GT3 - 2020	AM	5	1	1	10:17:19.4	10:15:35.	10:15:32.	00.0

Published at:.....

Track Temp: 42.6 °C Air Temp: 29.1 °C Humidity: 45 % Track Status: DRY

Stewards:	Race Director:	Timekeeper:
------------------	-----------------------	--------------------





Hungaroring
International GT Open
Qualifying - 1 Driver - 1
Lap Analysis



4 1 Miro Konopka Lamborghini Huracan GT3 EVO **11** 1 Fabian Schiller Mercedes AMG GT3 - 2020
 AM 2 Zdeno Mikulasko ARC Bratislava-SK PROAM 2 "Max" GetSpeed Performance

Lap	D	Time	Sector 1	Sector 2	Sector 3	T. Spd	Elapsed	Lap	D	Time	Sector 1	Sector 2	Sector 3	T. Spd	Elapsed
1		10:17:43.351	10:16:29.463		10:17:43.351		10:17:43.351	1	1	10:17:02.556	10:15:49.684	39.836	33.036		10:17:02.556
2		1:49.160	38.506		10:19:32.511	225.0	10:19:32.511	2	1	1:45.352	37.535	38.335	29.482	230.2	10:18:47.908
3		1:50.626	38.623		10:21:23.137	225.9	10:21:23.137	3	1	1:44.106	37.103	37.946	29.057	230.7	10:20:32.014
4		1:49.618	38.699		10:23:12.755	225.9	10:23:12.755	4	1	1:44.725	37.047	38.493	29.185	230.7	10:22:16.739
5		1:55.742 P	38.745		10:25:08.497	225.9	10:25:08.497	5	1	1:48.831 P	37.289	38.604	32.938	230.7	10:24:05.570
6		7:34.610	6:25.606		10:32:43.107	225.0	10:32:43.107	6	1	4:11.275	3:04.445	38.069	28.761		10:28:16.845
7		1:47.979	38.155		10:34:31.086	226.4	10:34:31.086	7	1	4:44.706	36.383	36.863	28.459	231.7	10:29:58.550
8		1:46.535	37.888		10:36:17.621	226.4	10:36:17.621	8	1	1:45.002	36.592	38.407	30.003	231.7	10:31:43.552
9		1:47.174	37.943		10:38:04.795	226.8	10:38:04.795	9	1	1:45.289	36.543	37.480	31.266	230.7	10:33:28.841
10		1:50.557	38.773		10:39:55.352	225.0	10:39:55.352	10	1	1:42.964	36.718	37.373	28.873	231.7	10:35:11.805
11		1:56.023 P	38.350		10:41:51.375	227.3	10:41:51.375	11	1	1:42.677	36.615	37.225	28.837	232.2	10:36:54.482

5 1 Mateusz Lisowski Mercedes AMG GT3 - 2020
 PROAM 2 Stanislaw Jedlinski Olimp Racing

Lap	D	Time	Sector 1	Sector 2	Sector 3	T. Spd	Elapsed	Lap	D	Time	Sector 1	Sector 2	Sector 3	T. Spd	Elapsed
1	1	10:17:18.948	10:16:06.418	40.184	32.346		10:17:18.948	12	1	1:43.003	36.687	37.287	29.029	231.7	10:38:37.485
2	1	1:43.926	37.123	37.901	28.902	229.7	10:19:02.874	13	1	1:58.640 P	41.594	42.623	34.423	229.2	10:40:36.125
3	1	1:43.854	37.099	37.677	29.078	231.2	10:20:46.728								
4	1	1:43.408	37.070	37.318	29.020	231.2	10:22:30.136	13							
5	1	1:43.830	36.946	37.633	29.251	230.7	10:24:13.966	1	Alexander Moiseev	Mercedes AMG GT3 - 2020					
6	1	1:43.705	36.771	37.624	29.310	231.7	10:25:57.671	AM	2	Alexey Nesov	AKM Motorsport				
7	1	1:48.210 P	36.952	37.918	33.340	231.2	10:27:45.881	Lap D	Time	Sector 1	Sector 2	Sector 3	T. Spd	Elapsed	
8	1	8:08.925	6:56.761	41.197	30.967		10:35:54.806	1	2	10:17:19.428 P	10:15:49.351	42.673	47.404		10:17:19.428
9	1	1:42.876	36.969	37.075	28.832	230.7	10:37:37.682	16							
10	1	1:42.897	36.749	37.339	28.809	231.2	10:39:20.579	1	Marcelo Hahn	McLaren 720 s					
11	1	1:43.255	36.648	37.504	29.103	232.2	10:41:03.834	PROAM	2	Allam Khodair	Teo Martin Motorsport				
12	1	1:51.302 P	36.965	37.664	36.673	231.7	10:42:55.136	Lap D	Time	Sector 1	Sector 2	Sector 3	T. Spd	Elapsed	

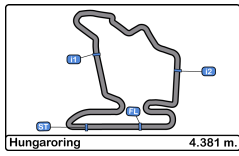
7 1 Brendan Iribe McLaren 720 S GT3
 PROAM 2 Ollie Millroy Optimum Motorsport

Lap	D	Time	Sector 1	Sector 2	Sector 3	T. Spd	Elapsed	Lap	D	Time	Sector 1	Sector 2	Sector 3	T. Spd	Elapsed
1	2	10:18:31.821	10:17:22.620	39.580	29.621		10:18:31.821	1	1	10:16:57.507	10:15:46.580	40.497	30.430		10:16:57.507
2	2	1:44.148	37.601	37.813	28.734	230.7	10:20:15.969	2	1	1:58.457 P	38.509	40.789	39.159	229.7	10:18:55.964
3	2	1:43.450	36.915	37.716	28.819	232.2	10:21:59.419	3	1	3:06.749	1:57.398	38.825	30.526		10:22:02.713
4	2	1:42.887	36.617	37.469	28.801	233.7	10:23:42.306	4	1	1:44.784	37.481	38.181	29.122	233.2	10:23:47.497
5	2	1:43.285	36.849	37.705	28.731	234.7	10:25:25.591	5	1	1:44.565	37.320	38.115	29.130	234.2	10:25:32.062
6	2	1:44.439	36.769	38.318	29.352	234.2	10:27:10.030	6	1	1:44.561	37.176	38.354	29.031	234.2	10:27:16.623
7	2	1:52.155 P	39.779	38.501	33.875	178.5	10:29:02.185	7	1	1:44.399	37.229	38.096	29.074	234.2	10:29:01.022
8	2	6:45.293	5:32.576	41.016	31.701		10:35:47.478	8	1	1:50.349 P	37.163	38.404	34.782	234.2	10:30:51.371
9	2	1:46.459	37.887	39.820	28.752	232.2	10:37:33.937	9	1	3:50.202	2:42.939	38.011	29.252		10:34:41.573
10	2	1:42.567	36.594	37.261	28.712	233.2	10:39:16.504	10	1	1:44.278	37.347	37.873	29.058	233.7	10:36:25.851
11	2	1:42.648	36.589	37.399	28.660	234.7	10:40:59.152	11	1	1:43.753	37.090	37.790	28.873	233.7	10:38:09.604
12	2	1:43.210	36.740	37.489	28.981	234.7	10:42:42.362	12	1	1:43.962	36.859	37.959	29.144	234.7	10:39:53.566
13	2	1:49.111 P	36.682	38.004	34.425	234.2	10:44:31.473	13	1	1:55.625	42.360	42.008	31.257	234.2	10:41:49.191

17 1 Louis Prette Ferrari 488 GT3
 PRO 2 Vincent Abril AF Corse / APM Monaco

Lap	D	Time	Sector 1	Sector 2	Sector 3	T. Spd	Elapsed
1	1	10:18:52.730	10:17:42.490	40.943	29.297		10:18:52.730
2	1	1:43.350	37.105	37.642	28.603	230.7	10:20:36.080
3	1	1:42.651	36.912	37.087	28.652	231.7	10:22:18.731
4	1	1:54.500 P	36.615	39.203	38.682	230.7	10:24:13.231
5	1	14:12.137	12:59.439	41.944	30.754		10:38:25.368
6	1	1:44.149	36.894	38.061	29.194	229.7	10:40:09.517
7	1	1:42.483	36.703	37.189	28.591	231.2	10:41:52.000
8	1	1:49.060	38.079	40.728	30.253	231.2	10:43:41.060
9	1	1:49.571 P	36.866	37.779	34.926	228.8	10:45:30.631





Hungaroring
International GT Open
Qualifying - 1 Driver - 1
Lap Analysis



22 1 Niki Leutwiler Porsche GT3-R **44** 1 Florian Scholze Mercedes AMG GT3 - 2020
 AM 2 PZ Oberer Zürichsee by TFT AM 2 Jens Liebhauser GetSpeed Performance

Lap D	Time	Sector 1	Sector 2	Sector 3	T. Spd	Elapsed	Lap D	Time	Sector 1	Sector 2	Sector 3	T. Spd	Elapsed
1	10:17:57.499	10:16:45.840	41.605	30.054		10:17:57.499	1 1	10:17:13.319	10:15:55.428	41.200	36.691		10:17:13.319
2	1:45.898	37.729	38.893	29.276	231.7	10:19:43.397	2 1	1:47.311	37.587	40.208	29.516	229.7	10:19:00.630
3	1:44.862	37.336	38.295	29.231	231.2	10:21:28.259	3 1	1:45.746	37.432	38.827	29.487	230.7	10:20:46.376
4	1:48.972	37.241	39.545	32.186	231.7	10:23:17.231	4 1	1:51.559 P	38.173	39.493	33.893	231.2	10:22:37.935
5	1:44.873	37.185	38.418	29.270	232.7	10:25:02.104	5 1	3:56.763	2:48.382	39.203	29.178		10:26:34.698
6	1:44.259	37.029	38.258	28.972	234.2	10:26:46.363	6 1	1:43.857	36.789	38.228	28.840	232.2	10:28:18.555
7	1:59.840 P	40.826	42.632	36.382	233.7	10:28:46.203	7 1	1:43.834	36.973	37.941	28.920	232.7	10:30:02.389
8	6:51.792	5:41.934	40.383	29.475		10:35:37.995	8 1	1:43.514	36.823	37.893	28.795	231.2	10:31:45.900
9	1:44.035	37.348	37.983	28.704	232.2	10:37:22.030	9 1	1:44.102	36.959	38.043	29.100	231.7	10:33:30.002
10	1:44.108	37.116	38.059	28.933	232.7	10:39:06.138	10 1	1:43.946	36.854	38.029	29.063	232.7	10:35:13.948
11	1:45.230	37.693	38.468	29.069	232.2	10:40:51.368	11 1	1:43.837	36.881	37.927	29.029	232.7	10:36:57.785
12	1:52.797 P	37.110	39.075	36.612	233.7	10:42:44.165	12 1	1:44.093	36.827	38.073	29.193	233.2	10:38:41.878

26 1 Fabrizio Crestani Bentley Continental GT3
 PRO 2 Yannick Mettler Lazarus Racing

Lap D	Time	Sector 1	Sector 2	Sector 3	T. Spd	Elapsed	Lap D	Time	Sector 1	Sector 2	Sector 3	T. Spd	Elapsed
1 2	10:16:59.706	10:15:48.193	39.809	31.704		10:16:59.706	1 1	10:17:08.402	10:15:54.767	41.339	32.296		10:17:08.402
2 2	1:43.695	37.090	37.762	28.843	233.7	10:18:43.401	2 1	1:45.937	37.914	38.779	29.244	227.3	10:18:54.339
3 2	1:43.477	36.775	37.688	29.014	235.2	10:20:26.878	3 1	1:45.983	37.526	39.071	29.386	228.8	10:20:40.322
4 2	1:43.612	36.849	37.700	29.063	235.8	10:22:10.490	4 1	1:45.844	37.579	38.839	29.426	228.8	10:22:26.166
5 2	2:00.817 P	40.686	42.325	37.806	229.2	10:24:11.307	5 1	1:44.958	37.316	38.522	29.120	228.3	10:24:11.124
6 2	15:17.126	14:08.211	39.727	29.188		10:39:28.433	6 1	1:44.697	37.041	38.424	29.232	229.7	10:25:55.821
7 2	1:42.449	36.580	37.139	28.730	236.8	10:41:10.882	7 1	1:44.397	36.991	38.260	29.146	230.7	10:27:40.218
8 2	1:50.824 P	36.534	37.752	36.538	237.3	10:43:01.706	8 1	1:50.026 P	37.454	38.496	34.076	229.7	10:29:30.244

28 1 Stefano Coletti Bentley Continental GT3
 PRO 2 Petru Razvan Lazarus Racing

Lap D	Time	Sector 1	Sector 2	Sector 3	T. Spd	Elapsed	Lap D	Time	Sector 1	Sector 2	Sector 3	T. Spd	Elapsed
1 1	10:16:52.636	10:15:43.454	39.713	29.469		10:16:52.636	10 1	1:44.261	37.172	38.052	29.037	229.2	10:34:51.872
2 1	1:43.726	36.901	37.964	28.861	232.7	10:18:36.362	11 1	1:44.675	37.395	38.218	29.062	230.2	10:36:36.547
3 1	1:43.768	36.805	37.853	29.110	234.7	10:20:20.130	12 1	1:44.927	37.244	38.418	29.265	230.2	10:38:21.474
4 1	1:53.831	40.968	43.812	29.051	209.3	10:22:13.961	13 1	1:44.502	36.974	37.956	29.572	230.2	10:40:05.976
5 1	1:55.829 P	36.760	40.737	38.332	235.2	10:24:09.790	14 1	1:44.593	37.020	38.226	29.347	231.2	10:41:50.569
6 1	8:49.327	7:41.362	38.454	29.511		10:32:59.117	15 1	1:44.854	36.941	38.145	29.768	230.7	10:43:35.423
7 1	1:50.460	39.300	41.453	29.707	233.7	10:34:49.577	16 1	1:52.741 P	36.948	37.988	37.805	230.2	10:45:28.164
8 1	1:42.776	36.674	37.403	28.699	234.2	10:36:32.353							
9 1	1:57.234	44.036	43.222	29.976	235.8	10:38:29.587							
10 1	1:54.669 P	36.658	37.437	40.574	236.3	10:40:24.256							

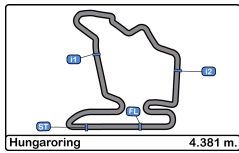
48 1 Philippe Prette Ferrari 488 GT3
 AM 2 Angelo Negro AF Corse / APM Monaco

Lap D	Time	Sector 1	Sector 2	Sector 3	T. Spd	Elapsed	Lap D	Time	Sector 1	Sector 2	Sector 3	T. Spd	Elapsed
1 1	10:17:35.750	10:16:23.376	41.978	30.396		10:17:35.750	1 1	10:17:35.750	10:16:23.376	41.978	30.396		10:17:35.750
2 1	1:47.863	38.001	40.244	29.618	230.7	10:19:23.613	2 1	1:47.863	38.001	40.244	29.618	230.7	10:19:23.613
3 1	1:46.729	37.746	39.477	29.506	230.7	10:21:10.342	3 1	1:46.729	37.746	39.477	29.506	230.7	10:21:10.342
4 1	2:12.796	37.442	1:02.129	33.225	231.7	10:23:23.138	4 1	2:12.796	37.442	1:02.129	33.225	231.7	10:23:23.138
5 1	1:46.680	37.568	39.386	29.726	231.2	10:25:09.818	5 1	1:46.680	37.568	39.386	29.726	231.2	10:25:09.818
6 1	1:56.096 P	37.410	39.774	38.912	232.2	10:27:05.914	6 1	1:56.096 P	37.410	39.774	38.912	232.2	10:27:05.914
7 1	7:12.632	5:58.533	43.492	30.607		10:34:18.546	7 1	7:12.632	5:58.533	43.492	30.607		10:34:18.546
8 1	1:45.733	37.575	38.951	29.207	230.7	10:36:04.279	8 1	1:45.733	37.575	38.951	29.207	230.7	10:36:04.279
9 1	1:45.055	37.045	39.087	28.923	232.2	10:37:49.334	9 1	1:45.055	37.045	39.087	28.923	232.2	10:37:49.334
10 1	1:44.730	37.141	38.467	29.122	231.2	10:39:34.064	10 1	1:44.730	37.141	38.467	29.122	231.2	10:39:34.064
11 1	1:44.453	36.923	38.340	29.190	232.7	10:41:18.517	11 1	1:44.453	36.923	38.340	29.190	232.7	10:41:18.517
12 1	1:44.486	36.965	38.363	29.158	231.7	10:43:03.003	12 1	1:44.486	36.965	38.363	29.158	231.7	10:43:03.003
13 1	1:59.175 P	37.124	40.761	41.290	232.2	10:45:02.178	13 1	1:59.175 P	37.124	40.761	41.290	232.2	10:45:02.178

34 1 Salih Yoluc Aston Martin
 PRO 2 Charlie Eastwood TF Sport

Lap D	Time	Sector 1	Sector 2	Sector 3	T. Spd	Elapsed	Lap D	Time	Sector 1	Sector 2	Sector 3	T. Spd	Elapsed
1 1	10:17:28.224	10:16:17.500	40.557	30.167		10:17:28.224	1 1	10:17:28.224	10:16:17.500	40.557	30.167		10:17:28.224
2 1	1:47.566	37.843	39.949	29.774	231.2	10:19:15.790	2 1	1:47.566	37.843	39.949	29.774	231.2	10:19:15.790
3 1	1:49.997 P	37.333	38.624	34.040	231.7	10:21:05.787	3 1	1:49.997 P	37.333	38.624	34.040	231.7	10:21:05.787
4 1	2:38.320	1:25.857	40.961	31.502		10:23:44.107	4 1	2:38.320	1:25.857	40.961	31.502		10:23:44.107
5 1	1:44.052	37.070	38.078	28.904	234.2	10:25:28.159	5 1	1:44.052	37.070	38.078	28.904	234.2	10:25:28.159
6 1	1:43.628	36.660	38.097	28.871	234.7	10:27:11.787	6 1	1:43.628	36.660	38.097	28.871	234.7	10:27:11.787
7 1	1:43.689	36.844	37.987	28.858	234.7	10:28:55.476	7 1	1:43.689	36.844	37.987	28.858	234.7	10:28:55.476
8 1	1:48.829 P	36.827	38.102	33.900	234.2	10:30:44.305	8 1	1:48.829 P	36.827	38.102	33.900	234.2	10:30:44.305
9 1	4:38.673	3:27.848	40.181	30.644		10:35:22.978	9 1	4:38.673	3:27.848	40.181	30.644		10:35:22.978
10 1	1:42.921	36.737	37.603	28.581	233.2	10:37:05.899	10 1	1:42.921	36.737	37.603	28.581	233.2	10:37:05.899
11 1	1:43.234	36.667	37.775	28.792	233.7	10:38:49.133	11 1	1:43.234	36.667	37.775	28.792	233.7	10:38:49.133
12 1	1:43.277	36.617	37.801	28.859	234.2	10:40:32.410	12 1	1:43.277	36.617	37.801	28.859	234.2	10:40:32.410
13 1	1:51.603 P	36.646	37.918	37.039	234.2	10:42:24.013	13 1	1:51.603 P	36.646	37.918	37.039	234.2	10:42:24.013





Hungaroring
International GT Open
Qualifying - 1 Driver - 1
Lap Analysis



59 1 Miguel Ramos McLaren 720 s
 PRO 2 Henrique Chaves Teo Martin Motorsport

Lap	D	Time	Sector 1	Sector 2	Sector 3	T. Spd	Elapsed
1	1	10:17:20.520	10:16:06.916	42.228	31.376		10:17:20.520
2	1	1:54.282 P	38.884	40.373	35.025	230.2	10:19:14.802
3	1	2:41.923	1:33.059	39.743	29.121		10:21:56.725
4	1	1:43.650	36.776	38.071	28.803	233.2	10:23:40.375
5	1	1:43.846	36.862	37.960	29.024	233.2	10:25:24.221
6	1	1:43.819	36.769	38.109	28.941	233.7	10:27:08.040
7	1	1:43.662	36.651	37.983	29.028	233.2	10:28:51.702
8	1	1:58.190 P	38.083	40.172	39.935	233.2	10:30:49.892
9	1	3:50.067	2:32.416	38.873	38.778		10:34:39.959
10	1	1:42.786	36.683	37.542	28.561	232.7	10:36:22.745
11	1	1:42.582	36.425	37.562	28.595	234.2	10:38:05.327
12	1	1:42.993	36.688	37.663	28.642	234.2	10:39:48.320
13	1	1:55.337 P	36.876	37.841	40.620	234.2	10:41:43.657

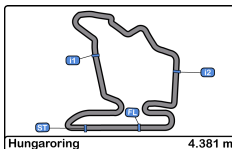
72 1 Nick Moss McLaren 720 S GT3
 PROAM 2 James Pickford Optimum Motorsport

Lap	D	Time	Sector 1	Sector 2	Sector 3	T. Spd	Elapsed
1	2	10:18:08.882	10:16:56.739	41.334	30.809		10:18:08.882
2	2	1:45.328	37.594	38.649	29.085	229.7	10:19:54.210
3	2	1:43.684	37.107	37.938	28.639	230.2	10:21:37.894
4	2	1:43.497	36.995	37.768	28.734	231.2	10:23:21.391
5	2	1:43.516	36.958	37.796	28.762	231.7	10:25:04.907
6	2	1:43.592	36.926	37.914	28.752	232.7	10:26:48.499
7	2	1:48.544 P	36.910	37.781	33.853	232.2	10:28:37.043
8	2	4:43.097	3:34.712	39.203	29.182		10:33:20.140
9	2	1:42.904	36.854	37.531	28.519	232.7	10:35:03.044
10	2	1:42.928	36.753	37.547	28.628	232.2	10:36:45.972
11	2	1:53.106 P	36.800	38.671	37.635	232.7	10:38:39.078

88 1 Patryk Krupinski Mercedes AMG GT3 - 2016
 PROAM 2 Christian Klien JP Motorsport

Lap	D	Time	Sector 1	Sector 2	Sector 3	T. Spd	Elapsed
1	2	10:18:25.314	10:17:15.912	40.232	29.170		10:18:25.314
2	2	1:42.784	36.638	37.601	28.545	230.7	10:20:08.098
3	2	1:42.332	36.526	37.255	28.551	231.2	10:21:50.430
4	2	1:48.127 P	36.507	37.282	34.338	230.7	10:23:38.557
5	2	15:34.984	14:23.182	43.121	28.681		10:39:13.541
6	2	1:41.728	36.391	37.016	28.321	232.2	10:40:55.269
7	2	1:52.049 P	36.823	39.409	35.817	232.2	10:42:47.318



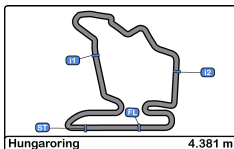


Hungaroring
International GT Open
Qualifying - 1 Driver - 1
Best Sectors Results



Sector - 1				Sector - 2				Sector - 3				Ideal Lap vs Best Lap				
Clas	Nº	Driver	Time	Nº	Driver	Time	Nº	Driver	Time	Clas	Nº	Driver	Ideal Lap	Best Lap	Clas	
1	11	Fabian Schiller	36.383	11	Fabian Schiller	36.863	88	Christian Klien	28.321	1	11	Fabian Schiller	1:41.705	1:42.677	6	
2	88	Christian Klien	36.391	88	Christian Klien	37.016	11	Fabian Schiller	28.459	2	88	Christian Klien	1:41.728	1:41.728	1	
3	59	Miguel Ramos	36.425	5	Mateusz Lisowski	37.075	72	James Pickford	28.519	3	17	Louis Prette	1:42.293	1:42.483	3	
4	26	Yannick Mettler	36.534	17	Louis Prette	37.087	59	Miguel Ramos	28.561	4	26	Yannick Mettler	1:42.403	1:42.449	2	
5	7	Ollie Millroy	36.589	26	Yannick Mettler	37.139	34	Salih Yoluc	28.581	5	7	Ollie Millroy	1:42.510	1:42.567	4	
6	17	Louis Prette	36.615	7	Ollie Millroy	37.261	17	Louis Prette	28.591	6	59	Miguel Ramos	1:42.528	1:42.582	5	
7	34	Salih Yoluc	36.617	28	Stefano Coletti	37.403	7	Ollie Millroy	28.660	7	5	Mateusz Lisowski	1:42.532	1:42.876	8	
8	5	Mateusz Lisowski	36.648	72	James Pickford	37.531	28	Stefano Coletti	28.699	8	28	Stefano Coletti	1:42.760	1:42.776	7	
9	28	Stefano Coletti	36.658	59	Miguel Ramos	37.542	22	Niki Leutwiler	28.704	9	34	Salih Yoluc	1:42.801	1:42.921	10	
10	72	James Pickford	36.753	34	Salih Yoluc	37.603	26	Yannick Mettler	28.730	10	72	James Pickford	1:42.803	1:42.904	9	
11	44	Florian Scholze	36.789	16	Marcelo Hahn	37.790	44	Florian Scholze	28.795	11	44	Florian Scholze	1:43.477	1:43.834	12	
12	16	Marcelo Hahn	36.859	44	Florian Scholze	37.893	5	Mateusz Lisowski	28.809	12	16	Marcelo Hahn	1:43.522	1:43.753	11	
13	48	Philippe Prette	36.923	47	Markus Sattler	37.956	16	Marcelo Hahn	28.873	13	22	Niki Leutwiler	1:43.716	1:44.035	13	
14	47	Markus Sattler	36.941	22	Niki Leutwiler	37.983	48	Philippe Prette	28.923	14	47	Markus Sattler	1:43.934	1:44.261	14	
15	22	Niki Leutwiler	37.029	48	Philippe Prette	38.340	47	Markus Sattler	29.037	15	48	Philippe Prette	1:44.186	1:44.453	15	
16	4	Miro Konopka	37.888	13	Alexey Nesov	42.673	13	Alexey Nesov	47.404	16	13	Alexey Nesov	Transpon	Transpo	17	
17	13	Alexey Nesov	Transpon	4	Miro Konopka	Transpon	4	Miro Konopka	Transpon	17	4	Miro Konopka	Transpon	1:46.535	16	



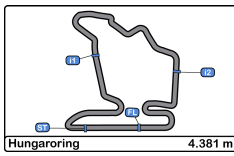


Hungaroring
International GT Open
Qualifying - 1 Driver - 1
Best 5 Lap Times



Cl	Nº	Entrant/Team	Nat	Driver 1	Nat	Status	Driver 2	Nat	Status	Vehicle	Cat	Cl	Best 1		Best 2		Best 3		Best 4		Best 5	
													Time	Lap	Time	Lap	Time	Lap	Time	Lap	Time	Lap
1	88	JP Motorsport	ITA	Patryk Krupinski	ITA		Christian Kliem	AUT		Mercedes AMG GT3 - 2016	PROAM	1	1:41.728	6	1:42.332	3	1:42.784	2	1:48.127	4	1:52.049	7
2	26	Lazarus Racing	ITA	Fabrizio Crestani	ITA		Yannick Mettler	CHE		Bentley Continental GT3	PRO	1	1:42.449	7	1:43.477	3	1:43.612	4	1:43.695	2	1:50.824	8
3	17	AF Corse / APM Monaco	ITA	Louis Prette	MCO		Vincent Abril	MCO		Ferrari 488 GT3	PRO	2	1:42.483	7	1:42.651	3	1:43.350	2	1:44.149	6	1:49.060	8
4	7	Optimum Motorsport	GBR	Brendan Iribe	USA		Ollie Millroy	GBR		McLaren 720 S GT3	PROAM	2	1:42.567	10	1:42.648	11	1:42.887	4	1:43.210	12	1:43.285	5
5	59	Teo Martin Motorsport	ESP	Miguel Ramos	PRT		Henrique Chaves	PRT		McLaren 720 s	PRO	3	1:42.582	11	1:42.786	10	1:42.993	12	1:43.650	4	1:43.662	7
6	11	GetSpeed Performance	DEU	Fabian Schiller	DEU		"Max"	DEU		Mercedes AMG GT3 - 2020	PROAM	3	1:42.677	11	1:42.964	10	1:43.003	12	1:44.106	3	1:44.725	4
7	28	Lazarus Racing	ITA	Stefano Coletti	MCO		Petru Razvan	ROU		Bentley Continental GT3	PRO	4	1:42.776	8	1:43.726	2	1:43.768	3	1:50.460	7	1:53.831	4
8	5	Olimp Racing	POL	Mateusz Lisowski	POL		Stanislaw Jedlinski	POL		Mercedes AMG GT3 - 2020	PROAM	4	1:42.876	9	1:42.897	10	1:43.255	11	1:43.408	4	1:43.705	6
9	72	Optimum Motorsport	GBR	Nick Moss	GBR		James Pickford	GBR		McLaren 720 S GT3	PROAM	5	1:42.904	9	1:42.928	10	1:43.497	4	1:43.516	5	1:43.592	6
10	34	TF Sport	GBR	Salih Yoluc	TUR		Charlie Eastwood	IRL		Aston Martin	PRO	5	1:42.921	10	1:43.234	11	1:43.277	12	1:43.628	6	1:43.689	7
11	16	Teo Martin Motorsport	ESP	Marcelo Hahn	BRA		Allam Khodair	BRA		McLaren 720 s	PROAM	6	1:43.753	11	1:43.962	12	1:44.278	10	1:44.399	7	1:44.561	6
12	44	GetSpeed Performance	DEU	Florian Scholze	DEU		Jens Liebhauser	DEU		Mercedes AMG GT3 - 2020	AM	1	1:43.834	7	1:43.837	11	1:43.857	6	1:43.946	10	1:44.093	12
13	22	PZ Oberer Zürichsee by TFT	CHE	Niki Leutwiler	CHE			CHE		Porsche GT3-R	AM	2	1:44.035	9	1:44.108	10	1:44.259	6	1:44.862	3	1:44.873	5
14	47	HTP - Winward Motorsport	DEU	Markus Sattler	DEU		Nico Bastian	DEU		Mercedes AMG GT3 - 2020	PROAM	7	1:44.261	10	1:44.397	7	1:44.502	13	1:44.593	14	1:44.675	11
15	48	AF Corse / APM Monaco	ITA	Philippe Prette	MCO		Angelo Negro	ITA		Ferrari 488 GT3	AM	3	1:44.453	11	1:44.486	12	1:44.730	10	1:45.055	9	1:45.733	8
16	4	ARC Bratislava-SK	SVK	Miro Konopka	SVK		Zdeno Mikulasko	SVK		Lamborghini Huracan GT3 EVO	AM	4	1:46.535	8	1:47.174	9	1:47.979	7	1:49.160	2	1:49.618	4
17	13	AKM Motorsport	RUS	Alexander Moiseev	RUS		Alexey Nesov	RUS		Mercedes AMG GT3 - 2020	AM	5										



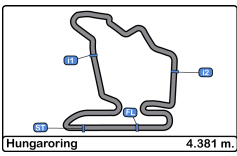


Hungaroring
International GT Open
Qualifying - 1 Driver - 1
Best 5 Top Speeds



Cl	N°	Entrant/Team	Nat	Driver 1	Nat	Driver 2	Nat	Vehicle	Cat	Cl	Top 1		Top 2		Top 3		Top 4		Top 5		Avg
											Km/h	Lap	Km/h	Lap	Km/h	Lap	Km/h	Lap	Km/h	Lap	
1	26	Lazarus Racing	ITA	Fabrizio Crestani	ITA	Yannick Mettler	CHE	Bentley Continental GT3	PRO	1	237.3	8	236.8	7	235.8	4	235.2	3	233.7	2	235.8
2	28	Lazarus Racing	ITA	Stefano Coletti	MCO	Petru Razvan	ROU	Bentley Continental GT3	PRO	2	236.3	10	235.8	9	235.2	5	234.7	3	234.2	8	235.2
3	7	Optimum Motorsport	GBR	Brendan Iribe	USA	Ollie Millroy	GBR	McLaren 720 S GT3	PROAM	1	234.7	5	234.7	11	234.7	12	234.2	6	234.2	13	234.5
4	16	Teo Martin Motorsport	ESP	Marcelo Hahn	BRA	Allam Khodair	BRA	McLaren 720 s	PROAM	2	234.7	12	234.2	5	234.2	6	234.2	7	234.2	8	234.3
5	34	TF Sport	GBR	Salih Yoluc	TUR	Charlie Eastwood	IRL	Aston Martin	PRO	3	234.7	6	234.7	7	234.2	5	234.2	8	234.2	12	234.4
6	22	PZ Oberer Zürichsee by TFT	CHE	Niki Leutwiler	CHE			Porsche GT3-R	AM	1	234.2	6	233.7	7	233.7	12	232.7	5	232.7	10	233.4
7	59	Teo Martin Motorsport	ESP	Miguel Ramos	PRT	Henrique Chaves	PRT	McLaren 720 s	PRO	4	234.2	11	234.2	12	234.2	13	233.7	6	233.2	4	233.9
8	44	GetSpeed Performance	DEU	Florian Scholze	DEU	Jens Liebhauser	DEU	Mercedes AMG GT3 - 2020	AM	2	233.2	12	232.7	7	232.7	10	232.7	11	232.7	13	232.8
9	48	AF Corse / APM Monaco	ITA	Philippe Prette	MCO	Angelo Negro	ITA	Ferrari 488 GT3	AM	3	232.7	11	232.2	6	232.2	9	232.2	13	231.7	4	232.2
10	72	Optimum Motorsport	GBR	Nick Moss	GBR	James Pickford	GBR	McLaren 720 S GT3	PROAM	3	232.7	6	232.7	9	232.7	11	232.2	7	232.2	10	232.5
11	5	Olimp Racing	POL	Mateusz Lisowski	POL	Stanislaw Jedlinski	POL	Mercedes AMG GT3 - 2020	PROAM	4	232.2	11	231.7	6	231.7	12	231.2	3	231.2	4	231.6
12	11	GetSpeed Performance	DEU	Fabian Schiller	DEU	"Max"	DEU	Mercedes AMG GT3 - 2020	PROAM	5	232.2	11	231.7	7	231.7	8	231.7	10	231.7	12	231.8
13	88	JP Motorsport	POL	Patryk Krupinski	POL	Christian Klien	AUT	Mercedes AMG GT3 - 2016	PROAM	6	232.2	6	232.2	7	231.2	3	230.7	2	230.7	4	231.4
14	17	AF Corse / APM Monaco	ITA	Louis Prette	MCO	Vincent Abril	MCO	Ferrari 488 GT3	PRO	5	231.7	3	231.2	7	231.2	8	230.7	2	230.7	4	231.1
15	47	HTP - Winward Motorsport	DEU	Markus Sattler	DEU	Nico Bastian	DEU	Mercedes AMG GT3 - 2020	PROAM	7	231.2	14	230.7	7	230.7	15	230.2	11	230.2	12	230.6
16	4	ARC Bratislava-SK	SVK	Miro Konopka	SVK	Zdeno Mikulasko	SVK	Lamborghini Huracan GT3 EVO	AM	4	227.3	11	226.8	9	226.4	7	226.4	8	225.9	3	226.6



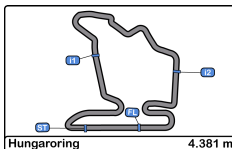


Hungaroring
International GT Open
Qualifying - 1 Driver - 1
Fastest Laps Sequence



Lap	Time of Day	Session Time	Nº	Entrant/Team	Nat	Driver 1	Nat	Driver 2	Nat	Vehicle	Cat	Time	Km/h
2	10:18:36.362	3:36.362	28	Lazarus Racing	ITA	<u>Stefano Coletti</u>	HUN	Petru Razvan	ROU	Bentley Continental GT3	PRO	1:43.726	152.0
2	10:18:43.401	3:43.401	26	Lazarus Racing	ITA	Fabrizio Crestani	ITA	<u>Yannick Mettler</u>	CHE	Bentley Continental GT3	PRO	1:43.695	152.0
2	10:20:08.098	5:08.098	88	JP Motorsport	POL	Patryk Krupinski	POL	<u>Christian Klien</u>	AUT	Mercedes AMG GT3 - 2016	PROAM	1:42.784	153.4
3	10:21:50.430	6:50.430	88	JP Motorsport	POL	Patryk Krupinski	POL	<u>Christian Klien</u>	AUT	Mercedes AMG GT3 - 2016	PROAM	1:42.332	154.1
6	10:40:55.269	25:55.269	88	JP Motorsport	POL	Patryk Krupinski	POL	<u>Christian Klien</u>	AUT	Mercedes AMG GT3 - 2016	PROAM	1:41.728	155.0



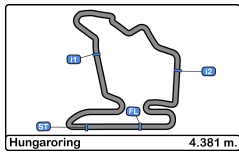


Hungaroring
International GT Open
Qualifying - 1 Driver - 1
Event Best Maximum Speed



Nº	Entrant/Team	Nat	Driver 1	Nat	Driver 2	Nat	Vehicle	Cat	Km/h	Session
26	Lazarus Racing	ITA	Fabrizio Crestani	ITA	Yannick Mettler	CHE	Bentley Continental GT3	PRO	239.4	Free Practice - 1
28	Lazarus Racing	ITA	Stefano Coletti	MCO	Petru Razvan	ROU	Bentley Continental GT3	PRO	236.8	Free Practice - 1
16	Teo Martin Motorsport	ESP	Marcelo Hahn	BRA	Allam Khodair	BRA	McLaren 720 s	PROAM	235.2	Free Practice - 2
34	TF Sport	GBR	Salih Yoluc	TUR	Charlie Eastwood	IRL	Aston Martin	PRO	234.7	Qualifying - 1 Driver - 1
7	Optimum Motorsport	GBR	Brendan Iribe	USA	Ollie Millroy	GBR	McLaren 720 S GT3	PROAM	234.7	Qualifying - 1 Driver - 1
44	GetSpeed Performance	DEU	Florian Scholze	DEU	Jens Liebhauser	DEU	Mercedes AMG GT3 - 2020	AM	234.2	Free Practice - 1
72	Optimum Motorsport	GBR	Nick Moss	GBR	James Pickford	GBR	McLaren 720 S GT3	PROAM	234.2	Free Practice - 1
22	PZ Oberer Zürichsee by TFT	CHE	Niki Leutwiler	CHE			Porsche GT3-R	AM	234.2	Qualifying - 1 Driver - 1
59	Teo Martin Motorsport	ESP	Miguel Ramos	PRT	Henrique Chaves	PRT	McLaren 720 s	PRO	234.2	Qualifying - 1 Driver - 1
17	AF Corse / APM Monaco	ITA	Louis Prette	MCO	Vincent Abril	MCO	Ferrari 488 GT3	PRO	233.7	Free Practice - 1
88	JP Motorsport	POL	Patryk Krupinski	POL	Christian Klien	AUT	Mercedes AMG GT3 - 2016	PROAM	233.7	Free Practice - 1
11	GetSpeed Performance	DEU	Fabian Schiller	DEU	"Max"	DEU	Mercedes AMG GT3 - 2020	PROAM	233.7	Free Practice - 3 -bronze drivers-
48	AF Corse / APM Monaco	ITA	Philippe Prette	MCO	Angelo Negro	ITA	Ferrari 488 GT3	AM	233.2	Free Practice - 1
47	HTP - Winward Motorsport	DEU	Markus Sattler	DEU	Nico Bastian	DEU	Mercedes AMG GT3 - 2020	PROAM	232.7	Free Practice - 1
5	Olimp Racing	POL	Mateusz Lisowski	POL	Stanislaw Jedlinski	POL	Mercedes AMG GT3 - 2020	PROAM	232.2	Qualifying - 1 Driver - 1
13	AKM Motorsport	SMR	Alexander Moiseev	RUS	Alexey Nesov	RUS	Mercedes AMG GT3 - 2020	AM	231.7	Free Practice - 3 -bronze drivers-
77	Olimp Racing	POL	Marcin Jedlinski	POL	Mateusz Lisowski	POL	Mercedes AMG GT3 - 2020	PROAM	229.7	Free Practice - 1
4	ARC Bratislava-SK	SVK	Miro Konopka	SVK	Zdeno Mikulasko	SVK	Lamborghini Huracan GT3 EVO	AM	228.3	Free Practice - 3 -bronze drivers-





Hungaroring
International GT Open
Qualifying - 1 Driver - 1
Pit Stop Analysis



5 Mateusz Lisowski PROAM Olimp Racing
Stanislaw Jedlinski Mercedes AMG GT3 - 2020

Nr.	In Day Time	In Time	Out Time	Pit Time	T. Pit Time	Handicap	Penalty
1	10:27:43.287	10:27:43.287	10:34:06.903	6:23.616	6:23.616		

7 Brendan Iribe PROAM Optimum Motorsport
Ollie Millroy McLaren 720 S GT3

Nr.	In Day Time	In Time	Out Time	Pit Time	T. Pit Time	Handicap	Penalty
1	10:28:59.764	10:28:59.764	10:33:54.945	4:55.181	4:55.181		

11 Fabian Schiller PROAM GetSpeed Performance
"Max" Mercedes AMG GT3 - 2020

Nr.	In Day Time	In Time	Out Time	Pit Time	T. Pit Time	Handicap	Penalty
1	10:24:03.070	10:24:03.070	10:26:35.117	2:32.047	2:32.047		

16 Marcelo Hahn PROAM Teo Martin Motorsport
Allam Khodair McLaren 720 s

Nr.	In Day Time	In Time	Out Time	Pit Time	T. Pit Time	Handicap	Penalty
1	10:18:52.844	10:18:52.844	10:20:17.228	1:24.384	1:24.384		
2	10:30:48.773	10:30:48.773	10:32:58.601	2:09.828	3:34.212		

17 Louis Prette PRO AF Corse / APM Monaco
Vincent Abril Ferrari 488 GT3

Nr.	In Day Time	In Time	Out Time	Pit Time	T. Pit Time	Handicap	Penalty
1	10:24:11.631	10:24:11.631	10:36:33.359	12:21.728	12:21.728		

22 Niki Leutwiler AM PZ Oberer Zürichsee by TFT
Porsche GT3-R

Nr.	In Day Time	In Time	Out Time	Pit Time	T. Pit Time	Handicap	Penalty
1	10:28:42.848	10:28:42.848	10:33:50.707	5:07.859	5:07.859		

26 Fabrizio Crestani PRO Lazarus Racing
Yannick Mettler Bentley Continental GT3

Nr.	In Day Time	In Time	Out Time	Pit Time	T. Pit Time	Handicap	Penalty
1	10:24:08.758	10:24:08.758	10:37:41.324	13:32.566	13:32.566		

28 Stefano Coletti PRO Lazarus Racing
Petru Razvan Bentley Continental GT3

Nr.	In Day Time	In Time	Out Time	Pit Time	T. Pit Time	Handicap	Penalty
1	10:24:07.361	10:24:07.361	10:31:15.004	7:07.643	7:07.643		

34 Salih Yoluc PRO TF Sport
Charlie Eastwood Aston Martin

Nr.	In Day Time	In Time	Out Time	Pit Time	T. Pit Time	Handicap	Penalty
1	10:21:03.392	10:21:03.392	10:21:55.999	52.607	52.607		
2	10:30:41.903	10:30:41.903	10:33:31.129	2:49.226	3:41.833		

44 Florian Scholze AM GetSpeed Performance
Jens Liebhauser Mercedes AMG GT3 - 2020

Nr.	In Day Time	In Time	Out Time	Pit Time	T. Pit Time	Handicap	Penalty
1	10:22:35.428	10:22:35.428	10:24:50.820	2:15.392	2:15.392		

47 Markus Sattler PROAM HTP - Winward Motorsport
Nico Bastian Mercedes AMG GT3 - 2020

Nr.	In Day Time	In Time	Out Time	Pit Time	T. Pit Time	Handicap	Penalty
1	10:29:27.726	10:29:27.726	10:31:16.699	1:48.973	1:48.973		

48 Philippe Prette AM AF Corse / APM Monaco
Angelo Negro Ferrari 488 GT3

Nr.	In Day Time	In Time	Out Time	Pit Time	T. Pit Time	Handicap	Penalty
1	10:27:03.479	10:27:03.479	10:32:25.066	5:21.587	5:21.587		

59 Miguel Ramos PRO Teo Martin Motorsport
Henrique Chaves McLaren 720 s

Nr.	In Day Time	In Time	Out Time	Pit Time	T. Pit Time	Handicap	Penalty
1	10:19:12.285	10:19:12.285	10:20:11.581	59.296	59.296		
2	10:30:47.186	10:30:47.186	10:32:46.325	1:59.139	2:58.435		

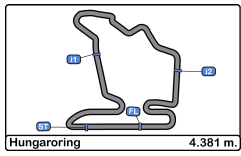
72 Nick Moss PROAM Optimum Motorsport
James Pickford McLaren 720 S GT3

Nr.	In Day Time	In Time	Out Time	Pit Time	T. Pit Time	Handicap	Penalty
1	10:28:34.558	10:28:34.558	10:31:35.853	3:01.295	3:01.295		

88 Patryk Krupinski PROAM JP Motorsport
Christian Klien Mercedes AMG GT3 - 2016

Nr.	In Day Time	In Time	Out Time	Pit Time	T. Pit Time	Handicap	Penalty
1	10:23:35.999	10:23:35.999	10:37:25.367	13:49.368	13:49.368		

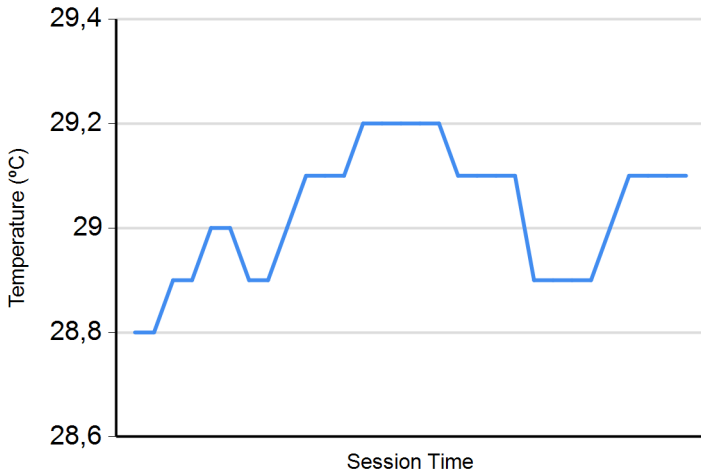




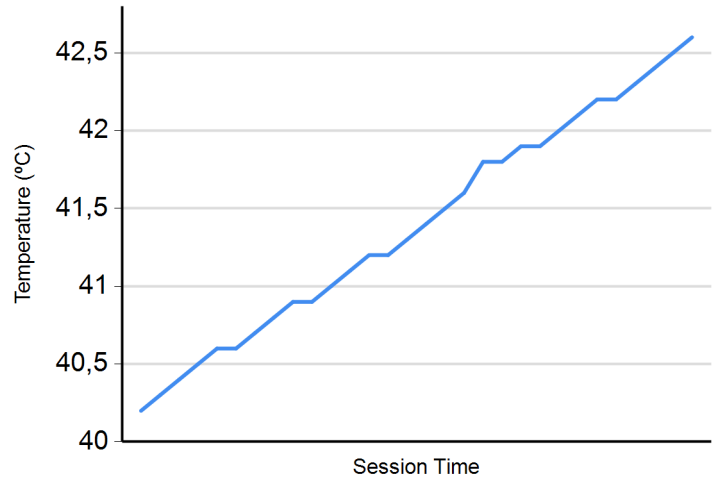
Hungaroring
International GT Open
Qualifying - 1 Driver - 1
Weather Report



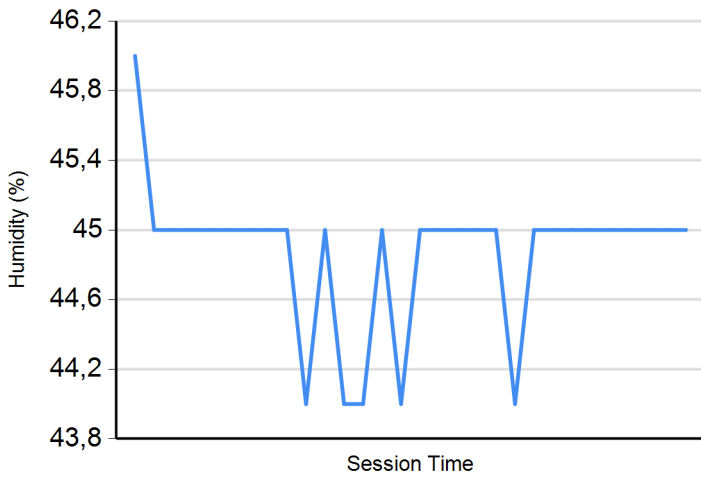
Air Temperature



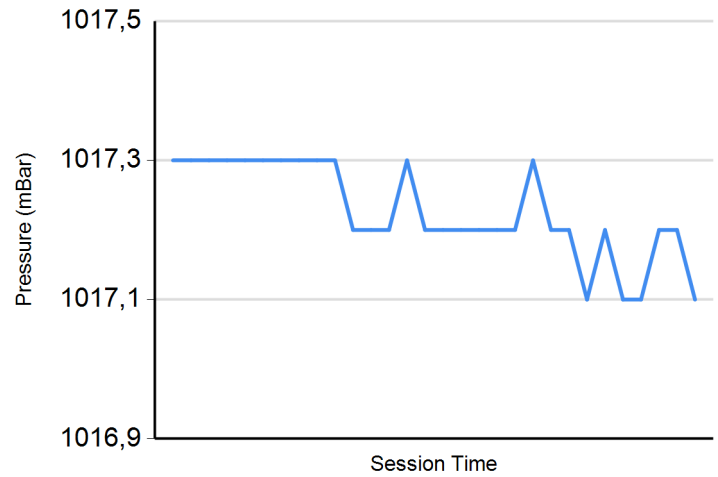
Track Temperature



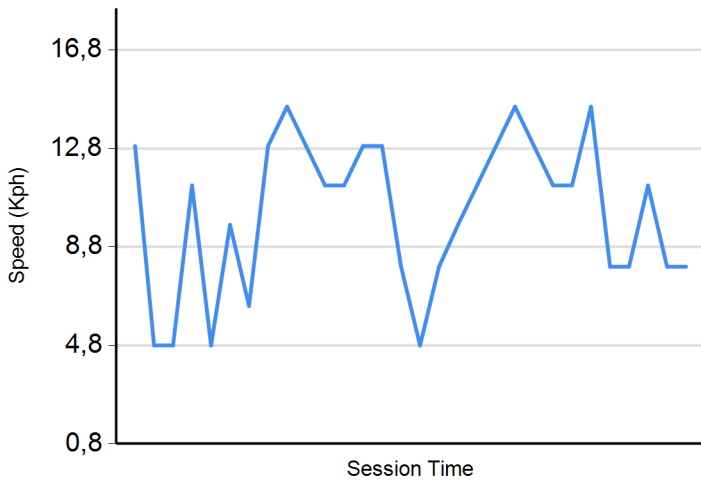
Humidity



Pressure



Wind Speed



Wind direction

North = 0°/360° Est = 90° South = 180° West = 270°

