

Hungaroring
International GT Open
Free Practice - 1
Provisional Results



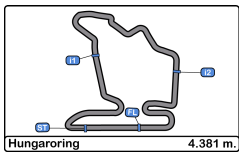
Cls	Nº	Entrant/Team	Nat	Driver 1	Nat	Driver 2	Nat	Vehicle	Cat	Cls	Laps	Best	Time	Gap	Interval	Km/h
1	47	HTP - Winward Motorsport	DEU	Markus Sattler	DEU	Nico Bastian	DEU	Mercedes AMG GT3 - 2020	PROAM	1	22	6	1:42.587			153.7
2	17	AF Corse / APM Monaco	ITA	Louis Prette	MCO	Vincent Abril	MCO	Ferrari 488 GT3	PRO	1	19	5	1:42.705	0.118	0.118	153.5
3	11	GetSpeed Performance	DEU	Fabian Schiller	DEU	"Max"	DEU	Mercedes AMG GT3 - 2020	PROAM	2	18	5	1:42.710	0.123	0.005	153.5
4	59	Teo Martin Motorsport	ESP	Miguel Ramos	PRT	Henrique Chaves	PRT	McLaren 720 s	PRO	2	18	5	1:42.903	0.316	0.193	153.2
5	16	Teo Martin Motorsport	ESP	Marcelo Hahn	BRA	Allam Khodair	BRA	McLaren 720 s	PROAM	3	12	3	1:43.144	0.557	0.241	152.9
6	88	JP Motorsport	POL	Patryk Krupinski	POL	Christian Klien	AUT	Mercedes AMG GT3 - 2016	PROAM	4	19	4	1:43.172	0.585	0.028	152.8
7	7	Optimum Motorsport	GBR	Brendan Iribe	USA	Ollie Millroy	GBR	McLaren 720 S GT3	PROAM	5	19	3	1:43.457	0.870	0.285	152.4
8	77	Olimp Racing	POL	Marcin Jedlinski	POL	Mateusz Lisowski	POL	Mercedes AMG GT3 - 2020	PROAM	6	20	5	1:43.540	0.953	0.083	152.3
9	72	Optimum Motorsport	GBR	Nick Moss	GBR	James Pickford	GBR	McLaren 720 S GT3	PROAM	7	20	7	1:43.657	1.070	0.117	152.1
10	26	Lazarus Racing	ITA	Fabrizio Crestani	ITA	Yannick Mettler	CHE	Bentley Continental GT3	PRO	3	21	3	1:43.767	1.180	0.110	151.9
11	44	GetSpeed Performance	DEU	Florian Scholze	DEU	Jens Liebhauser	DEU	Mercedes AMG GT3 - 2020	AM	1	19	5	1:43.983	1.396	0.216	151.6
12	34	TF Sport	GBR	Salih Yoluc	TUR	Charlie Eastwood	IRL	Aston Martin	PRO	4	20	11	1:44.059	1.472	0.076	151.5
13	28	Lazarus Racing	ITA	Stefano Coletti	MCO	Petru Razvan	ROU	Bentley Continental GT3	PRO	5	17	9	1:44.105	1.518	0.046	151.4
14	48	AF Corse / APM Monaco	ITA	Philippe Prette	MCO	Angelo Negro	ITA	Ferrari 488 GT3	AM	2	22	8	1:45.582	2.995	1.477	149.3
15	22	PZ Oberer Zürichsee by TFT	CHE	Niki Leutwiler	CHE			Porsche GT3-R	AM	3	18	10	1:45.830	3.243	0.248	149.0
16	4	ARC Bratislava-SK	SVK	Miro Konopka	SVK	Zdeno Mikulasko	SVK	Lamborghini Huracan GT3 EVO	AM	4	19	16	1:46.156	3.569	0.326	148.5
17	13	AKM Motorsport	RUS	Alexander Moiseev	RUS	Alexey Nesov	RUS	Mercedes AMG GT3 - 2020	AM	5	12	12	1:47.055	4.468	0.899	147.3
18	5	Olimp Racing	POL	Stanislaw Jedlinski	POL			Mercedes AMG GT3 - 2020	AM	6	17	10	1:47.827	5.240	0.772	146.2

Published at:.....

Track Temp: 42.2 °C Air Temp: 29.4 °C Humidity: 41 % Track Status: DRY

Stewards:	Race Director:	Timekeeper: 
-----------	----------------	---------------------------------------------------------------------------------------------------





Hungaroring
International GT Open
Free Practice - 1
Provisional Results by Class



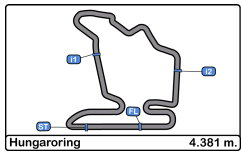
Cls	Nº	Entrant/Team	Nat	Driver 1	Nat	Driver 2	Nat	Vehicle	Cat	Cls	Laps	Best	Time	Gap	Interval	Km/h
PRO																
1	17	AF Corse / APM Monaco	ITA	Louis Prette	MCO	Vincent Abril	MCO	Ferrari 488 GT3	PRO	1	19	5	1:42.705			153.5
2	59	Teo Martin Motorsport	ESP	Miguel Ramos	PRT	Henrique Chaves	PRT	McLaren 720 s	PRO	2	18	5	1:42.903	0.198	0.198	153.2
3	26	Lazarus Racing	ITA	Fabrizio Crestani	ITA	Yannick Mettler	CHE	Bentley Continental GT3	PRO	3	21	3	1:43.767	1.062	0.864	151.9
4	34	TF Sport	GBR	Salih Yoluc	TUR	Charlie Eastwood	IRL	Aston Martin	PRO	4	20	11	1:44.059	1.354	0.292	151.5
5	28	Lazarus Racing	ITA	Stefano Coletti	MCO	Petru Razvan	ROU	Bentley Continental GT3	PRO	5	17	9	1:44.105	1.400	0.046	151.4
PROAM																
1	47	HTP - Winward Motorsport	DEU	Markus Sattler	DEU	Nico Bastian	DEU	Mercedes AMG GT3 - 2020	PROAM	1	22	6	1:42.587			153.7
2	11	GetSpeed Performance	DEU	Fabian Schiller	DEU	"Max"	DEU	Mercedes AMG GT3 - 2020	PROAM	2	18	5	1:42.710	0.123	0.123	153.5
3	16	Teo Martin Motorsport	ESP	Marcelo Hahn	BRA	Allam Khodair	BRA	McLaren 720 s	PROAM	3	12	3	1:43.144	0.557	0.434	152.9
4	88	JP Motorsport	POL	Patryk Krupinski	POL	Christian Klien	AUT	Mercedes AMG GT3 - 2016	PROAM	4	19	4	1:43.172	0.585	0.028	152.8
5	7	Optimum Motorsport	GBR	Brendan Iribe	USA	Ollie Millroy	GBR	McLaren 720 S GT3	PROAM	5	19	3	1:43.457	0.870	0.285	152.4
6	77	Olimp Racing	POL	Marcin Jedlinski	POL	Mateusz Lisowski	POL	Mercedes AMG GT3 - 2020	PROAM	6	20	5	1:43.540	0.953	0.083	152.3
7	72	Optimum Motorsport	GBR	Nick Moss	GBR	James Pickford	GBR	McLaren 720 S GT3	PROAM	7	20	7	1:43.657	1.070	0.117	152.1
AM																
1	44	GetSpeed Performance	DEU	Florian Scholze	DEU	Jens Liebhauser	DEU	Mercedes AMG GT3 - 2020	AM	1	19	5	1:43.983			151.6
2	48	AF Corse / APM Monaco	ITA	Philippe Prette	MCO	Angelo Negro	ITA	Ferrari 488 GT3	AM	2	22	8	1:45.582	1.599	1.599	149.3
3	22	PZ Oberer Zürichsee by TFT	CHE	Niki Leutwiler	CHE			Porsche GT3-R	AM	3	18	10	1:45.830	1.847	0.248	149.0
4	4	ARC Bratislava-SK	SVK	Miro Konopka	SVK	Zdeno Mikulasko	SVK	Lamborghini Huracan GT3 EVO	AM	4	19	16	1:46.156	2.173	0.326	148.5
5	13	AKM Motorsport	GBR	Alexander Moiseev	RUS	Alexey Nesov	RUS	Mercedes AMG GT3 - 2020	AM	5	12	12	1:47.055	3.072	0.899	147.3
6	5	Olimp Racing	POL	Stanislaw Jedlinski	POL			Mercedes AMG GT3 - 2020	AM	6	17	10	1:47.827	3.844	0.772	146.2

Published at:.....

Track Temp: 42.2 °C Air Temp: 29.4 °C Humidity: 41 % Track Status: DRY

Stewards:	Race Director:	Timekeeper:
------------------	-----------------------	--------------------





Hungaroring
International GT Open
Free Practice - 1
Lap Analysis



4							7								
1 Miro Konopka Lamborghini Huracan GT3 EVO							1 Brendan Iribe McLaren 720 S GT3								
AM 2 Zdeno Mikulasko ARC Bratislava-SK							PROAM 2 Ollie Millroy Optimum Motorsport								
Lap	D	Time	Sector 1	Sector 2	Sector 3	T. Spd	Elapsed	Lap	D	Time	Sector 1	Sector 2	Sector 3	T. Spd	Elapsed
1		10:13:28.760	10:12:09.045	46.669	33.046		10:13:28.760	1		10:17:34.231	10:16:14.967	49.418	29.846		10:17:34.231
2		1:53.916	39.789	42.800	31.327	222.6	10:15:22.676	2		1:44.523	37.204	38.267	29.052	231.2	10:19:18.754
3		2:00.108 P	40.583	44.405	35.120	226.4	10:17:22.784	3		1:43.457	36.936	37.722	28.799	233.2	10:21:02.211
4		4:13.163	2:56.187	43.131	33.845		10:21:35.947	4		1:44.021	37.297	37.838	28.886	234.2	10:22:46.232
5		1:49.435	38.938	40.206	30.291	224.5	10:23:25.382	5		1:43.700	37.042	37.709	28.949	233.7	10:24:29.932
6		1:50.209	38.543	41.245	30.421	225.9	10:25:15.591	6		1:43.599	36.816	37.789	28.994	232.2	10:26:13.531
7		1:48.936	38.155	40.204	30.577	224.5	10:27:04.527	7		1:48.111 P	36.854	37.782	33.475	232.2	10:28:01.642
8		1:48.341	38.176	39.911	30.254	225.9	10:28:52.868	8		6:12.181	5:04.350	38.530	29.301		10:34:13.823
9		1:54.228 P	38.324	40.353	35.551	225.0	10:30:47.096	9		1:44.074	37.156	37.806	29.112	231.7	10:35:57.897
10		8:12.090	6:59.287	39.690	33.113		10:38:59.186	10		1:43.862	36.775	38.002	29.085	232.2	10:37:41.759
11		1:47.041	38.475	38.961	29.605	226.8	10:40:46.227	11		1:44.286	37.077	37.993	29.216	232.2	10:39:26.045
12		1:49.840	38.195	41.423	30.222	227.3	10:42:36.067	12		1:49.032 P	37.647	38.011	33.374	232.7	10:41:15.077
13		2:00.081 P	41.006	43.186	35.889	226.8	10:44:36.148	13		3:32.211 P	2:04.463	49.153	38.595		10:44:47.288
14		19:25.248	18:12.806	39.723	32.719		11:04:01.396	14		19:26.845	18:11.922	42.203	32.720		11:04:14.133
15		1:47.657	38.173	40.096	29.388	226.4	11:05:49.053	15		1:49.192	40.205	39.520	29.467	229.7	11:06:03.325
16		1:46.156	37.660	38.982	29.514	227.3	11:07:35.209	16		1:47.295	37.766	39.748	29.781	231.7	11:07:50.620
17		1:46.325	37.799	39.018	29.508	227.8	11:09:21.534	17		1:47.436	37.884	39.619	29.933	230.2	11:09:38.056
18		1:48.041	37.885	39.296	30.860	227.8	11:11:09.575	18		1:47.008	37.785	39.147	30.076	232.7	11:11:25.064
19		1:51.332 P	38.617	39.485	33.230	225.0	11:13:00.907	19		1:52.275 P	38.050	39.472	34.753	231.7	11:13:17.339

5							11								
1 Stanislaw Jedlinski Mercedes AMG GT3 - 2020							1 Fabian Schiller Mercedes AMG GT3 - 2020								
AM 2 Olimp Racing							PROAM 2 "Max" GetSpeed Performance								
Lap	D	Time	Sector 1	Sector 2	Sector 3	T. Spd	Elapsed	Lap	D	Time	Sector 1	Sector 2	Sector 3	T. Spd	Elapsed
1		10:13:53.507	10:12:33.069	45.134	35.304		10:13:53.507	1		10:11:50.232	10:10:42.242	38.830	29.160		10:11:50.232
2		1:50.902	39.089	40.636	31.177	227.3	10:15:44.409	2		1:42.928	36.690	37.513	28.725	232.2	10:13:33.160
3		1:51.953	40.398	40.784	30.771	209.3	10:17:36.362	3		1:48.414	36.795	39.705	31.914	231.2	10:15:21.574
4		1:49.564	38.590	40.488	30.486	228.8	10:19:25.926	4		1:43.231	36.925	37.442	28.864	233.7	10:17:04.805
5		1:48.344	38.216	39.627	30.501	228.3	10:21:14.270	5		1:42.710	36.570	37.336	28.804	233.2	10:18:47.515
6		1:48.132	38.244	39.724	30.164	228.3	10:23:02.402	6		1:47.792 P	36.920	37.998	32.874	232.2	10:20:35.307
7		1:50.557	38.149	41.989	30.419	229.2	10:24:52.959	7		6:18.637	5:07.812	40.243	30.582		10:26:53.944
8		1:49.075	38.434	40.115	30.526	228.8	10:26:42.034	8		1:46.699	37.839	39.200	29.660	230.7	10:28:40.643
9		1:48.477	38.268	39.958	30.251	228.3	10:28:30.511	9		1:46.263	37.685	38.993	29.585	231.2	10:30:26.906
10		1:47.827	38.200	39.540	30.087	227.8	10:30:18.338	10		1:45.598	37.347	38.748	29.503	231.7	10:32:12.504
11		1:48.426	38.190	39.967	30.269	228.8	10:32:06.764	11		1:54.233 P	37.405	39.455	37.373	231.2	10:34:06.737
12		1:55.593 P	38.763	40.032	36.798	229.7	10:34:02.357	12		6:02.026	4:53.223	39.092	29.711		10:40:08.763
13		30:29.875	29:19.271	40.254	30.350		11:04:32.232	13		1:46.121	37.443	38.949	29.729	232.2	10:41:54.884
14		1:48.358	38.545	39.698	30.115	228.3	11:06:20.590	14		2:09.747 P	37.622	45.259	46.866	232.2	10:44:04.631
15		1:50.230	38.132	40.302	31.796	228.8	11:08:10.820	15		19:48.947	18:39.544	39.492	29.911		11:03:53.578
16		1:48.150	38.473	39.780	29.897	227.8	11:09:58.970	16		1:44.427	37.148	38.346	28.933	231.2	11:05:38.005
17		1:53.968 P	38.194	40.008	35.766	230.7	11:11:52.938	17		1:47.576 P	37.240	37.936	32.400	231.7	11:07:25.581
								18		3:06.122 P	1:52.139	39.744	34.239		11:10:31.703





Hungaroring
International GT Open
Free Practice - 1
Lap Analysis



13							22						
1 Alexander Moiseev Mercedes AMG GT3 - 2020							1 Niki Leutwiler Porsche GT3-R						
AM 2 Alexey Nesov AKM Motorsport							AM 2 PZ Oberer Zürichsee by TFT						
Lap D	Time	Sector 1	Sector 2	Sector 3	T. Spd	Elapsed	Lap D	Time	Sector 1	Sector 2	Sector 3	T. Spd	Elapsed
1	10:14:04.885	10:12:51.742	41.529	31.614		10:14:04.885	1	10:13:18.960	10:11:54.716	48.737	35.507		10:13:18.960
2	1:48.325	38.344	39.884	30.097	226.8	10:15:53.210	2	1:59.482	42.224	44.082	33.176	211.7	10:15:18.442
3	1:47.630	38.150	39.455	30.025	231.7	10:17:40.840	3	2:13.746	44.096	52.207	37.443	219.9	10:17:32.188
4	2:11.293	38.105	39.683	53.505	228.8	10:19:52.133	4	2:05.691	48.072	45.148	32.471	202.6	10:19:37.879
5	1:54.649 P	38.558	40.729	35.362	225.0	10:21:46.782	5	1:52.033	40.071	41.586	30.376	214.2	10:21:29.912
6	3:33.033	2:20.876	41.028	31.129		10:25:19.815	6	2:08.766 P	42.255	49.695	36.816	229.2	10:23:38.678
7	1:47.883	37.845	39.926	30.112	228.3	10:27:07.698	7	5:44.679	4:34.331	40.014	30.334		10:29:23.357
8	1:47.562	37.879	39.880	29.803	228.3	10:28:55.260	8	1:46.724	37.919	39.350	29.455	230.2	10:31:10.081
9	1:47.659	37.963	39.915	29.781	227.3	10:30:42.919	9	1:46.231	37.707	38.946	29.578	231.7	10:32:56.312
10	1:51.882 P	38.014	39.827	34.041	228.3	10:32:34.801	10	1:45.830	37.691	38.869	29.270	229.7	10:34:42.142
11	7:10.674	5:59.599	40.004	31.071		10:39:45.475	11	1:46.022	37.514	39.177	29.331	231.7	10:36:28.164
12	1:47.055	37.922	39.387	29.746	226.8	10:41:32.530	12	1:52.192 P	38.707	39.971	33.514	231.2	10:38:20.356
13		37.751			227.3		13	25:44.962	24:33.090	41.345	30.527		11:04:05.318

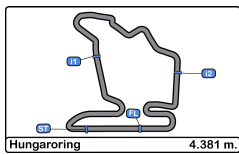
16						
1 Marcelo Hahn McLaren 720 s						
PROAM 2 Allam Khodair Teo Martin Motorsport						
Lap D	Time	Sector 1	Sector 2	Sector 3	T. Spd	Elapsed
1	10:12:50.452	10:11:40.448	40.365	29.639		10:12:50.452
2	1:43.588	37.075	37.824	28.689	231.7	10:14:34.040
3	1:43.144	36.760	37.693	28.691	233.7	10:16:17.184
4	1:43.183	36.775	37.569	28.839	235.2	10:18:00.367
5	1:43.355	36.733	37.743	28.879	234.7	10:19:43.722
6	1:54.134 P	36.877	41.869	35.388	234.7	10:21:37.856
7	11:06.040	9:56.925	40.046	29.069		10:32:43.896
8	1:45.778	36.901	37.801	31.076	233.7	10:34:29.674
9	1:46.899	36.730	41.178	28.991	234.2	10:36:16.573
10	1:43.460	36.660	37.975	28.825	234.2	10:38:00.033
11	1:44.506	36.709	37.869	29.928	234.2	10:39:44.539
12	1:48.919 P	36.733	37.672	34.514	234.7	10:41:33.458

17						
1 Louis Prette Ferrari 488 GT3						
PRO 2 Vincent Abril AF Corse / APM Monaco						
Lap D	Time	Sector 1	Sector 2	Sector 3	T. Spd	Elapsed
1	10:13:50.946	10:12:34.154	42.525	34.267		10:13:50.946
2	1:43.428	37.029	37.557	28.842	230.2	10:15:34.374
3	1:49.742	36.937	41.076	31.729	231.7	10:17:24.116
4	1:42.798	36.757	37.416	28.625	231.7	10:19:06.914
5	1:42.705	36.674	37.237	28.794	232.7	10:20:49.619
6	1:52.405 P	36.845	40.117	35.443	230.7	10:22:42.024
7	4:27.188	3:18.836	39.089	29.263		10:27:09.212
8	1:46.308	37.216	39.405	29.687	229.7	10:28:55.520
9	1:53.026	38.013	43.503	31.510	229.2	10:30:48.546
10	1:44.431	37.092	38.012	29.327	230.2	10:32:32.977
11	1:49.199 P	37.167	38.576	33.456	229.7	10:34:22.176
12	7:15.216	6:06.296	39.757	29.163		10:41:37.392
13	1:58.907 P	37.037	38.240	43.630	231.2	10:43:36.299
14	20:22.128	19:11.765	40.012	30.351		11:03:58.427
15	1:45.088	37.559	38.452	29.077	230.2	11:05:43.515
16	1:44.383	37.059	38.119	29.205	232.7	11:07:27.898
17	1:44.282	36.946	38.098	29.238	233.7	11:09:12.180
18	1:44.539	37.104	38.309	29.126	230.7	11:10:56.719
19	1:59.530 P	40.342	44.071	35.117	231.7	11:12:56.249

22						
1 Niki Leutwiler Porsche GT3-R						
AM 2 PZ Oberer Zürichsee by TFT						
Lap D	Time	Sector 1	Sector 2	Sector 3	T. Spd	Elapsed
1	10:13:18.960	10:11:54.716	48.737	35.507		10:13:18.960
2	1:59.482	42.224	44.082	33.176	211.7	10:15:18.442
3	2:13.746	44.096	52.207	37.443	219.9	10:17:32.188
4	2:05.691	48.072	45.148	32.471	202.6	10:19:37.879
5	1:52.033	40.071	41.586	30.376	214.2	10:21:29.912
6	2:08.766 P	42.255	49.695	36.816	229.2	10:23:38.678
7	5:44.679	4:34.331	40.014	30.334		10:29:23.357
8	1:46.724	37.919	39.350	29.455	230.2	10:31:10.081
9	1:46.231	37.707	38.946	29.578	231.7	10:32:56.312
10	1:45.830	37.691	38.869	29.270	229.7	10:34:42.142
11	1:46.022	37.514	39.177	29.331	231.7	10:36:28.164
12	1:52.192 P	38.707	39.971	33.514	231.2	10:38:20.356
13	25:44.962	24:33.090	41.345	30.527		11:04:05.318
14	1:47.477	37.871	39.912	29.694	230.2	11:05:52.795
15	1:47.295	37.729	40.111	29.455	232.2	11:07:40.090
16	1:46.101	37.455	39.128	29.518	231.7	11:09:26.191
17	1:46.474	37.494	38.924	30.056	232.2	11:11:12.665
18	1:56.146 P	41.151	40.095	34.900	208.0	11:13:08.811

26						
1 Fabrizio Crestani Bentley Continental GT3						
PRO 2 Yannick Mettler Lazarus Racing						
Lap D	Time	Sector 1	Sector 2	Sector 3	T. Spd	Elapsed
1	10:14:16.758	10:13:05.758	41.426	29.574		10:14:16.758
2	1:44.819	37.375	38.375	29.069	232.7	10:16:01.577
3	1:43.767	37.046	37.753	28.968	234.7	10:17:45.344
4	1:47.395	37.324	39.094	30.977	235.2	10:19:32.739
5	1:44.492	36.916	37.867	29.709	235.2	10:21:17.231
6	1:56.955 P	37.575	41.378	38.002	234.2	10:23:14.186
7	4:39.790	3:31.174	39.486	29.130		10:27:53.976
8	1:43.981	36.810	37.887	29.284	232.7	10:29:37.957
9	1:44.535	37.116	38.219	29.200	233.7	10:31:22.492
10	1:44.562	37.194	38.061	29.307	234.7	10:33:07.054
11	1:44.677	37.072	38.196	29.409	234.7	10:34:51.731
12	1:49.944	38.610	39.839	31.495	233.7	10:36:41.675
13	1:44.438	37.018	38.076	29.344	235.8	10:38:26.113
14	1:44.678	37.104	38.181	29.393	233.2	10:40:10.791
15	1:49.636 P	37.154	39.345	33.137	236.8	10:42:00.427
16	22:07.050	20:57.078	40.318	29.654		11:04:07.477
17	1:45.842	37.518	38.871	29.453	235.2	11:05:53.319
18	1:48.772	37.877	41.201	29.694	236.8	11:07:42.091
19	1:45.131	37.139	38.541	29.451	235.8	11:09:27.222
20	1:45.643	37.568	38.328	29.747	237.8	11:11:12.865
21	1:51.079 P	38.142	38.785	34.152	239.4	11:13:03.944





Hungaroring
International GT Open
Free Practice - 1
Lap Analysis



28

1 Stefano Coletti Bentley Continental GT3
 PRO 2 Petru Razvan Lazarus Racing AM

44

1 Florian Scholze Mercedes AMG GT3 - 2020
 2 Jens Liebhauser GetSpeed Performance

Lap	D	Time	Sector 1	Sector 2	Sector 3	T. Spd	Elapsed	Lap	D	Time	Sector 1	Sector 2	Sector 3	T. Spd	Elapsed
1		10:14:09.026	10:12:39.467	44.038	45.521		10:14:09.026	1		10:11:52.323	10:10:43.667	39.377	29.279		10:11:52.323
2		1:44.365	37.309	37.958	29.098	232.7	10:15:53.391	2		1:46.212	37.234	38.812	30.166	231.2	10:13:38.535
3		1:56.840	43.491	44.006	29.343	234.7	10:17:50.231	3		1:44.779	37.102	38.390	29.287	232.7	10:15:23.314
4		1:46.256	36.853	38.220	31.183	234.7	10:19:36.487	4		1:45.927	37.892	38.748	29.287	234.2	10:17:09.241
5		1:57.804	39.510	44.629	33.665	234.2	10:21:34.291	5		1:43.983	36.711	38.184	29.088	233.7	10:18:53.224
6		1:53.387 P	37.052	37.774	38.561	232.7	10:23:27.678	6		1:43.998	36.825	38.065	29.108	233.2	10:20:37.222
7		7:23.405	6:15.258	38.768	29.379		10:30:51.083	7		1:52.946 P	36.863	38.267	37.816	232.2	10:22:30.168
8		1:44.762	37.131	38.134	29.497	234.2	10:32:35.845	8		6:38.854	5:28.898	40.193	29.763		10:29:09.022
9		1:44.105	36.940	37.958	29.207	234.2	10:34:19.950	9		1:45.710	37.188	38.348	30.174	230.7	10:30:54.732
10		2:23.401 P	37.095	1:08.024	38.282	235.2	10:36:43.351	10		1:45.590	36.954	39.114	29.522	231.2	10:32:40.322
11		7:15.651 P	5:44.560	44.960	46.131		10:43:59.002	11		1:44.931	36.909	38.668	29.354	232.2	10:34:25.253
12		20:13.138	18:55.581	45.215	32.342		11:04:12.140	12		1:44.711	37.121	38.381	29.209	232.2	10:36:09.964
13		1:47.220	37.414	39.167	30.639	233.7	11:05:59.360	13		1:44.690	36.949	38.470	29.271	232.2	10:37:54.654
14		1:45.006	37.475	38.350	29.181	234.7	11:07:44.366	14		1:44.195	36.898	38.065	29.232	232.2	10:39:38.849
15		1:52.613	39.286	42.061	31.266	236.8	11:09:36.979	15		1:45.243	37.310	38.329	29.604	232.2	10:41:24.092
16		1:45.046	37.340	38.047	29.659	235.8	11:11:22.025	16		1:50.696 P	37.163	38.564	34.969	232.7	10:43:14.788
17		1:51.594 P	37.326	39.225	35.043	235.2	11:13:13.619	17		21:39.816 P	20:24.255	40.326	35.235		11:04:54.604
18		3:19.525 P						18		3:19.525 P	2:04.915	39.730	34.880		11:08:14.129
19		3:07.176 P						19		3:07.176 P	1:51.770	39.016	36.390		11:11:21.305

34

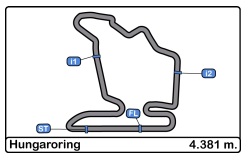
1 Salih Yoluc Aston Martin
 PRO 2 Charlie Eastwood TF Sport

47

1 Markus Sattler Mercedes AMG GT3 - 2020
 PROAM 2 Nico Bastian HTP - Winward Motorsport

Lap	D	Time	Sector 1	Sector 2	Sector 3	T. Spd	Elapsed	Lap	D	Time	Sector 1	Sector 2	Sector 3	T. Spd	Elapsed
1		10:12:07.963	10:10:54.010	43.447	30.506		10:12:07.963								
2		1:51.338	37.500	38.372	35.466	230.2	10:13:59.301								
3		1:45.017	37.116	37.867	30.034	231.2	10:15:44.318	1		10:11:58.082	10:10:48.968	40.365	28.749		10:11:58.082
4		1:44.122	37.223	37.793	29.106	228.8	10:17:28.440	2		1:47.803	36.977	39.179	31.647	230.2	10:13:45.885
5		1:59.863 P	39.521	42.995	37.347	232.7	10:19:28.303	3		1:42.851	36.803	37.397	28.651	231.7	10:15:28.736
6		4:02.851	2:50.161	41.500	31.190		10:23:31.154	4		1:45.340	36.753	37.458	31.129	231.7	10:17:14.076
7		1:47.750	37.320	39.593	30.837	231.2	10:25:18.904	5		1:42.622	36.623	37.214	28.785	232.7	10:18:56.698
8		1:52.748 P	37.118	38.256	37.374	231.2	10:27:11.652	6		1:42.587	36.664	37.251	28.672	232.7	10:20:39.285
9		3:54.838	2:43.729	41.730	29.379		10:31:06.490	7		1:42.826	36.609	37.434	28.783	231.7	10:22:22.111
10		1:44.292	37.114	37.993	29.185	231.2	10:32:50.782	8		1:48.377 P	37.094	38.926	32.357	231.7	10:24:10.488
11		1:44.059	36.915	38.172	28.972	231.7	10:34:34.841	9		5:52.136	4:42.511	40.044	29.581		10:30:02.624
12		1:49.497 P	36.922	39.301	33.274	232.2	10:36:24.338	10		1:46.389	37.744	38.984	29.661	226.8	10:31:49.013
13		3:51.619	2:41.686	39.589	30.344		10:40:15.957	11		1:49.319	38.368	38.890	32.061	228.3	10:33:38.332
14		1:47.268	37.089	37.748	32.431	231.2	10:42:03.225	12		1:48.238	37.475	39.129	31.634	228.8	10:35:26.570
15		2:03.593 P	37.107	38.563	47.923	231.7	10:44:06.818	13		1:45.517	37.692	38.346	29.479	227.8	10:37:12.087
16		21:08.754	19:57.421	40.884	30.449		11:05:15.572	14		1:46.275	37.528	39.210	29.537	229.7	10:38:58.362
17		1:47.424	37.954	39.663	29.807	228.8	11:07:02.996	15		1:45.561	37.460	38.387	29.714	227.3	10:40:43.923
18		1:46.411	37.642	39.277	29.492	229.7	11:08:49.407	16		1:52.118 P	38.582	39.961	33.575	227.8	10:42:36.041
19		1:45.636	37.388	38.808	29.440	232.2	11:10:35.043	17		21:39.481	20:26.253	41.183	32.045		11:04:15.522
20		1:55.514 P	37.520	38.696	39.298	231.7	11:12:30.557	18		1:47.127	37.649	39.814	29.664	228.8	11:06:02.649
								19		1:51.905	37.557	38.852	35.496	229.7	11:07:54.554
								20		1:48.974	37.663	41.538	29.773	230.2	11:09:43.528
								21		1:46.240	37.653	38.829	29.758	230.7	11:11:29.768
								22		1:54.574 P	39.233	40.444	34.897	229.7	11:13:24.342





Hungaroring
International GT Open
Free Practice - 1
Lap Analysis



48							72								
1 Philippe Prette			Ferrari 488 GT3				1 Nick Moss			McLaren 720 S GT3					
AM			AF Corse / APM Monaco				PROAM			Optimum Motorsport					
2 Angelo Negro							2 James Pickford								
Lap D	Time	Sector 1	Sector 2	Sector 3	T. Spd	Elapsed	Lap D	Time	Sector 1	Sector 2	Sector 3	T. Spd	Elapsed		
1	10:13:41.290	10:12:18.782	48.319	34.189		10:13:41.290	1	10:12:14.313	10:10:58.742	44.238	31.333		10:12:14.313		
2	1:50.021	38.187	40.220	31.614	229.2	10:15:31.311	2	1:46.425	37.866	39.369	29.190	230.7	10:14:00.738		
3	1:54.983	38.436	43.085	33.462	230.7	10:17:26.294	3	1:45.025	37.203	37.838	29.984	232.2	10:15:45.763		
4	1:46.458	37.568	39.213	29.677	231.2	10:19:12.752	4	1:44.591	37.496	38.058	29.037	233.7	10:17:30.354		
5	1:49.180	37.414	40.113	31.653	233.2	10:21:01.932	5	1:43.717	36.956	37.861	28.900	233.7	10:19:14.071		
6	1:49.370	40.441	39.073	29.856	231.7	10:22:51.302	6	1:46.535	36.945	38.863	30.727	234.2	10:21:00.606		
7	1:46.288	37.803	39.160	29.325	232.7	10:24:37.590	7	1:43.657	36.953	37.782	28.922	233.2	10:22:44.263		
8	1:45.582	37.354	38.795	29.433	231.2	10:26:23.172	8	1:55.636 P	41.929	40.643	33.064	233.7	10:24:39.899		
9	1:45.661	37.216	38.939	29.506	232.2	10:28:08.833	9	4:06.273	2:56.156	40.061	30.056		10:28:46.172		
10	1:46.267	37.561	38.968	29.738	231.7	10:29:55.100	10	1:47.567	38.065	39.663	29.839	229.7	10:30:33.739		
11	1:46.149	37.617	39.113	29.419	231.2	10:31:41.249	11	1:47.807	38.120	39.950	29.737	231.2	10:32:21.546		
12	1:45.866	37.590	38.756	29.520	231.7	10:33:27.115	12	1:46.214	37.738	38.994	29.482	231.7	10:34:07.760		
13	1:46.139	37.419	39.093	29.627	231.7	10:35:13.254	13	1:45.565	37.576	38.528	29.461	231.2	10:35:53.325		
14	1:51.956 P	38.029	39.295	34.632	231.7	10:37:05.210	14	1:45.906	37.592	38.927	29.387	231.7	10:37:39.231		
15	4:20.268	3:01.641	40.234	38.393		10:41:25.478	15	1:46.544	37.722	39.026	29.796	231.7	10:39:25.775		
16	1:53.768 P	37.939	39.586	36.243	229.7	10:43:19.246	16	1:48.139	38.694	39.816	29.629	231.7	10:41:13.914		
17	20:40.358	19:28.042	40.499	31.817		11:03:59.604	17	1:46.295	37.545	38.912	29.838	231.7	10:43:00.209		
18	1:51.984	38.037	43.643	30.304	228.8	11:05:51.588	18	2:32.574 P	50.423	59.351	42.800	199.6	10:45:32.783		
19	1:51.891	38.226	42.636	31.029	230.2	11:07:43.479	19	19:28.100	18:16.635	40.767	30.698		11:05:00.883		
20	1:48.151	38.011	39.868	30.272	231.2	11:09:31.630	20	1:56.759 P	38.208	40.429	38.122	229.7	11:06:57.642		
21	1:47.439	37.708	39.615	30.116	231.7	11:11:19.069	77						1 Marcin Jedlinski		Mercedes AMG GT3 - 2020
22	1:52.256 P	38.023	39.292	34.941	232.2	11:13:11.325	PROAM			2 Mateusz Lisowski			Olimp Racing		

59							77						
1 Miguel Ramos			McLaren 720 s				1 Marcin Jedlinski			Mercedes AMG GT3 - 2020			
PRO			Teo Martin Motorsport				PROAM			Olimp Racing			
2 Henrique Chaves							2 Mateusz Lisowski						
Lap D	Time	Sector 1	Sector 2	Sector 3	T. Spd	Elapsed	Lap D	Time	Sector 1	Sector 2	Sector 3	T. Spd	Elapsed
1	10:13:51.869	10:12:36.851	42.904	32.114		10:13:51.869	1	10:12:31.284	10:11:21.643	40.182	29.459		10:12:31.284
2	1:47.845	38.906	39.610	29.329	228.8	10:15:39.714	2	1:43.789	37.141	37.610	29.038	226.8	10:14:15.073
3	1:44.893	37.273	38.339	29.281	231.7	10:17:24.607	3	1:55.670	37.148	44.650	33.872	229.2	10:16:10.743
4	1:43.626	36.993	37.819	28.814	233.2	10:19:08.233	4	1:43.821	36.895	37.464	29.462	229.7	10:17:54.564
5	1:42.903	36.728	37.506	28.669	233.7	10:20:51.136	5	1:43.540	36.953	37.445	29.142	229.7	10:19:38.104
6	1:48.218 P	37.160	38.782	32.276	232.2	10:22:39.354	6	1:48.138 P	37.352	37.831	32.955	229.7	10:21:26.242
7	7:30.309	6:23.090	38.171	29.048		10:30:09.663	7	8:20.169	7:11.099	39.194	29.876		10:29:46.411
8	1:43.521	36.870	37.799	28.852	232.2	10:31:53.184	8	2:11.127 P	49.995	41.796	39.336	142.6	10:31:57.538
9	1:43.671	36.665	37.663	29.343	232.7	10:33:36.855	9	2:52.437	1:43.815	39.193	29.429		10:34:49.975
10	1:44.015	36.727	37.975	29.313	233.2	10:35:20.870	10	1:45.947	37.879	38.769	29.299	227.8	10:36:35.922
11	1:46.384 P	36.855	37.721	31.808	233.2	10:37:07.254	11	1:45.323	37.692	38.294	29.337	227.8	10:38:21.245
12	6:50.657 P	5:18.023	46.657	45.977		10:43:57.911	12	1:46.140	37.935	38.708	29.497	227.3	10:40:07.385
13	20:30.823	19:19.311	41.297	30.215		11:04:28.734	13	1:46.105	37.785	38.775	29.545	227.3	10:41:53.490
14	1:46.424	37.860	39.246	29.318	231.2	11:06:15.158	14	2:09.177 P	37.660	43.361	48.156	228.8	10:44:02.667
15	1:45.941	37.263	39.116	29.562	231.7	11:08:01.099	15	20:15.711	19:04.942	40.005	30.764		11:04:18.378
16	1:45.438	37.319	38.894	29.225	233.2	11:09:46.537	16	1:46.776	38.021	39.225	29.530	227.3	11:06:05.154
17	1:45.341	37.308	38.759	29.274	234.2	11:11:31.878	17	1:48.036	37.673	40.121	30.242	227.8	11:07:53.190
18	2:20.390 P	46.466	48.623	45.301	184.3	11:13:52.268	18	1:46.410	37.871	38.924	29.615	229.7	11:09:39.600
							19	1:46.469	37.726	39.267	29.476	228.3	11:11:26.069
							20	1:57.199 P	41.548	41.032	34.619	203.7	11:13:23.268





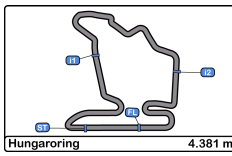
Hungaroring
International GT Open
Free Practice - 1
Lap Analysis



88 1 Patryk Krupinski Mercedes AMG GT3 - 2016
 PROAM 2 Christian Klien JP Motorsport

Lap	D	Time	Sector 1	Sector 2	Sector 3	T. Spd	Elapsed
1		10:14:10.943	10:12:57.247	42.672	31.024		10:14:10.943
2		2:04.566	39.797	52.021	32.748	228.3	10:16:15.509
3		1:43.523	37.076	37.726	28.721	229.7	10:17:59.032
4		1:43.172	36.853	37.477	28.842	231.2	10:19:42.204
5		1:58.608	42.114	44.839	31.655	231.2	10:21:40.812
6		1:49.179 P	37.015	38.733	33.431	230.2	10:23:29.991
7		5:44.230	4:33.577	40.522	30.131		10:29:14.221
8		1:47.477	38.063	39.675	29.739	228.3	10:31:01.698
9		1:45.996	37.597	39.134	29.265	230.2	10:32:47.694
10		1:44.994	37.309	38.435	29.250	231.7	10:34:32.688
11		1:48.767	37.579	41.253	29.935	230.7	10:36:21.455
12		1:46.138	37.664	39.035	29.439	230.7	10:38:07.593
13		1:45.830	37.351	39.068	29.411	229.7	10:39:53.423
14		1:46.096	37.534	38.888	29.674	231.2	10:41:39.519
15		2:03.874 P	37.594	41.055	45.225	232.7	10:43:43.393
16		20:33.741 P	19:19.648	39.836	34.257		11:04:17.134
17		2:56.023 P	1:40.561	40.561	34.901		11:07:13.157
18		2:49.149	1:41.866	38.292	28.991		11:10:02.306
19		1:52.258 P	36.916	38.244	37.098	233.7	11:11:54.564



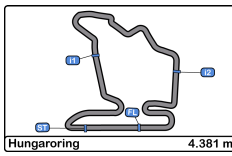


Hungaroring
International GT Open
Free Practice - 1
Best Sectors Results



Sector - 1				Sector - 2				Sector - 3				Ideal Lap vs Best Lap				
Clas	Nº	Driver	Time	Nº	Driver	Time	Nº	Driver	Time	Clas	Nº	Driver	Ideal Lap	Best Lap	Clas	
1	11	Schiller - "Max"	36.570	47	Sattler - Bastian	37.214	17	Prette - Abril	28.625	1	47	Sattler - Bastian	1:42.474	1:42.587	1	
2	47	Sattler - Bastian	36.609	17	Prette - Abril	37.237	47	Sattler - Bastian	28.651	2	17	Prette - Abril	1:42.536	1:42.705	2	
3	16	Hahn - Khodair	36.660	11	Schiller - "Max"	37.336	59	Ramos - Chaves	28.669	3	11	Schiller - "Max"	1:42.631	1:42.710	3	
4	59	Ramos - Chaves	36.665	77	Jedlinski - Lisowski	37.445	16	Hahn - Khodair	28.689	4	59	Ramos - Chaves	1:42.840	1:42.903	4	
5	17	Prette - Abril	36.674	88	Krupinski - Klien	37.477	88	Krupinski - Klien	28.721	5	16	Hahn - Khodair	1:42.918	1:43.144	5	
6	44	Scholze - Liebhauser	36.711	59	Ramos - Chaves	37.506	11	Schiller - "Max"	28.725	6	88	Krupinski - Klien	1:43.051	1:43.172	6	
7	7	Iribe - Millroy	36.775	16	Hahn - Khodair	37.569	7	Iribe - Millroy	28.799	7	7	Iribe - Millroy	1:43.283	1:43.457	7	
8	26	Crestani - Mettler	36.810	7	Iribe - Millroy	37.709	72	Moss - Pickford	28.900	8	77	Jedlinski - Lisowski	1:43.378	1:43.540	8	
9	88	Krupinski - Klien	36.853	34	Yoluc - Eastwood	37.748	26	Crestani - Mettler	28.968	9	26	Crestani - Mettler	1:43.531	1:43.767	10	
10	28	Coletti - Razvan	36.853	26	Crestani - Mettler	37.753	34	Yoluc - Eastwood	28.972	10	72	Moss - Pickford	1:43.627	1:43.657	9	
11	77	Jedlinski - Lisowski	36.895	28	Coletti - Razvan	37.774	77	Jedlinski - Lisowski	29.038	11	34	Yoluc - Eastwood	1:43.635	1:44.059	12	
12	34	Yoluc - Eastwood	36.915	72	Moss - Pickford	37.782	44	Scholze - Liebhauser	29.088	12	28	Coletti - Razvan	1:43.725	1:44.105	13	
13	72	Moss - Pickford	36.945	44	Scholze - Liebhauser	38.065	28	Coletti - Razvan	29.098	13	44	Scholze - Liebhauser	1:43.864	1:43.983	11	
14	48	Prette - Negro	37.216	48	Prette - Negro	38.756	22	Niki Leutwiler	29.270	14	48	Prette - Negro	1:45.297	1:45.582	14	
15	22	Niki Leutwiler	37.455	22	Niki Leutwiler	38.869	48	Prette - Negro	29.325	15	22	Niki Leutwiler	1:45.594	1:45.830	15	
16	4	Konopka - Mikulasko	37.660	4	Konopka - Mikulasko	38.961	4	Konopka - Mikulasko	29.388	16	4	Konopka - Mikulasko	1:46.009	1:46.156	16	
17	13	Moiseev - Nesov	37.751	13	Moiseev - Nesov	39.387	13	Moiseev - Nesov	29.746	17	13	Moiseev - Nesov	1:46.884	1:47.055	17	
18	5	Stanislaw Jedlinski	38.132	5	Stanislaw Jedlinski	39.540	5	Stanislaw Jedlinski	29.897	18	5	Stanislaw Jedlinski	1:47.569	1:47.827	18	



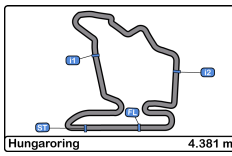


Hungaroring
International GT Open
Free Practice - 1
Best 5 Lap Times



Cl	N°	Entrant/Team	Nat	Driver 1	Nat	Status	Driver 2	Nat	Status	Vehicle	Cat	Cl	Best 1		Best 2		Best 3		Best 4		Best 5	
													Time	Lap	Time	Lap	Time	Lap	Time	Lap	Time	Lap
1	47	HTP - Winward Motorsport	DEU	Markus Sattler	DEU		Nico Bastian	DEU		Mercedes AMG GT3 - 2020	PROAM	1	1:42.587	6	1:42.622	5	1:42.826	7	1:42.851	3	1:45.340	4
2	17	AF Corse / APM Monaco	ITA	Louis Prette	ITA		Vincent Abril	MCO		Ferrari 488 GT3	PRO	1	1:42.705	5	1:42.798	4	1:43.428	2	1:44.282	17	1:44.383	16
3	11	GetSpeed Performance	DEU	Fabian Schiller	DEU		"Max"	DEU		Mercedes AMG GT3 - 2020	PROAM	2	1:42.710	5	1:42.928	2	1:43.231	4	1:44.427	16	1:45.598	10
4	59	Teo Martin Motorsport	ESP	Miguel Ramos	ESP		Henrique Chaves	PRT		McLaren 720 s	PRO	2	1:42.903	5	1:43.521	8	1:43.626	4	1:43.671	9	1:44.015	10
5	16	Teo Martin Motorsport	ESP	Marcelo Hahn	BRA		Allam Khodair	BRA		McLaren 720 s	PROAM	3	1:43.144	3	1:43.183	4	1:43.355	5	1:43.460	10	1:43.588	2
6	88	JP Motorsport	POL	Patryk Krupinski	POL		Christian Klien	AUT		Mercedes AMG GT3 - 2016	PROAM	4	1:43.172	4	1:43.523	3	1:44.994	10	1:45.830	13	1:45.996	9
7	7	Optimum Motorsport	GBR	Brendan Iribe	USA		Ollie Millroy	GBR		McLaren 720 S GT3	PROAM	5	1:43.457	3	1:43.599	6	1:43.700	5	1:43.862	10	1:44.021	4
8	77	Olimp Racing	POL	Marcin Jedlinski	POL		Mateusz Lisowski	POL		Mercedes AMG GT3 - 2020	PROAM	6	1:43.540	5	1:43.789	2	1:43.821	4	1:45.323	11	1:45.947	10
9	72	Optimum Motorsport	GBR	Nick Moss	GBR		James Pickford	GBR		McLaren 720 S GT3	PROAM	7	1:43.657	7	1:43.717	5	1:44.591	4	1:45.025	3	1:45.565	13
10	26	Lazarus Racing	ITA	Fabrizio Crestani	ITA		Yannick Mettler	CHE		Bentley Continental GT3	PRO	3	1:43.767	3	1:43.981	8	1:44.438	13	1:44.492	5	1:44.535	9
11	44	GetSpeed Performance	DEU	Florian Scholze	DEU		Jens Liebhauser	DEU		Mercedes AMG GT3 - 2020	AM	1	1:43.983	5	1:43.998	6	1:44.195	14	1:44.690	13	1:44.711	12
12	34	TF Sport	GBR	Salih Yoluc	TUR		Charlie Eastwood	IRL		Aston Martin	PRO	4	1:44.059	11	1:44.122	4	1:44.292	10	1:45.017	3	1:45.636	19
13	28	Lazarus Racing	ITA	Stefano Coletti	MCO		Petru Razvan	MCO		Bentley Continental GT3	PRO	5	1:44.105	9	1:44.365	2	1:44.762	8	1:45.006	14	1:45.046	16
14	48	AF Corse / APM Monaco	ITA	Philippe Prette	MCO		Angelo Negro	ITA		Ferrari 488 GT3	AM	2	1:45.582	8	1:45.661	9	1:45.866	12	1:46.139	13	1:46.149	11
15	22	PZ Oberer Zürichsee by TFT	CHE	Niki Leutwiler	CHE			CHE		Porsche GT3-R	AM	3	1:45.830	10	1:46.022	11	1:46.101	16	1:46.231	9	1:46.474	17
16	4	ARC Bratislava-SK	SVK	Miro Konopka	SVK		Zdeno Mikulasko	SVK		Lamborghini Huracan GT3 EVO	AM	4	1:46.156	16	1:46.325	17	1:47.041	11	1:47.657	15	1:48.041	18
17	13	AKM Motorsport	RUS	Alexander Moiseev	RUS		Alexey Nesov	RUS		Mercedes AMG GT3 - 2020	AM	5	1:47.055	12	1:47.562	8	1:47.630	3	1:47.659	9	1:47.883	7
18	5	Olimp Racing	POL	Stanislav Jedlinski	POL					Mercedes AMG GT3 - 2020	AM	6	1:47.827	10	1:48.132	6	1:48.150	16	1:48.344	5	1:48.358	14



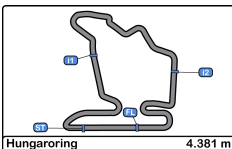


Hungaroring
International GT Open
Free Practice - 1
Best 5 Top Speeds



Cl	Nº	Entrant/Team	Nat	Driver 1	Nat	Driver 2	Nat	Vehicle	Cat	Cl	Top 1		Top 2		Top 3		Top 4		Top 5		Avg
											Km/h	Lap	Km/h	Lap	Km/h	Lap	Km/h	Lap	Km/h	Lap	
1	26	Lazarus Racing	ITA	Fabrizio Crestani	ITA	Yannick Mettler	CHE	Bentley Continental GT3	PRO	1	239.4	21	237.8	20	236.8	15	236.8	18	235.8	13	237.3
2	28	Lazarus Racing	ITA	Stefano Coletti	MCO	Petru Razvan	ROU	Bentley Continental GT3	PRO	2	236.8	15	235.8	16	235.2	10	235.2	17	234.7	3	235.6
3	16	Teo Martin Motorsport	ESP	Marcelo Hahn	BRA	Allam Khodair	BRA	McLaren 720 s	PROAM	1	235.2	4	234.7	5	234.7	6	234.7	12	234.2	9	234.7
4	7	Optimum Motorsport	GBR	Brendan Iribe	USA	Ollie Millroy	GBR	McLaren 720 S GT3	PROAM	2	234.2	4	233.7	5	233.2	3	232.7	12	232.7	18	233.3
5	44	GetSpeed Performance	DEU	Florian Scholze	DEU	Jens Liebhauser	DEU	Mercedes AMG GT3 - 2020	AM	1	234.2	4	233.7	5	233.2	6	232.7	3	232.7	16	233.3
6	59	Teo Martin Motorsport	ESP	Miguel Ramos	PRT	Henrique Chaves	PRT	McLaren 720 s	PRO	3	234.2	17	233.7	5	233.2	4	233.2	10	233.2	11	233.5
7	72	Optimum Motorsport	GBR	Nick Moss	GBR	James Pickford	GBR	McLaren 720 S GT3	PROAM	3	234.2	6	233.7	4	233.7	5	233.7	8	233.2	7	233.7
8	11	GetSpeed Performance	DEU	Fabian Schiller	DEU	"Max"	DEU	Mercedes AMG GT3 - 2020	PROAM	4	233.7	4	233.2	5	232.2	2	232.2	6	232.2	13	232.7
9	17	AF Corse / APM Monaco	ITA	Louis Prette	MCO	Vincent Abril	MCO	Ferrari 488 GT3	PRO	4	233.7	17	232.7	5	232.7	16	231.7	3	231.7	4	232.5
10	88	JP Motorsport	POL	Patryk Krupinski	POL	Christian Klien	AUT	Mercedes AMG GT3 - 2016	PROAM	5	233.7	19	232.7	15	231.7	10	231.2	4	231.2	5	232.1
11	48	AF Corse / APM Monaco	ITA	Philippe Prette	MCO	Angelo Negro	ITA	Ferrari 488 GT3	AM	2	233.2	5	232.7	7	232.2	9	232.2	22	231.7	6	232.4
12	34	TF Sport	GBR	Salih Yoluc	TUR	Charlie Eastwood	IRL	Aston Martin	PRO	5	232.7	5	232.2	12	232.2	19	231.7	11	231.7	15	232.1
13	47	HTP - Winward Motorsport	DEU	Markus Sattler	DEU	Nico Bastian	DEU	Mercedes AMG GT3 - 2020	PROAM	6	232.7	5	232.7	6	231.7	3	231.7	4	231.7	7	232.1
14	22	PZ Oberer Zürichsee by TFT	CHE	Niki Leutwiler	CHE			Porsche GT3-R	AM	3	232.2	15	232.2	17	231.7	9	231.7	11	231.7	16	231.9
15	13	AKM Motorsport	SMR	Alexander Moiseev	RUS	Alexey Nesov	RUS	Mercedes AMG GT3 - 2020	AM	4	231.7	3	228.8	4	228.3	7	228.3	8	228.3	10	229.1
16	5	Olimp Racing	POL	Stanislaw Jedlinski	POL			Mercedes AMG GT3 - 2020	AM	5	230.7	17	229.7	12	229.2	7	228.8	4	228.8	8	229.4
17	77	Olimp Racing	POL	Marcin Jedlinski	POL	Mateusz Lisowski	POL	Mercedes AMG GT3 - 2020	PROAM	7	229.7	4	229.7	5	229.7	6	229.7	18	229.2	3	229.6
18	4	ARC Bratislava-SK	SVK	Miro Konopka	SVK	Zdeno Mikulasko	SVK	Lamborghini Huracan GT3 EVO	AM	6	227.8	17	227.8	18	227.3	12	227.3	16	226.8	11	227.4



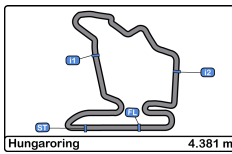


Hungaroring
International GT Open
Free Practice - 1
Fastest Laps Sequence



Lap	Time of Day	Session Time	Nº	Entrant/Team	Nat	Driver 1	Nat	Driver 2	Nat	Vehicle	Cat	Time	Km/h
2	10:13:33.160	3:33.160	11	GetSpeed Performance		Fabian Schiller		"Max"		Mercedes AMG GT3 - 2020	PROAM	1:42.928	153.2
3	10:15:28.736	5:28.736	47	HTP - Winward Motorsport		Markus Sattler		Nico Bastian		Mercedes AMG GT3 - 2020	PROAM	1:42.851	153.3
5	10:18:47.515	8:47.515	11	GetSpeed Performance		Fabian Schiller		"Max"		Mercedes AMG GT3 - 2020	PROAM	1:42.710	153.5
5	10:18:56.698	8:56.698	47	HTP - Winward Motorsport		Markus Sattler		Nico Bastian		Mercedes AMG GT3 - 2020	PROAM	1:42.622	153.6
6	10:20:39.285	10:39.285	47	HTP - Winward Motorsport		Markus Sattler		Nico Bastian		Mercedes AMG GT3 - 2020	PROAM	1:42.587	153.7



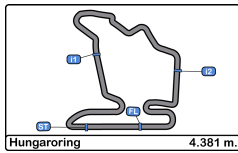


Hungaroring
International GT Open
Free Practice - 1
Event Best Maximum Speed



Nº	Entrant/Team	Nat	Driver 1	Nat	Driver 2	Nat	Vehicle	Cat	Km/h	Session
26	Lazarus Racing	ITA	Fabrizio Crestani	ITA	Yannick Mettler	CHE	Bentley Continental GT3	PRO	239.4	Free Practice - 1
28	Lazarus Racing	ITA	Stefano Coletti	MCO	Petru Razvan	ROU	Bentley Continental GT3	PRO	236.8	Free Practice - 1
16	Teo Martin Motorsport	ESP	Marcelo Hahn	BRA	Allam Khodair	BRA	McLaren 720 s	PROAM	235.2	Free Practice - 1
44	GetSpeed Performance	DEU	Florian Scholze	DEU	Jens Liebhauser	DEU	Mercedes AMG GT3 - 2020	AM	234.2	Free Practice - 1
72	Optimum Motorsport	GBR	Nick Moss	GBR	James Pickford	GBR	McLaren 720 S GT3	PROAM	234.2	Free Practice - 1
7	Optimum Motorsport	GBR	Brendan Iribe	USA	Ollie Millroy	GBR	McLaren 720 S GT3	PROAM	234.2	Free Practice - 1
59	Teo Martin Motorsport	ESP	Miguel Ramos	PRT	Henrique Chaves	PRT	McLaren 720 s	PRO	234.2	Free Practice - 1
11	GetSpeed Performance	DEU	Fabian Schiller	DEU	"Max"	DEU	Mercedes AMG GT3 - 2020	PROAM	233.7	Free Practice - 1
17	AF Corse / APM Monaco	ITA	Louis Prette	MCO	Vincent Abril	MCO	Ferrari 488 GT3	PRO	233.7	Free Practice - 1
88	JP Motorsport	POL	Patryk Krupinski	POL	Christian Klien	AUT	Mercedes AMG GT3 - 2016	PROAM	233.7	Free Practice - 1
48	AF Corse / APM Monaco	ITA	Philippe Prette	MCO	Angelo Negro	ITA	Ferrari 488 GT3	AM	233.2	Free Practice - 1
47	HTP - Winward Motorsport	DEU	Markus Sattler	DEU	Nico Bastian	DEU	Mercedes AMG GT3 - 2020	PROAM	232.7	Free Practice - 1
34	TF Sport	GBR	Salih Yoluc	TUR	Charlie Eastwood	IRL	Aston Martin	PRO	232.7	Free Practice - 1
22	PZ Oberer Zürichsee by TFT	CHE	Niki Leutwiler	CHE			Porsche GT3-R	AM	232.2	Free Practice - 1
13	AKM Motorsport	SMR	Alexander Moiseev	RUS	Alexey Nesov	RUS	Mercedes AMG GT3 - 2020	AM	231.7	Free Practice - 1
5	Olimp Racing	POL	Stanislaw Jedlinski	POL			Mercedes AMG GT3 - 2020	AM	230.7	Free Practice - 1
77	Olimp Racing	POL	Marcin Jedlinski	POL	Mateusz Lisowski	POL	Mercedes AMG GT3 - 2020	PROAM	229.7	Free Practice - 1
4	ARC Bratislava-SK	SVK	Miro Konopka	SVK	Zdeno Mikulasko	SVK	Lamborghini Huracan GT3 EVO	AM	227.8	Free Practice - 1





Hungaroring International GT Open Free Practice - 1 Pit Stop Analysis



5 Stanislaw Jedlinski AM Olimp Racing
Mercedes AMG GT3 - 2020

Nr.	In Day Time	In Time	Out Time	Pit Time	T. Pit Time	Handicap	Penalty
1	10:33:59.862	10:33:59.862	11:02:43.164	28:43.302	28:43.302		

7 Brendan Iribe PROAM Optimum Motorsport
Ollie Millroy McLaren 720 S GT3

Nr.	In Day Time	In Time	Out Time	Pit Time	T. Pit Time	Handicap	Penalty
1	10:27:59.012	10:27:59.012	10:32:30.362	4:31.350	4:31.350		
2	10:41:12.575	10:41:12.575	10:42:39.504	1:26.929	5:58.279		
3	10:44:44.541	10:44:44.541	11:02:20.925	17:36.384	23:34.663		

11 Fabian Schiller PROAM GetSpeed Performance
"Max" Mercedes AMG GT3 - 2020

Nr.	In Day Time	In Time	Out Time	Pit Time	T. Pit Time	Handicap	Penalty
1	10:20:32.858	10:20:32.858	10:25:06.423	4:33.565	4:33.565		
2	10:34:04.289	10:34:04.289	10:38:23.645	4:19.356	8:52.921		
3	10:44:02.193	10:44:02.193	11:02:06.786	18:04.593	26:57.514		
4	11:07:23.041	11:07:23.041	11:08:41.484	1:18.443	28:15.957		

13 Alexander Moiseev AM AKM Motorsport
Alexey Nesov Mercedes AMG GT3 - 2020

Nr.	In Day Time	In Time	Out Time	Pit Time	T. Pit Time	Handicap	Penalty
1	10:21:43.830	10:21:43.830	10:23:31.614	1:47.784	1:47.784		
2	10:32:31.805	10:32:31.805	10:37:58.298	5:26.493	7:14.277		

16 Marcelo Hahn PROAM Teo Martin Motorsport
Allam Khodair McLaren 720 s

Nr.	In Day Time	In Time	Out Time	Pit Time	T. Pit Time	Handicap	Penalty
1	10:21:35.436	10:21:35.436	10:30:58.401	9:22.965	9:22.965		

17 Louis Prette PRO AF Corse / APM Monaco
Vincent Abril Ferrari 488 GT3

Nr.	In Day Time	In Time	Out Time	Pit Time	T. Pit Time	Handicap	Penalty
1	10:22:39.580	10:22:39.580	10:25:24.346	2:44.766	2:44.766		
2	10:34:19.716	10:34:19.716	10:39:51.459	5:31.743	8:16.509		
3	10:43:33.619	10:43:33.619	11:02:10.672	18:37.053	26:53.562		

22 Niki Leutwiler AM PZ Oberer Zürichsee by TFT
Porsche GT3-R

Nr.	In Day Time	In Time	Out Time	Pit Time	T. Pit Time	Handicap	Penalty
1	10:23:36.019	10:23:36.019	10:27:35.297	3:59.278	3:59.278		
2	10:38:17.867	10:38:17.867	11:02:15.109	23:57.242	27:56.520		

26 Fabrizio Crestani PRO Lazarus Racing
Yannick Mettler Bentley Continental GT3

Nr.	In Day Time	In Time	Out Time	Pit Time	T. Pit Time	Handicap	Penalty
1	10:23:11.711	10:23:11.711	10:26:08.963	2:57.252	2:57.252		
2	10:41:57.992	10:41:57.992	11:02:19.295	20:21.303	23:18.555		

28 Stefano Coletti PRO Lazarus Racing
Petru Razvan Bentley Continental GT3

Nr.	In Day Time	In Time	Out Time	Pit Time	T. Pit Time	Handicap	Penalty
1	10:23:25.250	10:23:25.250	10:29:05.895	5:40.645	5:40.645		
2	10:36:40.919	10:36:40.919	10:41:52.386	5:11.467	10:52.112		
3	10:43:56.382	10:43:56.382	11:02:17.010	18:20.628	29:12.740		

34 Salih Yoluc PRO TF Sport
Charlie Eastwood Aston Martin

Nr.	In Day Time	In Time	Out Time	Pit Time	T. Pit Time	Handicap	Penalty
1	10:19:25.837	10:19:25.837	10:21:36.021	2:10.184	2:10.184		
2	10:27:08.761	10:27:08.761	10:29:17.422	2:08.661	4:18.845		
3	10:36:21.922	10:36:21.922	10:38:25.604	2:03.682	6:22.527		
4	10:44:04.263	10:44:04.263	11:03:26.627	19:22.364	25:44.891		

44 Florian Scholze AM GetSpeed Performance
Jens Liebhauser Mercedes AMG GT3 - 2020

Nr.	In Day Time	In Time	Out Time	Pit Time	T. Pit Time	Handicap	Penalty
1	10:22:27.059	10:22:27.059	10:27:22.956	4:55.897	4:55.897		
2	10:43:12.290	10:43:12.290	11:03:02.706	19:50.416	24:46.313		
3	11:04:52.145	11:04:52.145	11:06:24.427	1:32.282	26:18.595		
4	11:08:11.683	11:08:11.683	11:09:29.497	1:17.814	27:36.409		

47 Markus Sattler PROAM HTP - Winward Motorsport
Nico Bastian Mercedes AMG GT3 - 2020

Nr.	In Day Time	In Time	Out Time	Pit Time	T. Pit Time	Handicap	Penalty
1	10:24:07.996	10:24:07.996	10:28:15.329	4:07.333	4:07.333		
2	10:42:33.580	10:42:33.580	11:02:24.135	19:50.555	23:57.888		

48 Philippe Prette AM AF Corse / APM Monaco
Angelo Negro Ferrari 488 GT3

Nr.	In Day Time	In Time	Out Time	Pit Time	T. Pit Time	Handicap	Penalty
1	10:37:02.766	10:37:02.766	10:39:28.183	2:25.417	2:25.417		
2	10:43:16.792	10:43:16.792	11:02:08.822	18:52.030	21:17.447		

59 Miguel Ramos PRO Teo Martin Motorsport
Henrique Chaves McLaren 720 s

Nr.	In Day Time	In Time	Out Time	Pit Time	T. Pit Time	Handicap	Penalty
1	10:13:51.288	10:13:51.288	10:28:26.970	14:35.682	14:35.682		
2	10:15:39.143	10:15:39.143	10:41:47.309	26:08.166	26:08.166		
3	10:17:24.037	10:17:24.037	11:02:37.945	45:13.908	45:13.908		

72 Nick Moss PROAM Optimum Motorsport
James Pickford McLaren 720 S GT3

Nr.	In Day Time	In Time	Out Time	Pit Time	T. Pit Time	Handicap	Penalty
1	10:24:37.291	10:24:37.291	10:26:59.448	2:22.157	2:22.157		
2	10:45:30.649	10:45:30.649	11:03:12.944	17:42.295	20:04.452		

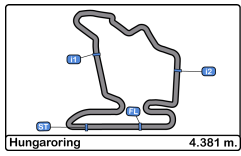
77 Marcin Jedlinski PROAM Olimp Racing
Mateusz Lisowski Mercedes AMG GT3 - 2020

Nr.	In Day Time	In Time	Out Time	Pit Time	T. Pit Time	Handicap	Penalty
1	10:21:23.386	10:21:23.386	10:28:00.309	6:36.923	6:36.923		
2	10:31:55.090	10:31:55.090	10:33:05.282	1:10.192	7:47.115		
3	10:44:00.179	10:44:00.179	11:02:30.804	18:30.625	26:17.740		

88 Patryk Krupinski PROAM JP Motorsport
Christian Klien Mercedes AMG GT3 - 2016

Nr.	In Day Time	In Time	Out Time	Pit Time	T. Pit Time	Handicap	Penalty
1	10:23:27.574	10:23:27.574	10:27:26.754	3:59.180	3:59.180		
2	10:43:40.721	10:43:40.721	11:02:25.833	18:45.112	22:44.292		
3	11:04:14.375	11:04:14.375	11:05:20.874	1:06.499	23:50.791		
4	11:07:10.197	11:07:10.197	11:08:19.031	1:08.834	24:59.625		

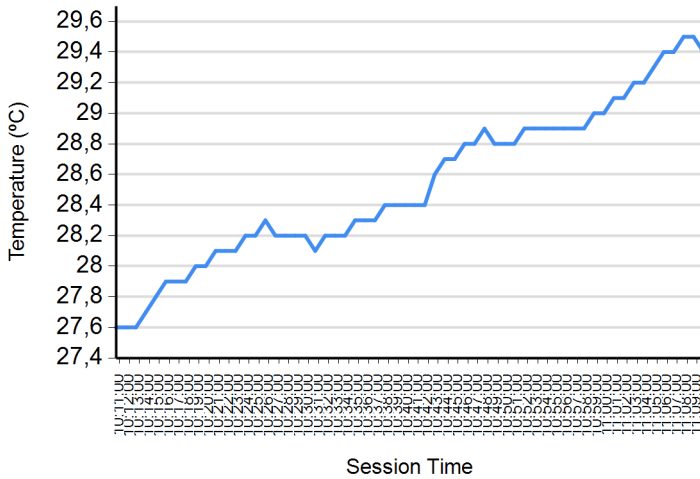




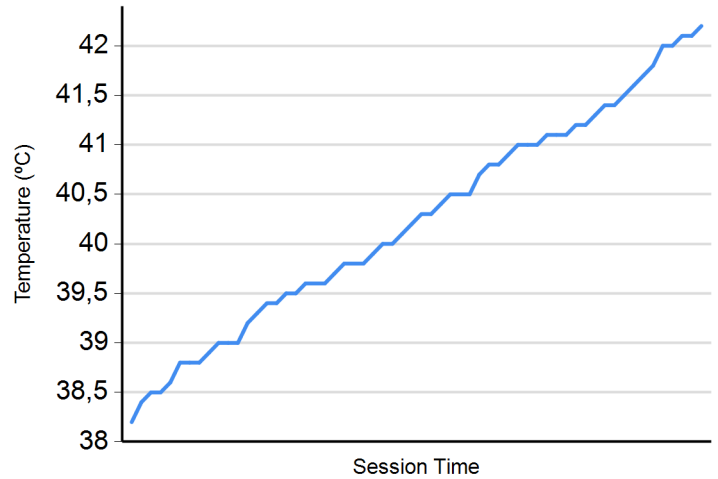
Hungaroring
International GT Open
Free Practice - 1
Weather Report



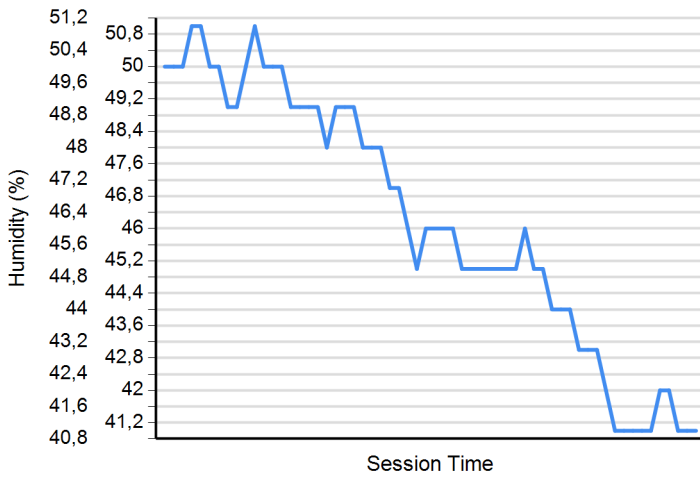
Air Temperature



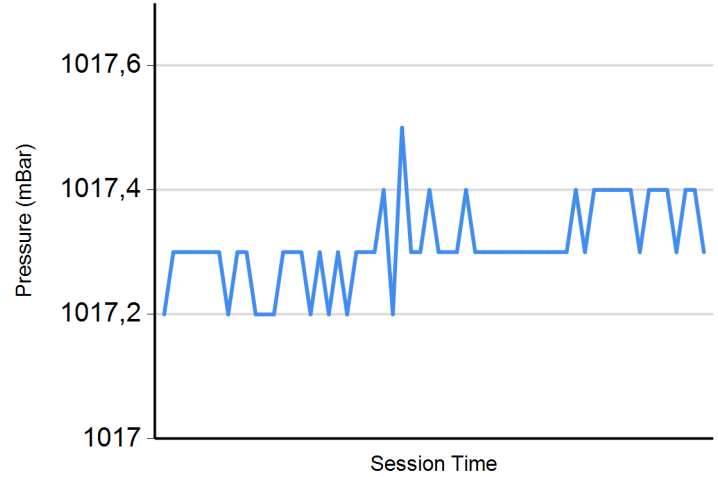
Track Temperature



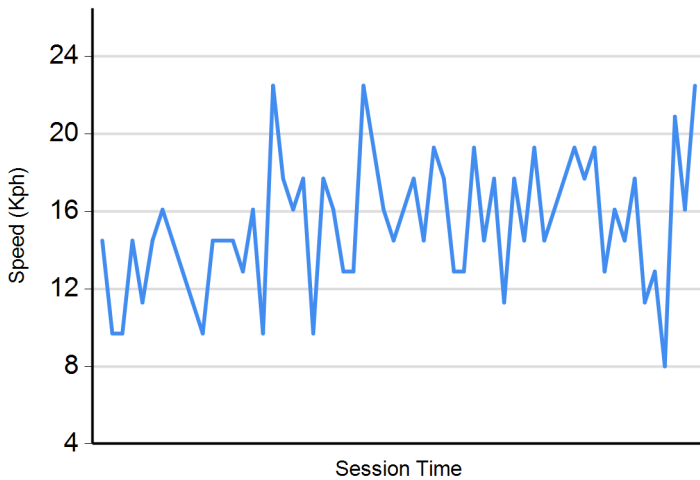
Humidity



Pressure



Wind Speed



Wind direction

North = 0°/360° Est = 90° South = 180° West = 270°

