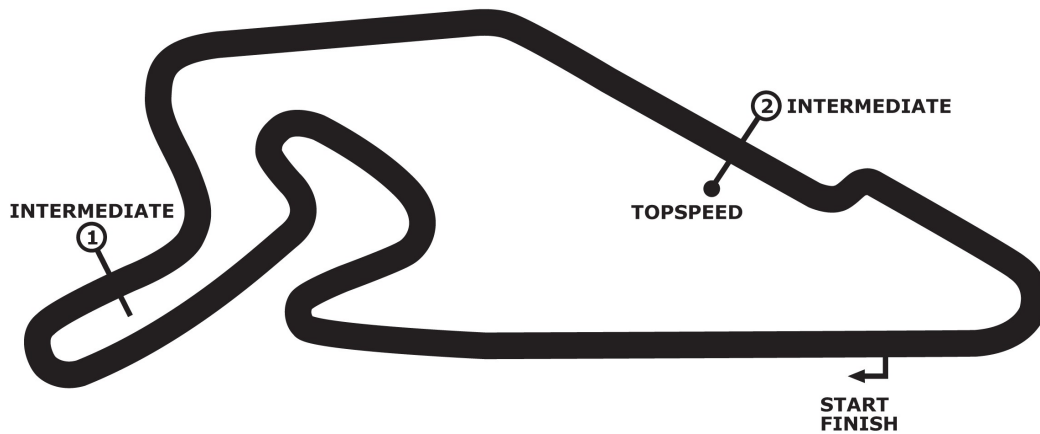


DTM

DTM Nürburgring Sprint

race 1



Nürburgring Sprintstrecke 3629 m

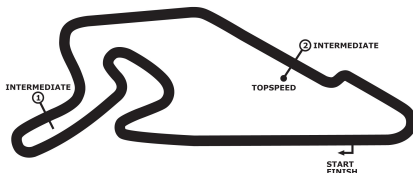
18. - 20.09.2020

DTM Nürburgring Sprint

Nürburgring Sprintstrecke, length 3629

18. - 20.09.2020

DTM



DTM

Result race 1, 19.09.2020

DMSB-Reg.No.: R-11911/20

Rk	No	DRIVER/ENTRANT	CAR	LAPS	TIME	GAP	INT	km/h	BEST	IN
1	4	Robin Frijns (NLD) Audi Sport Team Abt Sportsline	Aral Ultimate Audi RS 5 DTM	39	59:51.551			141.864	1:22.303	2
2	33	René Rast (DEU) Audi Sport Team Rosberg	Audi Sport RS 5 DTM	39	59:52.211	0.660	0.660	141.838	1:22.318	11
3	11	Marco Wittmann (DEU) BMW Team RMG	Schaeffler BMW M4 DTM	39	59:53.124	1.573	0.913	141.802	1:22.388	30
4	25	Philipp Eng (AUT) BMW Team RBM	ZF BMW M4 DTM	39	59:54.535	2.984	1.411	141.746	1:22.333	30
5	51	Nico Müller (CHE) Audi Sport Team Abt Sportsline	Castrol EDGE Audi RS 5 DTM	39	59:56.294	4.743	1.759	141.677	1:21.785	13
6	27	Jonathan Aberdein (RSA) BMW Team RMR	CATL BMW M4 DTM	39	59:56.762	5.211	0.468	141.658	1:22.588	33
7	62	Ferdinand Habsburg (AUT) WRT Team Audi Sport	WRT Audi RS 5 DTM	39	1:00:00.064	8.513	3.302	141.528	1:22.959	35
8	31	Sheldon Van der Linde (RSA) BMW Team RBM	Shell BMW M4 DTM	39	1:00:00.397	8.846	0.333	141.515	1:22.511	29
9	99	Mike Rockenfeller (DEU) Audi Sport Team Phoenix	Twin Busch Audi RS5 DTM	39	1:00:06.521	14.970	6.124	141.275	1:22.721	10
10	16	Timo Glock (DEU) BMW Team RMG	iQOO BMW M4 DTM	39	1:00:08.843	17.292	2.322	141.184	1:22.866	11
11	10	Harrison Newey (GBR) WRT Team Audi Sport	WRT Audi RS 5 DTM	39	1:00:09.451	17.900	0.608	141.160	1:23.151	10
12	22	Lucas Auer (AUT) BMW Team RMR	BMW Bank M4 DTM	39	1:00:10.904	19.353	1.453	141.104	1:22.772	8
13	8	Robert Kubica (POL) ORLEN Team ART (ART Grand Pr	BMW M4 CLASS1	39	1:00:28.578	37.027	17.674	140.416	1:22.490	30
14	53	Jamie Green (GBR) Audi Sport Team Rosberg	Akrapovic Audi RS 5 DTM	33	51:44.757	6 Runden	6 Runden	138.860	1:22.524	30
NOT CLASSIFIED										
	13	Fabio Scherer (CHE) WRT Team Audi Sport	WRT Audi RS 5 DTM	20	30:56.490	19 Runden		140.743	1:22.881	2
	28	Loic Duval (FRA) Audi Sport Team Phoenix	BMC Air Filter Audi RS 5 DTM	19	30:56.822	20 Runden		133.682	1:22.202	11

fastest lap: 51 Müller Nico 1:21.785 = 159.741 km/h at lap 13

Issued:	Clerk of the Course:	Timekeeper:	
---------	----------------------	-------------	--

Subject to final scrutineering !



Lapchart: DTM race 1

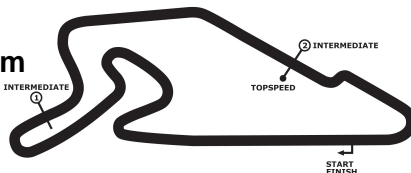
POS	1	2	3	4	5	6	7	8	9	10	11	12	13	14	15	16
LAP 1	4	33	25	51	11	27	62	13	53	16	28	31	99	8	22	10
LAP 2	4	33	25	51	11	27	13	53	16	31	28	99	8	22	10	62
LAP 3	4	33	25	51	11	27	13	53	16	31	28	99	8	22	10	62
LAP 4	4	33	25	51	11	27	13	53	31	16	99	28	22	8	10	62
LAP 5	4	33	25	11	27	31	13	99	28	53	22	16	10	62	8	51
LAP 6	4	33	25	11	27	31	13	99	28	53	22	16	10	62	51	8
LAP 7	4	33	25	11	27	31	13	99	53	22	16	62	10	51	8	28.
LAP 8	4	33	25	11	27	31	13	99	53	22	16	62	51	10	8	28
LAP 9	4	33	25	11	27	31	13	99	53	22	16	62	10	8	51.	28
LAP 10	4	33	25	11	27	31	13	99	53	22	16	62	10	8	51	28
LAP 11	4	33	25	11	27	31	13	99	22	16	10	53.	8	62.	51	28
LAP 12	4	33	25	11	27	31	13	99	22	16	10	8	51	28	53	62
LAP 13	4	33	25	11	27	13	22	31.	16	99.	10	8.	51	28	53	62
LAP 14	4	33	25	11	27	22	16	13.	10	31	51	99	28	53	62	8
LAP 15	4	33	11	27	25.	22	16	10	51	31	99	53	62	13	8	28
LAP 16	4.	33.	11.	27.	22.	16.	10.	25	51	31	99	53	62	13	8	28
LAP 17	4	33	11	25	27	51	31	99	53	62	13	10	8	16	22	28
LAP 18	4	33	11	25	27	51	31	99	53	62	13	10	8	16	22	28
LAP 19	4	11	33	25	51	27	31	62	99	53	16	10	13	8	22	28
LAP 20	4	11	33	25	51	27	31	62	99	53	16	10	13	22	8	
LAP 21	4	11	33	25	51	27	31	62	99	53	16	10	8	22		
LAP 22	4	11	33	25	51	27	31	62	99	16	10	53.	8	22		
LAP 23	4	11	33	25	51	27	31	62	99	16	10	8	22	53		
LAP 24	4	11	33	25	51	27	31	62	99	16	10	8	22	53		
LAP 25	4	11	33	25	51	27	31	62	99	16	10	8	22	53		
LAP 26	4	33	11	25	51	27	62	16	31	53	99	10	22	8.		
LAP 27	4	33	11	25	51	27	62	16	31	53	10	99	22	8		
LAP 28	4	33	11	25	51	27	62	31	16	53	10	99	22	8		
LAP 29	4	33	11	25	51	27	62	31	53	16	10	99	22	8		
LAP 30	4	33	11	25	51	27	62	31	53	16	99	10	22	8		
LAP 31	4	33	11	25	51	27	62	31	53	16	99	10	22	8		
LAP 32	4	33	11	25	51	27	62	31	53	16	99	10	22	8		
LAP 33	4	33	11	25	51	27	62	31	16	53	99	10	22	8		
LAP 34	4	33	11	25	51	27	62	31	99	16	10	22	8			
LAP 35	4	33	11	25	51	27	62	31	99	16	10	22	8			
LAP 36	4	33	11	25	51	27	62	31	99	16	10	22	8			
LAP 37	4	33	11	25	51	27	62	31	99	16	10	22	8			
LAP 38	4	33	11	25	51	27	62	31	99	16	10	22	8			
LAP 39	4	33	11	25	51	27	62	31	99	16	10	22	8			

DTM Nürburgring Sprint

Nürburgring Sprintstrecke, length 3629 m

18. - 20.09.2020

DTM



DTM

Lap by Lap race 1, 19.09.2020

DMSB-Reg.No.: R-11911/20

4 Robin Frijns , Aral Ultimate Audi RS 5 DTM / NLD															
1	1:23.670	2	1:22.303	3	1:39.601	4	2:09.205	5	1:31.834	6	1:22.689	7	1:22.558	8	1:22.536
9	1:22.332	10	1:22.343	11	1:22.576	12	1:22.736	13	1:22.967	14	1:23.199	15	1:23.296	pit	1:28.550
17	2:24.563	18	2:06.200	19	1:31.737	20	1:22.640	21	1:30.114	22	1:52.737	23	1:54.889	24	1:56.222
25	2:22.720	26	1:31.047	27	1:22.741	28	1:22.651	29	1:22.607	30	1:22.543	31	1:22.697	32	1:22.608
33	1:22.761	34	1:22.831	35	1:22.978	36	1:22.897	37	1:22.940	38	1:22.825	39	1:23.208		

8 Robert Kubica , BMW M4 CLASS1 / POL															
1	1:31.064	2	1:25.543	3	1:39.517	4	2:00.413	5	1:37.220	6	1:24.621	7	1:23.677	8	1:24.000
9	1:23.581	10	1:23.417	11	1:23.337	12	1:23.500	pit	1:28.843	14	1:58.029	15	1:22.646	16	1:23.768
17	1:44.374	18	1:57.516	19	1:36.525	20	1:25.965	21	1:30.398	22	1:50.978	23	1:55.616	24	1:55.012
25	2:16.387	pit	1:40.180	27	1:45.502	28	1:22.935	29	1:22.688	30	1:22.490	31	1:23.066	32	1:22.784
33	1:22.880	34	1:23.028	35	1:23.257	36	1:23.530	37	1:23.351	38	1:23.438	39	1:23.502		

10 Harrison Newey , WRT Audi RS 5 DTM / GBR															
1	1:31.602	2	1:26.574	3	1:40.832	4	1:57.814	5	1:35.725	6	1:24.358	7	1:24.254	8	1:24.497
9	1:23.610	10	1:23.151	11	1:23.331	12	1:23.720	13	1:23.661	14	1:23.844	15	1:24.016	pit	1:29.821
17	2:16.314	18	1:57.865	19	1:36.010	20	1:24.598	21	1:32.145	22	1:50.699	23	1:55.211	24	1:55.437
25	2:16.761	26	1:34.801	27	1:24.866	28	1:23.278	29	1:23.359	30	1:24.274	31	1:23.236	32	1:23.248
33	1:23.225	34	1:24.425	35	1:24.121	36	1:23.556	37	1:23.529	38	1:23.749	39	1:23.934		

11 Marco Wittmann , Schaeffler BMW M4 DTM / DEU															
1	1:26.928	2	1:22.873	3	1:39.168	4	2:06.417	5	1:33.329	6	1:23.068	7	1:23.070	8	1:22.719
9	1:22.753	10	1:22.783	11	1:22.937	12	1:22.918	13	1:23.198	14	1:23.408	15	1:23.448	pit	1:28.055
17	2:21.436	18	2:05.005	19	1:32.400	20	1:22.904	21	1:29.706	22	1:52.694	23	1:54.544	24	1:56.335
25	2:22.150	26	1:32.701	27	1:23.081	28	1:22.757	29	1:22.553	30	1:22.388	31	1:22.461	32	1:22.668
33	1:22.672	34	1:22.775	35	1:23.057	36	1:23.161	37	1:22.914	38	1:22.854	39	1:22.836		

13 Fabio Scherer , WRT Audi RS 5 DTM / CHE															
1	1:28.570	2	1:22.881	3	1:39.295	4	2:04.955	5	1:34.395	6	1:23.969	7	1:23.443	8	1:22.966
9	1:22.976	10	1:23.154	11	1:23.315	12	1:23.220	13	1:23.547	pit	1:29.213	15	2:01.905	16	1:24.395
17	1:43.694	18	1:58.887	19	1:36.566	20	1:25.144								

16 Timo Glock , iQOO BMW M4 DTM / DEU															
1	1:30.331	2	1:23.262	3	1:39.898	4	2:02.535	5	1:36.495	6	1:23.902	7	1:24.134	8	1:23.452
9	1:23.087	10	1:23.021	11	1:22.866	12	1:23.266	13	1:23.562	14	1:23.814	15	1:23.436	pit	1:28.699
17	2:22.352	18	1:57.157	19	1:35.580	20	1:24.295	21	1:31.246	22	1:51.085	23	1:54.874	24	1:55.922
25	2:17.349	26	1:33.734	27	1:23.915	28	1:24.064	29	1:24.103	30	1:23.252	31	1:23.311	32	1:23.218
33	1:23.296	34	1:25.853	35	1:23.793	36	1:23.606	37	1:23.507	38	1:23.782	39	1:23.789		

22 Lucas Auer , BMW Bank M4 DTM / AUT															
1	1:31.319	2	1:26.290	3	1:39.761	4	1:59.154	5	1:35.763	6	1:23.680	7	1:24.013	8	1:22.772
9	1:22.968	10	1:22.864	11	1:23.154	12	1:23.090	13	1:23.395	14	1:23.518	15	1:23.323	pit	1:29.052
17	2:25.385	18	1:55.914	19	1:36.304	20	1:25.370	21	1:32.471	22	1:50.179	23	1:55.635	24	1:55.094
25	2:15.671	26	1:35.216	27	1:24.550	28	1:24.130	29	1:23.471	30	1:23.405	31	1:23.521	32	1:23.503
33	1:23.391	34	1:23.867	35	1:24.016	36	1:23.959	37	1:23.720	38	1:24.057	39	1:23.959		

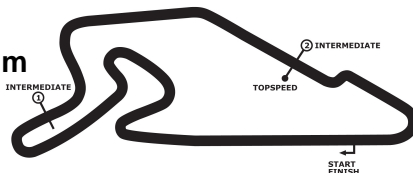
25 Philipp Eng , ZF BMW M4 DTM / AUT															
1	1:25.819	2	1:22.524	3	1:38.964	4	2:07.756	5	1:33.025	6	1:23.075	7	1:22.973	8	1:22.715
9	1:22.607	10	1:22.742	11	1:22.901	12	1:23.073	13	1:23.215	14	1:23.104	pit	1:28.199	16	1:57.363

DTM Nürburgring Sprint

Nürburgring Sprintstrecke, length 3629 m

18. - 20.09.2020

DTM



DTM

Lap by Lap race 1, 19.09.2020

DMSB-Reg.No.: R-11911/20

17	1:49.149	18	2:04.383	19	1:33.589	20	1:23.036	21	1:30.203	22	1:52.640	23	1:54.216	24	1:56.216
25	2:21.067	26	1:33.081	27	1:22.938	28	1:22.606	29	1:22.754	30	1:22.333	31	1:22.576	32	1:22.595
33	1:22.576	34	1:22.916	35	1:22.967	36	1:23.111	37	1:23.127	38	1:23.243	39	1:23.158		

27 Jonathan Aberdein , CATL BMW M4 DTM / RSA

1	1:27.318	2	1:23.398	3	1:39.315	4	2:05.456	5	1:33.704	6	1:23.309	7	1:22.958	8	1:22.762
9	1:22.682	10	1:22.650	11	1:22.965	12	1:23.143	13	1:23.301	14	1:23.454	15	1:23.483	pit	1:28.569
17	2:21.656	18	2:03.698	19	1:34.318	20	1:23.285	21	1:30.767	22	1:52.380	23	1:54.346	24	1:56.555
25	2:19.425	26	1:33.607	27	1:23.442	28	1:22.844	29	1:23.040	30	1:22.678	31	1:22.821	32	1:22.980
33	1:22.588	34	1:22.970	35	1:22.993	36	1:22.702	37	1:23.147	38	1:23.001	39	1:23.052		

28 Loic Duval , BMC Air Filter Audi RS 5 DTM / FRA

1	1:30.425	2	1:24.694	3	1:39.757	4	2:01.431	5	1:34.992	6	1:23.946	pit	1:29.666	8	1:59.620
9	1:22.378	10	1:22.279	11	1:22.202	12	1:23.929	13	1:23.000	14	1:22.969	15	3:18.386	16	1:25.729
17	1:50.221	18	1:35.467	19	1:25.731										

31 Sheldon Van der Linde , Shell BMW M4 DTM / RSA

1	1:30.597	2	1:23.804	3	1:39.624	4	2:01.968	5	1:33.734	6	1:23.677	7	1:23.131	8	1:22.916
9	1:22.562	10	1:22.713	11	1:23.034	12	1:22.907	pit	1:28.357	14	1:57.666	15	1:23.665	16	1:24.204
17	1:47.187	18	2:02.413	19	1:34.442	20	1:23.356	21	1:30.892	22	1:52.125	23	1:54.506	24	1:56.547
25	2:19.112	26	1:34.480	27	1:23.916	28	1:23.384	29	1:22.511	30	1:22.578	31	1:23.185	32	1:23.140
33	1:23.032	34	1:23.145	35	1:23.093	36	1:23.070	37	1:23.223	38	1:23.227	39	1:23.274		

33 René Rast , Audi Sport RS 5 DTM / DEU

1	1:25.309	2	1:22.432	3	1:38.590	4	2:08.531	5	1:32.642	6	1:22.886	7	1:22.828	8	1:22.543
9	1:22.506	10	1:22.587	11	1:22.318	12	1:22.749	13	1:22.975	14	1:23.018	15	1:23.256	pit	1:28.377
17	2:24.286	18	2:05.431	19	1:33.338	20	1:22.990	21	1:29.842	22	1:52.998	23	1:54.275	24	1:56.158
25	2:21.661	26	1:31.594	27	1:22.943	28	1:22.691	29	1:22.469	30	1:22.537	31	1:22.432	32	1:22.722
33	1:22.633	34	1:23.067	35	1:23.101	36	1:22.858	37	1:22.796	38	1:22.861	39	1:22.981		

51 Nico Müller , Castrol EDGE Audi RS 5 DTM / CHE

1	1:26.296	2	1:22.625	3	1:39.312	4	2:06.922	5	1:38.639	6	1:23.802	7	1:23.820	8	1:23.581
pit	1:27.760	10	1:55.344	11	1:21.793	12	1:22.452	13	1:21.785	14	1:22.860	15	1:22.447	16	1:23.253
17	1:48.358	18	2:02.849	19	1:33.847	20	1:23.332	21	1:30.468	22	1:52.458	23	1:54.055	24	1:56.744
25	2:20.016	26	1:33.321	27	1:23.412	28	1:22.876	29	1:22.907	30	1:22.667	31	1:22.771	32	1:22.769
33	1:22.684	34	1:22.922	35	1:23.016	36	1:22.992	37	1:22.983	38	1:22.997	39	1:23.159		

53 Jamie Green , Akrapovic Audi RS 5 DTM / GBR

1	1:29.716	2	1:22.947	3	1:38.973	4	2:04.110	5	1:36.036	6	1:23.853	7	1:23.428	8	1:22.980
9	1:22.769	10	1:23.123	pit	1:28.231	12	1:59.388	13	1:23.501	14	1:22.660	15	1:23.539	16	1:23.671
17	1:45.006	18	2:00.489	19	1:35.923	20	1:23.758	21	1:31.382	pit	1:53.378	23	2:02.724	24	1:49.827
25	2:14.880	26	1:33.580	27	1:24.233	28	1:23.420	29	1:22.686	30	1:22.524	31	1:22.941	32	1:23.040
33	1:26.041														

62 Ferdinand Habsburg , WRT Audi RS 5 DTM / AUT

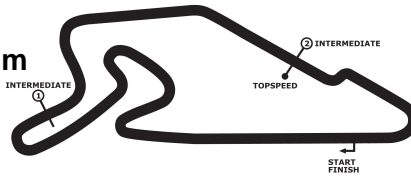
1	1:27.896	2	1:33.766	3	1:38.226	4	1:56.966	5	1:36.633	6	1:23.714	7	1:23.627	8	1:23.605
9	1:23.039	10	1:23.329	pit	1:28.131	12	1:57.621	13	1:23.200	14	1:23.063	15	1:24.186	16	1:24.410
17	1:43.564	18	1:59.657	19	1:34.587	20	1:23.497	21	1:31.049	22	1:51.985	23	1:54.253	24	1:56.829
25	2:18.423	26	1:33.693	27	1:23.588	28	1:23.115	29	1:22.972	30	1:23.081	31	1:23.179	32	1:22.997
33	1:23.096	34	1:23.151	35	1:22.959	36	1:23.108	37	1:23.230	38	1:23.223	39	1:23.416		

DTM Nürburgring Sprint

Nürburgring Sprintstrecke, length 3629 m

18. - 20.09.2020

DTM



Lap by Lap race 1, 19.09.2020

DMSB-Reg.No.: R-11911/20

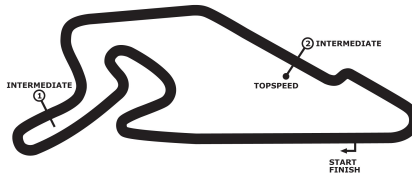
99 Mike Rockenfeller , Twin Busch Audi RS5 DTM / DEU															
1	1:30.820	2	1:25.252	3	1:39.554	4	2:00.655	5	1:34.461	6	1:23.974	7	1:23.586	8	1:23.003
9	1:23.104	10	1:22.721	11	1:23.550	12	1:23.253	pit	1:28.328	14	1:57.482	15	1:23.388	16	1:25.354
17	1:44.366	18	2:01.436	19	1:35.671	20	1:23.796	21	1:30.935	22	1:52.273	23	1:54.704	24	1:56.015
25	2:17.846	26	1:34.916	27	1:25.235	28	1:23.812	29	1:23.340	30	1:23.235	31	1:22.980	32	1:23.077
33	1:23.222	34	1:24.017	35	1:23.367	36	1:23.451	37	1:23.275	38	1:23.452	39	1:23.615		

DTM Nürburgring Sprint

Nürburgring Sprintstrecke, length 3629

18. - 20.09.2020

DTM



DTM

DMSB-Reg.No.: R-11911/20

Lap Analysis race 1, 19.09.2020

4 Robin Frijns , Aral Ultimate Audi RS 5 DTM / NLD

theoretical besttime: 1:21.997

Lap	Time	S1	V1	S2	V2	S3	V3	Vmax	Lap	Time	S1	V1	S2	V2	S3	V3	Vmax
1	1:23.670	43.620	147	20.428	257	19.622	211	257	21	1:30.114	42.299	145	24.601	227	23.214	200	227
2	1:22.303	42.053	144	20.411	257	19.839	207	257	22	1:52.737	56.506	110	29.035	197	27.196	133	197
3	1:39.601	50.645	143	23.665	180	25.291	195	180	23	1:54.889	57.957	114	29.629	209	27.303	149	209
4	2:09.205	54.709	109	32.029	93	42.467	79	93	24	1:56.222	58.258	110	29.611	215	28.353	133	215
5	1:31.834	51.597	146	20.466	258	19.771	210	258	25	2:22.720	1:02.980	101	38.857	113	40.883	80	113
6	1:22.689	42.317	145	20.471	260	19.901	209	260	26	1:31.047	50.747	145	20.496	257	19.804	209	257
7	1:22.558	42.310	144	20.371	260	19.877	209	260	27	1:22.741	42.357	145	20.461	258	19.923	209	258
8	1:22.536	42.313	145	20.468	258	19.755	211	258	28	1:22.651	42.305	143	20.410	258	19.936	209	258
9	1:22.332	42.184	140	20.417	258	19.731	210	258	29	1:22.607	42.341	142	20.381	258	19.885	208	258
10	1:22.343	42.168	143	20.322	258	19.853	208	258	30	1:22.543	42.316	143	20.412	257	19.815	209	257
11	1:22.576	42.271	143	20.435	259	19.870	210	259	31	1:22.697	42.323	145	20.411	258	19.963	210	258
12	1:22.736	42.400	142	20.505	259	19.831	209	259	32	1:22.608	42.303	144	20.396	258	19.909	209	258
13	1:22.967	42.472	143	20.473	259	20.022	210	259	33	1:22.761	42.249	143	20.452	259	20.060	209	259
14	1:23.199	42.596	138	20.531	261	20.072	209	261	34	1:22.831	42.476	144	20.439	257	19.916	209	257
15	1:23.296	42.679	144	20.557	258	20.060	208	258	35	1:22.978	42.469	142	20.467	258	20.042	209	258
16	1:28.550	42.674	141	20.577	259	0.000		259	36	1:22.897	42.454	142	20.495	260	19.948	210	260
17	2:24.563	1:27.712	86	29.906	199	26.945	143	199	37	1:22.940	42.359	143	20.490	257	20.091	209	257
18	2:06.200	56.140	86	29.150	125	40.910	78	125	38	1:22.825	42.417	143	20.415	258	19.993	209	258
19	1:31.737	51.455	146	20.405	260	19.877	209	260	39	1:23.208	42.585	144	20.533	257	20.090	209	257
20	1:22.640	42.149	148	20.653	258	19.838	209	258									

8 Robert Kubica , BMW M4 CLASS1 / POL

theoretical besttime: 1:22.442


Lap	Time	S1	V1	S2	V2	S3	V3	Vmax	Lap	Time	S1	V1	S2	V2	S3	V3	Vmax
1	1:31.064	48.192	142	21.399	260	21.473	209	260	21	1:30.398	43.264	140	23.188	157	23.946	173	157
2	1:25.543	43.724	141	20.748	270	21.071	202	270	22	1:50.978	55.154	123	29.800	139	26.024	109	139
3	1:39.517	51.106	119	22.688	176	25.723	155	176	23	1:55.616	58.239	122	32.287	131	25.090	123	131
4	2:00.413	53.318	121	30.413	132	36.682	85	132	24	1:55.012	58.119	122	31.754	144	25.139	116	144
5	1:37.220	54.950	146	21.039	260	21.231	206	260	25	2:16.387	1:04.394	134	37.450	132	34.543	83	132
6	1:24.621	43.826	143	20.564	272	20.231	211	272	26	1:40.180	52.894	143	21.469	255	0.000		255
7	1:23.677	42.841	143	20.587	272	20.249	211	272	27	1:45.502	1:04.528	143	20.606	268	20.368	209	268
8	1:24.000	43.088	143	20.635	264	20.277	210	264	28	1:22.935	42.584	145	20.343	269	20.008	211	269
9	1:23.581	42.621	144	20.436	272	20.524	212	272	29	1:22.688	42.462	145	20.297	270	19.929	210	270
10	1:23.417	42.622	144	20.609	262	20.186	209	262	30	1:22.490	42.307	145	20.269	270	19.914	211	270
11	1:23.337	42.799	143	20.485	270	20.053	211	270	31	1:23.066	42.301	145	20.348	270	20.417	210	270
12	1:23.500	42.696	144	20.500	270	20.304	211	270	32	1:22.784	42.445	145	20.321	269	20.018	210	269
13	1:28.843	42.779	142	20.822	259	0.000		259	33	1:22.880	42.486	143	20.364	269	20.030	210	269
14	1:58.029	1:17.503	144	20.525	268	20.001	211	268	34	1:23.028	42.657	144	20.346	269	20.025	210	269
15	1:22.646	42.259	145	20.413	268	19.974	211	268	35	1:23.257	42.494	141	20.594	259	20.169	208	259
16	1:23.768	42.586	141	20.896	256	20.286	207	256	36	1:23.530	42.706	146	20.582	259	20.242	207	259
17	1:44.374	48.469	113	29.523	130	26.382	128	130	37	1:23.351	42.724	144	20.516	259	20.111	207	259
18	1:57.516	55.290	128	29.980	189	32.246	84	189	38	1:23.438	42.911	144	20.500	259	20.027	208	259
19	1:36.525	53.518	139	21.659	264	21.348	209	264	39	1:23.502	42.768	143	20.595	258	20.139	208	258
20	1:25.965	44.211	135	21.181	268	20.573	210	268									

DTM Nürburgring Sprint

Nürburgring Sprintstrecke, length 3629

18. - 20.09.2020

DTM



Lap Analysis race 1, 19.09.2020

DMSB-Reg.No.: R-11911/20

10 Harrison Newey , WRT Audi RS 5 DTM / GBR

theoretical besttime: 1:22.971

Lap	Time	S1	V1	S2	V2	S3	V3	Vmax	Lap	Time	S1	V1	S2	V2	S3	V3	Vmax
1	1:31.602	48.630	137	21.410	258	21.562	209	258	21	1:32.145	43.066	133	24.839	147	24.240	172	147
2	1:26.574	43.718	141	21.072	260	21.784	187	260	22	1:50.699	54.453	133	30.295	139	25.951	104	139
3	1:40.832	51.782	134	23.931	193	25.119	141	193	23	1:55.211	57.936	131	32.782	124	24.493	141	124
4	1:57.814	52.109	137	30.462	124	35.243	87	124	24	1:55.437	58.286	128	31.918	140	25.233	103	140
5	1:35.725	53.572	142	21.243	260	20.910	206	260	25	2:16.761	1:04.091	126	37.418	122	35.252	84	122
6	1:24.358	43.568	140	20.450	273	20.340	213	273	26	1:34.801	52.755	136	21.197	259	20.849	211	259
7	1:24.254	42.934	140	20.820	259	20.500	210	259	27	1:24.866	43.309	144	20.610	274	20.947	213	274
8	1:24.497	43.546	142	20.750	260	20.201	210	260	28	1:23.278	42.637	141	20.510	258	20.131	212	258
9	1:23.610	42.692	141	20.624	260	20.294	213	260	29	1:23.359	42.556	144	20.595	260	20.208	211	260
10	1:23.151	42.567	141	20.493	266	20.091	211	266	30	1:24.274	42.636	141	20.979	246	20.659	216	246
11	1:23.331	42.592	139	20.615	259	20.124	210	259	31	1:23.236	42.515	142	20.471	268	20.250	211	268
12	1:23.720	42.879	140	20.683	258	20.158	209	258	32	1:23.248	42.704	140	20.365	272	20.179	212	272
13	1:23.661	42.829	140	20.675	258	20.157	213	258	33	1:23.225	42.569	140	20.462	269	20.194	214	269
14	1:23.844	42.951	139	20.641	259	20.252	209	259	34	1:24.425	42.760	137	20.747	269	20.918	212	269
15	1:24.016	43.081	138	20.618	259	20.317	212	259	35	1:24.121	43.104	143	20.553	270	20.464	216	270
16	1:29.821	43.110	136	20.795	258	0.000		258	36	1:23.556	42.658	140	20.530	272	20.368	212	272
17	2:16.314	1:20.232	105	29.554	125	26.528	130	125	37	1:23.529	42.830	139	20.383	271	20.316	211	271
18	1:57.865	54.895	135	30.415	189	32.555	81	189	38	1:23.749	42.835	140	20.556	269	20.358	216	269
19	1:36.010	53.169	131	21.445	264	21.396	210	264	39	1:23.934	42.979	140	20.523	271	20.432	212	271
20	1:24.598	43.786	142	20.687	265	20.125	211	265									

11 Marco Wittmann , Schaeffler BMW M4 DTM / DEU

theoretical besttime: 1:22.301

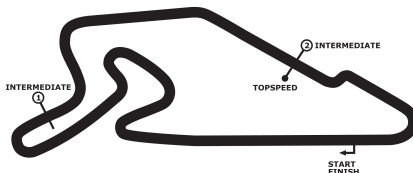
Lap	Time	S1	V1	S2	V2	S3	V3	Vmax	Lap	Time	S1	V1	S2	V2	S3	V3	Vmax
1	1:26.928	46.043	140	20.684	262	20.201	211	262	21	1:29.706	42.345	143	24.367	214	22.994	201	214
2	1:22.873	42.457	145	20.452	261	19.964	211	261	22	1:52.694	56.331	110	29.195	188	27.168	131	188
3	1:39.168	50.465	134	23.486	169	25.217	197	169	23	1:54.544	57.791	115	29.962	202	26.791	151	202
4	2:06.417	53.928	118	31.436	134	41.053	81	134	24	1:56.335	58.349	113	30.065	211	27.921	128	211
5	1:33.329	52.609	141	20.664	262	20.056	211	262	25	2:22.150	1:03.114	101	38.678	112	40.358	80	112
6	1:23.068	42.619	144	20.460	261	19.989	213	261	26	1:32.701	51.949	145	20.694	258	20.058	210	258
7	1:23.070	42.563	141	20.474	262	20.033	213	262	27	1:23.081	42.512	141	20.535	267	20.034	216	267
8	1:22.719	42.321	143	20.314	270	20.084	215	270	28	1:22.757	42.379	142	20.376	267	20.002	215	267
9	1:22.753	42.310	142	20.400	261	20.043	213	261	29	1:22.553	42.317	143	20.267	268	19.969	214	268
10	1:22.783	42.357	141	20.433	261	19.993	213	261	30	1:22.388	42.237	142	20.266	268	19.885	215	268
11	1:22.937	42.437	140	20.401	261	20.099	213	261	31	1:22.461	42.155	142	20.329	268	19.977	214	268
12	1:22.918	42.503	143	20.377	269	20.038	217	269	32	1:22.668	42.281	141	20.361	267	20.026	215	267
13	1:23.198	42.412	141	20.567	261	20.219	210	261	33	1:22.672	42.198	141	20.364	267	20.110	215	267
14	1:23.408	42.699	140	20.514	261	20.195	209	261	34	1:22.775	42.296	142	20.390	267	20.089	215	267
15	1:23.448	42.787	141	20.425	269	20.236	215	269	35	1:23.057	42.469	139	20.421	267	20.167	215	267
16	1:28.055	42.626	141	20.472	260	0.000		260	36	1:23.161	42.539	140	20.505	267	20.117	215	267
17	2:21.436	1:24.611	76	30.062	198	26.763	158	198	37	1:22.914	42.385	140	20.456	267	20.073	216	267
18	2:05.005	56.349	102	28.677	157	39.979	78	157	38	1:22.854	42.321	140	20.388	267	20.145	215	267
19	1:32.400	51.894	142	20.606	260	19.900	209	260	39	1:22.836	42.355	142	20.261	270	20.220	211	270
20	1:22.904	42.386	142	20.483	268	20.035	214	268									

DTM Nürburgring Sprint

Nürburgring Sprintstrecke, length 3629

18. - 20.09.2020

DTM



DTM

Lap Analysis race 1, 19.09.2020

DMSB-Reg.No.: R-11911/20

13 Fabio Scherer , WRT Audi RS 5 DTM / CHE

theoretical besttime: 1:22.567

Lap	Time	S1	V1	S2	V2	S3	V3	Vmax	Lap	Time	S1	V1	S2	V2	S3	V3	Vmax
1	1:28.570	47.243	143	21.296	257	20.031	210	257	11	1:23.315	42.871	141	20.289	272	20.155	211	272
2	1:22.881	42.276	146	20.389	259	20.216	205	259	12	1:23.220	42.776	142	20.351	271	20.093	211	271
3	1:39.295	51.358	127	22.772	156	25.165	196	156	13	1:23.547	42.746	142	20.511	261	20.290	209	261
4	2:04.955	54.094	120	31.189	129	39.672	82	129	14	1:29.213	42.829	139	20.641	258	0.000		258
5	1:34.395	53.363	141	20.801	261	20.231	209	261	15	2:01.905	1:18.967	140	20.843	270	22.095	207	270
6	1:23.969	43.110	143	20.717	260	20.142	209	260	16	1:24.395	42.967	142	20.691	256	20.737	207	256
7	1:23.443	42.777	142	20.554	260	20.112	208	260	17	1:43.694	45.833	104	31.488	117	26.373	146	117
8	1:22.966	42.587	143	20.377	262	20.002	208	262	18	1:58.887	55.272	123	29.356	199	34.259	82	199
9	1:22.976	42.423	142	20.515	259	20.038	210	259	19	1:36.566	53.552	139	21.670	263	21.344	209	263
10	1:23.154	42.656	138	20.440	263	20.058	209	263	20	1:25.144	43.865	139	20.690	269	20.589	209	269

16 Timo Glock , iQOO BMW M4 DTM / DEU

theoretical besttime: 1:22.771

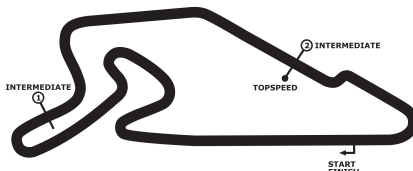
Lap	Time	S1	V1	S2	V2	S3	V3	Vmax	Lap	Time	S1	V1	S2	V2	S3	V3	Vmax
1	1:30.331	47.630	138	21.304	262	21.397	208	262	21	1:31.246	42.873	134	24.617	145	23.756	190	145
2	1:23.262	42.665	143	20.506	268	20.091	209	268	22	1:51.085	55.248	134	30.195	144	25.642	110	144
3	1:39.898	51.253	129	22.814	183	25.831	191	183	23	1:54.874	58.249	131	31.978	140	24.647	132	140
4	2:02.535	53.176	117	30.743	126	38.616	85	126	24	1:55.922	58.545	138	32.182	150	25.195	112	150
5	1:36.495	54.297	146	21.138	264	21.060	208	264	25	2:17.349	1:04.166	139	37.574	124	35.609	83	124
6	1:23.902	43.115	141	20.529	270	20.258	210	270	26	1:33.734	52.003	143	21.217	257	20.514	207	257
7	1:24.134	42.986	141	20.675	265	20.473	208	265	27	1:23.915	43.036	142	20.671	266	20.208	209	266
8	1:23.452	42.941	139	20.518	267	19.993	213	267	28	1:24.064	42.667	140	20.588	266	20.809	211	266
9	1:23.087	42.342	139	20.571	262	20.174	212	262	29	1:24.103	43.255	139	20.663	266	20.185	210	266
10	1:23.021	42.337	140	20.542	267	20.142	212	267	30	1:23.252	42.536	138	20.604	265	20.112	211	265
11	1:22.866	42.286	140	20.498	267	20.082	213	267	31	1:23.311	42.598	142	20.543	266	20.170	211	266
12	1:23.266	42.508	139	20.615	262	20.143	208	262	32	1:23.218	42.563	141	20.507	266	20.148	210	266
13	1:23.562	42.817	140	20.573	262	20.172	208	262	33	1:23.296	42.445	140	20.543	265	20.308	211	265
14	1:23.814	42.796	139	20.759	258	20.259	209	258	34	1:25.853	44.019	142	21.013	268	20.821	211	268
15	1:23.436	42.694	140	20.492	267	20.250	211	267	35	1:23.793	42.970	137	20.616	265	20.207	210	265
16	1:28.699	42.742	140	20.565	262	0.000		262	36	1:23.606	42.748	139	20.646	266	20.212	212	266
17	2:22.352	1:29.084	134	26.983	136	26.285	129	136	37	1:23.507	42.672	138	20.598	265	20.237	209	265
18	1:57.157	55.815	140	30.050	180	31.292	84	180	38	1:23.782	42.795	140	20.645	265	20.342	209	265
19	1:35.580	53.008	138	21.506	264	21.066	207	264	39	1:23.789	42.922	141	20.507	267	20.360	209	267
20	1:24.295	43.315	141	20.779	266	20.201	210	266									

DTM Nürburgring Sprint

Nürburgring Sprintstrecke, length 3629

18. - 20.09.2020

DTM



Lap Analysis race 1, 19.09.2020

DMSB-Reg.No.: R-11911/20

22 Lucas Auer , BMW Bank M4 DTM / AUT

theoretical besttime: 1:22.692

Lap	Time	S1	V1	S2	V2	S3	V3	Vmax	Lap	Time	S1	V1	S2	V2	S3	V3	Vmax
1	1:31.319	48.251	146	21.571	264	21.497	210	264	21	1:32.471	45.274	135	22.721	207	24.476	175	207
2	1:26.290	43.991	145	20.896	270	21.403	177	270	22	1:50.179	54.613	118	29.968	154	25.598	110	154
3	1:39.761	51.323	121	23.748	217	24.690	163	217	23	1:55.635	58.927	116	31.374	143	25.334	133	143
4	1:59.154	52.803	123	30.317	129	36.034	88	129	24	1:55.094	58.317	126	31.451	145	25.326	110	145
5	1:35.763	53.626	141	20.833	264	21.304	210	264	25	2:15.671	1:05.008	126	36.670	128	33.993	86	128
6	1:23.680	42.852	142	20.481	270	20.347	214	270	26	1:35.216	52.623	128	21.703	258	20.890	208	258
7	1:24.013	43.103	142	20.621	270	20.289	214	270	27	1:24.550	43.329	141	20.789	267	20.432	215	267
8	1:22.772	42.391	140	20.372	272	20.009	212	272	28	1:24.130	43.297	141	20.533	270	20.300	210	270
9	1:22.968	42.464	141	20.476	265	20.028	209	265	29	1:23.471	42.921	142	20.427	270	20.123	209	270
10	1:22.864	42.544	141	20.388	271	19.932	211	271	30	1:23.405	42.804	141	20.369	272	20.232	211	272
11	1:23.154	42.557	141	20.463	264	20.134	210	264	31	1:23.521	42.793	142	20.409	271	20.319	211	271
12	1:23.090	42.632	140	20.414	270	20.044	211	270	32	1:23.503	42.947	140	20.391	271	20.165	210	271
13	1:23.395	42.717	141	20.608	264	20.070	209	264	33	1:23.391	42.800	144	20.372	270	20.219	210	270
14	1:23.518	42.802	140	20.619	259	20.097	208	259	34	1:23.867	42.987	143	20.548	271	20.332	209	271
15	1:23.323	42.618	141	20.559	260	20.146	208	260	35	1:24.016	43.045	140	20.586	271	20.385	210	271
16	1:29.052	43.105	136	20.470	271	0.000		271	36	1:23.959	43.034	141	20.591	270	20.334	211	270
17	2:25.385	1:36.122	131	23.364	201	25.899	130	201	37	1:23.720	42.937	142	20.482	270	20.301	209	270
18	1:55.914	55.649	129	29.787	191	30.478	87	191	38	1:24.057	43.170	138	20.527	270	20.360	209	270
19	1:36.304	53.327	140	21.634	261	21.343	209	261	39	1:23.959	43.148	142	20.576	270	20.235	207	270
20	1:25.370	43.995	141	20.911	270	20.464	216	270									

25 Philipp Eng , ZF BMW M4 DTM / AUT

theoretical besttime: 1:22.278

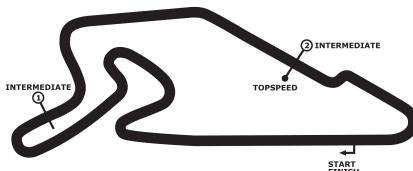
Lap	Time	S1	V1	S2	V2	S3	V3	Vmax	Lap	Time	S1	V1	S2	V2	S3	V3	Vmax
1	1:25.819	45.237	143	20.663	260	19.919	209	260	21	1:30.203	42.316	143	25.161	160	22.726	201	160
2	1:22.524	42.165	144	20.310	270	20.049	207	270	22	1:52.640	55.804	116	29.782	127	27.054	123	127
3	1:38.964	50.036	135	23.570	192	25.358	200	192	23	1:54.216	57.596	115	30.391	186	26.229	135	186
4	2:07.756	54.599	108	31.185	99	41.972	79	99	24	1:56.216	58.224	124	30.517	166	27.475	126	166
5	1:33.025	52.397	141	20.623	262	20.005	209	262	25	2:21.067	1:03.340	92	38.441	126	39.286	82	126
6	1:23.075	42.372	145	20.509	261	20.194	209	261	26	1:33.081	51.873	136	21.006	257	20.202	209	257
7	1:22.973	42.537	143	20.396	268	20.040	214	268	27	1:22.938	42.434	143	20.426	266	20.078	211	266
8	1:22.715	42.145	143	20.539	260	20.031	209	260	28	1:22.606	42.261	143	20.303	267	20.042	213	267
9	1:22.607	42.285	142	20.322	268	20.000	215	268	29	1:22.754	42.261	143	20.366	267	20.127	213	267
10	1:22.742	42.205	141	20.486	260	20.051	210	260	30	1:22.333	42.093	143	20.358	267	19.882	213	267
11	1:22.901	42.333	144	20.500	259	20.068	209	259	31	1:22.576	42.180	142	20.371	267	20.025	216	267
12	1:23.073	42.372	142	20.559	259	20.142	210	259	32	1:22.595	42.117	142	20.421	268	20.057	212	268
13	1:23.215	42.506	143	20.462	267	20.247	213	267	33	1:22.576	42.118	143	20.393	268	20.065	214	268
14	1:23.104	42.426	143	20.504	267	20.174	212	267	34	1:22.916	42.273	144	20.487	267	20.156	213	267
15	1:28.199	42.423	143	20.544	259	0.000		259	35	1:22.967	42.381	140	20.457	267	20.129	215	267
16	1:57.363	1:16.171	140	20.956	255	20.236	209	255	36	1:23.111	42.353	142	20.548	267	20.210	214	267
17	1:49.149	52.130	77	30.597	187	26.422	146	187	37	1:23.127	42.408	144	20.555	267	20.164	213	267
18	2:04.383	56.106	99	29.077	152	39.200	78	152	38	1:23.243	42.479	143	20.539	267	20.225	211	267
19	1:33.589	52.718	142	20.756	260	20.115	209	260	39	1:23.158	42.546	142	20.446	267	20.166	211	267
20	1:23.036	42.332	145	20.663	260	20.041	210	260									

DTM Nürburgring Sprint

Nürburgring Sprintstrecke, length 3629

18. - 20.09.2020

DTM



Lap Analysis race 1, 19.09.2020

DMSB-Reg.No.: R-11911/20

27 Jonathan Aberdein , CATL BMW M4 DTM / RSA

theoretical besttime: 1:22.362

Lap	Time	S1	V1	S2	V2	S3	V3	Vmax	Lap	Time	S1	V1	S2	V2	S3	V3	Vmax
1	1:27.318	46.458	145	20.689	262	20.171	210	262	21	1:30.767	42.621	135	25.359	153	22.787	196	153
2	1:23.398	42.571	142	20.624	261	20.203	201	261	22	1:52.380	55.408	116	30.332	128	26.640	102	128
3	1:39.315	51.165	132	23.077	160	25.073	197	160	23	1:54.346	57.846	99	30.806	165	25.694	150	165
4	2:05.456	53.721	117	31.279	134	40.456	81	134	24	1:56.555	58.410	101	31.359	163	26.786	109	163
5	1:33.704	52.789	143	20.799	263	20.116	209	263	25	2:19.425	1:02.811	104	38.228	144	38.386	82	144
6	1:23.309	42.671	141	20.623	262	20.015	211	262	26	1:33.607	52.071	142	20.999	258	20.537	209	258
7	1:22.958	42.431	140	20.525	263	20.002	212	263	27	1:23.442	42.771	141	20.534	268	20.137	215	268
8	1:22.762	42.354	141	20.430	262	19.978	212	262	28	1:22.844	42.315	142	20.456	268	20.073	213	268
9	1:22.682	42.261	140	20.498	262	19.923	209	262	29	1:23.040	42.457	140	20.350	272	20.233	210	272
10	1:22.650	42.312	141	20.355	270	19.983	214	270	30	1:22.678	42.298	144	20.393	268	19.987	212	268
11	1:22.965	42.423	140	20.525	261	20.017	209	261	31	1:22.821	42.262	142	20.322	272	20.237	211	272
12	1:23.143	42.529	139	20.604	260	20.010	210	260	32	1:22.980	42.422	142	20.450	268	20.108	214	268
13	1:23.301	42.459	141	20.687	260	20.155	209	260	33	1:22.588	42.150	142	20.418	267	20.020	213	267
14	1:23.454	42.693	140	20.642	261	20.119	209	261	34	1:22.970	42.405	140	20.491	267	20.074	213	267
15	1:23.483	42.719	139	20.616	260	20.148	208	260	35	1:22.993	42.408	141	20.451	267	20.134	213	267
16	1:28.569	42.674	138	20.434	272	0.000		272	36	1:22.702	42.213	143	20.289	272	20.200	211	272
17	2:21.656	1:24.516	94	30.871	176	26.269	141	176	37	1:23.147	42.590	144	20.354	274	20.203	210	274
18	2:03.698	56.155	90	29.104	139	38.439	79	139	38	1:23.001	42.425	140	20.500	267	20.076	213	267
19	1:34.318	53.175	141	20.916	260	20.227	209	260	39	1:23.052	42.349	138	20.437	271	20.266	208	271
20	1:23.285	42.673	141	20.554	270	20.058	213	270									

28 Loic Duval , BMC Air Filter Audi RS 5 DTM / FRA

theoretical besttime: 1:22.024


Lap	Time	S1	V1	S2	V2	S3	V3	Vmax	Lap	Time	S1	V1	S2	V2	S3	V3	Vmax
1	1:30.425	47.765	142	21.299	260	21.361	211	260	11	1:22.202	41.988	145	20.364	267	19.850	211	267
2	1:24.694	43.862	144	20.506	269	20.326	210	269	12	1:23.929	42.517	147	20.445	268	20.967	218	268
3	1:39.757	50.968	131	22.895	163	25.894	177	163	13	1:23.000	42.546	143	20.426	258	20.028	213	258
4	2:01.431	53.179	123	30.456	111	37.796	85	111	14	1:22.969	42.507	141	20.520	258	19.942	215	258
5	1:34.992	52.948	140	21.519	265	20.525	208	265	15	3:18.386	2:34.602	112	22.552	257	21.232	207	257
6	1:23.946	42.898	143	20.630	260	20.418	210	260	16	1:25.729	44.033	136	20.986	258	20.710	208	258
7	1:29.666	43.411	142	20.710	259	0.000		259	17	1:50.221	50.858	124	29.362	193	30.001	88	193
8	1:59.620	1:18.793	146	20.720	255	20.107	209	255	18	1:35.467	52.349	139	21.416	258	21.702	211	258
9	1:22.378	42.283	146	20.308	267	19.787	211	267	19	1:25.731	44.309	138	20.960	261	20.462	210	261
10	1:22.279	42.156	144	20.249	267	19.874	213	267									

DTM Nürburgring Sprint

Nürburgring Sprintstrecke, length 3629

18. - 20.09.2020

DTM



Lap Analysis race 1, 19.09.2020

DMSB-Reg.No.: R-11911/20

31 Sheldon Van der Linde , Shell BMW M4 DTM / RSA

theoretical besttime: 1:22.410

Lap	Time	S1	V1	S2	V2	S3	V3	Vmax	Lap	Time	S1	V1	S2	V2	S3	V3	Vmax
1	1:30.597	47.865	145	21.361	260	21.371	209	260	21	1:30.892	42.480	144	25.566	151	22.846	191	151
2	1:23.804	43.289	144	20.483	267	20.032	210	267	22	1:52.125	55.261	118	30.274	117	26.590	97	117
3	1:39.624	51.018	131	23.118	173	25.488	189	173	23	1:54.506	57.913	115	31.207	158	25.386	147	158
4	2:01.968	53.278	123	30.581	119	38.109	84	119	24	1:56.547	58.445	110	31.405	169	26.697	113	169
5	1:33.734	52.631	143	20.863	261	20.240	210	261	25	2:19.112	1:03.070	122	38.279	150	37.763	82	150
6	1:23.677	42.876	144	20.711	260	20.090	209	260	26	1:34.480	52.456	141	21.519	257	20.505	209	257
7	1:23.131	42.559	142	20.577	260	19.995	213	260	27	1:23.916	43.384	143	20.399	270	20.133	212	270
8	1:22.916	42.429	142	20.605	258	19.882	213	258	28	1:23.384	42.762	143	20.393	270	20.229	211	270
9	1:22.562	42.320	144	20.262	271	19.980	212	271	29	1:22.511	42.382	144	20.208	270	19.921	211	270
10	1:22.713	42.332	142	20.446	260	19.935	210	260	30	1:22.578	42.378	143	20.244	271	19.956	213	271
11	1:23.034	42.460	144	20.582	258	19.992	210	258	31	1:23.185	42.580	143	20.430	272	20.175	212	272
12	1:22.907	42.509	144	20.469	261	19.929	211	261	32	1:23.140	42.561	141	20.519	268	20.060	215	268
13	1:28.357	42.677	142	20.354	270	0.000		270	33	1:23.032	42.385	144	20.587	267	20.060	215	267
14	1:57.666	1:16.755	143	20.782	267	20.129	211	267	34	1:23.145	42.567	142	20.512	267	20.066	214	267
15	1:23.665	43.061	144	20.505	270	20.099	211	270	35	1:23.093	42.578	142	20.523	267	19.992	215	267
16	1:24.204	42.677	141	20.765	255	20.762	208	255	36	1:23.070	42.553	143	20.364	272	20.153	210	272
17	1:47.187	49.962	93	31.152	160	26.073	158	160	37	1:23.223	42.549	144	20.335	267	20.339	211	267
18	2:02.413	55.889	90	29.166	160	37.358	80	160	38	1:23.227	42.597	142	20.456	271	20.174	212	271
19	1:34.442	53.124	139	21.069	259	20.249	209	259	39	1:23.274	42.609	141	20.466	270	20.199	209	270
20	1:23.356	42.841	144	20.370	272	20.145	211	272									

33 René Rast , Audi Sport RS 5 DTM / DEU

theoretical besttime: 1:22.179


Lap	Time	S1	V1	S2	V2	S3	V3	Vmax	Lap	Time	S1	V1	S2	V2	S3	V3	Vmax
1	1:25.309	44.907	146	20.528	258	19.874	209	258	21	1:29.842	42.405	136	24.902	177	22.535	205	177
2	1:22.432	42.175	144	20.324	267	19.933	209	267	22	1:52.998	56.179	116	29.675	158	27.144	137	158
3	1:38.590	50.209	127	23.284	173	25.097	189	173	23	1:54.275	57.353	127	30.508	194	26.414	147	194
4	2:08.531	54.822	121	31.438	95	42.271	81	95	24	1:56.158	58.363	126	30.311	170	27.484	135	170
5	1:32.642	52.189	143	20.551	260	19.902	209	260	25	2:21.661	1:03.405	92	38.539	112	39.717	81	112
6	1:22.886	42.348	146	20.530	260	20.008	209	260	26	1:31.594	51.044	142	20.561	259	19.989	210	259
7	1:22.828	42.448	145	20.446	259	19.934	212	259	27	1:22.943	42.547	143	20.398	267	19.998	213	267
8	1:22.543	42.216	146	20.418	260	19.909	209	260	28	1:22.691	42.439	143	20.363	267	19.889	215	267
9	1:22.506	42.266	139	20.412	259	19.828	209	259	29	1:22.469	42.288	142	20.287	267	19.894	214	267
10	1:22.587	42.241	141	20.427	262	19.919	213	262	30	1:22.537	42.318	142	20.306	267	19.913	216	267
11	1:22.318	42.121	142	20.287	268	19.910	211	268	31	1:22.432	42.116	141	20.314	268	20.002	216	268
12	1:22.749	42.335	141	20.483	260	19.931	210	260	32	1:22.722	42.472	143	20.315	269	19.935	216	269
13	1:22.975	42.433	141	20.484	260	20.058	212	260	33	1:22.633	42.319	142	20.297	268	20.017	215	268
14	1:23.018	42.400	141	20.514	260	20.104	208	260	34	1:23.067	42.514	143	20.405	270	20.148	213	270
15	1:23.256	42.544	141	20.536	260	20.176	209	260	35	1:23.101	42.550	142	20.423	267	20.128	214	267
16	1:28.377	42.668	139	20.580	262	0.000		262	36	1:22.858	42.447	142	20.385	267	20.026	215	267
17	2:24.286	1:27.394	82	30.145	202	26.747	146	202	37	1:22.796	42.384	143	20.403	270	20.009	215	270
18	2:05.431	56.315	104	28.877	141	40.239	79	141	38	1:22.861	42.298	142	20.433	267	20.130	216	267
19	1:33.338	52.737	142	20.639	260	19.962	210	260	39	1:22.981	42.204	142	20.235	270	20.542	209	270
20	1:22.990	42.399	144	20.617	260	19.974	213	260									

DTM Nürburgring Sprint

Nürburgring Sprintstrecke, length 3629

18. - 20.09.2020

DTM



Lap Analysis race 1, 19.09.2020

DMSB-Reg.No.: R-11911/20

51 Nico Müller , Castrol EDGE Audi RS 5 DTM / CHE

theoretical besttime: 1:21.664

Lap	Time	S1	V1	S2	V2	S3	V3	Vmax	Lap	Time	S1	V1	S2	V2	S3	V3	Vmax
1	1:26.296	45.574	147	20.697	260	20.025	210	260	21	1:30.468	42.455	144	25.179	156	22.834	205	156
2	1:22.625	42.262	146	20.437	260	19.926	211	260	22	1:52.458	55.421	115	30.163	152	26.874	111	152
3	1:39.312	50.459	133	23.654	155	25.199	198	155	23	1:54.055	57.555	90	30.861	160	25.639	157	160
4	2:06.922	53.986	119	31.445	138	41.491	82	138	24	1:56.744	58.595	116	30.582	161	27.567	114	161
5	1:38.639	56.842	146	20.946	262	20.851	209	262	25	2:20.016	1:02.692	91	38.441	136	38.883	81	136
6	1:23.802	43.112	144	20.563	262	20.127	211	262	26	1:33.321	51.825	141	21.059	262	20.437	210	262
7	1:23.820	42.736	147	20.848	262	20.236	215	262	27	1:23.412	42.860	142	20.417	269	20.135	218	269
8	1:23.581	42.959	146	20.471	271	20.151	213	271	28	1:22.876	42.419	143	20.359	269	20.098	216	269
9	1:27.760	42.290	144	20.396	266	0.000		266	29	1:22.907	42.535	144	20.361	267	20.011	216	267
10	1:55.344	1:15.119	145	20.330	270	19.895	213	270	30	1:22.667	42.325	143	20.309	269	20.033	217	269
11	1:21.793	41.782	144	20.365	267	19.646	217	267	31	1:22.771	42.411	144	20.353	268	20.007	218	268
12	1:22.452	42.321	142	20.387	266	19.744	217	266	32	1:22.769	42.380	143	20.353	268	20.036	216	268
13	1:21.785	41.760	142	20.272	268	19.753	217	268	33	1:22.684	42.264	143	20.315	262	20.105	210	262
14	1:22.860	42.159	143	20.572	271	20.129	218	271	34	1:22.922	42.542	143	20.372	267	20.008	217	267
15	1:22.447	42.325	143	20.258	270	19.864	215	270	35	1:23.016	42.529	143	20.413	267	20.074	217	267
16	1:23.253	42.211	141	20.684	227	20.358	209	227	36	1:22.992	42.481	143	20.375	269	20.136	216	269
17	1:48.358	51.464	88	30.701	171	26.193	163	171	37	1:22.983	42.524	144	20.438	268	20.021	218	268
18	2:02.849	55.999	85	29.287	149	37.563	79	149	38	1:22.997	42.538	144	20.402	268	20.057	217	268
19	1:33.847	52.779	142	20.809	261	20.259	210	261	39	1:23.159	42.611	141	20.324	270	20.224	213	270
20	1:23.332	42.789	143	20.428	270	20.115	217	270									

53 Jamie Green , Akrapovic Audi RS 5 DTM / GBR

theoretical besttime: 1:22.388


Lap	Time	S1	V1	S2	V2	S3	V3	Vmax	Lap	Time	S1	V1	S2	V2	S3	V3	Vmax
1	1:29.716	46.982	143	21.794	259	20.940	209	259	18	2:00.489	55.334	97	29.182	182	35.973	81	182
2	1:22.947	42.578	143	20.424	268	19.945	210	268	19	1:35.923	53.357	138	21.483	257	21.083	208	257
3	1:38.973	51.095	130	23.072	195	24.806	197	195	20	1:23.758	42.919	143	20.683	270	20.156	216	270
4	2:04.110	53.842	111	31.167	127	39.101	82	127	21	1:31.382	42.823	125	25.067	132	23.492	207	132
5	1:36.036	54.015	138	21.077	267	20.944	209	267	22	1:53.378	55.276	114	30.379	123	0.000		123
6	1:23.853	42.881	143	20.718	261	20.254	213	261	23	2:02.724	1:19.103	130	21.773	218	21.848	197	218
7	1:23.428	42.423	141	20.746	260	20.259	213	260	24	1:49.827	52.740	127	31.620	155	25.467	125	155
8	1:22.980	42.317	142	20.624	259	20.039	209	259	25	2:14.880	1:05.127	103	36.315	139	33.438	82	139
9	1:22.769	42.352	143	20.487	269	19.930	214	269	26	1:33.580	51.672	144	21.344	260	20.564	210	260
10	1:23.123	42.485	141	20.499	267	20.139	211	267	27	1:24.233	43.532	142	20.650	267	20.051	213	267
11	1:28.231	42.422	142	20.725	260	0.000		260	28	1:23.420	42.511	141	20.796	260	20.113	214	260
12	1:59.388	1:17.334	144	20.753	270	21.301	213	270	29	1:22.686	42.381	142	20.360	268	19.945	212	268
13	1:23.501	42.731	140	20.741	258	20.029	212	258	30	1:22.524	42.271	140	20.344	264	19.909	209	264
14	1:22.660	42.267	143	20.525	267	19.868	215	267	31	1:22.941	42.362	141	20.411	270	20.168	213	270
15	1:23.539	42.706	143	20.841	268	19.992	213	268	32	1:23.040	42.375	140	20.537	270	20.128	214	270
16	1:23.671	42.176	138	20.665	258	20.830	205	258	33	1:26.041	42.749	135	21.226	218	22.066	213	218
17	1:45.006	47.126	94	31.811	141	26.069	162	141									

DTM Nürburgring Sprint

Nürburgring Sprintstrecke, length 3629

18. - 20.09.2020

DTM



Lap Analysis race 1, 19.09.2020

DMSB-Reg.No.: R-11911/20

62 Ferdinand Habsburg , WRT Audi RS 5 DTM / AUT

theoretical besttime: 1:22.729

Lap	Time	S1	V1	S2	V2	S3	V3	Vmax	Lap	Time	S1	V1	S2	V2	S3	V3	Vmax
1	1:27.896	0.000		0.000	258	19.998	209	258	21	1:31.049	42.690	139	25.261	153	23.098	205	153
2	1:33.766	53.004	141	20.435	266	20.327	205	266	22	1:51.985	54.915	132	30.545	145	26.525	104	145
3	1:38.226	49.453	134	23.553	234	25.220	144	234	23	1:54.253	57.996	119	31.192	189	25.065	168	189
4	1:56.966	52.119	139	30.685	100	34.162	92	100	24	1:56.829	58.536	128	31.708	185	26.585	110	185
5	1:36.633	54.962	143	20.890	262	20.781	207	262	25	2:18.423	1:03.010	122	38.210	151	37.203	83	151
6	1:23.714	42.931	141	20.499	270	20.284	211	270	26	1:33.693	52.164	139	20.934	260	20.595	208	260
7	1:23.627	42.936	140	20.423	274	20.268	209	274	27	1:23.588	42.956	142	20.500	267	20.132	214	267
8	1:23.605	43.122	144	20.496	267	19.987	215	267	28	1:23.115	42.558	142	20.394	267	20.163	214	267
9	1:23.039	42.357	141	20.616	260	20.066	209	260	29	1:22.972	42.426	144	20.452	268	20.094	214	268
10	1:23.329	42.538	140	20.643	258	20.148	208	258	30	1:23.081	42.548	141	20.532	268	20.001	214	268
11	1:28.131	42.531	144	20.477	263	0.000		263	31	1:23.179	42.559	140	20.430	267	20.190	214	267
12	1:57.621	1:16.631	147	20.821	255	20.169	210	255	32	1:22.997	42.456	142	20.420	267	20.121	214	267
13	1:23.200	42.466	144	20.568	259	20.166	209	259	33	1:23.096	42.455	141	20.482	267	20.159	214	267
14	1:23.063	42.561	140	20.487	261	20.015	209	261	34	1:23.151	42.535	141	20.511	267	20.105	214	267
15	1:24.186	42.480	143	20.614	272	21.092	210	272	35	1:22.959	42.427	143	20.409	267	20.123	215	267
16	1:24.410	42.348	141	20.788	256	21.274	206	256	36	1:23.108	42.504	142	20.431	267	20.173	213	267
17	1:43.564	45.896	96	31.576	131	26.092	156	131	37	1:23.230	42.534	141	20.499	268	20.197	214	268
18	1:59.657	55.217	99	29.515	191	34.925	81	191	38	1:23.223	42.562	140	20.483	267	20.178	215	267
19	1:34.587	53.006	135	21.109	260	20.472	208	260	39	1:23.416	42.625	139	20.455	270	20.336	212	270
20	1:23.497	42.889	143	20.427	263	20.181	208	263									

99 Mike Rockenfeller , Twin Busch Audi RS5 DTM / DEU

theoretical besttime: 1:22.721

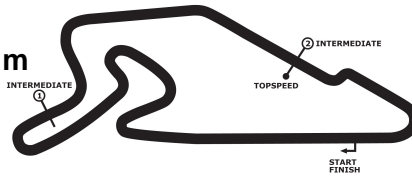
Lap	Time	S1	V1	S2	V2	S3	V3	Vmax	Lap	Time	S1	V1	S2	V2	S3	V3	Vmax
1	1:30.820	47.966	146	21.468	262	21.386	211	262	21	1:30.935	42.803	125	24.712	146	23.420	187	146
2	1:25.252	43.783	140	20.673	268	20.796	204	268	22	1:52.273	54.940	130	30.648	126	26.685	100	126
3	1:39.554	50.808	129	22.733	159	26.013	150	159	23	1:54.704	57.576	105	32.389	136	24.739	155	136
4	2:00.655	53.139	126	30.619	129	36.897	87	129	24	1:56.015	58.248	121	31.758	162	26.009	98	162
5	1:34.461	0.000		0.000	258	20.274	208	258	25	2:17.846	1:03.450	131	38.108	146	36.288	84	146
6	1:23.974	42.941	140	20.775	259	20.258	209	259	26	1:34.916	52.844	142	21.248	258	20.824	209	258
7	1:23.586	42.848	143	20.541	269	20.197	211	269	27	1:25.235	43.184	143	20.896	259	21.155	213	259
8	1:23.003	42.430	143	20.474	262	20.099	209	262	28	1:23.812	42.982	140	20.598	268	20.232	213	268
9	1:23.104	42.414	143	20.619	259	20.071	213	259	29	1:23.340	42.608	141	20.514	267	20.218	213	267
10	1:22.721	42.292	142	20.401	269	20.028	216	269	30	1:23.235	42.575	141	20.432	269	20.228	214	269
11	1:23.550	42.617	140	20.755	259	20.178	209	259	31	1:22.980	42.320	143	20.451	267	20.209	215	267
12	1:23.253	42.552	140	20.586	259	20.115	209	259	32	1:23.077	42.381	144	20.463	267	20.233	213	267
13	1:28.328	42.605	141	20.623	258	0.000		258	33	1:23.222	42.495	141	20.521	267	20.206	214	267
14	1:57.482	1:16.411	139	20.842	250	20.229	208	250	34	1:24.017	43.039	142	20.707	267	20.271	214	267
15	1:23.388	42.532	140	20.631	256	20.225	208	256	35	1:23.367	42.613	138	20.530	267	20.224	216	267
16	1:25.354	42.573	140	20.945	232	21.836	203	232	36	1:23.451	42.748	138	20.557	266	20.146	216	266
17	1:44.366	46.814	91	31.593	148	25.959	158	148	37	1:23.275	42.540	141	20.525	266	20.210	214	266
18	2:01.436	55.630	90	29.042	155	36.764	80	155	38	1:23.452	42.629	139	20.576	267	20.247	215	267
19	1:35.671	0.000		0.000	261	20.668	209	261	39	1:23.615	42.694	138	20.678	266	20.243	216	266
20	1:23.796	42.851	143	20.752	260	20.193	214	260									

DTM Nürburgring Sprint

Nürburgring Sprintstrecke, length 3629 m

18. - 20.09.2020

DTM



DTM

Best Sector Times race 1

DMSB-Reg.No.: R-11911/20

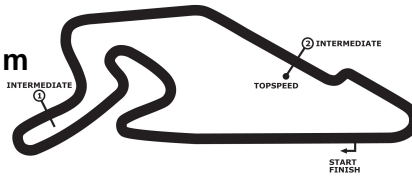
Pos.	sector 1			sector 2			sector 3			theoretical and best lap time				
	No	Driver	Time	No	Driver	Time	No	Driver	Time	No	Driver	theoretical	Best	Pos
1	51	Müller N.	41.760	31	Van der Linde S.	20.208	4	Frijns R.	19.622	51	Müller N.	1:21.664	1:21.785	
2	28	Duval L.	41.988	33	Rast R.	20.235	51	Müller N.	19.646	4	Frijns R.	1:21.997	1:22.303	
3	4	Frijns R.	42.053	28	Duval L.	20.249	28	Duval L.	19.787	28	Duval L.	1:22.024	1:22.202	
4	25	Eng P.	42.093	51	Müller N.	20.258	33	Rast R.	19.828	33	Rast R.	1:22.179	1:22.318	
5	33	Rast R.	42.116	11	Wittmann M.	20.261	53	Green J.	19.868	25	Eng P.	1:22.278	1:22.333	
6	27	Aberdein J.	42.150	8	Kubica R.	20.269	31	Van der Linde S.	19.882	11	Wittmann M.	1:22.301	1:22.388	
7	11	Wittmann M.	42.155	27	Aberdein J.	20.289	25	Eng P.	19.882	27	Aberdein J.	1:22.362	1:22.588	
8	53	Green J.	42.176	13	Scherer F.	20.289	11	Wittmann M.	19.885	53	Green J.	1:22.388	1:22.524	
9	8	Kubica R.	42.259	25	Eng P.	20.303	8	Kubica R.	19.914	31	Van der Linde S.	1:22.410	1:22.511	
10	13	Scherer F.	42.276	4	Frijns R.	20.322	27	Aberdein J.	19.923	8	Kubica R.	1:22.442	1:22.490	
11	16	Glock T.	42.286	53	Green J.	20.344	22	Auer L.	19.932	13	Scherer F.	1:22.567	1:22.881	
12	99	Rockenfeller M.	42.292	10	Newey H.	20.365	62	Habsburg F.	19.987	22	Auer L.	1:22.692	1:22.772	
13	31	Van der Linde S.	42.320	22	Auer L.	20.369	16	Glock T.	19.993	99	Rockenfeller M.	1:22.721	1:22.721	
14	62	Habsburg F.	42.348	62	Habsburg F.	20.394	13	Scherer F.	20.002	62	Habsburg F.	1:22.729	1:22.959	
15	22	Auer L.	42.391	99	Rockenfeller M.	20.401	99	Rockenfeller M.	20.028	16	Glock T.	1:22.771	1:22.866	
16	10	Newey H.	42.515	16	Glock T.	20.492	10	Newey H.	20.091	10	Newey H.	1:22.971	1:23.151	

DTM Nürburgring Sprint

Nürburgring Sprintstrecke, length 3629 m

18. - 20.09.2020

DTM



DTM

Topspeed race 1, 19.09.2020

DMSB-Reg.No.: R-11911/20

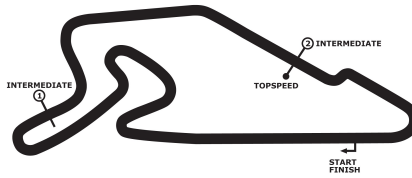
Car No.	Driver	Make	Speed km/h
10	Harrison Newey	WRT Audi RS 5 DTM	274
27	Jonathan Aberdein	CATL BMW M4 DTM	274
62	Ferdinand Habsburg	WRT Audi RS 5 DTM	274
31	Sheldon Van der Linde	Shell BMW M4 DTM	272
22	Lucas Auer	BMW Bank M4 DTM	272
13	Fabio Scherer	WRT Audi RS 5 DTM	272
8	Robert Kubica	BMW M4 CLASS1	272
51	Nico Müller	Castrol EDGE Audi RS 5 DTM	271
11	Marco Wittmann	Schaeffler BMW M4 DTM	270
25	Philipp Eng	ZF BMW M4 DTM	270
53	Jamie Green	Akrapovic Audi RS 5 DTM	270
16	Timo Glock	iQOO BMW M4 DTM	270
33	René Rast	Audi Sport RS 5 DTM	270
28	Loic Duval	BMC Air Filter Audi RS 5 DTM	269
99	Mike Rockenfeller	Twin Busch Audi RS5 DTM	269
4	Robin Frijns	Aral Ultimate Audi RS 5 DTM	261

DTM Nürburgring Sprint

Nürburgring Sprintstrecke, length 3629

18. - 20.09.2020

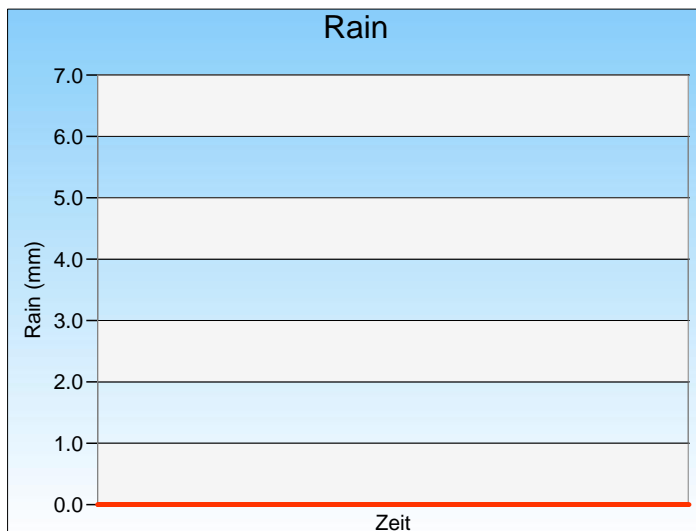
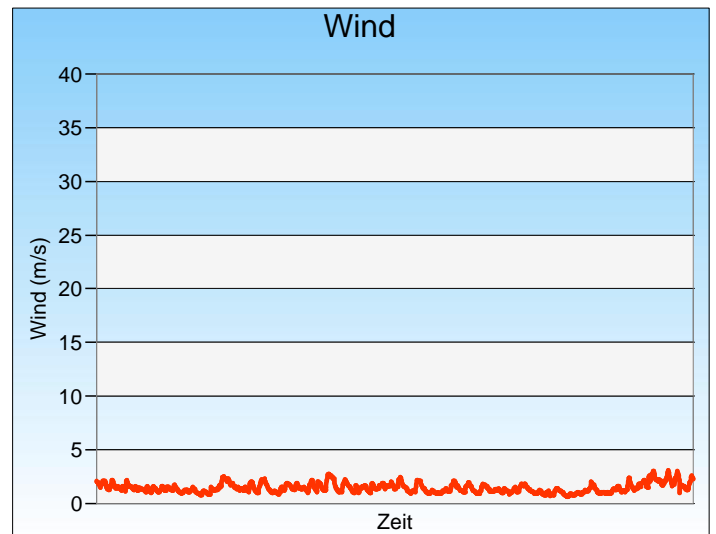
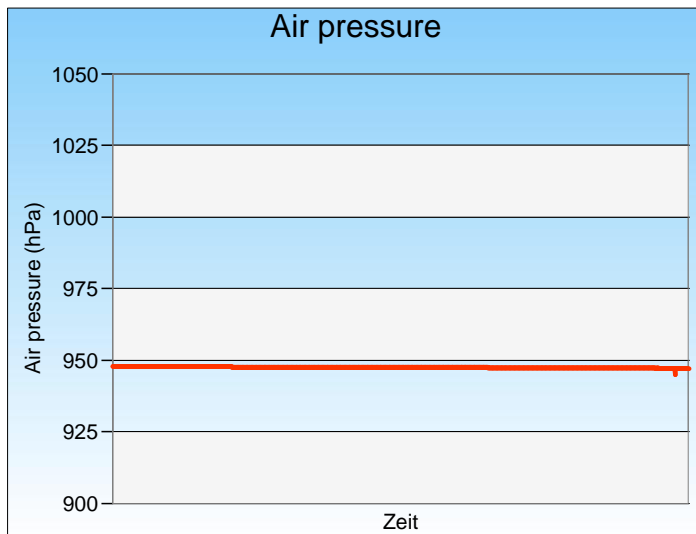
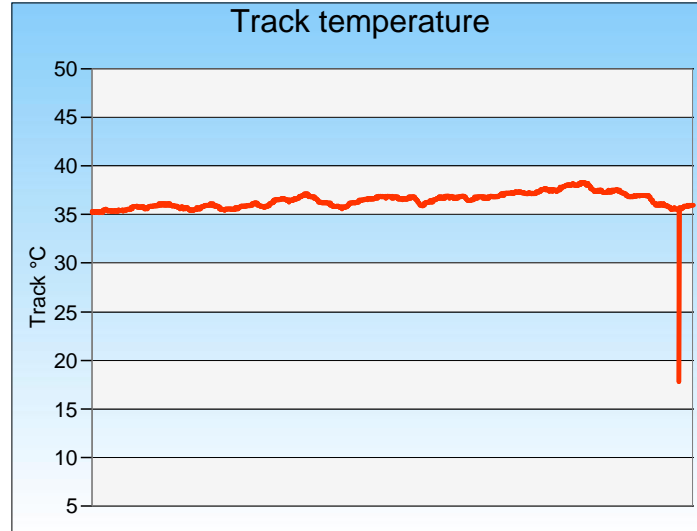
DTM




Weather race 1

DMSB-Reg.No.: R-11911/20

19.09.2020, 13:30:00 - 14:25:00




Weather:



DTM Nürburgring Sprint

Nürburgring Sprintstrecke, length 3629 m
18. - 20.09.2020



DTM

DMSB-Reg.No.: R-11911/20


Drivers Championship 2020

POS	NAME / NATION	SUM	Spa (B) 1	Spa (B) 2	Lausitzring I 1	Lausitzring I 2	Lausitzring II 1	Lausitzring II 2	Assen (NL) 1	Assen (NL) 2	Nürburgring I 1	Nürburgring I 2	Nürburgring II 1	Nürburgring II 2	Zolder (B) I 1	Zolder (B) I 2	Zolder (B) II 1	Zolder (B) II 2	Hockenheim 1	Hockenheim 2
1	Nico Müller / CHE	216	25 + 2 (1.)	25 + 1 (1.)	25 + 2 (1.)	18 + 2 (2.)	18 + 3 (2.)	10 + 2 (5.)	15 + 1 (3.)	15 (3.)	25 + 3 (1.)	10 + 3 (5.)	10 + 1 (5.)							
2	Robin Frijns / NLD	203	2 + 3 (9.)	18 + 2 (2.)	15 + 3 (3.)	12 + 3 (4.)	15 + 1 (3.)	15 + 3 (3.)	25 + 2 (1.)	18 + 1 (2.)	10 + 1 (5.)	25 + 2 (1.)	25 + 2 (1.)							
3	René Rast / DEU	180	10 + 1 (5.)	15 + 3 (3.)	6 (7.)	25 + 1 (1.)	25 + 2 (1.)	8 + 1 (6.)	10 (5.)	10 + 3 (5.)	18 + 2 (2.)	18 + 1 (2.)	18 + 3 (2.)							
4	Loic Duval / FRA	85	15 (3.)	6 (7.)	+ 1	4 (8.)	6 (7.)	4 (8.)	18 + 3 (2.)	12 + 2 (4.)	2 (9.)	12 (4.)								
5	Mike Rockenfeller / DEU	81	12 (4.)	10 (5.)	11 (11.)	10 (5.)	8 (6.)	11 (11.)	12 (4.)	11 (11.)	12 (4.)	15 (3.)	2 (9.)							
6	Sheldon Van der Linde / RSA	76	15 (15.)	8 (6.)	18 (2.)	15 (15.)	2 (9.)	1 (10.)	6 (7.)	25 (1.)	4 (8.)	8 (6.)	4 (8.)							
7	Marco Wittmann / DEU	76	11 (11.)	1 (10.)	12 (4.)	15 (3.)	10 (5.)	2 (9.)	14 (14.)	4 (8.)	15 (3.)	2 (9.)	15 (3.)							
8	Timo Glock / DEU	69	4 (8.)	13 (13.)	10 (5.)	8 (6.)	12 (4.)	18 (2.)	2 (9.)	8 (6.)	6 (7.)	14 (14.)	1 (10.)							
9	Jamie Green / GBR	53	18 (2.)	12 (4.)	4 (8.)	16 (16.)	1 (10.)	12 (4.)	12 (4.)	12 (12.)	13 (13.)	6 (7.)	14 (14.)							
10	Philipp Eng / AUT	43	8 (6.)	11 (11.)	2 (9.)	6 (7.)	4 (8.)	12 (12.)	13 (13.)	2 (9.)	8 (6.)	1 (10.)	12 (4.)							
11	Lucas Auer / AUT	36	6 (7.)	4 (8.)	12 (12.)	14 (14.)	12 (12.)	25 (1.)	11 (11.)	1 (10.)	12 (12.)	11 (11.)	12 (12.)							
12	Jonathan Aberdein / RSA	32	1 (10.)	2 (9.)	15 (15.)	2 (9.)	14 (14.)	6 (7.)	8 (6.)	13 (13.)	1 (10.)	4 (8.)	8 (6.)							

DTM Nürburgring Sprint
 Nürburgring Sprintstrecke, length 3629 m
 18. - 20.09.2020

DTM


Drivers Championship 2020



DMSB-Reg.No.: R-11911/20

POS	NAME / NATION	SUM	Spa (B) 1	Spa (B) 2	Lausitzring I 1	Lausitzring I 2	Lausitzring II 1	Lausitzring II 2	Assen (NL) 1	Assen (NL) 2	Nürburgring I 1	Nürburgring I 2	Nürburgring II 1	Nürburgring II 2	Zolder (B) I 1	Zolder (B) I 2	Zolder (B) II 1	Zolder (B) II 2	Hockenheim 1	Hockenheim 2	
13	Ferdinand Habsburg / AUT	25		(15.)	8 (6.)	1 (10.)		(11.)	4 (14.)	6 (8.)		(11.)	(15.)	6 (7.)							
14	Harrison Newey / GBR	1	(13.)		1 (10.)		(12.)	(15.)	(13.)	(12.)	(15.)	(14.)	(13.)	(11.)							
15	Robert Kubica / POL	1	(14.)	(14.)	(13.)	(13.)	(16.)	(16.)	(10.)	(14.)	(16.)	(12.)	(13.)								
16	Fabio Scherer / CHE	0	(12.)	(12.)	(14.)	(11.)	(13.)	(15.)	(15.)		(15.)	(16.)									

DTM Nürburgring Sprint
 Nürburgring Sprintstrecke, length 3629 m
 18. - 20.09.2020
 DTM



DMSB-Reg.No.: R-11911/20

Team Championship 2020

POS	TEAM	SUM	Spa (B) 1	Spa (B) 2	Lausitzring I 1	Lausitzring I 2	Lausitzring II 1	Lausitzring II 2	Assen (NL) 1	Assen (NL) 2	Nürburgring I 1	Nürburgring I 2	Nürburgring II 1	Nürburgring II 2	Zolder (B) I 1	Zolder (B) I 2	Zolder (B) II 1	Zolder (B) II 2	Hockenheim 1	Hockenheim 2	
1	Audi Sport Team Abt Sportsline	419	32	46	45	35	37	30	43	34	39	40	38								
2	Audi Sport Team Rosberg	233	29	30	10	26	28	21	10	13	20	25	21								
3	Audi Sport Team Phoenix	166	27	16	1	14	14	4	33	14	14	27	2								
4	BMW Team RMG	145	4	1	22	23	22	20	2	12	21	2	16								
5	BMW Team RBM	119	8	8	20	6	6	1	6	27	12	9	16								
6	BMW Team RMR	68	7	6		2		31	8	1	1	4	8								
7	WRT Team Audi Sport	26			9	1			4	6			6								
8	ORLEN Team ART (ART Grand Prix)	1							1												

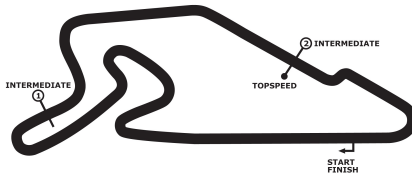
DTM Nürburgring Sprint

Nürburgring Sprintstrecke, length 3629

18. - 20.09.2020

DTM

Brand Championship 2020



DMSB -Reg.No.: R-11911/20


POS	NAME / NATION	SUM	Spa (B) 1	Spa (B) 2	Lausitzring I 1	Lausitzring I 2	Lausitzring II 1	Lausitzring II 2	Assen (NL) 1	Assen (NL) 2	Nürburgring I 1	Nürburgring I 2	Nürburgring II 1	Nürburgring II 2	Zolder (B) I 1	Zolder (B) I 2	Zolder (B) II 1	Zolder (B) II 2	Hockenheim 1	Hockenheim 2	
1	AUDI	755	76	76	60	71	72	51	76	61	71	76	65								
2	BMW	329	19	15	42	31	28	51	17	39	33	15	39								

DTM Nürburgring Sprint

Nürburgring Sprintstrecke, length 3629

18. - 20.09.2020

DTM



DTM

Fastest Lap in race 1, 19.09.2020

DMSB-Reg.No.: R-11911/20

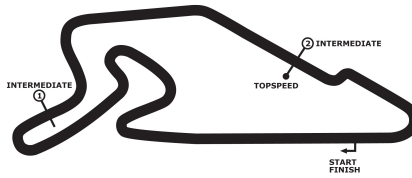
RG.	No.	Driver	Entrant	Time	IN.	DIFF	INT	KM/H	at
1	51	Müller N (CHE)	Audi Sport Team Abt Sportsline	<u>1:21.785</u>	13		0.417	159.741	13:52:53
2	28	Duval L (FRA)	Audi Sport Team Phoenix	1:22.202	11	0.417	0.101	158.930	13:50:10
3	4	Frijns R (NLD)	Audi Sport Team Abt Sportsline	1:22.303	2	0.518	0.015	158.735	13:35:45
4	33	Rast R (DEU)	Audi Sport Team Rosberg	1:22.318	11	0.533	0.015	158.706	13:49:22
5	25	Eng P (AUT)	BMW Team RBM	1:22.333	30	0.548	0.055	158.678	14:20:27
6	11	Wittmann M (DEU)	BMW Team RMG	1:22.388	30	0.603	0.102	158.572	14:20:27
7	8	Kubica R (POL)	ORLEN Team ART (ART Grand Prix)	1:22.490	30	0.705	0.021	158.376	14:20:59
8	31	Van der Linde S (RSA)	BMW Team RBM	1:22.511	29	0.726	0.013	158.335	14:19:08
9	53	Green J (GBR)	Audi Sport Team Rosberg	1:22.524	30	0.739	0.064	158.310	14:20:32
10	27	Aberdein J (RSA)	BMW Team RMR	1:22.588	33	0.803	0.133	158.188	14:24:38
11	99	Rockenfeller M (DEU)	Audi Sport Team Phoenix	1:22.721	10	0.936	0.051	157.933	13:48:06
12	22	Auer L (AUT)	BMW Team RMR	1:22.772	8	0.987	0.094	157.836	13:45:22
13	16	Glock T (DEU)	BMW Team RMG	1:22.866	11	1.081	0.015	157.657	13:49:32
14	13	Scherer F (CHE)	WRT Team Audi Sport	1:22.881	2	1.096	0.078	157.628	13:35:50
15	62	Habsburg F (AUT)	WRT Team Audi Sport	<u>1:22.959</u>	35	1.174	0.192	157.480	14:27:26
16	10	Newey H (GBR)	WRT Team Audi Sport	1:23.151	10	1.366		157.117	13:48:11

DTM Nürburgring Sprint

Nürburgring Sprintstrecke, length 3629

18. - 20.09.2020

DTM



DTM

Stint Analysis race 1, 19.09.2020

DMSB-Reg.No.: R-11911/20


POS	NO	DRIVER	STINT 1			STINT 2			STINT 3			STINT 4		
			LAPS	TIME	KM/H	LAPS	TIME	KM/H	LAPS	TIME	KM/H	LAPS	TIME	KM/H
1.	4	Frijns Robin	16	23:22.395	149.052	23	36:29.156	137.259						
2.	33	Rast René	16	23:23.547	148.930	23	36:28.664	137.290						
3.	11	Wittmann Marco	16	23:27.072	148.557	23	36:26.052	137.454						
4.	25	Eng Philipp	15	22:02.692	148.157	24	37:51.843	138.014						
5.	51	Müller Nico	9	13:52.757	141.193	30	46:03.537	141.823						
6.	27	Aberdein Jonathan	16	23:28.467	148.410	23	36:28.295	137.313						
7.	62	Habsburg Ferdinand	11	16:38.932	143.862	28	43:21.132	140.632						
8.	31	Van der Linde Sheldon	13	19:19.024	146.535	26	40:41.373	139.133						
9.	99	Rockenfeller Mike	13	19:22.261	146.127	26	40:44.260	138.968						
10.	16	Glock Timo	16	23:35.760	147.645	23	36:33.083	137.013						
11.	10	Newey Harrison	16	23:40.810	147.121	23	36:28.641	137.291						
12.	22	Auer Lucas	16	23:34.116	147.817	23	36:36.788	136.782						
13.	8	Kubica Robert	13	19:28.733	145.317	13	22:37.394	125.120	13	18:22.451	154.054			
14.	53	Green Jamie	11	16:36.166	144.261	11	17:42.695	135.230	11	17:25.896	137.402			
15.	13	Scherer Fabio	14	20:45.899	146.803	6	10:10.591	128.378						
16.	28	Duval Loic	7	11:04.911	137.538	12	19:51.911	131.531						

DTM Nürburgring Sprint

Nürburgring Sprintstrecke, length 3629

18. - 20.09.2020

DTM



DTM

Pitstop (Chronology) race 1, 19.09.2020

DMSB-Reg.No.: R-11911/20


Car	Driver	Entrant	at Lap	Time	duration	Sum
28	Duval Loic	Audi Sport Team Phoenix	7	13:43:59	39.508	39.508
51	Müller Nico	Audi Sport Team Abt Sportsline	9	13:46:47	36.769	36.769
53	Green Jamie	Audi Sport Team Rosberg	11	13:49:31	36.939	36.939
62	Habsburg Ferdinand	WRT Team Audi Sport	11	13:49:33	36.338	36.338
31	Van der Linde Sheldon	BMW Team RBM	13	13:52:14	36.937	36.937
99	Rockenfeller Mike	Audi Sport Team Phoenix	13	13:52:17	36.638	36.638
8	Kubica Robert	ORLEN Team ART (ART Grand Prix)	13	13:52:23	38.561	38.561
13	Scherer Fabio	WRT Team Audi Sport	14	13:53:40	38.286	38.286
25	Eng Philipp	BMW Team RBM	15	13:54:57	35.876	35.876
4	Frijns Robin	Audi Sport Team Abt Sportsline	16	13:56:17	36.515	36.515
33	Rast René	Audi Sport Team Rosberg	16	13:56:18	37.043	37.043
11	Wittmann Marco	BMW Team RMG	16	13:56:22	37.119	37.119
27	Aberdein Jonathan	BMW Team RMR	16	13:56:23	38.155	38.155
10	Newey Harrison	WRT Team Audi Sport	16	13:56:35	37.260	37.260
16	Glock Timo	BMW Team RMG	16	13:56:30	48.242	48.242
22	Auer Lucas	BMW Team RMR	16	13:56:29	53.173	53.173
53	Green Jamie	Audi Sport Team Rosberg	22	14:07:13	37.322	1:14.261

DTM Nürburgring Sprint

Nürburgring Sprintstrecke, length 3629

18. - 20.09.2020

DTM



DTM

Pitstops race 1, 19.09.2020

DMSB-Reg.No.: R-11911/20

Pos	Car	Driver	Entrant	at Lap	Time	Duration
1	25	Eng Philipp	BMW Team RBM	15	13:54:57	35.876
2	62	Habsburg Ferdinand	WRT Team Audi Sport	11	13:49:33	36.338
3	4	Frijns Robin	Audi Sport Team Abt Sportsline	16	13:56:17	36.515
4	99	Rockenfeller Mike	Audi Sport Team Phoenix	13	13:52:17	36.638
5	51	Müller Nico	Audi Sport Team Abt Sportsline	9	13:46:47	36.769
6	31	Van der Linde Sheldon	BMW Team RBM	13	13:52:14	36.937
7	53	Green Jamie	Audi Sport Team Rosberg	11	13:49:31	36.939
8	33	Rast René	Audi Sport Team Rosberg	16	13:56:18	37.043
9	11	Wittmann Marco	BMW Team RMG	16	13:56:22	37.119
10	10	Newey Harrison	WRT Team Audi Sport	16	13:56:35	37.260
11	27	Aberdein Jonathan	BMW Team RMR	16	13:56:23	38.155
12	13	Scherer Fabio	WRT Team Audi Sport	14	13:53:40	38.286
13	8	Kubica Robert	ORLEN Team ART (ART Grand Prix)	13	13:52:23	38.561
14	28	Duval Loic	Audi Sport Team Phoenix	7	13:43:59	39.508
15	16	Glock Timo	BMW Team RMG	16	13:56:30	48.242
16	22	Auer Lucas	BMW Team RMR	16	13:56:29	53.173

DTM Nürburgring Sprint

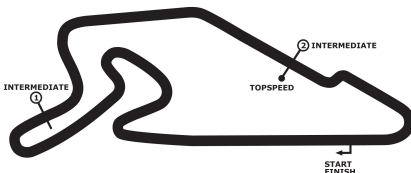
Nürburgring Sprintstrecke, length 3629

18. - 20.09.2020

DTM

Starting grid race 1

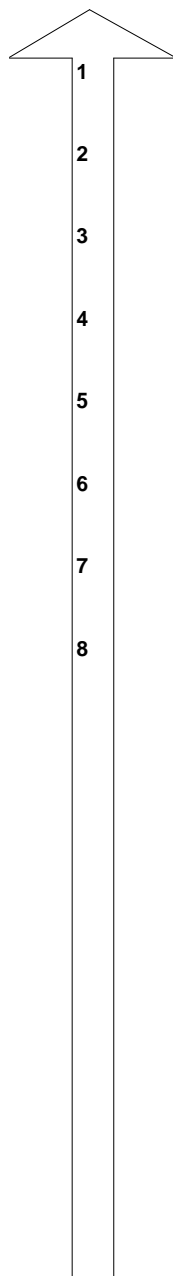
green flag lap at time: 13:30:00



DTM

DMSB-Reg.No.: R-11911/20

33 René Rast Audi Sport RS 5 DTM	1:19.472
51 Nico Müller Castrol EDGE Audi RS 5 DTM	1:19.686
27 Jonathan Aberdein CATL BMW M4 DTM	1:19.782
62 Ferdinand Habsburg WRT Audi RS 5 DTM	1:19.870
13 Fabio Scherer WRT Audi RS 5 DTM	1:19.952
31 Sheldon Van der Linde Shell BMW M4 DTM	1:19.994
28 Loic Duval BMC Air Filter Audi RS 5 DTM	1:20.061
22 Lucas Auer BMW Bank M4 DTM	1:20.292



4 Robin Frijns Aral Ultimate Audi RS 5 DTM	1:19.607
25 Philipp Eng ZF BMW M4 DTM	1:19.705
11 Marco Wittmann Schaeffler BMW M4 DTM	1:19.867
53 Jamie Green Akrapovic Audi RS 5 DTM	1:19.920
16 Timo Glock iQOO BMW M4 DTM	1:19.978
99 Mike Rockenfeller Twin Busch Audi RS5 DTM	1:20.029
8 Robert Kubica BMW M4 CLASS1	1:20.106
10 Harrison Newey WRT Audi RS 5 DTM	0.000

Felix Holter

Thomas Ferrero

Andreas Witkowski

CAR # 10 - ALLOWED TO START FROM THE BACK OF THE GRID (DECISION 16)