

# Autodromo Nazionale Monza

## International GT Open

### Race - 1

#### Provisional Results



Autodromo Nazionale Monza 5.793 m.

Cls	Nº	Entrant/Team	Nat	Driver 1	Nat	Driver 2	Nat	Vehicle	Cat	Cl	Laps	Total Time	Gap	Interval	Km/h	Best	Time	Km/h	
1	26	Team Lazarus	ITA	Fabrizio Crestani	ITA	<u>Yannick Mettler</u>	CHE	Bentley Continental GT3	PRO	1	38	1:10:02.911			188.5	23	1:47.859	193.3	
2	34	TF Sport	GBR	<u>Salih Yoluc</u>	TUR	Charlie Eastwood	IRL	Aston Martin Vantage GT3	PRO	2	38	1:10:37.240	34.329	34.329	187.0	22	1:47.873	193.3	
3	72	Optimum Motorsport	GBR	Nick Moss	GBR	<u>Joe Osborne</u>	GBR	McLaren 720 S GT3	PROAM	1	38	1:10:38.227	35.316	0.987	186.9	9	1:48.169	192.7	
4	59	Teo Martín Motorsport	ESP	<u>Miguel Ramos</u>	PRT	Henrique Chaves	PRT	McLaren 720 S GT3	PRO	3	38	1:10:38.449	35.538	0.222	186.9	18	1:47.668	193.6	
5	16	Teo Martín Motorsport	ESP	<u>Marcelo Hahn</u>	BRA	Allam Khodair	BRA	McLaren 720 S GT3	PROAM	2	38	1:10:45.563	42.652	7.114	186.6	28	1:47.899	193.2	
6	57	Teo Martín Motorsport	ESP	<u>Bar Baruch</u>	ISR	Christian M. Hahn	BRA	McLaren 720 S GT3	PRO	4	38	1:10:46.793	43.882	1.230	186.6	12	1:48.455	192.2	
7	17	AF Corse / APM Monaco	ITA	Louis Prette	MCO	<u>Vincent Abril</u>	MCO	Ferrari 488 GT3	PRO	5	38	1:10:47.836	44.925	1.043	186.5	5	1:48.351	192.4	
8	7	Optimum Motorsport	GBR	Brendan Iribe	USA	<u>Ollie Millroy</u>	GBR	McLaren 720 S GT3	PROAM	3	38	1:10:52.401	49.490	4.565	186.3	6	1:48.198	192.7	
9	13	AKM Motorsport	RUS	Alexey Nesov	RUS	<u>Alexander Moiseev</u>	RUS	Mercedes AMG GT3 - 2020	AM	1	38	1:11:13.676	1:10.765	21.275	185.4	22	1:48.598	192.0	
10	88	JP Motorsport	POL	<u>Patryk Krupinski</u>	POL	Christian Klien	AUT	Mercedes AMG GT3 - 2016	PROAM	4	38	1:11:19.140	1:16.229	5.464	185.1	30	1:48.714	191.8	
11	48	AF Corse / APM Monaco	ITA	Stephane Ortelli	MCO	<u>Angelo Negro</u>	ITA	Ferrari 488 GT3	PROAM	5	38	1:11:28.381	1:25.470	9.241	184.7	22	1:48.299	192.5	
12	44	GetSpeed Performance	DEU	Florian Scholze	DEU	<u>Jens Liebhauser</u>	DEU	Mercedes AMG GT3	AM	2	38	1:11:34.175	1:31.264	5.794	184.5	6	1:49.228	190.9	
13	25	RS Racing	ITA	Daniele Di Amato	ITA	<u>Alessandro Vezzoni</u>	ITA	Ferrari 488 GT3	PROAM	6	38	1:11:37.684	1:34.773	3.509	184.3	23	1:48.926	191.4	
<b>Not classified: (Requirements: 75% of number laps of leader = 29 Laps)</b>																			
28	Team Lazarus	ITA	<u>Stefano Coletti</u>	MCO	Nico Varrone	ARG	Bentley Continental GT3	PRO	6	1	2:42.598	37 Laps	37 Laps	128.2	1	2:42.598	128.2		

Fastest lap Ramos - Chaves in 1:47.668 at 193.7 Km/h in lap 18

CAR #88 - 5 SECONDS TIME PENALTY ADDED TO RACE TIME - CUTTING T4 AND GAINING ADVANTAGE

DRIVER CAR 25 - REPRIMAND - NO RESPECT STARTING PROCEDURE

CAR #44 - 5 SECONDS TIME PENALTY ADDED TO RACE TIME - LESS TIME HANDICAP

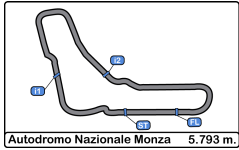
CAR #72 - 1 SECOND TIME PENALTY ADDED TO RACE TIME - LESS TIME HANDICAP

Published at:.....

Track Temp: 26.5 °C Air Temp: 18.8 °C Humidity: 26 % Track Status: DRY

Stewards:	Race Director:	Timekeeper:
-----------	----------------	-------------





**Autodromo Nazionale Monza**  
**International GT Open**  
**Race - 1**  
**Provisional Results by Class**



Cls	Nº	Entrant/Team	Nat	Driver 1	Nat	Driver 2	Nat	Vehicle	Cat	Cl	Laps	Total Time	Gap	Interval	Km/h	Best	Time	Km/h	
<b>PRO</b>																			
1	26	Team Lazarus	ITA	Fabrizio Crestani	ITA	<b>Yannick Mettler</b>	CHE	Bentley Continental GT3	PRO	1	38	1:10:02.911			188.5	23	1:47.859	193.3	
2	34	TF Sport	GBR	<b>Salih Yoluc</b>	TUR	Charlie Eastwood	IRL	Aston Martin Vantage GT3	PRO	2	38	1:10:37.240	34.329	34.329	187.0	22	1:47.873	193.3	
3	59	Teo Martín Motorsport	ESP	<b>Miguel Ramos</b>	PRT	Henrique Chaves	PRT	McLaren 720 S GT3	PRO	3	38	1:10:38.449	35.538	1.209	186.9	18	1:47.668	193.6	
4	57	Teo Martín Motorsport	ESP	<b>Bar Baruch</b>	ISR	Christian M. Hahn	BRA	McLaren 720 S GT3	PRO	4	38	1:10:46.793	43.882	8.344	186.6	12	1:48.455	192.2	
5	17	AF Corse / APM Monaco	ITA	Louis Prette	MCO	<b>Vincent Abril</b>	MCO	Ferrari 488 GT3	PRO	5	38	1:10:47.836	44.925	1.043	186.5	5	1:48.351	192.4	
<b>Not classified: (Requirements: 75% of number laps of leader = 29 Laps)</b>																			
28		Team Lazarus	ITA	<b>Stefano Coletti</b>	MCO	Nico Varrone	ARG	Bentley Continental GT3	PRO	6	1	2:42.598	37 Laps	37 Laps	128.2	1	2:42.598	128.2	
<b>PROAM</b>																			
1	72	Optimum Motorsport	GBR	Nick Moss	GBR	<b>Joe Osborne</b>	GBR	McLaren 720 S GT3	PROAM	1	38	1:10:38.227			186.9	9	1:48.169	192.7	
2	16	Teo Martín Motorsport	ESP	<b>Marcelo Hahn</b>	BRA	Allam Khodair	BRA	McLaren 720 S GT3	PROAM	2	38	1:10:45.563	42.652	7.336	186.6	28	1:47.899	193.2	
3	7	Optimum Motorsport	GBR	Brendan Iribe	USA	<b>Ollie Millroy</b>	GBR	McLaren 720 S GT3	PROAM	3	38	1:10:52.401	49.490	6.838	186.3	6	1:48.198	192.7	
4	88	JP Motorsport	POL	<b>Patryk Krupinski</b>	POL	Christian Klien	AUT	Mercedes AMG GT3 - 2016	PROAM	4	38	1:11:19.140	1:16.229	26.739	185.1	30	1:48.714	191.8	
5	48	AF Corse / APM Monaco	ITA	Stephane Ortelli	MCO	<b>Angelo Negro</b>	ITA	Ferrari 488 GT3	PROAM	5	38	1:11:28.381	1:25.470	9.241	184.7	22	1:48.299	192.5	
6	25	RS Racing	ITA	Daniele Di Amato	ITA	<b>Alessandro Vezzoni</b>	ITA	Ferrari 488 GT3	PROAM	6	38	1:11:37.684	1:34.773	9.303	184.3	23	1:48.926	191.4	
<b>AM</b>																			
1	13	AKM Motorsport	SMR	Alexey Nesov	RUS	<b>Alexander Moiseev</b>	RUS	Mercedes AMG GT3 - 2020	AM	1	38	1:11:13.676			185.4	22	1:48.598	192.0	
2	44	GetSpeed Performance	DEU	Florian Scholze	DEU	<b>Jens Liebhauser</b>	DEU	Mercedes AMG GT3	AM	2	38	1:11:34.175	1:31.264	20.499	184.5	6	1:49.228	190.9	

Fastest lap Ramos - Chaves in 1:47.668 at 193.7 Km/h in lap 18

Published at:.....

Track Temp: 26.5 °C    Air Temp: 18.8 °C    Humidity: 26 %    Track Status: DRY

<b>Stewards:</b>	<b>Race Director:</b>	<b>Timekeeper:</b>
------------------	-----------------------	--------------------






**Autodromo Nazionale Monza**  
**International GT Open**  
**Race - 1**



**Provisional Classification by Driver Fastest Lap**

Cl	N°	Entrant/Team	Nat	Vehicle	Driver	Nat	Cat	Cl	Laps	Best	Time	Gap	Interval	Km/h
1	59	Teo Martín Motorsport	ESP	McLaren 720 S GT3	Henrique Chaves	PRT	PRO	1	22	2	1:47.668			193.6
2	26	Team Lazarus	ITA	Bentley Continental GT3	Fabrizio Crestani	ITA	PRO	2	22	7	1:47.859	0.191	0.191	193.3
3	34	TF Sport	GBR	Aston Martin Vantage GT3	Charlie Eastwood	IRL	PRO	3	22	6	1:47.873	0.205	0.014	193.3
4	16	Teo Martín Motorsport	ESP	McLaren 720 S GT3	Allam Khodair	BRA	PROAM	1	22	12	1:47.899	0.231	0.026	193.2
5	26	Team Lazarus	ITA	Bentley Continental GT3	Yannick Mettler	CHE	PRO	4	16	6	1:47.922	0.254	0.023	193.2
6	72	Optimum Motorsport	GBR	McLaren 720 S GT3	Joe Osborne	GBR	PROAM	2	23	9	1:48.169	0.501	0.247	192.7
7	59	Teo Martín Motorsport	ESP	McLaren 720 S GT3	Miguel Ramos	PRT	PRO	5	16	5	1:48.178	0.510	0.009	192.7
8	7	Optimum Motorsport	GBR	McLaren 720 S GT3	Ollie Millroy	GBR	PROAM	3	23	6	1:48.198	0.530	0.020	192.7
9	48	AF Corse / APM Monaco	ITA	Ferrari 488 GT3	Stephane Ortelli	MCO	PROAM	4	22	6	1:48.299	0.631	0.101	192.5
10	17	AF Corse / APM Monaco	ITA	Ferrari 488 GT3	Vincent Abril	MCO	PRO	6	22	5	1:48.351	0.683	0.052	192.4
11	57	Teo Martín Motorsport	ESP	McLaren 720 S GT3	Bar Baruch	ISR	PRO	7	19	12	1:48.455	0.787	0.104	192.2
12	57	Teo Martín Motorsport	ESP	McLaren 720 S GT3	Christian M. Hahn	BRA	PRO	8	19	4	1:48.535	0.867	0.080	192.1
13	13	AKM Motorsport	SMR	Mercedes AMG GT3 - 2020	Alexey Nesov	RUS	AM	1	22	6	1:48.598	0.930	0.063	192.0
14	34	TF Sport	GBR	Aston Martin Vantage GT3	Salih Yoluc	TUR	PRO	9	16	10	1:48.600	0.932	0.002	192.0
15	88	JP Motorsport	POL	Mercedes AMG GT3 - 2016	Christian Klien	AUT	PROAM	5	22	14	1:48.714	1.046	0.114	191.8
16	25	RS Racing	ITA	Ferrari 488 GT3	Daniele Di Amato	ITA	PROAM	6	22	7	1:48.926	1.258	0.212	191.4
17	16	Teo Martín Motorsport	ESP	McLaren 720 S GT3	Marcelo Hahn	BRA	PROAM	7	16	5	1:48.990	1.322	0.064	191.3
18	17	AF Corse / APM Monaco	ITA	Ferrari 488 GT3	Louis Prette	MCO	PRO	10	16	13	1:49.120	1.452	0.130	191.1
19	44	GetSpeed Performance	DEU	Mercedes AMG GT3	Jens Liebhauser	DEU	AM	2	18	6	1:49.228	1.560	0.108	190.9
20	7	Optimum Motorsport	GBR	McLaren 720 S GT3	Brendan Iribe	USA	PROAM	8	15	15	1:49.393	1.725	0.165	190.6
21	72	Optimum Motorsport	GBR	McLaren 720 S GT3	Nick Moss	GBR	PROAM	9	15	14	1:49.482	1.814	0.089	190.4
22	44	GetSpeed Performance	DEU	Mercedes AMG GT3	Florian Scholze	DEU	AM	3	20	17	1:49.536	1.868	0.054	190.3
23	88	JP Motorsport	POL	Mercedes AMG GT3 - 2016	Patryk Krupinski	POL	PROAM	10	16	12	1:49.838	2.170	0.302	189.8
24	13	AKM Motorsport	SMR	Mercedes AMG GT3 - 2020	Alexander Moiseev	RUS	AM	4	16	12	1:50.110	2.442	0.272	189.3
25	25	RS Racing	ITA	Ferrari 488 GT3	Alessandro Vezzoni	ITA	PROAM	11	16	9	1:50.223	2.555	0.113	189.2
26	48	AF Corse / APM Monaco	ITA	Ferrari 488 GT3	Angelo Negro	ITA	PROAM	12	16	7	1:50.512	2.844	0.289	188.7
27	28	Team Lazarus	ITA	Bentley Continental GT3	Stefano Coletti	MCO	PRO	11	1	1	2:42.598	54.930	52.086	128.2





Autodromo Nazionale Monza

International GT Open

Race - 1

Distance and Speed Average



Cls	Nº	Entrant/Team	Nat	Driver 1	Nat	Driver 2	Nat	Vehicle	Cat	Cls	Laps	Distance	Total Time	Km/h
1	26	Team Lazarus	ITA	Fabrizio Crestani	ITA	<u>Yannick Mettler</u>	CHE	Bentley Continental GT3	PRO	1	38	220.13	1:10:02.911	188.5
2	34	TF Sport	GBR	<u>Salih Yoluc</u>	TUR	Charlie Eastwood	IRL	Aston Martin Vantage GT3	PRO	2	38	220.13	1:10:37.240	187.0
3	72	Optimum Motorsport	GBR	Nick Moss	GBR	<u>Joe Osborne</u>	GBR	McLaren 720 S GT3	PROAM	1	38	220.13	1:10:38.227	186.9
4	59	Teo Martín Motorsport	ESP	<u>Miguel Ramos</u>	PRT	Henrique Chaves	PRT	McLaren 720 S GT3	PRO	3	38	220.13	1:10:38.449	186.9
5	16	Teo Martín Motorsport	ESP	<u>Marcelo Hahn</u>	BRA	Allam Khodair	BRA	McLaren 720 S GT3	PROAM	2	38	220.13	1:10:45.563	186.6
6	57	Teo Martín Motorsport	ESP	<u>Bar Baruch</u>	ISR	Christian M. Hahn	BRA	McLaren 720 S GT3	PRO	4	38	220.13	1:10:46.793	186.6
7	17	AF Corse / APM Monaco	ITA	Louis Prette	MCO	<u>Vincent Abril</u>	MCO	Ferrari 488 GT3	PRO	5	38	220.13	1:10:47.836	186.5
8	7	Optimum Motorsport	GBR	Brendan Iribe	USA	<u>Ollie Millroy</u>	GBR	McLaren 720 S GT3	PROAM	3	38	220.13	1:10:52.401	186.3
9	13	AKM Motorsport	GBR	Alexey Nesov	RUS	<u>Alexander Moiseev</u>	RUS	Mercedes AMG GT3 - 2020	AM	1	38	220.13	1:11:13.676	185.4
10	88	JP Motorsport	POL	<u>Patryk Krupinski</u>	POL	Christian Klien	AUT	Mercedes AMG GT3 - 2016	PROAM	4	38	220.13	1:11:19.140	185.1
11	48	AF Corse / APM Monaco	ITA	Stephane Ortelli	MCO	<u>Angelo Negro</u>	ITA	Ferrari 488 GT3	PROAM	5	38	220.13	1:11:28.381	184.7
12	44	GetSpeed Performance	DEU	Florian Scholze	DEU	<u>Jens Liebhauser</u>	DEU	Mercedes AMG GT3	AM	2	38	220.13	1:11:34.175	184.5
13	25	RS Racing	ITA	Daniele Di Amato	ITA	<u>Alessandro Vezzoni</u>	ITA	Ferrari 488 GT3	PROAM	6	38	220.13	1:11:37.684	184.3
<b>Not classified: (Requirements: 75% of number laps of leader = 29 Laps)</b>														
	28	Team Lazarus	ITA	<u>Stefano Coletti</u>	MCO	Nico Varrone	ARG	Bentley Continental GT3	PRO	6	1	05.79	2:42.598	128.2





**Autodromo Nazionale Monza**  
**International GT Open**  
**Race - 1**  
**Lap Analysis**



**7**

1 Brendan Iribe

McLaren 720 S GT3

**13**

1 Alexey Nesov

Mercedes AMG GT3 - 2020

PROAM

2 Ollie Millroy

Optimum Motorsport


AM

2 Alexander Moiseev

AKM Motorsport

Lap	D	Time	Sector 1	Sector 2	Sector 3	T. Spd	Elapsed	Lap	D	Time	Sector 1	Sector 2	Sector 3	T. Spd	Elapsed
1	2	1:55.311	39.804	37.680	37.827	237.8	1:55.311	1	2	2:00.112	41.942	39.241	38.929	226.4	2:00.112
2	2	1:49.903	34.928	37.269	37.706	269.3	3:45.214	2	2	1:51.025	34.824	37.966	38.235	270.0	3:51.137
3	2	1:49.155	34.713	36.992	37.450	269.3	5:34.369	3	2	1:51.259	35.177	37.847	38.235	272.7	5:42.396
4	2	1:48.858	34.721	36.808	37.329	272.0	7:23.227	4	2	1:50.817	34.697	37.787	38.333	272.0	7:33.213
5	2	1:48.623	34.490	36.894	37.239	272.7	9:11.850	5	2	1:50.996	34.835	37.767	38.394	272.0	9:24.209
6	2	1:48.198	34.408	36.643	37.147	273.4	11:00.048	6	2	1:50.900	34.724	37.675	38.501	271.3	11:15.109
7	2	1:48.707	34.489	36.882	37.336	271.3	12:48.755	7	2	1:52.181	35.831	38.035	38.315	266.6	13:07.290
8	2	1:48.668	34.546	36.860	37.262	272.0	14:37.423	8	2	1:50.924	34.678	37.983	38.263	272.0	14:58.214
9	2	1:48.484	34.333	36.885	37.266	272.7	16:25.907	9	2	1:50.679	34.739	38.015	37.925	271.3	16:48.893
10	2	1:48.475	34.428	36.756	37.291	273.4	18:14.382	10	2	1:50.386	34.767	37.499	38.120	271.3	18:39.279
11	2	1:48.804	34.297	37.004	37.503	273.4	20:03.186	11	2	1:50.304	34.726	37.382	38.196	271.3	20:29.583
12	2	1:48.623	34.420	37.047	37.156	272.7	21:51.809	12	2	1:50.110	34.595	37.665	37.850	273.4	22:19.693
13	2	1:49.136	34.437	37.060	37.639	272.7	23:40.945	13	2	1:50.519	34.781	37.633	38.105	270.0	24:10.212
14	2	1:48.642	34.359	36.911	37.372	272.7	25:29.587	14	2	1:51.250	34.688	38.322	38.240	272.0	26:01.462
15	2	1:49.006	34.512	37.146	37.348	274.8	27:18.593	15	2	1:50.787	34.880	37.819	38.088	271.3	27:52.249
16	2	1:48.726	34.404	37.046	37.276	274.1	29:07.319	16	2	1:56.975 P	34.840	37.910	44.225	271.3	29:49.224
17	2	1:48.815	34.343	36.948	37.524	272.0	30:56.134	17	1	3:10.472	1:55.695	37.250	37.527	210.5	32:59.696
18	2	1:49.191	34.639	37.063	37.489	273.4	32:45.325	18	1	1:49.115	34.682	37.079	37.354	271.3	34:48.811
19	2	1:49.083	34.474	37.145	37.464	273.4	34:34.408	19	1	1:49.275	34.496	37.436	37.343	272.7	36:38.086
20	2	1:49.104	34.510	37.157	37.437	273.4	36:23.512	20	1	1:48.992	34.747	37.031	37.214	270.6	38:27.078
21	2	1:49.031	34.377	37.140	37.514	273.4	38:12.543	21	1	1:48.859	34.732	36.905	37.222	270.6	40:15.937
22	2	1:49.383	34.633	37.084	37.666	272.0	40:01.926	22	1	1:48.598	34.499	36.832	37.267	272.0	42:04.535
23	2	1:55.116 P	34.576	37.183	43.357	272.7	41:57.042	23	1	1:49.971	34.591	37.500	37.880	272.0	43:54.506
24	1	3:01.600	1:45.776	37.629	38.195	211.3	44:58.642	24	1	1:49.423	34.690	37.174	37.559	272.7	45:43.929
25	1	1:51.362	35.073	38.203	38.086	266.6	46:50.004	25	1	1:49.328	35.367	36.793	37.168	267.9	47:33.257
26	1	1:51.051	34.691	37.802	38.558	272.0	48:41.055	26	1	1:48.808	34.559	36.841	37.408	270.6	49:22.065
27	1	1:51.179	34.877	37.730	38.572	270.0	50:32.234	27	1	1:49.774	34.578	37.783	37.413	270.6	51:11.839
28	1	1:50.730	34.771	37.308	38.651	272.0	52:22.964	28	1	1:49.200	34.680	37.013	37.507	266.6	53:01.039
29	1	1:50.680	34.799	37.809	38.072	272.0	54:13.644	29	1	1:49.101	34.653	37.005	37.443	267.9	54:50.140
30	1	1:51.257	34.619	38.159	38.479	271.3	56:04.901	30	1	1:49.242	34.766	37.133	37.343	270.0	56:39.382
31	1	1:52.297	34.811	38.673	38.813	272.0	57:57.198	31	1	1:49.765	34.493	37.888	37.384	271.3	58:29.147
32	1	1:51.786	34.777	37.969	39.040	272.7	59:48.984	32	1	1:49.326	34.619	37.085	37.622	270.0	1:00:18.473
33	1	1:51.961	34.716	38.300	38.945	272.7	1:01:40.945	33	1	1:49.157	34.697	37.051	37.409	267.3	1:02:07.630
34	1	1:51.007	34.698	37.957	38.352	271.3	1:03:31.952	34	1	1:49.101	34.776	37.003	37.322	266.0	1:03:56.731
35	1	1:49.939	34.687	37.198	38.054	272.7	1:05:21.891	35	1	1:49.024	34.757	36.960	37.307	266.6	1:05:45.755
36	1	1:50.436	34.491	37.445	38.500	273.4	1:07:12.327	36	1	1:49.194	34.712	37.020	37.462	269.3	1:07:34.949
37	1	1:50.681	34.709	37.483	38.489	274.1	1:09:03.008	37	1	1:49.349	34.718	37.165	37.466	269.3	1:09:24.298
38	1	1:49.393	34.422	37.123	37.848	273.4	1:10:52.401	38	1	1:49.378	34.812	37.127	37.439	268.6	1:11:13.676





**Autodromo Nazionale Monza**  
**International GT Open**  
**Race - 1**  
**Lap Analysis**



16

1 Marcelo Hahn

McLaren 720 S GT3

17

1 Louis Prette

Ferrari 488 GT3

PROAM

2 Allam Khodair

Teo Martin Motorsport

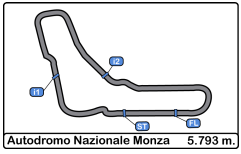
PRO

2 Vincent Abril

AF Corse / APM Monaco

Lap	D	Time	Sector 1	Sector 2	Sector 3	T. Spd	Elapsed	Lap	D	Time	Sector 1	Sector 2	Sector 3	T. Spd	Elapsed
1	1	1:57.555	41.172	38.308	38.075	241.0	1:57.555	1	2	1:53.589	38.352	37.744	37.493	252.9	1:53.589
2	1	1:50.960	35.710	37.570	37.680	273.4	3:48.515	2	2	1:49.303	34.881	37.056	37.366	266.6	3:42.892
3	1	1:49.488	34.600	37.412	37.476	268.6	5:38.003	3	2	1:48.726	34.647	36.918	37.161	270.0	5:31.618
4	1	1:49.441	34.732	37.173	37.536	267.9	7:27.444	4	2	1:48.365	34.643	36.704	37.018	270.6	7:19.983
5	1	1:48.990	34.573	37.024	37.393	263.4	9:16.434	5	2	1:48.351	34.585	36.763	37.003	268.6	9:08.334
6	1	1:49.283	34.512	37.144	37.627	266.6	11:05.717	6	2	1:48.406	34.531	36.834	37.041	270.0	10:56.740
7	1	1:49.099	34.580	37.142	37.377	269.3	12:54.816	7	2	1:48.765	34.560	36.967	37.238	272.0	12:45.505
8	1	1:49.576	34.325	37.550	37.701	273.4	14:44.392	8	2	1:48.538	34.508	36.905	37.125	271.3	14:34.043
9	1	1:50.479	34.334	37.278	38.867	270.6	16:34.871	9	2	1:48.390	34.596	36.760	37.034	270.6	16:22.433
10	1	1:49.973	34.738	37.261	37.974	273.4	18:24.844	10	2	1:48.375	34.419	36.704	37.252	272.7	18:10.808
11	1	1:49.651	34.585	37.354	37.712	269.3	20:14.495	11	2	1:48.609	34.483	36.887	37.239	272.0	19:59.417
12	1	1:49.603	34.675	37.130	37.798	267.9	22:04.098	12	2	1:48.565	34.590	36.785	37.190	270.6	21:47.982
13	1	1:50.326	34.618	37.776	37.932	272.0	23:54.424	13	2	1:48.934	34.470	37.052	37.412	270.6	23:36.916
14	1	1:49.988	34.623	37.652	37.713	265.3	25:44.412	14	2	1:48.762	34.543	36.849	37.370	271.3	25:25.678
15	1	1:49.706	34.576	37.449	37.681	270.6	27:34.118	15	2	1:48.532	34.534	36.781	37.217	272.0	27:14.210
16	1	1:57.178 P	34.741	37.307	45.130	260.8	29:31.296	16	2	1:48.694	34.587	36.804	37.303	271.3	29:02.904
17	2	3:11.758	1:57.014	37.270	37.474	213.4	32:43.054	17	2	1:48.796	34.381	37.076	37.339	271.3	30:51.700
18	2	1:48.149	34.361	36.609	37.179	272.7	34:31.203	18	2	1:48.843	34.588	36.889	37.366	270.0	32:40.543
19	2	1:48.441	34.475	36.864	37.102	275.5	36:19.644	19	2	1:48.799	34.397	37.094	37.308	272.7	34:29.342
20	2	1:48.149	34.383	36.699	37.067	274.8	38:07.793	20	2	1:48.887	34.423	37.018	37.446	272.7	36:18.229
21	2	1:48.089	34.330	36.708	37.051	266.6	39:55.882	21	2	1:48.592	34.431	36.881	37.280	272.7	38:06.821
22	2	1:48.346	34.569	36.694	37.083	272.0	41:44.228	22	2	1:54.217 P	34.434	36.898	42.885	272.0	40:01.038
23	2	1:48.007	34.258	36.658	37.091	274.1	43:32.235	23	1	3:13.330	1:57.338	37.915	38.077	210.5	43:14.368
24	2	1:49.600	34.548	37.771	37.281	273.4	45:21.835	24	1	1:50.654	34.890	38.107	37.657	268.6	45:05.022
25	2	1:49.588	34.614	37.159	37.815	273.4	47:11.423	25	1	1:50.902	34.658	37.659	38.585	270.0	46:55.924
26	2	1:47.915	34.195	36.673	37.047	274.1	48:59.338	26	1	1:49.927	34.849	37.365	37.713	270.6	48:45.851
27	2	1:48.864	34.302	36.585	37.977	273.4	50:48.202	27	1	1:49.235	34.607	37.002	37.626	271.3	50:35.086
28	2	1:47.899	34.259	36.578	37.062	274.1	52:36.101	28	1	1:49.242	34.660	37.074	37.508	270.6	52:24.328
29	2	1:48.597	34.327	36.806	37.464	272.7	54:24.698	29	1	1:49.849	34.624	37.163	38.062	270.0	54:14.177
30	2	1:48.856	34.409	36.860	37.587	272.7	56:13.554	30	1	1:51.015	34.656	38.276	38.083	270.6	56:05.192
31	2	1:48.407	34.185	36.880	37.342	274.1	58:01.961	31	1	1:52.288	35.632	37.714	38.942	218.1	57:57.480
32	2	1:48.771	34.485	36.922	37.364	272.0	59:50.732	32	1	1:51.684	35.027	37.477	39.180	264.0	59:49.164
33	2	1:49.326	34.298	36.960	38.068	270.6	1:01:40.058	33	1	1:50.106	35.122	37.496	37.488	268.6	1:01:39.270
34	2	1:49.010	34.464	36.912	37.634	264.0	1:03:29.068	34	1	1:49.346	34.734	37.152	37.460	267.3	1:03:28.616
35	2	1:49.569	34.657	37.004	37.908	251.7	1:05:18.637	35	1	1:49.120	34.778	36.900	37.442	268.6	1:05:17.736
36	2	1:49.081	34.460	37.032	37.589	267.9	1:07:07.718	36	1	1:49.762	34.421	37.368	37.973	270.0	1:07:07.498
37	2	1:48.982	34.759	36.846	37.377	269.3	1:08:56.700	37	1	1:50.591	35.537	37.145	37.909	231.2	1:08:58.089
38	2	1:48.863	34.528	36.888	37.447	251.7	1:10:45.563	38	1	1:49.747	34.755	37.125	37.867	271.3	1:10:47.836





**Autodromo Nazionale Monza**  
**International GT Open**  
**Race - 1**  
**Lap Analysis**



25							26								
1 Daniele Di Amato Ferrari 488 GT3							1 Fabrizio Crestani Bentley Continental GT3								
PROAM 2 Alessandro Vezzoni RS Racing							PRO 2 Yannick Mettler Team Lazarus								
Lap	D	Time	Sector 1	Sector 2	Sector 3	T. Spd	Elapsed	Lap	D	Time	Sector 1	Sector 2	Sector 3	T. Spd	Elapsed
1	2	2:02.165	43.183	40.223	38.759	229.2	2:02.165	1	2	1:52.138	37.860	37.063	37.215	251.7	1:52.138
2	2	1:51.425	35.138	38.012	38.275	270.6	3:53.590	2	2	1:48.679	34.660	36.952	37.067	270.6	3:40.817
3	2	1:52.166	35.662	38.430	38.074	269.3	5:45.756	3	2	1:48.196	34.458	36.669	37.069	271.3	5:29.013
4	2	1:51.257	35.161	37.736	38.360	263.4	7:37.013	4	2	1:48.012	34.411	36.766	36.835	271.3	7:17.025
5	2	1:51.053	35.070	37.733	38.250	272.0	9:28.066	5	2	1:47.927	34.454	36.595	36.878	270.6	9:04.952
6	2	1:51.391	35.145	37.586	38.660	271.3	11:19.457	6	2	1:47.922	34.485	36.594	36.843	270.6	10:52.874
7	2	1:50.675	34.826	37.665	38.184	272.7	13:10.132	7	2	1:48.205	34.440	36.724	37.041	271.3	12:41.079
8	2	1:50.374	34.805	37.631	37.938	272.7	15:00.506	8	2	1:48.535	34.525	36.921	37.089	272.0	14:29.614
9	2	1:50.223	35.060	37.349	37.814	273.4	16:50.729	9	2	1:48.323	34.461	36.888	36.974	271.3	16:17.937
10	2	1:50.425	34.971	37.501	37.953	272.7	18:41.154	10	2	1:48.395	34.557	36.812	37.026	272.0	18:06.332
11	2	1:50.484	35.008	37.535	37.941	273.4	20:31.638	11	2	1:48.381	34.510	36.782	37.089	272.0	19:54.713
12	2	1:50.603	34.971	37.505	38.127	272.7	22:22.241	12	2	1:48.526	34.370	36.996	37.160	273.4	21:43.239
13	2	1:50.505	34.933	37.619	37.953	271.3	24:12.746	13	2	1:49.561	34.423	37.894	37.244	271.3	23:32.800
14	2	1:50.695	35.112	37.561	38.022	273.4	26:03.441	14	2	1:48.605	34.523	36.968	37.114	272.0	25:21.405
15	2	1:50.506	34.797	37.743	37.966	273.4	27:53.947	15	2	1:48.681	34.468	36.967	37.246	272.7	27:10.086
16	2	1:56.925 P	34.891	37.704	44.330	274.1	29:50.872	16	2	1:56.179 P	34.470	37.148	44.561	272.7	29:06.265
17	1	3:27.386	2:11.261	37.876	38.249	210.5	33:18.258	17	1	3:01.542	1:47.813	36.753	36.976	212.5	32:07.807
18	1	1:50.428	34.607	37.947	37.874	272.7	35:08.686	18	1	1:48.426	34.429	37.104	36.893	271.3	33:56.233
19	1	1:49.500	34.558	37.303	37.639	272.7	36:58.186	19	1	1:47.921	34.351	36.732	36.838	272.7	35:44.154
20	1	1:49.040	34.483	37.082	37.475	272.7	38:47.226	20	1	1:47.878	34.354	36.849	36.675	272.0	37:32.032
21	1	1:48.932	34.379	37.087	37.466	272.7	40:36.158	21	1	1:47.897	34.472	36.709	36.716	272.0	39:19.929
22	1	1:49.083	34.485	36.966	37.632	273.4	42:25.241	22	1	1:48.510	34.503	36.692	37.315	272.0	41:08.439
23	1	1:48.926	34.461	37.018	37.447	272.7	44:14.167	23	1	1:47.859	34.393	36.619	36.847	271.3	42:56.298
24	1	1:49.113	34.640	36.955	37.518	270.6	46:03.280	24	1	1:47.860	34.386	36.714	36.760	271.3	44:44.158
25	1	1:49.127	34.468	37.126	37.533	272.0	47:52.407	25	1	1:48.094	34.441	36.799	36.854	270.6	46:32.252
26	1	1:49.490	34.500	37.182	37.808	273.4	49:41.897	26	1	1:48.172	34.429	36.813	36.930	272.7	48:20.424
27	1	1:49.726	34.581	37.328	37.817	272.7	51:31.623	27	1	1:48.351	34.460	37.050	36.841	272.0	50:08.775
28	1	1:50.313	34.564	38.008	37.741	272.7	53:21.936	28	1	1:48.476	34.518	36.919	37.039	272.0	51:57.251
29	1	1:49.622	34.463	37.265	37.894	270.6	55:11.558	29	1	1:48.552	34.375	37.050	37.127	272.7	53:45.803
30	1	1:49.834	34.586	37.293	37.955	273.4	57:01.392	30	1	1:48.234	34.325	36.780	37.129	272.0	55:34.037
31	1	1:49.580	34.529	37.161	37.890	272.0	58:50.972	31	1	1:48.271	34.454	36.948	36.869	271.3	57:22.308
32	1	1:49.623	34.579	37.291	37.753	270.6	1:00:40.595	32	1	1:48.975	34.497	37.467	37.011	274.1	59:11.283
33	1	1:49.479	34.635	37.224	37.620	270.0	1:02:30.074	33	1	1:48.501	34.330	37.078	37.093	272.7	1:00:59.784
34	1	1:49.847	34.619	37.363	37.865	272.0	1:04:19.921	34	1	1:48.607	34.490	36.959	37.158	271.3	1:02:48.391
35	1	1:49.273	34.466	37.169	37.638	270.6	1:06:09.194	35	1	1:48.716	34.465	37.122	37.129	272.7	1:04:37.107
36	1	1:49.337	34.401	37.238	37.698	271.3	1:07:58.531	36	1	1:48.767	34.555	37.058	37.154	272.7	1:06:25.874
37	1	1:49.805	34.512	37.296	37.997	272.0	1:09:48.336	37	1	1:48.538	34.530	36.918	37.090	272.7	1:08:14.412
38	1	1:49.348	34.370	37.104	37.874	271.3	1:11:37.684	38	1	1:48.499	34.449	36.947	37.103	272.0	1:10:02.911

28							
1 Stefano Coletti Bentley Continental GT3							
PRO 2 Nico Varrone Team Lazarus							
Lap	D	Time	Sector 1	Sector 2	Sector 3	T. Spd	Elapsed
1	1	2:42.598 P	43.697	55.955	1:02.946	240.5	2:42.598





**Autodromo Nazionale Monza**  
**International GT Open**  
**Race - 1**  
**Lap Analysis**



**34**

1 Salih Yoluc

Aston Martin Vantage GT3 **44**

1 Florian Scholze


Mercedes AMG GT3

PRO 2 Charlie Eastwood TF Sport AM 2 Jens Liebhauser GetSpeed Performance

Lap	D	Time	Sector 1	Sector 2	Sector 3	T. Spd	Elapsed	Lap	D	Time	Sector 1	Sector 2	Sector 3	T. Spd	Elapsed
1	1	1:57.077	40.120	38.257	38.700	245.4	1:57.077	1	2	1:57.766	41.454	38.261	38.051	244.8	1:57.766
2	1	1:50.872	35.663	37.204	38.005	264.7	3:47.949	2	2	1:51.610	35.764	37.691	38.155	247.1	3:49.376
3	1	1:49.523	34.638	37.216	37.669	272.0	5:37.472	3	2	1:49.917	35.115	37.147	37.655	267.3	5:39.293
4	1	1:49.077	34.544	37.088	37.445	272.0	7:26.549	4	2	1:49.438	34.787	36.903	37.748	270.0	7:28.731
5	1	1:48.978	34.577	37.063	37.338	272.0	9:15.527	5	2	1:49.341	34.842	36.998	37.501	270.6	9:18.072
6	1	1:48.975	34.575	37.005	37.395	272.0	11:04.502	6	2	1:49.228	34.720	37.133	37.375	271.3	11:07.300
7	1	1:48.731	34.637	36.826	37.268	270.6	12:53.233	7	2	1:49.487	34.867	37.111	37.509	271.3	12:56.787
8	1	1:48.794	34.518	36.896	37.380	271.3	14:42.027	8	2	1:49.614	34.840	37.051	37.723	269.3	14:46.401
9	1	1:48.701	34.511	36.810	37.380	271.3	16:30.728	9	2	1:49.621	34.888	37.152	37.581	270.0	16:36.022
10	1	1:48.600	34.525	36.837	37.238	271.3	18:19.328	10	2	1:49.837	34.746	37.248	37.843	267.9	18:25.859
11	1	1:48.964	34.492	37.080	37.392	272.7	20:08.292	11	2	1:49.824	34.847	37.298	37.679	270.6	20:15.683
12	1	1:48.899	34.515	36.872	37.512	272.7	21:57.191	12	2	1:49.907	34.927	37.373	37.607	270.0	22:05.590
13	1	1:49.158	34.556	37.211	37.391	270.6	23:46.349	13	2	1:49.802	35.023	37.129	37.650	267.9	23:55.392
14	1	1:49.940	34.624	37.766	37.550	271.3	25:36.289	14	2	1:49.818	34.995	37.265	37.558	268.6	25:45.210
15	1	1:49.416	34.709	37.067	37.640	272.0	27:25.705	15	2	1:51.231	34.765	37.276	39.190	272.0	27:36.441
16	1	1:55.047 P	34.561	37.026	43.460	272.0	29:20.752	16	2	1:49.506	34.800	37.080	37.626	270.0	29:25.947
17	2	3:16.921	2:01.943	37.455	37.523	210.5	32:37.673	17	2	1:49.864	35.094	37.122	37.648	267.3	31:15.811
18	2	1:48.650	34.700	36.870	37.080	268.6	34:26.323	18	2	1:57.989 P	35.044	37.257	45.688	267.9	33:13.800
19	2	1:48.445	34.541	36.901	37.003	269.3	36:14.768	19	1	3:18.655	2:02.155	38.017	38.483	212.5	36:32.455
20	2	1:48.325	34.551	36.680	37.094	268.6	38:03.093	20	1	1:51.042	35.022	37.627	38.393	266.6	38:23.497
21	2	1:48.171	34.621	36.612	36.938	269.3	39:51.264	21	1	1:50.482	34.928	37.697	37.857	266.0	40:13.979
22	2	1:47.873	34.444	36.575	36.854	270.0	41:39.137	22	1	1:50.157	34.815	37.546	37.796	267.3	42:04.136
23	2	1:48.232	34.501	36.563	37.168	271.3	43:27.369	23	1	1:49.974	34.869	37.425	37.680	267.3	43:54.110
24	2	1:48.178	34.565	36.654	36.959	270.0	45:15.547	24	1	1:49.868	34.786	37.229	37.853	266.6	45:43.978
25	2	1:48.141	34.509	36.692	36.940	269.3	47:03.688	25	1	1:51.391	35.952	37.862	37.577	264.7	47:35.369
26	2	1:48.614	34.442	36.809	37.363	272.0	48:52.302	26	1	1:50.151	34.793	37.680	37.678	270.0	49:25.520
27	2	1:48.108	34.355	36.781	36.972	270.6	50:40.410	27	1	1:50.349	34.991	37.547	37.811	270.0	51:15.869
28	2	1:48.087	34.387	36.791	36.909	271.3	52:28.497	28	1	1:50.207	34.851	37.527	37.829	269.3	53:06.076
29	2	1:48.320	34.408	36.813	37.099	272.0	54:16.817	29	1	1:49.996	34.944	37.294	37.758	266.6	54:56.072
30	2	1:48.462	34.346	37.011	37.105	272.7	56:05.279	30	1	1:50.382	34.921	37.535	37.926	267.3	56:46.454
31	2	1:49.442	34.681	37.480	37.281	268.6	57:54.721	31	1	1:50.481	35.153	37.455	37.873	267.9	58:36.935
32	2	1:48.506	34.535	36.844	37.127	268.6	59:43.227	32	1	1:51.864	34.784	38.090	38.990	268.6	1:00:28.799
33	2	1:48.263	34.407	36.831	37.025	270.0	1:01:31.490	33	1	1:50.450	34.914	37.561	37.975	265.3	1:02:19.249
34	2	1:48.687	34.642	36.945	37.100	267.3	1:03:20.177	34	1	1:49.982	34.946	37.405	37.631	265.3	1:04:09.231
35	2	1:49.029	34.388	37.236	37.405	270.6	1:05:09.206	35	1	1:49.536	34.851	37.161	37.524	266.0	1:05:58.767
36	2	1:49.723	34.667	37.408	37.648	268.6	1:06:58.929	36	1	1:49.609	34.729	37.354	37.526	267.3	1:07:48.376
37	2	1:49.232	34.594	37.195	37.443	272.0	1:08:48.161	37	1	1:50.267	34.859	37.520	37.888	267.9	1:09:38.643
38	2	1:49.079	34.393	37.094	37.592	270.6	1:10:37.240	38	1	1:50.532	35.155	37.662	37.715	267.3	1:11:29.175







**Autodromo Nazionale Monza**  
**International GT Open**  
**Race - 1**  
**Lap Analysis**



48

1 Stephane Ortelli

Ferrari 488 GT3

57

1 Bar Baruch

McLaren 720 S GT3

PROAM

2 Angelo Negro

AF Corse / APM Monaco


PRO

2 Christian M. Hahn

Teo Martín Motorsport

Lap	D	Time	Sector 1	Sector 2	Sector 3	T. Spd	Elapsed	Lap	D	Time	Sector 1	Sector 2	Sector 3	T. Spd	Elapsed
1	2	2:00.630	42.797	39.462	38.371	237.8	2:00.630	1	1	1:56.903	40.387	38.405	38.111	235.8	1:56.903
2	2	1:52.381	36.220	37.860	38.301	241.6	3:53.011	2	1	1:49.168	34.533	37.181	37.454	273.4	3:46.071
3	2	1:52.199	35.610	38.125	38.464	257.7	5:45.210	3	1	1:49.051	34.445	37.437	37.169	275.5	5:35.122
4	2	1:51.077	34.883	38.007	38.187	266.6	7:36.287	4	1	1:49.230	34.378	37.162	37.690	274.1	7:24.352
5	2	1:51.058	35.369	37.695	37.994	253.5	9:27.345	5	1	1:48.739	34.609	36.955	37.175	274.1	9:13.091
6	2	1:53.015	35.216	38.107	39.692	262.7	11:20.360	6	1	1:48.679	34.437	36.873	37.369	274.8	11:01.770
7	2	1:50.512	35.008	37.497	38.007	271.3	13:10.872	7	1	1:49.043	34.431	37.432	37.180	273.4	12:50.813
8	2	1:51.304	34.667	38.280	38.357	272.7	15:02.176	8	1	1:48.810	34.498	37.150	37.162	274.1	14:39.623
9	2	1:51.012	34.935	37.929	38.148	272.7	16:53.188	9	1	1:48.684	34.172	37.163	37.349	273.4	16:28.307
10	2	1:51.379	35.126	37.708	38.545	270.6	18:44.567	10	1	1:49.075	34.465	37.133	37.477	273.4	18:17.382
11	2	1:51.283	35.061	37.974	38.248	270.0	20:35.850	11	1	1:49.096	34.468	37.194	37.434	274.1	20:06.478
12	2	1:51.058	35.012	37.791	38.255	269.3	22:26.908	12	1	1:48.455	34.395	36.927	37.133	272.7	21:54.933
13	2	1:51.259	34.928	38.029	38.302	270.0	24:18.167	13	1	1:48.940	34.531	37.054	37.355	272.7	23:43.873
14	2	1:51.371	35.021	38.127	38.223	270.6	26:09.538	14	1	1:49.578	34.418	37.928	37.232	273.4	25:33.451
15	2	1:50.751	34.926	37.376	38.449	270.6	28:00.289	15	1	1:48.904	34.501	37.127	37.276	273.4	27:22.355
16	2	1:58.282 P	35.145	38.139	44.998	268.6	29:58.571	16	1	1:49.148	34.498	37.255	37.395	272.7	29:11.503
17	1	3:17.805	2:02.727	37.541	37.537	211.3	33:16.376	17	1	1:49.389	34.652	37.192	37.545	273.4	31:00.892
18	1	1:50.118	34.710	37.850	37.558	270.0	35:06.494	18	1	1:49.581	34.566	37.222	37.793	272.7	32:50.473
19	1	1:49.697	34.742	37.555	37.400	270.6	36:56.191	19	1	1:55.376 P	34.615	37.369	43.392	273.4	34:45.849
20	1	1:48.841	34.567	36.994	37.280	270.6	38:45.032	20	2	3:08.418	1:53.069	37.301	38.048	212.5	37:54.267
21	1	1:49.204	34.555	37.352	37.297	270.0	40:34.236	21	2	1:50.221	35.201	37.270	37.750	270.6	39:44.488
22	1	1:48.299	34.511	36.654	37.134	270.6	42:22.535	22	2	1:49.130	34.745	37.116	37.269	271.3	41:33.618
23	1	1:48.497	34.625	36.680	37.192	270.0	44:11.032	23	2	1:48.535	34.334	36.936	37.265	272.7	43:22.153
24	1	1:48.636	34.513	36.883	37.240	269.3	45:59.668	24	2	1:48.622	34.408	36.888	37.326	272.0	45:10.775
25	1	1:49.285	35.004	37.055	37.226	270.6	47:48.953	25	2	1:48.551	34.430	37.000	37.121	272.0	46:59.326
26	1	1:48.529	34.479	36.742	37.308	270.6	49:37.482	26	2	1:49.038	34.635	37.035	37.368	276.2	48:48.364
27	1	1:48.721	34.407	36.687	37.627	272.0	51:26.203	27	2	1:49.247	34.616	37.186	37.445	274.1	50:37.611
28	1	1:49.232	34.699	37.246	37.287	270.6	53:15.435	28	2	1:49.425	34.435	37.511	37.479	274.1	52:27.036
29	1	1:49.179	34.562	37.250	37.367	272.0	55:04.614	29	2	1:49.267	34.396	37.112	37.759	273.4	54:16.303
30	1	1:48.679	34.436	36.866	37.377	270.6	56:53.293	30	2	1:48.845	34.380	36.860	37.605	273.4	56:05.148
31	1	1:48.614	34.551	36.737	37.326	271.3	58:41.907	31	2	1:51.214	35.202	38.049	37.963	268.6	57:56.362
32	1	1:49.156	34.435	37.413	37.308	272.7	1:00:31.063	32	2	1:48.817	34.385	36.943	37.489	273.4	59:45.179
33	1	1:49.595	35.070	37.046	37.479	272.7	1:02:20.658	33	2	1:48.897	34.298	37.085	37.514	274.1	1:01:34.076
34	1	1:49.029	34.612	36.869	37.548	270.6	1:04:09.687	34	2	1:49.296	34.405	37.659	37.232	272.0	1:03:23.372
35	1	1:49.556	34.852	37.201	37.503	269.3	1:05:59.243	35	2	1:49.534	34.369	37.030	38.135	274.1	1:05:12.906
36	1	1:49.530	34.816	36.960	37.754	268.6	1:07:48.773	36	2	1:53.945	38.925	37.396	37.624	274.1	1:07:06.851
37	1	1:50.055	34.608	37.537	37.910	272.0	1:09:38.828	37	2	1:49.391	34.444	37.172	37.775	273.4	1:08:56.242
38	1	1:49.553	34.797	37.025	37.731	274.1	1:11:28.381	38	2	1:50.551	35.420	37.393	37.738	262.1	1:10:46.793





**Autodromo Nazionale Monza**  
**International GT Open**  
**Race - 1**  
**Lap Analysis**



59

1 Miguel Ramos

McLaren 720 S GT3

72

1 Nick Moss

McLaren 720 S GT3

PRO

2 Henrique Chaves

Teo Martin Motorsport

PROAM

2 Joe Osborne

Optimum Motorsport

Lap	D	Time	Sector 1	Sector 2	Sector 3	T. Spd	Elapsed	Lap	D	Time	Sector 1	Sector 2	Sector 3	T. Spd	Elapsed
1	1	1:54.788	39.300	37.769	37.719	240.5	1:54.788	1	2	1:52.981	38.134	37.396	37.451	254.7	1:52.981
2	1	1:49.332	34.664	37.296	37.372	267.9	3:44.120	2	2	1:49.160	34.856	36.962	37.342	271.3	3:42.141
3	1	1:48.761	34.505	37.083	37.173	272.7	5:32.881	3	2	1:48.773	34.804	36.907	37.062	271.3	5:30.914
4	1	1:48.550	34.413	36.970	37.167	276.2	7:21.431	4	2	1:48.553	34.531	36.796	37.226	272.7	7:19.467
5	1	1:48.178	34.289	36.706	37.183	275.5	9:09.609	5	2	1:48.446	34.563	36.801	37.082	272.0	9:07.913
6	1	1:48.445	34.372	36.773	37.300	274.8	10:58.054	6	2	1:48.330	34.418	36.742	37.170	271.3	10:56.243
7	1	1:48.478	34.468	36.871	37.139	270.6	12:46.532	7	2	1:48.747	34.615	36.974	37.158	272.0	12:44.990
8	1	1:48.453	34.399	37.080	36.974	274.8	14:34.985	8	2	1:48.561	34.457	36.847	37.257	270.6	14:33.551
9	1	1:48.849	34.623	36.846	37.380	274.1	16:23.834	9	2	1:48.169	34.306	36.772	37.091	272.7	16:21.720
10	1	1:48.522	34.272	36.899	37.351	275.5	18:12.356	10	2	1:48.408	34.596	36.690	37.122	272.7	18:10.128
11	1	1:48.517	34.260	36.881	37.376	276.9	20:00.873	11	2	1:48.658	34.324	37.035	37.299	272.7	19:58.786
12	1	1:48.963	34.452	37.099	37.412	274.1	21:49.836	12	2	1:48.435	34.274	36.819	37.342	273.4	21:47.221
13	1	1:49.448	34.385	37.187	37.876	275.5	23:39.284	13	2	1:49.101	34.753	37.055	37.293	273.4	23:36.322
14	1	1:49.196	34.564	37.052	37.580	274.1	25:28.480	14	2	1:48.543	34.230	37.008	37.305	273.4	25:24.865
15	1	1:48.568	34.244	36.961	37.363	275.5	27:17.048	15	2	1:48.790	34.406	37.037	37.347	273.4	27:13.655
16	1	1:56.346 P	34.331	37.346	44.669	274.8	29:13.394	16	2	1:48.637	34.289	37.072	37.276	274.1	29:02.292
17	2	3:08.948	1:54.730	37.079	37.139	213.0	32:22.342	17	2	1:49.091	34.428	37.077	37.586	274.1	30:51.383
18	2	1:47.668	34.231	36.671	36.766	271.3	34:10.010	18	2	1:48.719	34.442	36.923	37.354	274.8	32:40.102
19	2	1:47.798	34.245	36.680	36.873	273.4	35:57.808	19	2	1:48.683	34.460	36.923	37.300	274.1	34:28.785
20	2	1:47.912	34.312	36.704	36.896	272.7	37:45.720	20	2	1:48.872	34.352	37.128	37.392	275.5	36:17.657
21	2	1:47.710	34.273	36.518	36.919	273.4	39:33.430	21	2	1:48.513	34.252	36.941	37.320	274.8	38:06.170
22	2	1:47.757	34.243	36.526	36.988	271.3	41:21.187	22	2	1:48.654	34.472	36.895	37.287	274.1	39:54.824
23	2	1:47.782	34.277	36.620	36.885	273.4	43:08.969	23	2	1:54.360 P	34.349	37.010	43.001	274.1	41:49.184
24	2	1:49.643	34.166	37.512	37.965	272.7	44:58.612	24	1	3:05.182	1:48.690	38.363	38.129	213.0	44:54.366
25	2	1:48.274	34.705	36.623	36.946	267.9	46:46.886	25	1	1:50.211	34.733	37.795	37.683	270.0	46:44.577
26	2	1:48.743	34.339	37.056	37.348	273.4	48:35.629	26	1	1:50.422	35.137	37.436	37.849	272.0	48:34.999
27	2	1:49.317	34.570	37.167	37.580	258.3	50:24.946	27	1	1:50.863	34.686	37.587	38.590	272.0	50:25.862
28	2	1:49.234	34.408	37.179	37.647	272.0	52:14.180	28	1	1:50.599	35.047	37.709	37.843	272.7	52:16.461
29	2	1:50.071	34.983	37.621	37.467	257.1	54:04.251	29	1	1:49.717	34.631	37.465	37.621	272.7	54:06.178
30	2	1:50.491	35.030	37.722	37.739	256.5	55:54.742	30	1	1:50.177	34.733	37.622	37.822	272.7	55:56.355
31	2	1:50.851	35.473	37.893	37.485	254.7	57:45.593	31	1	1:50.242	34.945	37.617	37.680	272.0	57:46.597
32	2	1:49.113	34.331	37.235	37.547	273.4	59:34.706	32	1	1:49.892	34.641	37.356	37.895	274.1	59:36.489
33	2	1:51.645	34.572	37.728	39.345	263.4	1:01:26.351	33	1	1:49.986	34.515	37.553	37.918	271.3	1:01:26.475
34	2	1:52.211	35.663	38.168	38.380	237.8	1:03:18.562	34	1	1:50.293	34.816	37.458	38.019	270.6	1:03:16.768
35	2	1:50.322	35.465	37.324	37.533	251.1	1:05:08.884	35	1	1:50.843	34.865	38.136	37.842	272.7	1:05:07.611
36	2	1:49.693	34.593	37.457	37.643	267.3	1:06:58.577	36	1	1:50.073	34.800	37.626	37.647	271.3	1:06:57.684
37	2	1:50.176	34.594	37.219	38.363	266.6	1:08:48.753	37	1	1:49.482	34.551	37.376	37.555	273.4	1:08:47.166
38	2	1:49.696	34.277	37.819	37.600	272.0	1:10:38.449	38	1	1:50.061	34.691	37.489	37.881	272.7	1:10:37.227





**Autodromo Nazionale Monza**  
**International GT Open**  
**Race - 1**  
**Lap Analysis**



88

1 Patryk Krupinski Mercedes AMG GT3 - 2016

PROAM 2 Christian Klien JP Motorsport

Lap	D	Time	Sector 1	Sector 2	Sector 3	T. Spd	Elapsed
1	1	1:59.042	43.064	37.458	38.520	235.2	1:59.042
2	1	1:50.894	35.108	37.802	37.984	270.6	3:49.936
3	1	1:52.670	36.788	37.854	38.028	248.8	5:42.606
4	1	1:50.812	34.989	37.514	38.309	261.5	7:33.418
5	1	1:50.950	35.002	37.641	38.307	258.9	9:24.368
6	1	1:50.682	35.084	37.518	38.080	267.9	11:15.050
7	1	1:50.725	35.353	37.593	37.779	266.6	13:05.775
8	1	1:50.619	34.972	37.766	37.881	266.0	14:56.394
9	1	1:50.489	34.858	37.639	37.992	267.3	16:46.883
10	1	1:50.772	35.128	37.479	38.165	264.7	18:37.655
11	1	1:50.328	34.923	37.533	37.872	266.0	20:27.983
12	1	1:49.838	34.804	37.295	37.739	267.3	22:17.821
13	1	1:50.091	34.846	37.370	37.875	266.0	24:07.912
14	1	1:50.453	35.010	37.296	38.147	266.6	25:58.365
15	1	1:50.816	35.008	37.640	38.168	266.6	27:49.181
16	1	1:57.794 P	34.980	37.967	44.847	267.3	29:46.975
17	2	3:13.469	1:58.795	37.243	37.431	210.9	33:00.444
18	2	1:49.119	34.969	36.934	37.216	270.6	34:49.563
19	2	1:49.429	34.629	37.390	37.410	271.3	36:38.992
20	2	1:48.923	34.714	36.916	37.293	269.3	38:27.915
21	2	1:48.903	34.619	36.888	37.396	268.6	40:16.818
22	2	1:48.727	34.639	36.838	37.250	271.3	42:05.545
23	2	1:49.151	34.733	36.998	37.420	269.3	43:54.696
24	2	1:49.570	34.824	37.307	37.439	270.0	45:44.266
25	2	1:50.053	35.335	37.057	37.661	272.0	47:34.319
26	2	1:50.781	34.762	37.283	38.736	268.6	49:25.100
27	2	1:48.968	34.774	36.841	37.353	267.9	51:14.068
28	2	1:48.940	34.666	36.977	37.297	267.9	53:03.008
29	2	1:48.836	34.735	36.856	37.245	267.3	54:51.844
30	2	1:48.714	34.742	36.743	37.229	268.6	56:40.558
31	2	1:49.329	34.561	37.274	37.494	270.0	58:29.887
32	2	1:49.265	34.631	37.043	37.591	267.9	1:00:19.152
33	2	1:49.087	34.675	36.879	37.533	267.9	1:02:08.239
34	2	1:49.069	34.744	36.947	37.378	267.3	1:03:57.308
35	2	1:49.278	34.771	37.071	37.436	267.9	1:05:46.586
36	2	1:48.835	34.597	36.939	37.299	270.0	1:07:35.421
37	2	1:49.236	34.590	37.113	37.533	270.6	1:09:24.657
38	2	1:49.483	34.825	37.156	37.502	270.6	1:11:14.140






**Autodromo Nazionale Monza**  
**International GT Open**  
**Race - 1**  
**Analysis by Lap**



Num	Lap Time	Gap	Num	Lap Time	Gap	Num	Lap Time	Gap	Num	Lap Time	Gap	Num	Lap Time	Gap
<b>Lap 1</b>			44	1:49.917	10.280	59	1:48.445	05.180	<b>Lap 9</b>			88	1:50.328	33.270
26	1:52.138		13	1:51.259	13.383	7	1:48.198	07.174	26	1:48.323		13	1:50.304	34.870
72	1:52.981	00.843	88	1:52.670	13.593	57	1:48.679	08.896	72	1:48.169	03.783	25	1:50.484	36.925
17	1:53.589	01.451	48	1:52.199	16.197	34	1:48.975	11.628	17	1:48.390	04.496	48	1:51.283	41.137
59	1:54.788	02.650	25	1:52.166	16.743	16	1:49.283	12.843	59	1:48.849	05.897	<b>Num</b>	<b>Lap Time</b>	<b>Gap</b>
7	1:55.311	03.173	<b>Num</b>	<b>Lap Time</b>	<b>Gap</b>	44	1:49.228	14.426	7	1:48.484	07.970	<b>Lap 12</b>		
57	1:56.903	04.765	<b>Lap 4</b>			88	1:50.682	22.176	57	1:48.684	10.370	26	1:48.526	
34	1:57.077	04.939	26	1:48.012		13	1:50.900	22.235	34	1:48.701	12.791	72	1:48.435	03.982
16	1:57.555	05.417	72	1:48.553	02.442	25	1:51.391	26.583	16	1:50.479	16.934	17	1:48.565	04.743
44	1:57.766	05.628	17	1:48.365	02.958	48	1:53.015	27.486	44	1:49.621	18.085	59	1:48.963	06.597
88	1:59.042	06.904	59	1:48.550	04.406	<b>Num</b>	<b>Lap Time</b>	<b>Gap</b>	88	1:50.489	28.946	7	1:48.623	08.570
13	2:00.112	07.974	7	1:48.858	06.202	<b>Lap 7</b>			13	1:50.679	30.956	57	1:48.455	11.694
48	2:00.630	08.492	57	1:49.230	07.327	26	1:48.205		25	1:50.223	32.792	34	1:48.899	13.952
25	2:02.165	10.027	34	1:49.077	09.524	72	1:48.747	03.911	48	1:51.012	35.251	16	1:49.603	20.859
28	2:42.598	50.460	16	1:49.441	10.419	17	1:48.765	04.426	<b>Num</b>	<b>Lap Time</b>	<b>Gap</b>	44	1:49.907	22.351
<b>Num</b>	<b>Lap Time</b>	<b>Gap</b>	44	1:49.438	11.706	59	1:48.478	05.453	<b>Lap 10</b>			88	1:49.838	34.582
<b>Lap 2</b>			13	1:50.817	16.188	7	1:48.707	07.676	26	1:48.395		13	1:50.110	36.454
26	1:48.679		88	1:50.812	16.393	57	1:49.043	09.734	72	1:48.408	03.796	25	1:50.603	39.002
72	1:49.160	01.324	48	1:51.077	19.262	34	1:48.731	12.154	17	1:48.375	04.476	48	1:51.058	43.669
17	1:49.303	02.075	25	1:51.257	19.988	16	1:49.099	13.737	59	1:48.522	06.024	<b>Num</b>	<b>Lap Time</b>	<b>Gap</b>
59	1:49.332	03.303	<b>Num</b>	<b>Lap Time</b>	<b>Gap</b>	44	1:49.487	15.708	7	1:48.475	08.050	<b>Lap 13</b>		
7	1:49.903	04.397	<b>Lap 5</b>			88	1:50.725	24.696	57	1:49.075	11.050	26	1:49.561	
57	1:49.168	05.254	26	1:47.927		13	1:52.181	26.211	34	1:48.600	12.996	72	1:49.101	03.522
34	1:50.872	07.132	72	1:48.446	02.961	25	1:50.675	29.053	16	1:49.973	18.512	17	1:48.934	04.116
16	1:50.960	07.698	17	1:48.351	03.382	48	1:50.512	29.793	44	1:49.837	19.527	59	1:49.448	06.484
44	1:51.610	08.559	59	1:48.178	04.657	<b>Num</b>	<b>Lap Time</b>	<b>Gap</b>	88	1:50.772	31.323	7	1:49.136	08.145
88	1:50.894	09.119	7	1:48.623	06.898	<b>Lap 8</b>			13	1:50.386	32.947	57	1:48.940	11.073
13	1:51.025	10.320	57	1:48.739	08.139	26	1:48.535		25	1:50.425	34.822	34	1:49.158	13.549
48	1:52.381	12.194	34	1:48.978	10.575	72	1:48.561	03.937	48	1:51.379	38.235	16	1:50.326	21.624
25	1:51.425	12.773	16	1:48.990	11.482	17	1:48.538	04.429	<b>Num</b>	<b>Lap Time</b>	<b>Gap</b>	44	1:49.802	22.592
<b>Num</b>	<b>Lap Time</b>	<b>Gap</b>	44	1:49.341	13.120	59	1:48.453	05.371	<b>Lap 11</b>			88	1:50.091	35.112
<b>Lap 3</b>			13	1:50.996	19.257	7	1:48.668	07.809	26	1:48.381		13	1:50.519	37.412
26	1:48.196		88	1:50.950	19.416	57	1:48.810	10.009	72	1:48.658	04.073	25	1:50.505	39.946
72	1:48.773	01.901	48	1:51.058	22.393	34	1:48.794	12.413	17	1:48.609	04.704	48	1:51.259	45.367
17	1:48.726	02.605	25	1:51.053	23.114	16	1:49.576	14.778	59	1:48.517	06.160	<b>Num</b>	<b>Lap Time</b>	<b>Gap</b>
59	1:48.761	03.868	<b>Num</b>	<b>Lap Time</b>	<b>Gap</b>	44	1:49.614	16.787	7	1:48.804	08.473	<b>Lap 14</b>		
7	1:49.155	05.356	<b>Lap 6</b>			88	1:50.619	26.780	57	1:49.096	11.765	26	1:48.605	
57	1:49.051	06.109	26	1:47.922		13	1:50.924	28.600	34	1:48.964	13.579	72	1:48.543	03.460
34	1:49.523	08.459	72	1:48.330	03.369	25	1:50.374	30.892	16	1:49.651	19.782	17	1:48.762	04.273
16	1:49.488	08.990	17	1:48.406	03.866	48	1:51.304	32.562	44	1:49.824	20.970	59	1:49.196	07.075





**Autodromo Nazionale Monza**  
**International GT Open**  
**Race - 1**  
**Analysis by Lap**



Autodromo Nazionale Monza 5.793 m.

Num	Lap Time	Gap
7	1:48.642	08.182
57	1:49.578	12.046
34	1:49.940	14.884
16	1:49.988	23.007
44	1:49.818	23.805
88	1:50.453	36.960
13	1:51.250	40.057
25	1:50.695	42.036
48	1:51.371	48.133

Num	Lap Time	Gap
26	1:48.681	
72	1:48.790	03.569
17	1:48.532	04.124
59	1:48.568	06.962
7	1:49.006	08.507
57	1:48.904	12.269
34	1:49.416	15.619
16	1:49.706	24.032
44	1:51.231	26.355
88	1:50.816	39.095
13	1:50.787	42.163
25	1:50.506	43.861
48	1:50.751	50.203

Num	Lap Time	Gap
72	1:48.637	
17	1:48.694	00.612
26	1:56.179	03.973
7	1:48.726	05.027
57	1:49.148	09.211
59	1:56.346	11.102
34	1:55.047	18.460
44	1:49.506	23.655
16	1:57.178	29.004
88	1:57.794	44.683
13	1:56.975	46.932
25	1:56.925	48.580
48	1:58.282	56.279

Num	Lap Time	Gap
72	1:49.091	
17	1:48.796	00.317
7	1:48.815	04.751
57	1:49.389	09.509
44	1:49.864	24.428
26	3:01.542	1:16.424
59	3:08.948	1:30.959
34	3:16.921	1:46.290

Num	Lap Time	Gap
72	1:48.719	
17	1:48.843	00.441
16	3:11.758	1 Lap
57	1:49.581	10.371
13	3:10.472	1 Lap
88	3:13.469	1 Lap
44	1:57.989	33.698
48	3:17.805	1 Lap
25	3:27.386	1 Lap
26	1:48.426	1:16.131
59	1:47.668	1:29.908
34	1:48.650	1:46.221

Num	Lap Time	Gap
72	1:48.683	
17	1:48.799	00.557
16	1:48.149	1 Lap
7	1:49.083	05.623
57	1:55.376	17.064
13	1:49.115	1 Lap
88	1:49.119	1 Lap
48	1:50.118	1 Lap
25	1:50.428	1 Lap
26	1:47.921	1:15.369
59	1:47.798	1:29.023
34	1:48.445	1:45.983

Num	Lap Time	Gap
72	1:48.872	
17	1:48.887	00.572
16	1:48.441	1 Lap
7	1:49.104	05.855
44	3:18.655	1 Lap
13	1:49.275	1 Lap
88	1:49.429	1 Lap
48	1:49.697	1 Lap
25	1:49.500	1 Lap
26	1:47.878	1:14.375
59	1:47.912	1:28.063
57	3:08.418	1:36.610
34	1:48.325	1:45.436

Num	Lap Time	Gap
72	1:48.513	
17	1:48.592	00.651
16	1:48.149	1 Lap
7	1:49.031	06.373
44	1:51.042	1 Lap
13	1:48.992	1 Lap
88	1:48.923	1 Lap
48	1:48.841	1 Lap
25	1:49.040	1 Lap
26	1:47.897	1:13.759
59	1:47.710	1:27.260
57	1:50.221	1:38.318
34	1:48.171	1:45.094

Num	Lap Time	Gap
72	1:48.654	
16	1:48.089	1 Lap
17	1:54.217	06.214
7	1:49.383	07.102
44	1:50.482	1 Lap
13	1:48.859	1 Lap
88	1:48.903	1 Lap
48	1:49.204	1 Lap
25	1:48.932	1 Lap

Num	Lap Time	Gap
26	1:48.510	1:13.615
59	1:47.757	1:26.363
57	1:49.130	1:38.794
34	1:47.873	1:44.313
16	1:48.346	1:49.404

Num	Lap Time	Gap
72	1:54.360	
7	1:55.116	07.858
44	1:50.157	1 Lap
13	1:48.598	1 Lap
88	1:48.727	1 Lap
48	1:48.299	1 Lap
25	1:49.083	1 Lap
26	1:47.859	1:07.114
59	1:47.782	1:19.785
17	3:13.330	1:25.184
57	1:48.535	1:32.969
34	1:48.232	1:38.185
16	1:48.007	1:43.051
44	1:49.974	2:04.926
13	1:49.971	2:05.322
88	1:49.151	2:05.512
48	1:48.497	2:21.848
25	1:48.926	2:24.983

Num	Lap Time	Gap
26	1:47.860	
72	3:05.182	10.208
59	1:49.643	14.454
7	3:01.600	14.484
17	1:50.654	20.864
57	1:48.622	26.617
34	1:48.178	31.389
16	1:49.600	37.677
13	1:49.423	59.771
44	1:49.868	59.820
88	1:49.570	1:00.108
48	1:48.636	1:15.510
25	1:49.113	1:19.122

Num	Lap Time	Gap
26	1:48.094	
72	1:50.211	12.325
59	1:48.274	14.634
7	1:51.362	17.752
17	1:50.902	23.672
57	1:48.551	27.074
34	1:48.141	31.436
16	1:49.588	39.171
13	1:49.328	1:01.005
88	1:50.053	1:02.067
44	1:51.391	1:03.117
48	1:49.285	1:16.701
25	1:49.127	1:20.155

Num	Lap Time	Gap
26	1:48.172	
72	1:50.422	14.575
59	1:48.743	15.205
7	1:51.051	20.631
17	1:49.927	25.427
57	1:49.038	27.940
34	1:48.614	31.878
16	1:47.915	38.914
13	1:48.808	1:01.641
88	1:50.781	1:04.676
44	1:50.151	1:05.096
48	1:48.529	1:17.058
25	1:49.490	1:21.473

Num	Lap Time	Gap
26	1:48.351	
59	1:49.317	16.171
72	1:50.863	17.087
7	1:51.179	23.459
17	1:49.235	26.311
57	1:49.247	28.836
34	1:48.108	31.635
16	1:48.864	39.427
13	1:49.774	1:03.064






**Autodromo Nazionale Monza**  
**International GT Open**  
**Race - 1**  
**Analysis by Lap**



Num	Lap Time	Gap	Num	Lap Time	Gap	Num	Lap Time	Gap	Num	Lap Time	Gap	Num	Lap Time	Gap
88	1:48.968	1:05.293	57	1:48.845	31.111	<b>Lap 33</b>			88	1:49.278	1:09.479	16	1:48.863	42.652
44	1:50.349	1:07.094	17	1:51.015	31.155	26	1:48.501		44	1:49.536	1:21.660	57	1:50.551	43.882
48	1:48.721	1:17.428	34	1:48.462	31.242	59	1:51.645	26.567	48	1:49.556	1:22.136	17	1:49.747	44.925
25	1:49.726	1:22.848	16	1:48.856	39.517	72	1:49.986	26.691	25	1:49.273	1:32.087	7	1:49.393	49.490
<b>Num Lap Time Gap</b>			13	1:49.242	1:05.345	34	1:48.263	31.706	<b>Num Lap Time Gap</b>			13	1:49.378	1:10.765
<b>Lap 28</b>			88	1:48.714	1:06.521	57	1:48.897	34.292	<b>Lap 36</b>			88	1:49.483	1:11.229
26	1:48.476		44	1:50.382	1:12.417	17	1:50.106	39.486	26	1:48.767		48	1:49.553	1:25.470
59	1:49.234	16.929	48	1:48.679	1:19.256	16	1:49.326	40.274	72	1:50.073	31.810	44	1:50.532	1:26.264
72	1:50.599	19.210	25	1:49.834	1:27.355	7	1:51.961	41.161	59	1:49.693	32.703	25	1:49.348	1:34.773
7	1:50.730	25.713	<b>Num Lap Time Gap</b>			13	1:49.157	1:07.846	34	1:49.723	33.055			
17	1:49.242	27.077	<b>Lap 31</b>			88	1:49.087	1:08.455	57	1:53.945	40.977			
57	1:49.425	29.785	26	1:48.271		44	1:50.450	1:19.465	17	1:49.762	41.624			
34	1:48.087	31.246	59	1:50.851	23.285	48	1:49.595	1:20.874	16	1:49.081	41.844			
16	1:47.899	38.850	72	1:50.242	24.289	25	1:49.479	1:30.290	7	1:50.436	46.453			
13	1:49.200	1:03.788	34	1:49.442	32.413	<b>Num Lap Time Gap</b>			13	1:49.194	1:09.075			
88	1:48.940	1:05.757	57	1:51.214	34.054	<b>Lap 34</b>			88	1:48.835	1:09.547			
44	1:50.207	1:08.825	7	1:52.297	34.890	26	1:48.607		44	1:49.609	1:22.502			
48	1:49.232	1:18.184	17	1:52.288	35.172	72	1:50.293	28.377	48	1:49.530	1:22.899			
25	1:50.313	1:24.685	16	1:48.407	39.653	59	1:52.211	30.171	25	1:49.337	1:32.657			
<b>Num Lap Time Gap</b>			13	1:49.765	1:06.839	34	1:48.687	31.786	<b>Num Lap Time Gap</b>					
<b>Lap 29</b>			88	1:49.329	1:07.579	57	1:49.296	34.981	<b>Lap 37</b>					
26	1:48.552		44	1:50.481	1:14.627	17	1:49.346	40.225	26	1:48.538				
59	1:50.071	18.448	48	1:48.614	1:19.599	16	1:49.010	40.677	72	1:49.482	32.754			
72	1:49.717	20.375	25	1:49.580	1:28.664	7	1:51.007	43.561	34	1:49.232	33.749			
7	1:50.680	27.841	<b>Num Lap Time Gap</b>			13	1:49.101	1:08.340	59	1:50.176	34.341			
17	1:49.849	28.374	<b>Lap 32</b>			88	1:49.069	1:08.917	57	1:49.391	41.830			
57	1:49.267	30.500	26	1:48.975		44	1:49.982	1:20.840	16	1:48.982	42.288			
34	1:48.320	31.014	59	1:49.113	23.423	48	1:49.029	1:21.296	17	1:50.591	43.677			
16	1:48.597	38.895	72	1:49.892	25.206	25	1:49.847	1:31.530	7	1:50.681	48.596			
13	1:49.101	1:04.337	34	1:48.506	31.944	<b>Num Lap Time Gap</b>			13	1:49.349	1:09.886			
88	1:48.836	1:06.041	57	1:48.817	33.896	<b>Lap 35</b>			88	1:49.236	1:10.245			
44	1:49.996	1:10.269	7	1:51.786	37.701	26	1:48.716		44	1:50.267	1:24.231			
48	1:49.179	1:18.811	17	1:51.684	37.881	72	1:50.843	30.504	48	1:50.055	1:24.416			
25	1:49.622	1:25.755	16	1:48.771	39.449	59	1:50.322	31.777	25	1:49.805	1:33.924			
<b>Num Lap Time Gap</b>			13	1:49.326	1:07.190	34	1:49.029	32.099	<b>Num Lap Time Gap</b>					
<b>Lap 30</b>			88	1:49.265	1:07.869	57	1:49.534	35.799	<b>Lap 38</b>					
26	1:48.234		44	1:51.864	1:17.516	17	1:49.120	40.629	26	1:48.499				
59	1:50.491	20.705	48	1:49.156	1:19.780	16	1:49.569	41.530	72	1:50.061	34.316			
72	1:50.177	22.318	25	1:49.623	1:29.312	7	1:49.939	44.784	34	1:49.079	34.329			
7	1:51.257	30.864				13	1:49.024	1:08.648	59	1:49.696	35.538			





Autodromo Nazionale Monza

International GT Open


Race - 1

Best Sectors Results



Sector - 1				Sector - 2				Sector - 3				Ideal Lap vs Best Lap				
Clas	Nº	Driver	Time	Nº	Driver	Time	Nº	Driver	Time	Clas	Nº	Driver	Ideal Lap	Best Lap	Clas	
1	59	Ramos - Chaves	34.166	59	Ramos - Chaves	36.518	26	Crestani - Mettler	36.675	1	59	Ramos - Chaves	1:47.450	1:47.668	1	
2	57	Baruch - Hahn	34.172	34	Yoluc - Eastwood	36.563	59	Ramos - Chaves	36.766	2	26	Crestani - Mettler	1:47.594	1:47.859	2	
3	16	Hahn - Khodair	34.185	16	Hahn - Khodair	36.578	34	Yoluc - Eastwood	36.854	3	34	Yoluc - Eastwood	1:47.763	1:47.873	3	
4	72	Moss - Osborne	34.230	26	Crestani - Mettler	36.594	17	Prette - Abril	37.003	4	16	Hahn - Khodair	1:47.810	1:47.899	4	
5	7	Iribe - Millroy	34.297	7	Iribe - Millroy	36.643	16	Hahn - Khodair	37.047	5	72	Moss - Osborne	1:47.982	1:48.169	5	
6	26	Crestani - Mettler	34.325	48	Ortelli - Negro	36.654	72	Moss - Osborne	37.062	6	7	Iribe - Millroy	1:48.087	1:48.198	6	
7	34	Yoluc - Eastwood	34.346	72	Moss - Osborne	36.690	57	Baruch - Hahn	37.121	7	17	Prette - Abril	1:48.088	1:48.351	8	
8	25	Di Amato - Vezzoni	34.370	17	Prette - Abril	36.704	48	Ortelli - Negro	37.134	8	57	Baruch - Hahn	1:48.153	1:48.455	9	
9	17	Prette - Abril	34.381	88	Krupinski - Klien	36.743	7	Iribe - Millroy	37.147	9	48	Ortelli - Negro	1:48.195	1:48.299	7	
10	48	Ortelli - Negro	34.407	13	Nesov - Moiseev	36.793	13	Nesov - Moiseev	37.168	10	13	Nesov - Moiseev	1:48.454	1:48.598	10	
11	13	Nesov - Moiseev	34.493	57	Baruch - Hahn	36.860	88	Krupinski - Klien	37.216	11	88	Krupinski - Klien	1:48.520	1:48.714	11	
12	88	Krupinski - Klien	34.561	44	Scholze - Liebhauser	36.903	44	Scholze - Liebhauser	37.375	12	25	Di Amato - Vezzoni	1:48.772	1:48.926	12	
13	44	Scholze - Liebhauser	34.720	25	Di Amato - Vezzoni	36.955	25	Di Amato - Vezzoni	37.447	13	44	Scholze - Liebhauser	1:48.998	1:49.228	13	
14	28	Coletti - Varrone	43.697	28	Coletti - Varrone	55.955	28	Coletti - Varrone	1:02.946	14	28	Coletti - Varrone	2:42.598	2:42.598	14	














Autodromo Nazionale Monza

International GT Open

Race - 1

Leader Sequence



Nº	Entrant/Team	Nat	Driver 1	Nat	Driver 2	Nat	Vehicle	Cat	Start Lap	End Lap	Laps	Total Laps
26	Team Lazarus	 ITA	Fabrizio Crestani	 ITA	<u>Yannick Mettler</u>	 CHE	Bentley Continental GT3	PRO	1	15	15	15
72	Optimum Motorsport	 GBR	Nick Moss	 GBR	<u>Joe Osborne</u>	 GBR	McLaren 720 S GT3	PROAM	16	23	8	8
26	Team Lazarus	 ITA	Fabrizio Crestani	 ITA	<u>Yannick Mettler</u>	 CHE	Bentley Continental GT3	PRO	24	38	15	30







Autodromo Nazionale Monza

International GT Open


Race - 1

Best 5 Lap Times



Cl	N°	Entrant/Team	Nat	Driver 1	Nat	Status	Driver 2	Nat	Status	Vehicle	Cat	Cl	Best 1		Best 2		Best 3		Best 4		Best 5	
													Time	Lap	Time	Lap	Time	Lap	Time	Lap	Time	Lap
1	59	Teo Martín Motorsport	ESP	<b>Miguel Ramos</b>	PRF		Henrique Chaves	PRF		McLaren 720 S GT3	PRO	1	1:47.668	18	1:47.710	21	1:47.757	22	1:47.782	23	1:47.798	19
2	26	Team Lazarus	ITA	Fabrizio Crestani	ITA		<b>Yannick Mettler</b>	CHE		Bentley Continental GT3	PRO	2	1:47.859	23	1:47.860	24	1:47.878	20	1:47.897	21	1:47.921	19
3	34	TF Sport	GBR	<b>Salih Yoluc</b>	TUR		Charlie Eastwood	IRL		Aston Martin Vantage GT3	PRO	3	1:47.873	22	1:48.087	28	1:48.108	27	1:48.141	25	1:48.171	21
4	16	Teo Martín Motorsport	ESP	<b>Marcelo Hahn</b>	BRA		Allam Khodair	BRA		McLaren 720 S GT3	PROAM	1	1:47.899	28	1:47.915	26	1:48.007	23	1:48.089	21	1:48.149	18
5	72	Optimum Motorsport	GBR	Nick Moss	GBR		<b>Joe Osborne</b>	GBR		McLaren 720 S GT3	PROAM	2	1:48.169	9	1:48.330	6	1:48.408	10	1:48.435	12	1:48.446	5
6	7	Optimum Motorsport	GBR	Brendan Iribe	USA		<b>Ollie Millroy</b>	GBR		McLaren 720 S GT3	PROAM	3	1:48.198	6	1:48.475	10	1:48.484	9	1:48.623	5	1:48.623	12
7	48	AF Corse / APM Monaco	ITA	Stephane Ortelli	MCO		<b>Angelo Negro</b>	ITA		Ferrari 488 GT3	PROAM	4	1:48.299	22	1:48.497	23	1:48.529	26	1:48.614	31	1:48.636	24
8	17	AF Corse / APM Monaco	ITA	Louis Prette	MCO		<b>Vincent Abril</b>	MCO		Ferrari 488 GT3	PRO	4	1:48.351	5	1:48.365	4	1:48.375	10	1:48.390	9	1:48.406	6
9	57	Teo Martín Motorsport	ESP	<b>Bar Baruch</b>	ISR		Christian M. Hahn	BRA		McLaren 720 S GT3	PRO	5	1:48.455	12	1:48.535	23	1:48.551	25	1:48.622	24	1:48.679	6
10	13	AKM Motorsport	SMR	Alexey Nesov	RUS		<b>Alexander Moiseev</b>	RUS		Mercedes AMG GT3 - 2020	AM	1	1:48.598	22	1:48.808	26	1:48.859	21	1:48.992	20	1:49.024	35
11	88	JP Motorsport	POL	<b>Patryk Krupinski</b>	POL		Christian Klien	AUT		Mercedes AMG GT3 - 2016	PROAM	5	1:48.714	30	1:48.727	22	1:48.835	36	1:48.836	29	1:48.903	21
12	25	RS Racing	ITA	Daniele Di Amato	ITA		<b>Alessandro Vezzoni</b>	ITA		Ferrari 488 GT3	PROAM	6	1:48.926	23	1:48.932	21	1:49.040	20	1:49.083	22	1:49.113	24
13	44	GetSpeed Performance	DEU	Florian Scholze	DEU		<b>Jens Liebhauser</b>	DEU		Mercedes AMG GT3	AM	2	1:49.228	6	1:49.341	5	1:49.438	4	1:49.487	7	1:49.506	16
14	28	Team Lazarus	ITA	<b>Stefano Coletti</b>	MCO		Nico Varrone	ARG		Bentley Continental GT3	PRO	6	2:42.598	1								






**Autodromo Nazionale Monza**  
**International GT Open**  
**Race - 1**  
**Best 5 Top Speeds**



Autodromo Nazionale Monza 5.793 m.

Cl	N°	Entrant/Team	Nat	Driver 1	Nat	Driver 2	Nat	Vehicle	Cat	Cl	Top 1		Top 2		Top 3		Top 4		Top 5		Avg
											Km/h	Lap	Km/h	Lap	Km/h	Lap	Km/h	Lap	Km/h	Lap	
1	59	Teo Martín Motorsport	ESP	<b>Miguel Ramos</b>	PRY	Henrique Chaves	PRY	McLaren 720 S GT3	PRO	1	<b>276.9</b>	11	276.2	4	275.5	5	275.5	10	275.5	13	275.9
2	57	Teo Martín Motorsport	ESP	<b>Bar Baruch</b>	ISR	Christian M. Hahn	BRA	McLaren 720 S GT3	PRO	2	<b>276.2</b>	26	275.5	3	274.8	6	274.1	4	274.1	5	274.9
3	16	Teo Martín Motorsport	ESP	<b>Marcelo Hahn</b>	BRA	Allam Khodair	BRA	McLaren 720 S GT3	PROAM	1	<b>275.5</b>	19	274.8	20	274.1	23	274.1	26	274.1	28	274.5
4	72	Optimum Motorsport	GBR	Nick Moss	GBR	<b>Joe Osborne</b>	GBR	McLaren 720 S GT3	PROAM	2	<b>275.5</b>	20	274.8	18	274.8	21	274.1	16	274.1	17	274.6
5	7	Optimum Motorsport	GBR	Brendan Iribe	USA	<b>Ollie Millroy</b>	GBR	McLaren 720 S GT3	PROAM	3	<b>274.8</b>	15	274.1	16	274.1	37	273.4	6	273.4	10	273.9
6	25	RS Racing	ITA	Daniele Di Amato	ITA	<b>Alessandro Vezzoni</b>	ITA	Ferrari 488 GT3	PROAM	4	<b>274.1</b>	16	273.4	9	273.4	11	273.4	14	273.4	15	273.5
7	26	Team Lazarus	ITA	Fabrizio Crestani	ITA	<b>Yannick Mettler</b>	CHE	Bentley Continental GT3	PRO	3	<b>274.1</b>	32	273.4	12	272.7	15	272.7	16	272.7	19	273.1
8	48	AF Corse / APM Monaco	ITA	Stephane Ortelli	MCO	<b>Angelo Negro</b>	ITA	Ferrari 488 GT3	PROAM	5	<b>274.1</b>	38	272.7	8	272.7	9	272.7	32	272.7	33	273.0
9	13	AKM Motorsport	SMR	Alexey Nesov	RUS	<b>Alexander Moiseev</b>	RUS	Mercedes AMG GT3 - 2020	AM	1	<b>273.4</b>	12	272.7	3	272.7	19	272.7	24	272.0	4	272.7
10	17	AF Corse / APM Monaco	ITA	Louis Prette	MCO	<b>Vincent Abril</b>	MCO	Ferrari 488 GT3	PRO	4	<b>272.7</b>	10	272.7	19	272.7	20	272.7	21	272.0	7	272.5
11	34	TF Sport	GBR	<b>Salih Yoluc</b>	TUR	Charlie Eastwood	IRL	Aston Martin Vantage GT3	PRO	5	<b>272.7</b>	11	272.7	12	272.7	30	272.0	3	272.0	4	272.4
12	44	GetSpeed Performance	DEU	Florian Scholze	DEU	<b>Jens Liebhauser</b>	DEU	Mercedes AMG GT3	AM	2	<b>272.0</b>	15	271.3	6	271.3	7	270.6	5	270.6	11	271.2
13	88	JP Motorsport	POL	<b>Patryk Krupinski</b>	POL	Christian Klien	AUT	Mercedes AMG GT3 - 2016	PROAM	6	<b>272.0</b>	25	271.3	19	271.3	22	270.6	2	270.6	18	271.2
14	28	Team Lazarus	ITA	<b>Stefano Coletti</b>	MCO	Nico Varrone	ARG	Bentley Continental GT3	PRO	6	<b>240.5</b>	1									240.5






**Autodromo Nazionale Monza**  
**International GT Open**  
**Race - 1**  
**Fastest Laps Sequence**



Lap	Time of Day	Session Time	Nº	Entrant/Team	Nat	Driver 1	Nat	Driver 2	Nat	Vehicle	Cat	Time	Km/h
2	14:17:28.204	3:41.204	26	Team Lazarus	ITA	Fabrizio Crestani	ITA	<u>Yannick Mettler</u>	CHE	Bentley Continental GT3	PRO	1:48.679	191.8
3	14:19:16.400	5:29.400	26	Team Lazarus	ITA	Fabrizio Crestani	ITA	<u>Yannick Mettler</u>	CHE	Bentley Continental GT3	PRO	1:48.196	192.7
4	14:21:04.412	7:17.412	26	Team Lazarus	ITA	Fabrizio Crestani	ITA	<u>Yannick Mettler</u>	CHE	Bentley Continental GT3	PRO	1:48.012	193.0
5	14:22:52.339	9:05.339	26	Team Lazarus	ITA	Fabrizio Crestani	ITA	<u>Yannick Mettler</u>	CHE	Bentley Continental GT3	PRO	1:47.927	193.2
6	14:24:40.261	10:53.261	26	Team Lazarus	ITA	Fabrizio Crestani	ITA	<u>Yannick Mettler</u>	CHE	Bentley Continental GT3	PRO	1:47.922	193.2
18	14:47:57.397	34:10.397	59	Teo Martín Motorsport	ESP	Miguel Ramos	PRT	<u>Henrique Chaves</u>	PRT	McLaren 720 S GT3	PRO	1:47.668	193.6





# Autodromo Nazionale Monza

## International GT Open

### Race - 1


#### Event Best Maximum Speed

Autodromo Nazionale Monza 5.793 m.



Nº	Entrant/Team	Nat	Driver 1	Nat	Driver 2	Nat	Vehicle	Cat	Km/h	Session
59	Teo Martín Motorsport	ESP	Miguel Ramos	PRT	Henrique Chaves	PRT	McLaren 720 S GT3	PRO	277.6	Qualifying - 1 Driver - 1
26	Team Lazarus	ITA	Fabrizio Crestani	ITA	Yannick Mettler	CHE	Bentley Continental GT3	PRO	276.9	Free Practice - 1
17	AF Corse / APM Monaco	ITA	Louis Prette	MCO	Vincent Abril	MCO	Ferrari 488 GT3	PRO	276.9	Free Practice - 1
16	Teo Martín Motorsport	ESP	Marcelo Hahn	BRA	Allam Khodair	BRA	McLaren 720 S GT3	PROAM	276.2	Free Practice - 1
72	Optimum Motorsport	GBR	Nick Moss	GBR	Joe Osborne	GBR	McLaren 720 S GT3	PROAM	276.2	Free Practice - 1
57	Teo Martín Motorsport	ESP	Bar Baruch	ISR	Christian M. Hahn	BRA	McLaren 720 S GT3	PRO	276.2	Race - 1
25	RS Racing	ITA	Daniele Di Amato	ITA	Alessandro Vezzoni	ITA	Ferrari 488 GT3	PROAM	275.5	Free Practice - 1
13	AKM Motorsport	SMR	Alexey Nesov	RUS	Alexander Moiseev	RUS	Mercedes AMG GT3 - 2020	AM	274.8	Free Practice - 1
48	AF Corse / APM Monaco	ITA	Stephane Ortelli	MCO	Angelo Negro	ITA	Ferrari 488 GT3	PROAM	274.8	Free Practice - 1
7	Optimum Motorsport	GBR	Brendan Iribe	USA	Ollie Millroy	GBR	McLaren 720 S GT3	PROAM	274.8	Qualifying - 1 Driver - 1
34	TF Sport	GBR	Salih Yoluc	TUR	Charlie Eastwood	IRL	Aston Martin Vantage GT3	PRO	274.1	Qualifying - 1 Driver - 1
28	Team Lazarus	ITA	Stefano Coletti	MCO	Nico Varrone	ARG	Bentley Continental GT3	PRO	274.1	Qualifying - 1 Driver - 1
44	GetSpeed Performance	DEU	Florian Scholze	DEU	Jens Liebhauser	DEU	Mercedes AMG GT3	AM	272.0	Race - 1
88	JP Motorsport	POL	Patryk Krupinski	POL	Christian Klien	AUT	Mercedes AMG GT3 - 2016	PROAM	272.0	Race - 1






**Autodromo Nazionale Monza**  
**International GT Open**  
**Race - 1**  
**Lap Chart**



**LAP**

Nr	Po	Grid	1	2	3	4	5	6	7	8	9	10	11	12	13	14	15	16	17	18	19	20	21	22	23	24	25	26	27	28	29	30	31	32	33	34	35		
26	<b>1</b>	26	26	26	26	26	26	26	26	26	26	26	26	26	26	26	26	72	72	72	72	72	72	72	72	26	26	26	26	26	26	26	26	26	26	26	26		
17	<b>2</b>	17	72	72	72	72	72	72	72	72	72	72	72	72	72	72	72	17	17	17	17	17	17	17	7	72	72	72	59	59	59	59	59	59	59	59	72	72	
59	<b>3</b>	59	17	17	17	17	17	17	17	17	17	17	17	17	17	17	26	7	7	7	7	7	7	7	26	59	59	59	72	72	72	72	72	72	72	72	59	59	
72	<b>4</b>	72	59	59	59	59	59	59	59	59	59	59	59	59	59	59	7	57	57	57	26	26	26	59	7	7	7	7	7	7	7	7	34	34	34	34	34	34	
7	<b>5</b>	7	7	7	7	7	7	7	7	7	7	7	7	7	7	7	7	57	44	44	26	59	59	59	17	17	17	17	17	17	17	17	57	57	57	57	57	57	
34	<b>6</b>	34	57	57	57	57	57	57	57	57	57	57	57	57	57	57	57	59	26	26	59	57	57	57	57	57	57	57	57	57	17	7	7	17	17	17	17		
28	<b>7</b>	28	34	34	34	34	34	34	34	34	34	34	34	34	34	34	34	34	59	59	34	34	34	34	34	34	34	34	34	34	34	34	17	17	16	16	16		
57	<b>8</b>	57	16	16	16	16	16	16	16	16	16	16	16	16	16	16	16	44	34	34	16	16	16	16	16	16	16	16	16	16	16	16	16	16	7	7	7	7	
44	<b>9</b>	44	44	44	44	44	44	44	44	44	44	44	44	44	44	44	44	16	16	16	44	44	44	44	44	13	13	13	13	13	13	13	13	13	13	13	13	13	13
16	<b>10</b>	16	88	88	13	13	13	88	88	88	88	88	88	88	88	88	88	88	13	13	13	13	13	13	13	44	88	88	88	88	88	88	88	88	88	88	88	88	
88	<b>11</b>	88	13	13	88	88	88	13	13	13	13	13	13	13	13	13	13	88	88	88	88	88	88	88	88	88	44	44	44	44	44	44	44	44	44	44	44	44	
13	<b>12</b>	13	48	48	48	48	48	25	25	25	25	25	25	25	25	25	25	25	48	48	48	48	48	48	48	48	48	48	48	48	48	48	48	48	48	48	48	48	
25	<b>13</b>	25	25	25	25	25	25	48	48	48	48	48	48	48	48	48	48	48	25	25	25	25	25	25	25	25	25	25	25	25	25	25	25	25	25	25	25	25	
48	<b>14</b>	48	28																																				






**Autodromo Nazionale Monza**  
**International GT Open**  
**Race - 1**  
**Lap Chart**



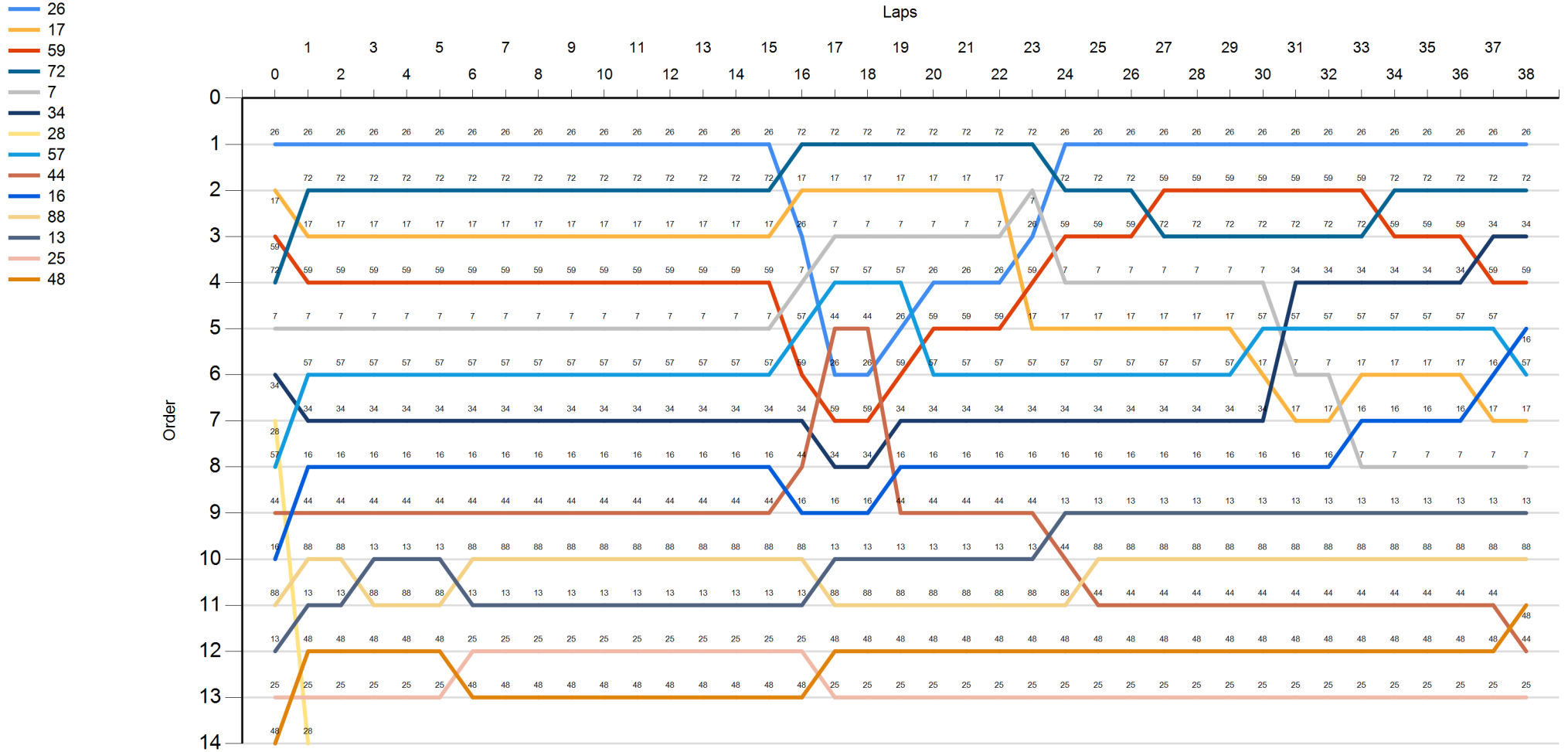
**LAP**


Nr	Po	36	37	38
26	<b>1</b>	26	26	26
17	<b>2</b>	72	72	72
59	<b>3</b>	59	34	34
72	<b>4</b>	34	59	59
7	<b>5</b>	57	57	16
34	<b>6</b>	17	16	57
28	<b>7</b>	16	17	17
57	<b>8</b>	7	7	7
44	<b>9</b>	13	13	13
16	<b>10</b>	88	88	88
88	<b>11</b>	44	44	48
13	<b>12</b>	48	48	44
25	<b>13</b>	25	25	25
48	<b>14</b>			





**Autodromo Nazionale Monza**  
**International GT Open**  
**Race - 1**  
**Graphic Lap Chart**





Autodromo Nazionale Monza

International GT Open

Race - 1

Pit Stop Analysis



Nr.	In Day Time	Entrant/Team	Nat	Driver 1	Nat	Driver 2	Nat	Vehicle	Cat	In Time	Stop N°	Pit Time	Handicap	Penalty
26	14:42:47.916	Team Lazarus	ITA	Fabrizio Crestani	ITA	Yannick Mettler	CHE	Bentley Continental GT3	PRO	29:00.529	1	1:19.005	1:15	
59	14:42:55.494	Teo Martín Motorsport	ESP	Miguel Ramos	PRT	Henrique Chaves	PRT	McLaren 720 S GT3	PRO	29:08.107	1	1:25.940	1:25	
34	14:43:02.990	TF Sport	GBR	Salih Yoluc	TUR	Charlie Eastwood	IRL	Aston Martin Vantage GT3	PRO	29:15.603	1	1:31.781	1:30	
16	14:43:12.801	Teo Martín Motorsport	ESP	Marcelo Hahn	BRA	Allam Khodair	BRA	McLaren 720 S GT3	PROAM	29:25.414	1	1:28.421	1:25	
88	14:43:29.175	JP Motorsport	POL	Patryk Krupinski	POL	Christian Klien	AUT	Mercedes AMG GT3 - 2016	PROAM	29:41.788	1	1:28.693	1:25	
13	14:43:31.375	AKM Motorsport	RUS	Alexey Nesov	RUS	Alexander Moiseev	RUS	Mercedes AMG GT3 - 2020	AM	29:43.988	1	1:25.901	1:25	
25	14:43:32.886	RS Racing	ITA	Daniele Di Amato	ITA	Alessandro Vezzoni	ITA	Ferrari 488 GT3	PROAM	29:45.499	1	1:41.883	1:15	
48	14:43:40.686	AF Corse / APM Monaco	ITA	Stephane Ortelli	MCO	Angelo Negro	ITA	Ferrari 488 GT3	PROAM	29:53.299	1	1:33.277	1:20	
44	14:46:56.027	GetSpeed Performance	DEU	Florian Scholze	DEU	Jens Liebhauser	DEU	Mercedes AMG GT3	AM	33:08.640	1	1:32.549	1:35	-2.451
57	14:48:28.011	Teo Martín Motorsport	ESP	Bar Baruch	ISR	Christian M. Hahn	BRA	McLaren 720 S GT3	PRO	34:40.624	1	1:23.343	1:15	
17	14:53:43.148	AF Corse / APM Monaco	ITA	Louis Prette	MCO	Vincent Abril	MCO	Ferrari 488 GT3	PRO	39:55.761	1	1:26.995	1:25	
72	14:55:31.324	Optimum Motorsport	GBR	Nick Moss	GBR	Joe Osborne	GBR	McLaren 720 S GT3	PROAM	41:43.937	1	1:19.488	1:20	-0.512
7	14:55:39.115	Optimum Motorsport	GBR	Brendan Iribe	USA	Ollie Millroy	GBR	McLaren 720 S GT3	PROAM	41:51.728	1	1:15.802	1:15	



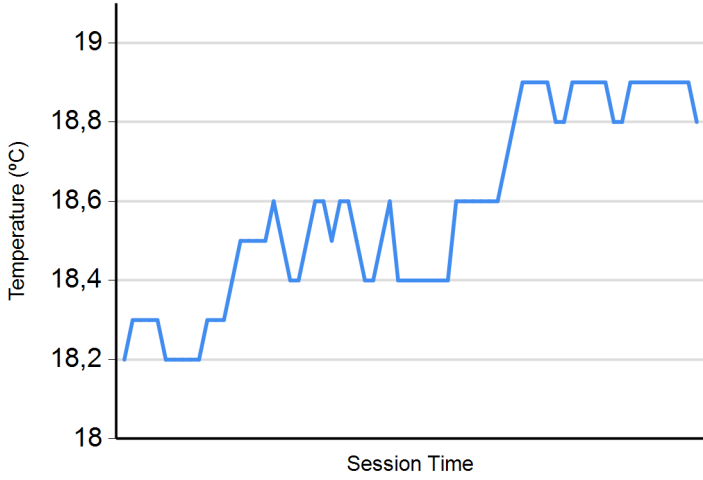




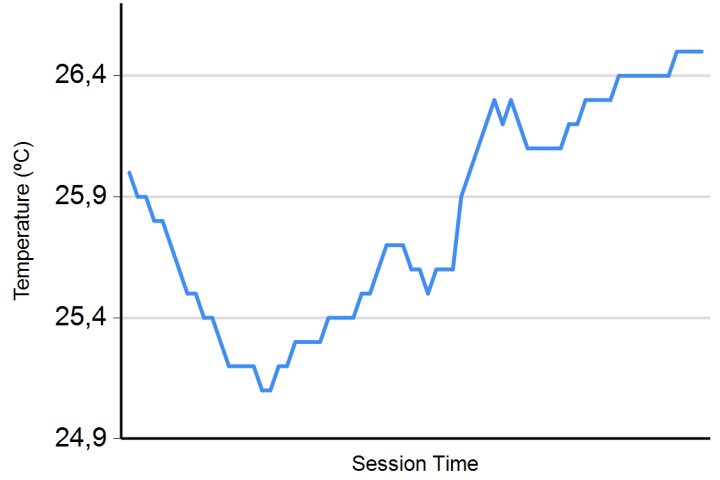
**Autodromo Nazionale Monza**  
**International GT Open**  
**Race - 1**  
**Weather Report**



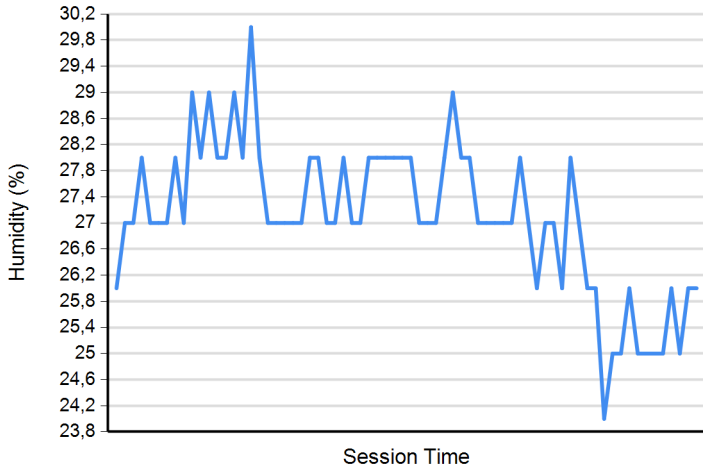
**Air Temperature**



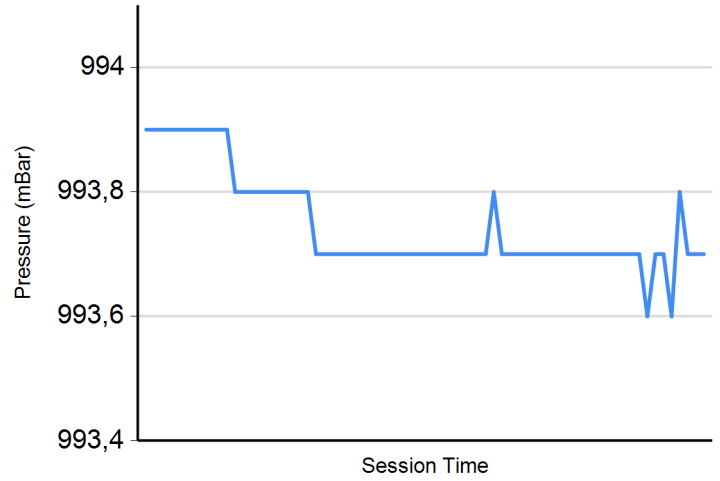
**Track Temperature**



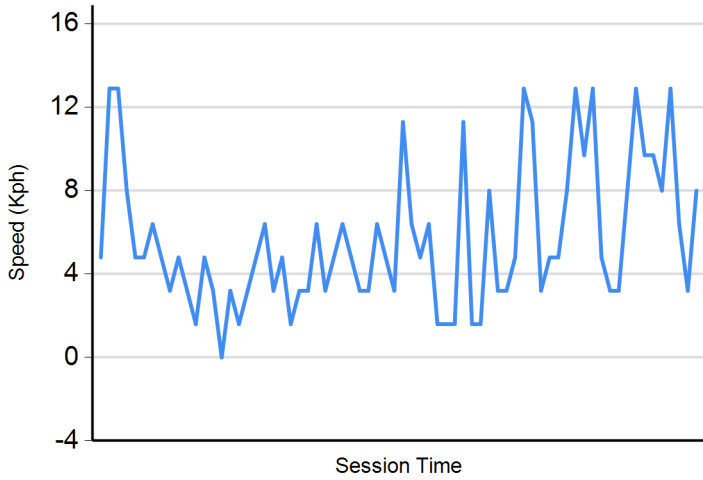
**Humidity**



**Pressure**



**Wind Speed**



**Wind direction**

North = 0°/360° Est = 90° South = 180° West = 270°

