


Circuito de Barcelona
International GT Open
Private test - 1
Provisional Results



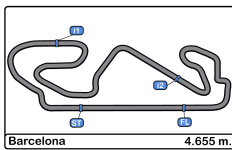
Cls	Nº	Entrant/Team	Nat	Driver 1	Nat	Driver 2	Nat	Vehicle	Cat	Cls	Laps	Best	Time	Gap	Interval	Km/h
1	17	AF Corse / APM Monaco	ITA	Louis Prette	MCO	Vincent Abril	MCO	Ferrari 488 GT3	PRO	1	25	12	1:45.102			159.4
2	16	Teo Martín Motorsport	ESP	Marcelo Hahn	BRA	Allam Khodair	BRA	McLaren 720 S GT3	PROAM	1	24	15	1:45.107	0.005	0.005	159.4
3	59	Teo Martín Motorsport	ESP	Miguel Ramos	PRT	Henrique Chaves	PRT	McLaren 720 S GT3	PRO	2	26	11	1:45.159	0.057	0.052	159.3
4	26	Team Lazarus	ITA	Fabrizio Crestani	ITA	Yannick Mettler	CHE	Bentley Continental GT3	PRO	3	26	17	1:45.377	0.275	0.218	159.0
5	88	JP Motorsport	POL	Patryk Krupinski	POL	Christian Klien	AUT	Mercedes AMG GT3 - 2016	PROAM	2	26	5	1:45.381	0.279	0.004	159.0
6	34	TF Sport	GBR	Salih Yoluc	TUR	Charlie Eastwood	IRL	Aston Martin Vantage GT3	PRO	4	25	7	1:45.472	0.370	0.091	158.8
7	72	Optimum Motorsport	GBR	Nick Moss	GBR	Joe Osborne	GBR	McLaren 720 S GT3	PROAM	3	25	4	1:45.919	0.817	0.447	158.2
8	7	Optimum Motorsport	GBR	Brendan Iribe	USA	Ollie Millroy	GBR	McLaren 720 S GT3	PROAM	4	28	15	1:46.397	1.295	0.478	157.5
9	48	AF Corse / APM Monaco	ITA	Stephane Ortelli	MCO	Angelo Negro	ITA	Ferrari 488 GT3	PROAM	5	26	7	1:46.464	1.362	0.067	157.4
10	33	RENO Racing	DNK	Jens Reno Moller	DNK	Reece Barr	IRL	Honda NSX GT3 Evo	PROAM	6	24	15	1:47.632	2.530	1.168	155.6
11	61	AKKA ASP	FRA	Mauro Ricci	ITA	Jerome Policand	FRA	Mercedes AMG GT3 - 2020	AM	1	21	11	1:48.190	3.088	0.558	154.8

Published at:.....

Track Temp: 30.0 °C Air Temp: 22.2 °C Humidity: 50 % Track Status: DRY

Stewards:	Race Director:	Timekeeper: 
-----------	----------------	---






Circuito de Barcelona
International GT Open
Private test - 1
Provisional Results by Class



Cls	Nº	Entrant/Team	Nat	Driver 1	Nat	Driver 2	Nat	Vehicle	Cat	Cls	Laps	Best	Time	Gap	Interval	Km/h
PRO																
1	17	AF Corse / APM Monaco	ITA	Louis Prette	MCO	Vincent Abril	MCO	Ferrari 488 GT3	PRO	1	25	12	1:45.102			159.4
2	59	Teo Martín Motorsport	ESP	Miguel Ramos	PRT	Henrique Chaves	PRT	McLaren 720 S GT3	PRO	2	26	11	1:45.159	0.057	0.057	159.3
3	26	Team Lazarus	ITA	Fabrizio Crestani	ITA	Yannick Mettler	CHE	Bentley Continental GT3	PRO	3	26	17	1:45.377	0.275	0.218	159.0
4	34	TF Sport	GBR	Salih Yoluc	TUR	Charlie Eastwood	IRL	Aston Martin Vantage GT3	PRO	4	25	7	1:45.472	0.370	0.095	158.8
PROAM																
1	16	Teo Martín Motorsport	ESP	Marcelo Hahn	BRA	Allam Khodair	BRA	McLaren 720 S GT3	PROAM	1	24	15	1:45.107			159.4
2	88	JP Motorsport	POL	Patryk Krupinski	POL	Christian Klien	AUT	Mercedes AMG GT3 - 2016	PROAM	2	26	5	1:45.381	0.274	0.274	159.0
3	72	Optimum Motorsport	GBR	Nick Moss	GBR	Joe Osborne	GBR	McLaren 720 S GT3	PROAM	3	25	4	1:45.919	0.812	0.538	158.2
4	7	Optimum Motorsport	GBR	Brendan Iribe	USA	Ollie Millroy	GBR	McLaren 720 S GT3	PROAM	4	28	15	1:46.397	1.290	0.478	157.5
5	48	AF Corse / APM Monaco	ITA	Stephane Ortelli	MCO	Angelo Negro	ITA	Ferrari 488 GT3	PROAM	5	26	7	1:46.464	1.357	0.067	157.4
6	33	RENO Racing	DNK	Jens Reno Moller	DNK	Reece Barr	IRL	Honda NSX GT3 Evo	PROAM	6	24	15	1:47.632	2.525	1.168	155.6
AM																
1	61	AKKA ASP	FRA	Mauro Ricci	ITA	Jerome Policand	FRA	Mercedes AMG GT3 - 2020	AM	1	21	11	1:48.190			154.8

Published at:.....

Track Temp: 30.0 °C Air Temp: 22.2 °C Humidity: 50 % Track Status: DRY

Stewards:	Race Director:	Timekeeper: 
------------------	-----------------------	--





Circuit de Barcelona
International GT Open
Private test - 1
Lap Analysis



7

1 Brendan Iribe McLaren 720 S GT3
 2 Ollie Millroy Optimum Motorsport

16

1 Marcelo Hahn McLaren 720 S GT3
 2 Allam Khodair Teo Martín Motorsport

Lap	D	Time	Sector 1	Sector 2	Sector 3	T. Spd	Elapsed	Lap	D	Time	Sector 1	Sector 2	Sector 3	T. Spd	Elapsed
1		13:17:52.761	13:16:34.586	41.892	36.283	190.8	13:17:52.761	1		13:20:30.750	13:19:05.384	46.615	38.751	190.8	13:20:30.750
2		1:50.878	31.453	43.796	35.629	255.9	13:19:43.639	2		1:57.418	33.258	42.781	41.379	229.2	13:22:28.168
3		2:13.797	30.699	40.824	1:02.274	258.3	13:21:57.436	3		1:46.498	30.591	40.619	35.288	262.1	13:24:14.666
4		1:49.511	30.945	41.283	37.283	259.6	13:23:46.947	4		1:59.231	33.661	47.506	38.064	252.3	13:26:13.897
5		1:47.823	30.722	41.058	36.043	261.5	13:25:34.770	5		1:45.836	30.470	40.538	34.828	261.5	13:27:59.733
6		1:50.138	31.450	42.092	36.596	260.2	13:27:24.908	6		1:52.253 P	30.271	40.178	41.804	262.1	13:29:51.986
7		1:48.589	30.720	41.072	36.797	260.8	13:29:13.497	7		4:16.599	2:59.826	41.498	35.275	190.1	13:34:08.585
8		1:47.809	30.784	41.093	35.932	260.2	13:31:01.306	8		1:48.611	30.551	41.398	36.662	260.2	13:35:57.196
9		1:47.492	30.988	41.120	35.384	259.6	13:32:48.798	9		1:45.924	30.432	40.291	35.201	259.6	13:37:43.120
10		1:54.395 P	31.754	41.494	41.147	258.9	13:34:43.193	10		1:49.960 P	30.338	40.553	39.069	260.8	13:39:33.080
11		5:56.907	4:39.937	41.075	35.895	193.2	13:40:40.100	11		8:56.850	7:35.523	42.466	38.861	129.3	13:48:29.930
12		1:46.483	30.601	40.721	35.161	258.3	13:42:26.583	12		1:46.091	30.571	40.578	34.942	262.1	13:50:16.021
13		1:47.088	30.382	40.460	36.246	258.3	13:44:13.671	13		1:50.558 P	30.288	40.571	39.699	262.1	13:52:06.579
14		1:46.960	30.709	40.591	35.660	259.6	13:46:00.631	14		4:28.560	3:12.534	41.040	34.986	193.8	13:56:35.139
15		1:46.397	30.493	40.435	35.469	259.6	13:47:47.028	15		1:45.107	30.204	40.138	34.765	261.5	13:58:20.246
16		1:46.525	30.127	40.624	35.774	259.6	13:49:33.553	16		1:48.128	30.173	40.343	37.612	262.1	14:00:08.374
17		1:51.717 P	30.562	40.867	40.288	259.6	13:51:25.270	17		1:56.265 P	30.216	40.535	45.514	263.4	14:02:04.639
18		4:35.948	3:19.193	40.873	35.882	193.5	13:56:01.218	18		5:01.989	3:36.213	47.531	38.245	193.8	14:07:06.628
19		1:46.501	30.414	40.808	35.279	259.6	13:57:47.719	19		1:53.574	32.944	42.857	37.773	258.3	14:09:00.202
20		1:52.950 P	30.408	42.241	40.301	260.2	13:59:40.669	20		1:50.444	31.965	41.787	36.692	260.2	14:10:50.646
21		5:23.414	4:05.265	42.212	35.937	192.8	14:05:04.083	21		1:50.075	31.554	42.400	36.121	262.7	14:12:40.721
22		1:49.055	32.082	41.367	35.606	258.3	14:06:53.138	22		1:48.661	31.060	41.219	36.382	264.0	14:14:29.382
23		1:46.912	30.739	40.668	35.505	258.9	14:08:40.050	23		1:48.561	30.903	41.329	36.329	264.0	14:16:17.943
24		1:47.800	30.803	41.214	35.783	258.3	14:10:27.850	24		1:55.839 P	30.989	41.542	43.308	262.7	14:18:13.782
25		1:48.002	31.255	41.089	35.658	260.8	14:12:15.852	17							
26		1:47.889	30.745	41.108	36.036	261.5	14:14:03.741	1		Louis Prette Ferrari 488 GT3					
27		1:47.562	30.736	40.963	35.863	260.2	14:15:51.303	2		Vincent Abril AF Corse / APM Monaco					
28		1:54.449 P	31.625	41.483	41.341	261.5	14:17:45.752	Lap	D	Time	Sector 1	Sector 2	Sector 3	T. Spd	Elapsed

1		13:19:07.161	13:17:47.933	42.804	36.424	183.6	13:19:07.161
2		1:48.753	31.597	41.401	35.755	253.5	13:20:55.914
3		1:47.390	31.041	40.876	35.473	253.5	13:22:43.304
4		1:46.629	30.885	40.723	35.021	254.7	13:24:29.933
5		1:47.885	30.769	40.649	36.467	255.3	13:26:17.818
6		1:53.012 P	30.673	40.674	41.665	254.7	13:28:10.830
7		5:50.607	4:33.662	41.433	35.512	186.5	13:34:01.437
8		1:46.909	30.703	40.817	35.389	255.9	13:35:48.346
9		1:54.402 P	30.719	41.063	42.620	255.9	13:37:42.748
10		6:00.371	4:42.266	42.681	35.424	171.9	13:43:43.119
11		1:45.265	30.368	40.266	34.631	255.9	13:45:28.384
12		1:45.102	30.138	40.192	34.772	255.9	13:47:13.486
13		1:52.974 P	30.305	41.755	40.914	256.5	13:49:06.460
14		4:35.064	3:15.025	43.561	36.478	186.8	13:53:41.524
15		1:46.778	30.757	40.881	35.140	257.1	13:55:28.302
16		1:45.952	30.380	40.555	35.017	257.1	13:57:14.254
17		2:02.210	34.654	48.324	39.232	257.1	13:59:16.464
18		1:45.586	30.574	40.272	34.740	255.9	14:01:02.050
19		1:45.332	30.208	40.379	34.745	256.5	14:02:47.382
20		1:56.344 P	30.274	42.150	43.920	255.9	14:04:43.726
21		4:07.554	2:49.822	41.666	36.066	179.4	14:08:51.280
22		1:45.854	30.392	40.391	35.071	256.5	14:10:37.134
23		1:45.741	30.315	40.223	35.203	257.7	14:12:22.875
24		1:50.837	31.533	42.099	37.205	258.3	14:14:13.712
25		2:02.057 P	30.311	46.886	44.860	259.6	14:16:15.769





Circuit de Barcelona
International GT Open
Private test - 1
Lap Analysis



26

1 Fabrizio Crestani Bentley Continental GT3
 2 Yannick Mettler Team Lazarus

34

1 Salih Yoluc Aston Martin Vantage GT3
 2 Charlie Eastwood TF Sport

Lap D	Time	Sector 1	Sector 2	Sector 3	T. Spd	Elapsed	Lap D	Time	Sector 1	Sector 2	Sector 3	T. Spd	Elapsed
1	13:18:07.959	13:16:48.535	42.757	36.667	189.8	13:18:07.959	1	13:17:05.435	13:15:48.130	41.712	35.593	173.3	13:17:05.435
2	1:48.492	31.436	41.106	35.950	261.5	13:19:56.451	2	1:45.545	30.231	40.349	34.965	260.2	13:18:50.980
3	1:48.324	31.278	41.261	35.785	267.3	13:21:44.775	3	1:47.070	30.286	40.850	35.934	260.2	13:20:38.050
4	1:47.718	30.566	40.973	36.179	266.0	13:23:32.493	4	1:45.729	30.213	40.465	35.051	260.8	13:22:23.779
5	1:48.109	30.790	41.038	36.281	265.3	13:25:20.602	5	1:52.547 P	30.446	42.262	39.839	262.1	13:24:16.326
6	1:51.970 P	30.778	41.224	39.968	264.7	13:27:12.572	6	5:45.148	4:22.959	45.664	36.525	188.4	13:30:01.474
7	6:28.699	5:10.473	42.068	36.158	190.1	13:33:41.271	7	1:45.472	30.210	40.432	34.830	260.2	13:31:46.946
8	1:49.402	31.051	42.116	36.235	264.7	13:35:30.673	8	1:47.084	30.220	40.839	36.025	259.6	13:33:34.030
9	1:48.193	30.752	41.322	36.119	264.7	13:37:18.866	9	1:52.739 P	30.342	40.414	41.983	260.2	13:35:26.769
10	1:48.556	31.096	41.285	36.175	265.3	13:39:07.422	10	5:37.994	4:17.975	43.375	36.644	189.1	13:41:04.763
11	1:48.605	31.042	41.339	36.224	266.0	13:40:56.027	11	1:49.789	31.406	42.238	36.145	255.9	13:42:54.552
12	1:48.399	30.737	41.335	36.327	266.0	13:42:44.426	12	1:47.830	30.980	40.984	35.866	257.7	13:44:42.382
13	1:55.026 P	30.899	41.352	42.775	265.3	13:44:39.452	13	1:48.331	30.974	41.562	35.795	258.9	13:46:30.713
14	7:21.986	6:05.180	41.295	35.511	190.4	13:52:01.438	14	1:47.549	30.954	41.057	35.538	259.6	13:48:18.262
15	1:45.779	30.149	40.309	35.321	266.6	13:53:47.217	15	1:48.597	30.807	41.548	36.242	259.6	13:50:06.859
16	1:45.597	30.137	40.325	35.135	267.3	13:55:32.814	16	1:48.297	30.953	41.254	36.090	257.7	13:51:55.156
17	1:45.377	29.997	40.154	35.226	267.9	13:57:18.191	17	1:56.290 P	31.207	41.377	43.706	258.9	13:53:51.446
18	1:52.331 P	30.457	41.522	40.352	267.3	13:59:10.522	18	2:54.290	1:32.360	42.765	39.165	196.0	13:56:45.736
19	4:24.148	3:07.926	40.939	35.283	195.2	14:03:34.670	19	1:46.025	30.472	40.547	35.006	257.7	13:58:31.761
20	1:54.247	30.262	40.834	43.151	266.0	14:05:28.917	20	1:46.221	30.287	40.816	35.118	258.3	14:00:17.982
21	1:46.406	30.196	40.537	35.673	265.3	14:07:15.323	21	1:46.599	30.437	40.934	35.228	259.6	14:02:04.581
22	1:49.131	30.447	42.279	36.405	267.3	14:09:04.454	22	1:54.668 P	30.466	41.751	42.451	259.6	14:03:59.249
23	1:47.835	30.293	41.455	36.087	267.3	14:10:52.289	23	3:46.778	2:24.872	45.843	36.063	190.1	14:07:46.027
24	1:46.875	30.232	41.066	35.577	269.3	14:12:39.164	24	1:45.560	30.292	40.191	35.077	258.3	14:09:31.587
25	1:46.876	30.253	41.060	35.563	267.9	14:14:26.040	25	1:49.080 P	30.117	40.213	38.750	260.8	14:11:20.667
26	1:51.535 P	30.406	41.017	40.112	269.3	14:16:17.575							

33

1 Jens Reno Moller Honda NSX GT3 Evo
 2 Reece Barr RENO Racing

48

1 Stephane Ortelli Ferrari 488 GT3
 2 Angelo Negro AF Corse / APM Monaco

Lap D	Time	Sector 1	Sector 2	Sector 3	T. Spd	Elapsed	Lap D	Time	Sector 1	Sector 2	Sector 3	T. Spd	Elapsed
1	13:18:43.994 P	13:17:18.181	44.609	41.204	181.2	13:18:43.994	1	13:20:12.525	13:18:53.511	42.043	36.971	196.0	13:20:12.525
2	9:29.485	8:09.438	43.044	37.003	189.1	13:28:13.479	2	1:50.433	31.159	42.013	37.261	257.1	13:22:02.958
3	1:51.576	31.942	42.880	36.754	255.9	13:30:05.055	3	1:47.090	30.894	41.068	35.128	258.9	13:23:50.048
4	1:49.872	31.711	42.007	36.154	257.7	13:31:54.927	4	1:52.648 P	30.353	42.142	40.153	259.6	13:25:42.696
5	1:53.315 P	31.552	41.844	39.919	255.9	13:33:48.242	5	5:32.707	4:10.898	44.691	37.118	191.1	13:31:15.403
6	3:49.771 P	2:25.066	43.044	41.661	187.8	13:37:38.013	6	1:47.015	31.000	40.927	35.088	259.6	13:33:02.418
7	3:14.021	1:55.934	41.756	36.331	187.1	13:40:52.034	7	1:46.464	30.442	40.638	35.384	259.6	13:34:48.882
8	1:49.919	31.394	42.471	36.054	255.3	13:42:41.953	8	1:54.444	30.391	40.906	43.147	259.6	13:36:43.326
9	1:48.446	31.102	41.315	36.029	255.3	13:44:30.399	9	1:54.667 P	30.580	40.645	43.442	258.3	13:38:37.993
10	1:52.623 P	31.015	41.501	40.107	256.5	13:46:23.022	10	5:07.773	3:51.168	41.317	35.288	192.1	13:43:45.766
11	3:29.543	2:11.763	41.804	35.976	188.1	13:49:52.565	11	1:47.258	30.699	40.739	35.820	259.6	13:45:33.024
12	1:48.152	31.123	41.155	35.874	255.9	13:51:40.717	12	1:46.487	30.616	40.781	35.090	258.9	13:47:19.511
13	1:47.907	30.910	41.338	35.659	257.7	13:53:28.624	13	1:51.781 P	30.442	41.032	40.307	258.9	13:49:11.292
14	1:47.791	30.854	41.290	35.647	258.3	13:55:16.415	14	4:52.646	3:31.751	43.093	37.802	153.8	13:54:03.938
15	1:47.632	30.765	41.245	35.622	258.9	13:57:04.047	15	1:51.949	32.262	41.632	38.055	255.9	13:55:55.887
16	1:54.726 P	31.257	42.345	41.124	258.3	13:58:58.773	16	1:50.121	31.859	41.814	36.448	254.7	13:57:46.008
17	6:20.225	5:02.728	41.710	35.787	189.8	14:05:18.998	17	1:52.422	31.364	42.771	38.287	254.1	13:59:38.430
18	1:48.575	30.939	41.355	36.281	257.1	14:07:07.573	18	1:57.976 P	31.808	42.010	44.158	255.3	14:01:36.406
19	1:49.160	31.470	41.424	36.266	255.9	14:08:56.733	19	3:46.605	2:27.036	42.090	37.479	191.1	14:05:23.011
20	1:48.395	30.975	41.384	36.036	256.5	14:10:45.128	20	1:50.654	31.853	42.095	36.706	254.1	14:07:13.665
21	1:47.978	30.916	41.193	35.869	258.9	14:12:33.106	21	1:50.482	31.780	42.346	36.356	254.7	14:09:04.147
22	1:49.063	30.885	41.758	36.420	259.6	14:14:22.169	22	1:49.968	31.975	41.743	36.250	255.3	14:10:54.115
23	1:48.556	31.186	41.500	35.870	259.6	14:16:10.725	23	1:49.814	31.520	41.641	36.653	255.9	14:12:43.929
24	1:55.047 P	32.296	41.951	40.800	257.7	14:18:05.772	24	1:49.385	31.249	41.570	36.566	258.3	14:14:33.314
							25	1:48.692	31.120	41.670	35.902	257.7	14:16:22.006
							26	1:54.882 P	31.388	41.415	42.079	257.1	14:18:16.888





Circuit de Barcelona
International GT Open
Private test - 1
Lap Analysis



59

1 Miguel Ramos McLaren 720 S GT3
 PRO 2 Henrique Chaves Teo Martin Motorsport

72

1 Nick Moss McLaren 720 S GT3
 PROAM 2 Joe Osborne Optimum Motorsport

Lap	D	Time	Sector 1	Sector 2	Sector 3	T. Spd	Elapsed	Lap	D	Time	Sector 1	Sector 2	Sector 3	T. Spd	Elapsed
1		13:16:56.397 P	13:15:34.691	41.978	39.728	188.4	13:16:56.397	1		13:18:15.813	13:16:58.275	41.374	36.164	191.8	13:18:15.813
2		3:09.631	1:53.309	41.117	35.205	193.8	13:20:06.028	2		1:46.440	30.465	40.604	35.371	258.3	13:20:02.253
3		1:46.262	30.457	40.272	35.533	262.1	13:21:52.290	3		1:47.690	30.402	40.210	37.078	260.2	13:21:49.943
4		1:46.996	30.724	40.704	35.568	265.3	13:23:39.286	4		1:45.919	30.315	40.224	35.380	258.9	13:23:35.862
5		1:45.491	30.187	40.346	34.958	262.1	13:25:24.777	5		1:48.919 P	30.347	40.235	38.337	259.6	13:25:24.781
6		1:45.544	30.169	40.487	34.888	262.1	13:27:10.321	6		4:23.497	3:05.704	42.768	35.025	194.5	13:29:48.278
7		1:45.242	30.158	40.276	34.808	262.1	13:28:55.563	7		1:46.709	30.242	41.642	34.825	259.6	13:31:34.987
8		1:49.500 P	30.120	40.570	38.810	262.7	13:30:45.063	8		1:47.132	30.427	41.272	35.433	258.3	13:33:22.119
9		7:33.642	6:15.214	42.480	35.948	194.9	13:38:18.705	9		1:49.683 P	30.329	40.684	38.670	258.3	13:35:11.802
10		1:45.458	30.385	40.282	34.791	260.8	13:40:04.163	10		7:40.500	6:20.023	40.618	39.859	193.8	13:42:52.302
11		1:45.159	30.009	40.182	34.968	260.8	13:41:49.322	11		1:46.200	30.333	40.606	35.261	257.7	13:44:38.502
12		1:45.176	30.038	40.178	34.960	260.8	13:43:34.498	12		1:50.644 P	30.463	40.957	39.224	259.6	13:46:29.146
13		1:49.600 P	29.976	40.718	38.906	262.1	13:45:24.098	13		5:06.702	3:46.181	43.148	37.373	192.5	13:51:35.848
14		4:01.998	2:43.868	42.025	36.105	171.7	13:49:26.096	14		1:55.187	31.870	46.162	37.155	258.3	13:53:31.035
15		1:47.809	30.748	41.225	35.836	259.6	13:51:13.905	15		1:50.911	31.808	42.193	36.910	259.6	13:55:21.946
16		1:48.058	30.748	40.855	36.455	260.2	13:53:01.963	16		1:50.031	31.875	41.876	36.280	258.9	13:57:11.977
17		1:47.924	30.914	41.085	35.925	260.2	13:54:49.887	17		1:49.911	31.474	42.029	36.408	260.2	13:59:01.888
18		1:47.220	30.550	41.027	35.643	261.5	13:56:37.107	18		1:49.905	31.317	42.161	36.427	258.9	14:00:51.793
19		1:53.604 P	30.570	41.455	41.579	262.7	13:58:30.711	19		1:49.874	31.626	41.870	36.378	258.9	14:02:41.667
20		5:38.254	4:19.902	42.025	36.327	164.1	14:04:08.965	20		1:55.522 P	31.523	42.020	41.979	259.6	14:04:37.189
21		1:54.872 P	31.267	41.743	41.862	260.2	14:06:03.837	21		5:07.508	3:49.366	42.023	36.119	192.5	14:09:44.697
22		3:51.373	2:33.313	42.183	35.877	194.9	14:09:55.210	22		1:48.873	31.360	41.500	36.013	258.9	14:11:33.570
23		1:47.568	30.781	41.125	35.662	260.2	14:11:42.778	23		1:48.460	31.337	41.502	35.621	260.8	14:13:22.030
24		1:49.108	31.430	41.745	35.933	262.1	14:13:31.886	24		1:48.833	31.112	41.521	36.200	260.8	14:15:10.863
25		1:47.721	30.704	41.365	35.652	262.1	14:15:19.607	25		1:54.495 P	31.319	41.648	41.528	261.5	14:17:05.358
26		1:57.847 P	30.683	41.253	45.911	263.4	14:17:17.454								

61

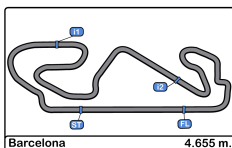
1 Mauro Ricci Mercedes AMG GT3 - 2020
 AM 2 Jerome Policand AKKA ASP

88

1 Patryk Krupinski Mercedes AMG GT3 - 2016
 PROAM 2 Christian Kliken JP Motorsport

Lap	D	Time	Sector 1	Sector 2	Sector 3	T. Spd	Elapsed	Lap	D	Time	Sector 1	Sector 2	Sector 3	T. Spd	Elapsed
1		13:19:54.577	13:18:29.778	46.642	38.157	139.5	13:19:54.577	1		13:23:19.047	13:22:01.361	41.901	35.785	183.9	13:23:19.047
2		1:55.230	33.762	42.994	38.474	252.3	13:21:49.807	2		1:51.520 P	30.816	40.701	40.003	257.7	13:25:10.567
3		1:54.702	32.689	43.229	38.784	233.2	13:23:44.509	3		3:21.322	2:05.672	40.490	35.160	193.8	13:28:31.889
4		1:49.974	31.617	41.831	36.526	255.3	13:25:34.483	4		1:45.840	30.197	40.543	35.100	259.6	13:30:17.729
5		1:50.125	31.326	42.188	36.611	256.5	13:27:24.608	5		1:45.381	30.056	40.269	35.056	260.8	13:32:03.110
6		1:51.196	32.162	42.107	36.927	225.0	13:29:15.804	6		1:51.166 P	30.127	40.191	40.848	260.2	13:33:54.276
7		1:49.836	31.330	42.188	36.318	258.3	13:31:05.640	7		3:58.842	2:43.049	40.539	35.254	184.3	13:37:53.118
8		1:58.414 P	31.863	42.058	44.493	256.5	13:33:04.054	8		1:45.653	30.188	40.332	35.133	259.6	13:39:38.771
9		6:27.610	5:04.389	45.435	37.786	165.8	13:39:31.664	9		1:45.463	30.154	40.239	35.070	259.6	13:41:24.234
10		1:49.829	31.555	41.841	36.433	253.5	13:41:21.493	10		1:53.213 P	30.525	41.629	41.059	260.2	13:43:17.447
11		1:48.190	30.985	41.016	36.189	254.7	13:43:09.683	11		3:22.819	2:06.802	40.821	35.196	193.8	13:46:40.266
12		2:31.475 P	30.856	1:13.900	46.719	257.1	13:45:41.158	12		1:45.653	30.183	40.552	34.918	260.8	13:48:25.919
13		4:00.714	2:42.313	42.016	36.385	188.8	13:49:41.872	13		1:45.473	30.059	40.243	35.171	260.8	13:50:11.392
14		1:49.300	31.303	41.364	36.633	255.3	13:51:31.172	14		1:50.999 P	30.060	40.966	39.973	259.6	13:52:02.391
15		1:59.557 P	30.978	41.496	47.083	256.5	13:53:30.729	15		3:10.320	1:54.718	40.395	35.207	194.2	13:55:12.711
16		14:41.064	13:22.256	42.232	36.576	179.4	14:08:11.793	16		1:45.402	30.132	40.226	35.044	260.2	13:56:58.113
17		1:49.095	31.194	41.628	36.273	254.1	14:10:00.888	17		1:52.434 P	30.085	42.122	40.227	260.8	13:58:50.547
18		1:48.806	31.027	41.669	36.110	257.1	14:11:49.694	18		5:08.938	3:49.629	42.328	36.981	194.5	14:03:59.485
19		1:48.256	31.018	41.357	35.881	257.7	14:13:37.950	19		1:49.940	31.378	41.848	36.714	257.7	14:05:49.425
20		1:50.781	30.884	41.705	38.192	258.9	14:15:28.731	20		1:49.493	31.150	41.821	36.522	258.3	14:07:38.918
21		2:00.305 P	31.940	41.633	46.732	257.1	14:17:29.036	21		1:48.747	30.919	41.684	36.144	258.3	14:09:27.665
22								22		1:47.832	30.689	41.157	35.986	259.6	14:11:15.497
23								23		1:48.448	30.844	41.447	36.157	260.8	14:13:03.945
24								24		1:49.049	30.650	41.579	36.820	260.8	14:14:52.994
25								25		1:47.941	30.708	41.216	36.017	260.2	14:16:40.935
26								26		1:58.042 P	31.643	41.836	44.563	230.7	14:18:38.977



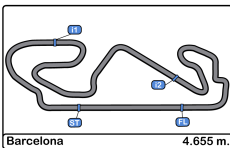


Circuito de Barcelona
International GT Open
Private test - 1
Best Sectors Results



Sector - 1				Sector - 2				Sector - 3				Ideal Lap vs Best Lap				
Clas	Nº	Driver	Time	Nº	Driver	Time	Nº	Driver	Time	Clas	Nº	Driver	Ideal Lap	Best Lap	Clas	
1	59	Ramos - Chaves	29.976	16	Hahn - Khodair	40.138	17	Prette - Abril	34.631	1	59	Ramos - Chaves	1:44.945	1:45.159	3	
2	26	Crestani - Mettler	29.997	26	Crestani - Mettler	40.154	16	Hahn - Khodair	34.765	2	17	Prette - Abril	1:44.961	1:45.102	1	
3	88	Krupinski - Klien	30.056	59	Ramos - Chaves	40.178	59	Ramos - Chaves	34.791	3	16	Hahn - Khodair	1:45.076	1:45.107	2	
4	34	Yoluc - Eastwood	30.117	88	Krupinski - Klien	40.191	72	Moss - Osborne	34.825	4	34	Yoluc - Eastwood	1:45.138	1:45.472	6	
5	7	Iribe - Millroy	30.127	34	Yoluc - Eastwood	40.191	34	Yoluc - Eastwood	34.830	5	88	Krupinski - Klien	1:45.165	1:45.381	5	
6	17	Prette - Abril	30.138	17	Prette - Abril	40.192	88	Krupinski - Klien	34.918	6	72	Moss - Osborne	1:45.277	1:45.919	7	
7	16	Hahn - Khodair	30.173	72	Moss - Osborne	40.210	48	Ortelli - Negro	35.088	7	26	Crestani - Mettler	1:45.286	1:45.377	4	
8	72	Moss - Osborne	30.242	7	Iribe - Millroy	40.435	26	Crestani - Mettler	35.135	8	7	Iribe - Millroy	1:45.723	1:46.397	8	
9	48	Ortelli - Negro	30.353	48	Ortelli - Negro	40.638	7	Iribe - Millroy	35.161	9	48	Ortelli - Negro	1:46.079	1:46.464	9	
10	33	Moller - Barr	30.765	61	Ricci - Policand	41.016	33	Moller - Barr	35.622	10	33	Moller - Barr	1:47.542	1:47.632	10	
11	61	Ricci - Policand	30.856	33	Moller - Barr	41.155	61	Ricci - Policand	35.881	11	61	Ricci - Policand	1:47.753	1:48.190	11	



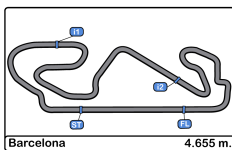


Circuito de Barcelona
International GT Open
Private test - 1
Best 5 Lap Times



Cl	Nº	Entrant/Team	Nat	Driver 1	Nat	Status	Driver 2	Nat	Status	Vehicle	Cat	Cl	Best 1		Best 2		Best 3		Best 4		Best 5	
													Time	Lap	Time	Lap	Time	Lap	Time	Lap	Time	Lap
1	17	AF Corse / APM Monaco	ITA	Louis Prette	MCO		Vincent Abril	MCO		Ferrari 488 GT3	PRO	1	1:45.102	12	1:45.265	11	1:45.332	19	1:45.586	18	1:45.741	23
2	16	Teo Martín Motorsport	ESP	Marcelo Hahn	BRA		Allam Khodair	BRA		McLaren 720 S GT3	PROAM	1	1:45.107	15	1:45.836	5	1:45.924	9	1:46.091	12	1:46.498	3
3	59	Teo Martín Motorsport	ESP	Miguel Ramos	PRT		Henrique Chaves	PRT		McLaren 720 S GT3	PRO	2	1:45.159	11	1:45.176	12	1:45.242	7	1:45.458	10	1:45.491	5
4	26	Team Lazarus	ITA	Fabrizio Crestani	ITA		Yannick Mettler	CHE		Bentley Continental GT3	PRO	3	1:45.377	17	1:45.597	16	1:45.779	15	1:46.406	21	1:46.875	24
5	88	JP Motorsport	POL	Patryk Krupinski	POL		Christian Klien	AUT		Mercedes AMG GT3 - 2016	PROAM	2	1:45.381	5	1:45.402	16	1:45.463	9	1:45.473	13	1:45.653	8
6	34	TF Sport	GBR	Salih Yoluc	TUR		Charlie Eastwood	IRL		Aston Martin Vantage GT3	PRO	4	1:45.472	7	1:45.545	2	1:45.560	24	1:45.729	4	1:46.025	19
7	72	Optimum Motorsport	GBR	Nick Moss	GBR		Joe Osborne	GBR		McLaren 720 S GT3	PROAM	3	1:45.919	4	1:46.200	11	1:46.440	2	1:46.709	7	1:47.132	8
8	7	Optimum Motorsport	GBR	Brendan Iribe	USA		Ollie Millroy	GBR		McLaren 720 S GT3	PROAM	4	1:46.397	15	1:46.483	12	1:46.501	19	1:46.525	16	1:46.912	23
9	48	AF Corse / APM Monaco	ITA	Stephane Ortelli	MCO		Angelo Negro	ITA		Ferrari 488 GT3	PROAM	5	1:46.464	7	1:46.487	12	1:47.015	6	1:47.090	3	1:47.258	11
10	33	RENO Racing	DNK	Jens Reno Moller	DNK		Reece Barr	IRL		Honda NSX GT3 Evo	PROAM	6	1:47.632	15	1:47.791	14	1:47.907	13	1:47.978	21	1:48.152	12
11	61	AKKA ASP	ITA	Mauro Ricci	ITA		Jerome Policand	FRA		Mercedes AMG GT3 - 2020	AM	1	1:48.190	11	1:48.256	19	1:48.806	18	1:49.095	17	1:49.300	14



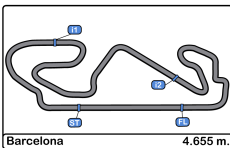


Circuito de Barcelona
International GT Open
Private test - 1
Best 5 Top Speeds



Cl	Nº	Entrant/Team	Nat	Driver 1	Nat	Driver 2	Nat	Vehicle	Cat	Cl	Top 1		Top 2		Top 3		Top 4		Top 5		Avg
											Km/h	Lap	Km/h	Lap	Km/h	Lap	Km/h	Lap	Km/h	Lap	
1	26	Team Lazarus	ITA	Fabrizio Crestani	ITA	Yannick Mettler	CHE	Bentley Continental GT3	PRO	1	269.3	24	269.3	26	267.9	17	267.9	25	267.3	3	268.3
2	59	Teo Martín Motorsport	ESP	Miguel Ramos	PRT	Henrique Chaves	PRT	McLaren 720 S GT3	PRO	2	265.3	4	263.4	26	262.7	8	262.7	19	262.1	3	263.2
3	16	Teo Martín Motorsport	ESP	Marcelo Hahn	BRA	Allam Khodair	BRA	McLaren 720 S GT3	PROAM	1	264.0	22	264.0	23	263.4	17	262.7	21	262.7	24	263.4
4	34	TF Sport	GBR	Salih Yoluc	TUR	Charlie Eastwood	IRL	Aston Martin Vantage GT3	PRO	3	262.1	5	260.8	4	260.8	25	260.2	2	260.2	3	260.8
5	7	Optimum Motorsport	GBR	Brendan Iribe	USA	Ollie Millroy	GBR	McLaren 720 S GT3	PROAM	2	261.5	5	261.5	26	261.5	28	260.8	7	260.8	25	261.2
6	72	Optimum Motorsport	GBR	Nick Moss	GBR	Joe Osborne	GBR	McLaren 720 S GT3	PROAM	3	261.5	25	260.8	23	260.8	24	260.2	3	260.2	17	260.7
7	88	JP Motorsport	POL	Patryk Krupinski	POL	Christian Klien	AUT	Mercedes AMG GT3 - 2016	PROAM	4	260.8	5	260.8	12	260.8	13	260.8	17	260.8	23	260.8
8	17	AF Corse / APM Monaco	ITA	Louis Prette	MCO	Vincent Abril	MCO	Ferrari 488 GT3	PRO	4	259.6	25	258.3	24	257.7	23	257.1	15	257.1	16	258.0
9	33	RENO Racing	DNK	Jens Reno Moller	DNK	Reece Barr	IRL	Honda NSX GT3 Evo	PROAM	5	259.6	22	259.6	23	258.9	15	258.9	21	258.3	14	259.1
10	48	AF Corse / APM Monaco	ITA	Stephane Ortelli	MCO	Angelo Negro	ITA	Ferrari 488 GT3	PROAM	6	259.6	4	259.6	6	259.6	7	259.6	8	259.6	11	259.6
11	61	AKKA ASP	FRA	Mauro Ricci	ITA	Jerome Policand	FRA	Mercedes AMG GT3 - 2020	AM	1	258.9	20	258.3	7	257.7	19	257.1	12	257.1	18	257.8



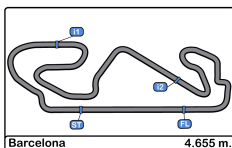


Circuito de Barcelona
International GT Open
Private test - 1
Fastest Laps Sequence



Lap	Time of Day	Session Time	Nº	Entrant/Team	Nat	Driver 1	Nat	Driver 2	Nat	Vehicle	Cat	Time	Km/h
2	13:18:50.980	3:50.980	34	TF Sport		Salih Yoluc		Charlie Eastwood		Aston Martin Vantage GT3	PRO	1:45.545	158.7
5	13:25:24.777	10:24.777	59	Teo Martín Motorsport		Miguel Ramos		Henrique Chaves		McLaren 720 S GT3	PRO	1:45.491	158.8
7	13:28:55.563	13:55.563	59	Teo Martín Motorsport		Miguel Ramos		Henrique Chaves		McLaren 720 S GT3	PRO	1:45.242	159.2
11	13:41:49.322	26:49.322	59	Teo Martín Motorsport		Miguel Ramos		Henrique Chaves		McLaren 720 S GT3	PRO	1:45.159	159.3
12	13:47:13.486	32:13.486	17	AF Corse / APM Monaco		Louis Prette		Vincent Abril		Ferrari 488 GT3	PRO	1:45.102	159.4



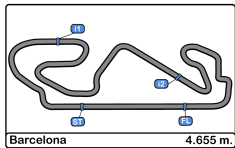


Circuito de Barcelona
International GT Open
Private test - 1
Event Best Maximum Speed



Nº	Entrant/Team	Nat	Driver 1	Nat	Driver 2	Nat	Vehicle	Cat	Km/h	Session
26	Team Lazarus	ITA	Fabrizio Crestani	ITA	Yannick Mettler	CHE	Bentley Continental GT3	PRO	269.3	Private test - 1
59	Teo Martín Motorsport	ESP	Miguel Ramos	PRT	Henrique Chaves	PRT	McLaren 720 S GT3	PRO	265.3	Private test - 1
16	Teo Martín Motorsport	ESP	Marcelo Hahn	BRA	Allam Khodair	BRA	McLaren 720 S GT3	PROAM	264.0	Private test - 1
34	TF Sport	GBR	Salih Yoluc	TUR	Charlie Eastwood	IRL	Aston Martin Vantage GT3	PRO	262.1	Private test - 1
7	Optimum Motorsport	GBR	Brendan Iribe	USA	Ollie Millroy	GBR	McLaren 720 S GT3	PROAM	261.5	Private test - 1
72	Optimum Motorsport	GBR	Nick Moss	GBR	Joe Osborne	GBR	McLaren 720 S GT3	PROAM	261.5	Private test - 1
88	JP Motorsport	POL	Patryk Krupinski	POL	Christian Klien	AUT	Mercedes AMG GT3 - 2016	PROAM	260.8	Private test - 1
48	AF Corse / APM Monaco	ITA	Stephane Ortelli	MCO	Angelo Negro	ITA	Ferrari 488 GT3	PROAM	259.6	Private test - 1
33	RENO Racing	DNK	Jens Reno Moller	DNK	Reece Barr	IRL	Honda NSX GT3 Evo	PROAM	259.6	Private test - 1
17	AF Corse / APM Monaco	ITA	Louis Prette	MCO	Vincent Abril	MCO	Ferrari 488 GT3	PRO	259.6	Private test - 1
61	AKKA ASP	FRA	Mauro Ricci	ITA	Jerome Policand	FRA	Mercedes AMG GT3 - 2020	AM	258.9	Private test - 1





Circuit de Barcelona
International GT Open
Private test - 1
Pit Stop Analysis



7 Brendan Iribe PROAM Optimum Motorsport
 Ollie Millroy McLaren 720 S GT3

Nr.	In Day Time	In Time	Out Time	Pit Time	T. Pit Time	Handicap	Penalty
1	13:34:40.279	13:34:40.279	13:38:52.450	4:12.171	4:12.171		
2	13:51:22.789	13:51:22.789	13:54:13.924	2:51.135	7:03.306		
3	13:59:38.227	13:59:38.227	14:03:15.179	3:36.952	10:40.258		

16 Marcelo Hahn PROAM Teo Martín Motorsport
 Allam Khodair McLaren 720 S GT3

Nr.	In Day Time	In Time	Out Time	Pit Time	T. Pit Time	Handicap	Penalty
1	13:29:49.590	13:29:49.590	13:32:20.254	2:30.664	2:30.664		
2	13:39:30.620	13:39:30.620	13:46:34.158	7:03.538	9:34.202		
3	13:52:04.148	13:52:04.148	13:54:48.469	2:44.321	12:18.523		
4	14:02:01.806	14:02:01.806	14:05:09.350	3:07.544	15:26.067		

17 Louis Prette PRO AF Corse / APM Monaco
 Vincent Abril Ferrari 488 GT3

Nr.	In Day Time	In Time	Out Time	Pit Time	T. Pit Time	Handicap	Penalty
1	13:28:08.389	13:28:08.389	13:32:12.539	4:04.150	4:04.150		
2	13:37:40.304	13:37:40.304	13:41:51.412	4:11.108	8:15.258		
3	13:49:04.012	13:49:04.012	13:51:47.636	2:43.624	10:58.882		
4	14:04:41.274	14:04:41.274	14:07:00.605	2:19.331	13:18.213		

26 Fabrizio Crestani PRO Team Lazarus
 Yannick Mettler Bentley Continental GT3

Nr.	In Day Time	In Time	Out Time	Pit Time	T. Pit Time	Handicap	Penalty
1	13:27:10.128	13:27:10.128	13:31:50.949	4:40.821	4:40.821		
2	13:44:36.910	13:44:36.910	13:50:11.693	5:34.783	10:15.604		
3	13:59:08.051	13:59:08.051	14:01:48.113	2:40.062	12:55.666		

33 Jens Reno Moller PROAM RENO Racing
 Reece Barr Honda NSX GT3 Evo

Nr.	In Day Time	In Time	Out Time	Pit Time	T. Pit Time	Handicap	Penalty
1	13:18:41.671	13:18:41.671	13:26:20.159	7:38.488	7:38.488		
2	13:33:45.847	13:33:45.847	13:35:39.572	1:53.725	9:32.213		
3	13:37:35.568	13:37:35.568	13:39:00.627	1:25.059	10:57.272		
4	13:46:20.573	13:46:20.573	13:48:01.326	1:40.753	12:38.025		
5	13:58:56.204	13:58:56.204	14:03:29.637	4:33.433	17:11.458		

34 Salih Yoluc PRO TF Sport
 Charlie Eastwood Aston Martin Vantage GT3

Nr.	In Day Time	In Time	Out Time	Pit Time	T. Pit Time	Handicap	Penalty
1	13:24:13.831	13:24:13.831	13:28:07.447	3:53.616	3:53.616		
2	13:35:24.345	13:35:24.345	13:39:13.230	3:48.885	7:42.501		
3	13:53:49.028	13:53:49.028	13:54:52.638	1:03.610	8:46.111		
4	14:03:56.801	14:03:56.801	14:05:52.519	1:55.718	10:41.829		

48 Stephane Ortelli PROAM AF Corse / APM Monaco
 Angelo Negro Ferrari 488 GT3

Nr.	In Day Time	In Time	Out Time	Pit Time	T. Pit Time	Handicap	Penalty
1	13:25:40.247	13:25:40.247	13:29:22.478	3:42.231	3:42.231		
2	13:38:35.500	13:38:35.500	13:41:59.067	3:23.567	7:05.798		
3	13:49:08.804	13:49:08.804	13:52:03.566	2:54.762	10:00.560		
4	14:01:33.889	14:01:33.889	14:03:32.189	1:58.300	11:58.860		

59 Miguel Ramos PRO Teo Martín Motorsport
 Henrique Chaves McLaren 720 S GT3

Nr.	In Day Time	In Time	Out Time	Pit Time	T. Pit Time	Handicap	Penalty
1	13:16:53.995	13:16:53.995	13:18:19.643	1:25.648	1:25.648		
2	13:30:42.604	13:30:42.604	13:36:30.033	5:47.429	7:13.077		
3	13:45:21.629	13:45:21.629	13:47:36.665	2:15.036	9:28.113		
4	13:58:28.211	13:58:28.211	14:02:17.914	3:49.703	13:17.816		
5	14:06:01.403	14:06:01.403	14:08:06.394	2:04.991	15:22.807		

61 Mauro Ricci AM AKKA ASP
 Jerome Policand Mercedes AMG GT3 - 2020

Nr.	In Day Time	In Time	Out Time	Pit Time	T. Pit Time	Handicap	Penalty
1	13:33:01.040	13:33:01.040	13:37:32.454	4:31.414	4:31.414		
2	13:45:38.277	13:45:38.277	13:47:51.399	2:13.122	6:44.536		
3	13:53:28.182	13:53:28.182	14:06:20.379	12:52.197	19:36.733		

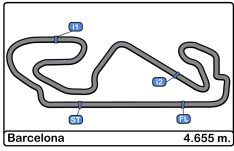
72 Nick Moss PROAM Optimum Motorsport
 Joe Osborne McLaren 720 S GT3

Nr.	In Day Time	In Time	Out Time	Pit Time	T. Pit Time	Handicap	Penalty
1	13:25:22.202	13:25:22.202	13:27:59.167	2:36.965	2:36.965		
2	13:35:09.410	13:35:09.410	13:41:01.879	5:52.469	8:29.434		
3	13:46:26.664	13:46:26.664	13:49:41.457	3:14.793	11:44.227		
4	14:04:34.781	14:04:34.781	14:07:53.681	3:18.900	15:03.127		

88 Patryk Krupinski PROAM JP Motorsport
 Christian Klien Mercedes AMG GT3 - 2016

Nr.	In Day Time	In Time	Out Time	Pit Time	T. Pit Time	Handicap	Penalty
1	13:25:08.127	13:25:08.127	13:26:46.214	1:38.087	1:38.087		
2	13:33:51.677	13:33:51.677	13:36:06.092	2:14.415	3:52.502		
3	13:43:15.021	13:43:15.021	13:44:54.213	1:39.192	5:31.694		
4	13:51:59.952	13:51:59.952	13:53:27.584	1:27.632	6:59.326		
5	13:58:48.071	13:58:48.071	14:02:09.055	3:20.984	10:20.310		

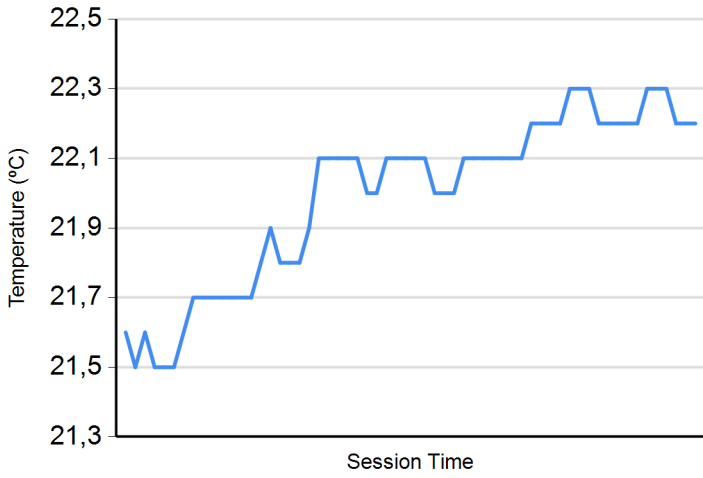




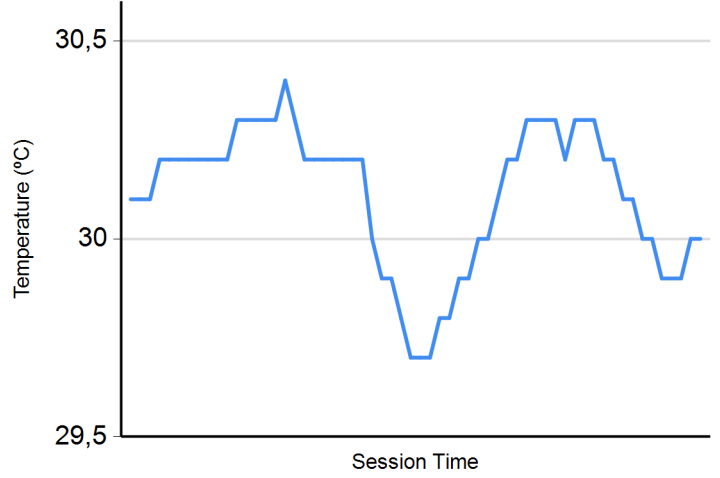
Circuit de Barcelona
International GT Open
Private test - 1
Weather Report



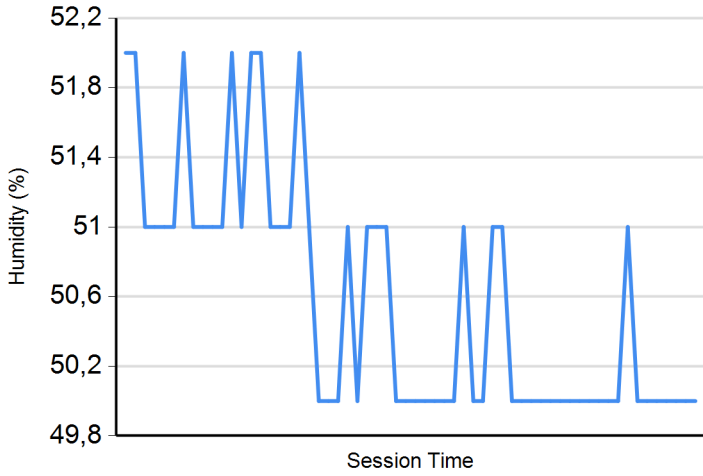
Air Temperature



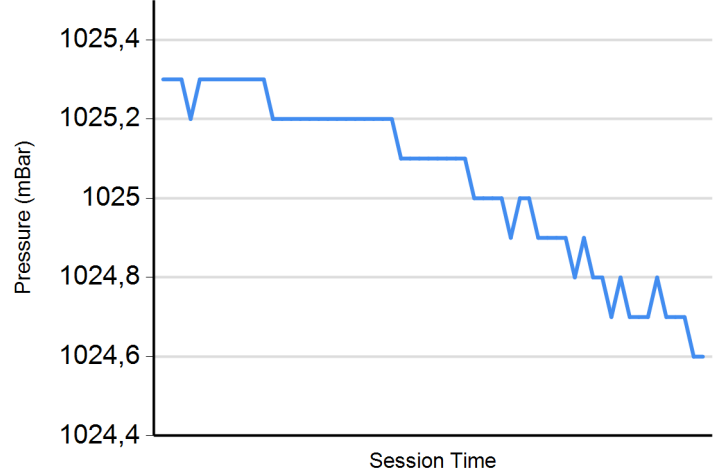
Track Temperature



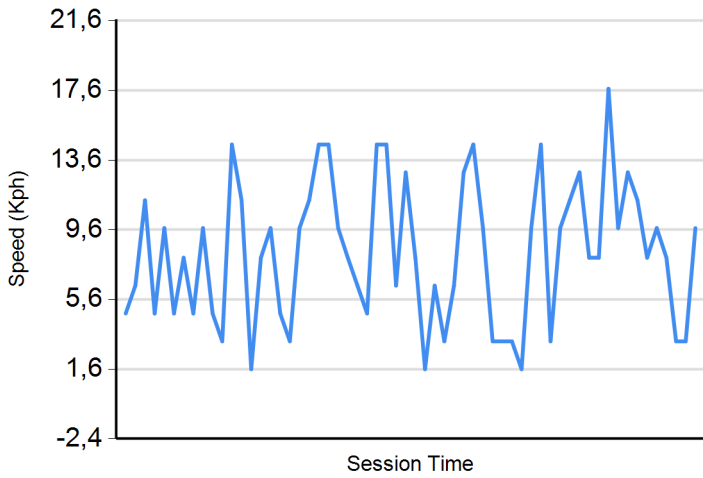
Humidity



Pressure



Wind Speed



Wind direction

North = 0°/360° Est = 90° South = 180° West = 270°

