


**Circuito de Barcelona**  
**International GT Open**  
**Private test - 2**  
**Provisional Results**



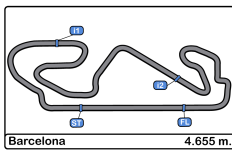
Cls	Nº	Entrant/Team	Nat	Driver 1	Nat	Driver 2	Nat	Vehicle	Cat	Cls	Laps	Best	Time	Gap	Interval	Km/h
1	17	AF Corse / APM Monaco	ITA	Louis Prette	ITA	Vincent Abril	ITA	Ferrari 488 GT3	PRO	1	27	11	1:43.952			161.2
2	59	Teo Martín Motorsport	ESP	Miguel Ramos	ESP	Henrique Chaves	ESP	McLaren 720 S GT3	PRO	2	25	13	1:43.985	0.033	0.033	161.1
3	88	JP Motorsport	POL	Patryk Krupinski	POL	Christian Klien	AUT	Mercedes AMG GT3 - 2016	PROAM	1	22	8	1:44.068	0.116	0.083	161.0
4	34	TF Sport	GBR	Salih Yoluc	TUR	Charlie Eastwood	GBR	Aston Martin Vantage GT3	PRO	3	26	24	1:44.275	0.323	0.207	160.7
5	72	Optimum Motorsport	GBR	Nick Moss	USA	Joe Osborne	GBR	McLaren 720 S GT3	PROAM	2	30	13	1:44.504	0.552	0.229	160.3
6	7	Optimum Motorsport	GBR	Brendan Iribe	USA	Ollie Millroy	GBR	McLaren 720 S GT3	PROAM	3	24	14	1:44.935	0.983	0.431	159.6
7	16	Teo Martín Motorsport	ESP	Marcelo Hahn	BRA	Allam Khodair	BRA	McLaren 720 S GT3	PROAM	4	7	6	1:45.088	1.136	0.153	159.4
8	48	AF Corse / APM Monaco	ITA	Stephane Ortelli	ITA	Angelo Negro	ITA	Ferrari 488 GT3	PROAM	5	24	23	1:45.206	1.254	0.118	159.2
9	26	Team Lazarus	ITA	Fabrizio Crestani	ITA	Yannick Mettler	DEU	Bentley Continental GT3	PRO	4	13	4	1:46.347	2.395	1.141	157.5
10	61	AKKA ASP	FRA	Mauro Ricci	ITA	Jerome Policand	FRA	Mercedes AMG GT3 - 2020	AM	1	22	21	1:46.818	2.866	0.471	156.8
11	33	RENO Racing	DNK	Jens Reno Moller	DNK	Reece Barr	IRL	Honda NSX GT3 Evo	PROAM	6	4	2	1:48.741	4.789	1.923	154.1
12	4	Boutsen Ginion	BEL	Claude-Yves Gosselin	FRA	Marc Rostan	FRA	Lamborghini Huracan GT3 EVO	AM	2	4	3	1:58.293	14.341	9.552	141.6

Published at:.....

Track Temp: 27.6 °C    Air Temp: 21.2 °C    Humidity: 65 %    Track Status: DRY

Stewards:	Race Director:	Timekeeper: 
-----------	----------------	---






**Circuito de Barcelona**  
**International GT Open**  
**Private test - 2**  
**Provisional Results by Class**



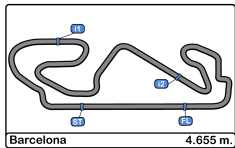
Cls	Nº	Entrant/Team	Nat	Driver 1	Nat	Driver 2	Nat	Vehicle	Cat	Cls	Laps	Best	Time	Gap	Interval	Km/h
<b>PRO</b>																
1	17	AF Corse / APM Monaco	ITA	Louis Prette	MCO	Vincent Abril	MCO	Ferrari 488 GT3	PRO	1	27	11	1:43.952			161.2
2	59	Teo Martín Motorsport	ESP	Miguel Ramos	PRT	Henrique Chaves	PRT	McLaren 720 S GT3	PRO	2	25	13	1:43.985	0.033	0.033	161.1
3	34	TF Sport	GBR	Salih Yoluc	TUR	Charlie Eastwood	IRL	Aston Martin Vantage GT3	PRO	3	26	24	1:44.275	0.323	0.290	160.7
4	26	Team Lazarus	ITA	Fabrizio Crestani	ITA	Yannick Mettler	CHE	Bentley Continental GT3	PRO	4	13	4	1:46.347	2.395	2.072	157.5
<b>PROAM</b>																
1	88	JP Motorsport	POL	Patryk Krupinski	POL	Christian Klien	AUT	Mercedes AMG GT3 - 2016	PROAM	1	22	8	1:44.068			161.0
2	72	Optimum Motorsport	GBR	Nick Moss	GBR	Joe Osborne	GBR	McLaren 720 S GT3	PROAM	2	30	13	1:44.504	0.436	0.436	160.3
3	7	Optimum Motorsport	GBR	Brendan Iribe	USA	Ollie Millroy	GBR	McLaren 720 S GT3	PROAM	3	24	14	1:44.935	0.867	0.431	159.6
4	16	Teo Martín Motorsport	ESP	Marcelo Hahn	BRA	Allam Khodair	BRA	McLaren 720 S GT3	PROAM	4	7	6	1:45.088	1.020	0.153	159.4
5	48	AF Corse / APM Monaco	ITA	Stephane Ortelli	MCO	Angelo Negro	ITA	Ferrari 488 GT3	PROAM	5	24	23	1:45.206	1.138	0.118	159.2
6	33	RENO Racing	DNK	Jens Reno Moller	DNK	Reece Barr	IRL	Honda NSX GT3 Evo	PROAM	6	4	2	1:48.741	4.673	3.535	154.1
<b>AM</b>																
1	61	AKKA ASP	FRA	Mauro Ricci	ITA	Jerome Policand	FRA	Mercedes AMG GT3 - 2020	AM	1	22	21	1:46.818			156.8
2	4	Boutsen Ginion	BEL	Claude-Yves Gosselin	FRA	Marc Rostan	FRA	Lamborghini Huracan GT3 EVO	AM	2	4	3	1:58.293	11.475	11.475	141.6

Published at:.....

Track Temp: 27.6 °C    Air Temp: 21.2 °C    Humidity: 65 %    Track Status: DRY

<b>Stewards:</b>	<b>Race Director:</b>	<b>Timekeeper:</b> 
------------------	-----------------------	--





Circuit de Barcelona  
International GT Open  
Private test - 2  
Lap Analysis



**4** 1 Claude-Yves Gosselin Lamborghini Huracan GT3 EVO  
AM 2 Marc Rostan Boutsen Ginion

Lap D	Time	Sector 1	Sector 2	Sector 3	T. Spd	Elapsed
1	15:15:28.463 P	15:13:20.771	1:11.176	56.516	183.6	15:15:28.463
2	4:30.230	3:07.691	44.409	38.130	179.1	15:19:58.693
3	1:58.293	35.303	44.945	38.045	247.1	15:21:56.986
4	2:01.505 P	33.098	44.531	43.876	251.7	15:23:58.491

**17** 1 Louis Prette Ferrari 488 GT3  
PRO 2 Vincent Abril AF Corse / APM Monaco

Lap D	Time	Sector 1	Sector 2	Sector 3	T. Spd	Elapsed
1	15:09:11.181	15:07:53.244	42.028	35.909	187.5	15:09:11.181
2	1:46.335	30.445	40.748	35.142	254.7	15:10:57.516
3	1:46.316	30.554	40.784	34.978	258.3	15:12:43.832
4	2:41.794 P	32.486	1:14.416	54.892	257.7	15:15:25.626

**7** 1 Brendan Iribe McLaren 720 S GT3  
PROAM 2 Ollie Millroy Optimum Motorsport

Lap D	Time	Sector 1	Sector 2	Sector 3	T. Spd	Elapsed
1	15:07:30.079	15:06:13.243	40.896	35.940	191.1	15:07:30.079
2	1:47.081	30.600	40.711	35.770	256.5	15:09:17.160
3	1:47.091	30.696	40.919	35.476	260.8	15:11:04.251
4	1:46.631	30.451	40.837	35.343	261.5	15:12:50.882
5	2:40.239 P	30.615	1:11.881	57.743	262.1	15:15:31.121
6	4:51.453	3:34.761	41.099	35.593	195.2	15:20:22.574
7	1:46.780	30.509	41.009	35.262	260.8	15:22:09.354
8	1:46.581	30.425	40.892	35.264	260.2	15:23:55.935
9	1:46.358	30.350	40.908	35.100	260.8	15:25:42.293
10	1:51.171 P	30.615	40.786	39.770	260.2	15:27:33.464
11	5:42.029	4:26.933	40.143	34.953	193.2	15:33:15.493
12	1:50.134 P	30.242	40.009	39.883	260.8	15:35:05.627
13	5:42.750	4:27.554	40.378	34.818	194.9	15:40:48.377
14	1:44.935	30.120	40.198	34.617	262.1	15:42:33.312
15	1:45.598	30.085	40.221	35.292	261.5	15:44:18.910
16	1:49.845 P	30.638	40.611	38.596	262.1	15:46:08.755
17	5:10.100	3:53.327	41.425	35.348	191.8	15:51:18.855
18	1:47.780	30.756	40.804	36.220	261.5	15:53:06.635
19	1:46.680	30.752	40.694	35.234	261.5	15:54:53.315
20	1:46.954	30.659	40.722	35.573	261.5	15:56:40.269
21	1:47.269	30.652	40.968	35.649	260.8	15:58:27.538
22	1:47.420	30.596	41.344	35.480	259.6	16:00:14.958
23	1:47.758	30.729	41.332	35.697	259.6	16:02:02.716
24	1:52.329 P	31.076	41.148	40.105	259.6	16:03:55.045

**5** 3:46.172 2:28.843 41.547 35.782 191.8 15:19:11.798  
**6** 1:46.207 30.448 40.666 35.093 258.9 15:20:58.005  
**7** 1:45.722 30.248 40.436 35.038 257.7 15:22:43.727  
**8** 1:50.385 P 30.328 40.928 39.129 258.3 15:24:34.112  
**9** 4:51.887 3:33.775 42.910 35.202 161.1 15:29:25.999  
**10** 1:44.197 30.025 39.948 34.224 259.6 15:31:10.196  
**11** 1:43.952 29.829 39.769 34.354 258.9 15:32:54.148  
**12** 1:56.541 P 30.101 42.558 43.882 258.9 15:34:50.689  
**13** 5:48.583 4:32.125 41.197 35.261 185.2 15:40:39.272  
**14** 1:45.994 30.700 40.437 34.857 257.7 15:42:25.266  
**15** 1:45.760 30.554 40.416 34.790 257.7 15:44:11.026  
**16** 1:45.747 30.451 40.448 34.848 258.3 15:45:56.773  
**17** 1:45.767 30.433 40.506 34.828 257.1 15:47:42.540  
**18** 1:45.997 30.480 40.562 34.955 258.9 15:49:28.537  
**19** 1:47.391 31.343 40.856 35.192 248.8 15:51:15.928  
**20** 1:45.740 30.477 40.477 34.786 258.9 15:53:01.668  
**21** 1:46.013 30.414 40.498 35.101 258.9 15:54:47.681  
**22** 1:51.624 P 30.652 40.820 40.152 258.3 15:56:39.305  
**23** 5:33.410 4:15.244 41.821 36.345 193.5 16:02:12.715  
**24** 1:46.344 30.572 40.710 35.062 260.2 16:03:59.059  
**25** 1:46.319 30.370 40.542 35.407 260.8 16:05:45.378  
**26** 1:47.490 30.446 40.762 36.282 260.8 16:07:32.868  
**27** 1:59.121 P 34.973 43.213 40.935 217.7 16:09:31.989

**16** 1 Marcelo Hahn McLaren 720 S GT3  
PROAM 2 Allam Khodair Teo Martin Motorsport

Lap D	Time	Sector 1	Sector 2	Sector 3	T. Spd	Elapsed
1	15:15:56.596 P	15:13:02.748	1:53.902	59.946	182.1	15:15:56.596
2	27:47.285	26:26.015	43.924	37.346	176.1	15:43:43.881
3	2:05.744 P	39.625	44.375	41.744	260.2	15:45:49.625
4	16:59.128	15:41.640	41.981	35.507	192.8	16:02:48.753
5	1:45.416	30.261	40.246	34.909	263.4	16:04:34.169
6	1:45.088	30.108	40.262	34.718	264.7	16:06:19.257
7	1:49.570 P	30.006	40.128	39.436	265.3	16:08:08.827

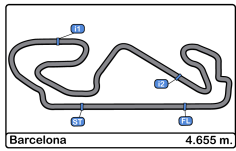
**26** 1 Fabrizio Crestani Bentley Continental GT3  
PRO 2 Yannick Mettler Team Lazarus

Lap D	Time	Sector 1	Sector 2	Sector 3	T. Spd	Elapsed
1	15:27:11.510	15:25:54.568	41.388	35.554	190.8	15:27:11.510
2	1:47.249	30.454	41.144	35.651	264.0	15:28:58.759
3	1:46.426	30.377	40.628	35.421	265.3	15:30:45.185
4	1:46.347	30.214	40.633	35.500	266.0	15:32:31.532
5	1:52.907 P	31.290	41.939	39.678	245.4	15:34:24.439
6	21:29.069	20:09.935	42.293	36.841	185.2	15:55:53.508
7	1:47.995	30.963	41.211	35.821	264.7	15:57:41.503
8	1:47.191	30.482	40.998	35.711	267.3	15:59:28.694
9	1:47.579	30.928	40.885	35.766	266.6	16:01:16.273
10	1:47.737	30.961	41.072	35.704	267.3	16:03:04.010
11	1:46.981	30.512	40.755	35.714	267.9	16:04:50.991
12	1:47.735	30.525	41.032	36.178	267.9	16:06:38.726
13	1:54.100 P	30.446	41.892	41.762	268.6	16:08:32.826

**33** 1 Jens Reno Moller Honda NSX GT3 Evo  
PROAM 2 Reece Barr RENO Racing

Lap D	Time	Sector 1	Sector 2	Sector 3	T. Spd	Elapsed
1	15:08:34.962	15:07:16.548	41.939	36.475	156.5	15:08:34.962
2	1:48.741	31.132	41.636	35.973	256.5	15:10:23.703
3	1:49.842	31.844	41.882	36.116	258.3	15:12:13.545
4	2:06.393 P	34.461	43.217	48.715	258.3	15:14:19.938





**Circuito de Barcelona**  
**International GT Open**  
**Private test - 2**  
**Lap Analysis**



34							59								
1 Salih Yoluc			Aston Martin Vantage GT3				1 Miguel Ramos			McLaren 720 S GT3					
PRO			TF Sport				PRO			Teo Martín Motorsport					
2 Charlie Eastwood							2 Henrique Chaves								
Lap	D	Time	Sector 1	Sector 2	Sector 3	T. Spd	Elapsed	Lap	D	Time	Sector 1	Sector 2	Sector 3	T. Spd	Elapsed
1		15:08:51.280	15:07:33.468	42.018	35.794	175.8	15:08:51.280	1		15:11:38.826	15:10:20.650	41.948	36.228	190.1	15:11:38.826
2		1:45.642	30.328	40.334	34.980	258.3	15:10:36.922	2		1:47.873	30.836	41.476	35.561	260.2	15:13:26.699
3		1:45.069	30.094	40.138	34.837	261.5	15:12:21.991	3		2:46.048 P	31.219	1:08.788	1:06.041	260.8	15:16:12.747
4		1:59.220 P	30.431	43.883	44.906	261.5	15:14:21.211	4		2:08.792	50.440	41.579	36.773	195.2	15:18:21.539
5		4:41.560	3:23.420	42.088	36.052	193.2	15:19:02.771	5		1:47.491	30.613	41.209	35.669	261.5	15:20:09.030
6		1:46.523	30.500	40.792	35.231	260.2	15:20:49.294	6		2:04.732 P	31.010	44.002	49.720	260.2	15:22:13.762
7		1:45.827	30.213	40.587	35.027	260.2	15:22:35.121	7		6:59.751	5:43.749	40.762	35.240	193.5	15:29:13.513
8		1:45.400	30.125	40.251	35.024	260.8	15:24:20.521	8		1:45.741	30.390	40.472	34.879	260.2	15:30:59.254
9		1:49.490 P	30.112	40.623	38.755	260.8	15:26:10.011	9		1:45.813	30.382	40.418	35.013	259.6	15:32:45.067
10		3:59.036	2:40.585	42.041	36.410	185.2	15:30:09.047	10		1:45.401	30.270	40.313	34.818	260.8	15:34:30.468
11		1:47.740	30.875	40.952	35.913	258.9	15:31:56.787	11		1:52.624 P	31.275	41.942	39.407	241.0	15:36:23.092
12		1:46.887	30.634	40.785	35.468	259.6	15:33:43.674	12		5:18.680	4:02.668	40.825	35.187	195.2	15:41:41.772
13		2:03.262 P	30.907	43.318	49.037	260.2	15:35:46.936	13		1:43.985	29.835	39.762	34.388	260.8	15:43:25.757
14		5:18.399	3:55.733	42.346	40.320	193.5	15:41:05.335	14		1:44.457	29.879	39.866	34.712	260.8	15:45:10.214
15		1:51.908	30.763	41.164	39.981	259.6	15:42:57.243	15		1:49.579 P	29.971	40.448	39.160	262.7	15:46:59.793
16		1:48.779	30.757	42.134	35.888	260.8	15:44:46.022	16		4:03.995	2:46.139	42.197	35.659	191.8	15:51:03.788
17		1:53.476 P	30.673	41.097	41.706	261.5	15:46:39.498	17		1:47.533	30.764	41.337	35.432	260.8	15:52:51.321
18		3:48.127	2:30.222	41.360	36.545	193.5	15:50:27.625	18		1:47.169	30.724	41.107	35.338	260.8	15:54:38.490
19		1:45.125	30.242	40.237	34.646	259.6	15:52:12.750	19		1:50.578	32.249	41.130	37.199	262.7	15:56:29.068
20		1:47.407	30.047	40.511	36.849	260.8	15:54:00.157	20		1:46.701	30.487	40.866	35.348	262.7	15:58:15.769
21		2:01.787 P	34.591	42.675	44.521	260.8	15:56:01.944	21		1:46.659	30.338	41.000	35.321	262.7	16:00:02.428
22		3:46.248	2:27.422	42.647	36.179	174.7	15:59:48.192	22		1:46.641	30.437	40.857	35.347	262.7	16:01:49.069
23		1:44.990	30.170	40.261	34.559	260.2	16:01:33.182	23		1:46.754	30.587	40.653	35.514	263.4	16:03:35.823
24		1:44.275	29.842	39.939	34.494	262.1	16:03:17.457	24		1:47.714	31.067	40.941	35.706	264.0	16:05:23.537
25		1:51.240	29.940	44.347	36.953	262.1	16:05:08.697	25		1:56.335 P	30.511	41.151	44.673	263.4	16:07:19.872
26		1:47.791 P	29.957	40.055	37.779	261.5	16:06:56.488								

48							61								
1 Stephane Ortelli			Ferrari 488 GT3				1 Mauro Ricci			Mercedes AMG GT3 - 2020					
PROAM			AF Corse / APM Monaco				AM			2 Jerome Policand					
2 Angelo Negro										AKKA ASP					
Lap	D	Time	Sector 1	Sector 2	Sector 3	T. Spd	Elapsed	Lap	D	Time	Sector 1	Sector 2	Sector 3	T. Spd	Elapsed
1		15:09:13.046	15:07:45.200	47.105	40.741	163.6	15:09:13.046	1		15:09:27.180	15:08:07.164	42.955	37.061	124.7	15:09:27.180
2		1:55.702	34.385	43.943	37.374	225.0	15:11:08.748	2		1:52.512	31.385	43.143	37.984	254.1	15:11:19.692
3		1:57.114 P	32.275	42.270	42.569	254.1	15:13:05.862	3		1:50.071	31.276	42.044	36.751	257.1	15:13:09.763
4		5:29.349	4:09.723	42.669	36.957	189.8	15:18:35.211	4		2:51.023 P	39.511	1:11.210	1:00.302	257.1	15:16:00.786
5		1:51.061	32.311	42.378	36.372	254.1	15:20:26.272	5		2:13.784	51.819	43.971	37.994	189.1	15:18:14.570
6		1:50.444	32.019	41.909	36.516	254.1	15:22:16.716	6		1:50.465	31.363	42.293	36.809	257.7	15:20:05.035
7		1:49.642	31.328	41.758	36.556	255.3	15:24:06.358	7		1:51.078	31.470	42.393	37.215	258.3	15:21:56.113
8		1:49.147	31.132	41.902	36.113	255.9	15:25:55.505	8		1:49.359	31.262	41.873	36.224	257.1	15:23:45.472
9		1:50.245	31.149	41.834	37.262	255.9	15:27:45.750	9		2:01.704 P	30.916	41.486	49.302	257.7	15:25:47.176
10		1:51.159 P	31.384	41.946	37.829	254.7	15:29:36.909	10		4:51.096 P	3:13.934	47.662	49.500	186.2	15:30:38.272
11		9:03.149 P	3:56.522	4:22.387	44.240	191.8	15:38:40.058	11		5:13.979 P	3:36.966	46.678	50.335	160.4	15:35:52.251
12		4:11.859	2:54.547	41.758	35.554	192.5	15:42:51.917	12		11:46.564	10:27.527	42.518	36.519	179.7	15:47:38.815
13		1:47.486	30.780	41.016	35.690	256.5	15:44:39.403	13		1:48.919	31.300	41.588	36.031	255.9	15:49:27.734
14		1:49.728	31.116	42.163	36.449	257.1	15:46:29.131	14		1:47.757	31.185	40.983	35.589	256.5	15:51:15.491
15		1:48.140	30.926	41.488	35.726	257.1	15:48:17.271	15		1:52.853	31.877	41.647	39.329	215.5	15:53:08.344
16		1:48.955	30.970	42.245	35.740	257.7	15:50:06.226	16		1:47.603	31.035	40.920	35.648	259.6	15:54:55.947
17		1:50.013	31.302	41.456	37.255	257.7	15:51:56.239	17		1:47.423	30.564	41.018	35.841	259.6	15:56:43.370
18		1:48.789	31.029	41.390	36.370	256.5	15:53:45.028	18		1:47.992	30.784	41.259	35.949	258.9	15:58:31.362
19		2:32.911 P	31.133	41.517	1:20.261	257.1	15:56:17.939	19		1:57.999 P	30.723	41.158	46.118	258.9	16:00:29.361
20		4:29.027	3:12.108	41.050	35.869	192.8	16:00:46.966	20		4:08.221	2:47.765	44.174	36.282	193.8	16:04:37.582
21		1:45.855	30.462	40.521	34.872	259.6	16:02:32.821	21		1:46.818	30.844	40.580	35.394	257.7	16:06:24.400
22		1:45.323	30.186	40.318	34.819	260.2	16:04:18.144	22		2:04.736 P	35.124	45.589	44.023	218.6	16:08:29.136
23		1:45.206	30.124	40.251	34.831	260.8	16:06:03.350								
24		1:55.275 P	30.079	43.974	41.222	260.8	16:07:58.625								





**Circuit de Barcelona**  
**International GT Open**  
**Private test - 2**  
**Lap Analysis**



**72**

1 Nick Moss

McLaren 720 S GT3

**88**

1 Patryk Krupinski

Mercedes AMG GT3 - 2016

PROAM

2 Joe Osborne

Optimum Motorsport

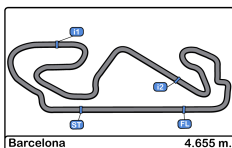
PROAM

2 Christian Klien

JP Motorsport

Lap	D	Time	Sector 1	Sector 2	Sector 3	T. Spd	Elapsed	Lap	D	Time	Sector 1	Sector 2	Sector 3	T. Spd	Elapsed
1		15:07:43.656	15:06:23.776	43.994	35.886	191.1	15:07:43.656	1		15:18:12.019	15:16:54.624	41.591	35.804	192.5	15:18:12.019
2		1:48.188	30.936	41.366	35.886	258.3	15:09:31.844	2		1:47.687	30.541	41.035	36.111	258.3	15:19:59.706
3		1:48.672	30.998	41.584	36.090	260.2	15:11:20.516	3		1:49.049	32.090	41.136	35.823	259.6	15:21:48.755
4		1:59.237	31.098	41.801	46.338	261.5	15:13:19.753	4		1:45.873	30.296	40.472	35.105	258.3	15:23:34.628
5		2:43.791 P	34.062	1:09.133	1:00.596	260.2	15:16:03.544	5		1:50.818 P	30.279	41.046	39.493	258.9	15:25:25.446
6		3:15.589	1:57.679	41.520	36.390	193.8	15:19:19.133	6		4:28.851	3:12.470	41.525	34.856	194.2	15:29:54.297
7		1:47.020	30.672	40.764	35.584	260.2	15:21:06.153	7		1:44.245	30.135	39.835	34.275	258.9	15:31:38.542
8		1:45.696	30.247	40.451	34.998	260.2	15:22:51.849	8		1:44.068	30.019	39.688	34.361	258.9	15:33:22.610
9		1:45.390	30.206	40.377	34.807	260.2	15:24:37.239	9		1:53.236 P	30.052	40.411	42.773	259.6	15:35:15.846
10		1:49.711 P	30.304	40.555	38.852	260.2	15:26:26.950	10		5:40.354	4:23.401	41.294	35.659	194.5	15:40:56.200
11		4:39.971	3:17.187	47.960	34.824	193.8	15:31:06.921	11		1:52.182	30.612	41.586	39.984	257.7	15:42:48.382
12		1:52.796	31.329	46.529	34.938	260.2	15:32:59.717	12		1:47.864	30.612	41.182	36.070	257.7	15:44:36.246
13		1:44.504	30.061	39.784	34.659	260.8	15:34:44.221	13		1:47.204	30.792	40.817	35.595	260.2	15:46:23.450
14		1:56.898 P	31.978	46.313	38.607	211.3	15:36:41.119	14		1:46.589	30.590	40.686	35.313	260.2	15:48:10.039
15		4:13.960	2:56.493	41.731	35.736	192.8	15:40:55.079	15		1:46.711	30.635	40.708	35.368	260.8	15:49:56.750
16		1:48.984	31.410	41.316	36.258	260.8	15:42:44.063	16		1:46.604	30.369	40.720	35.515	260.8	15:51:43.354
17		1:48.432	31.143	41.257	36.032	258.9	15:44:32.495	17		1:53.914 P	30.608	40.632	42.674	258.9	15:53:37.268
18		1:47.401	31.164	40.990	35.247	259.6	15:46:19.896	18		3:26.889	2:10.431	41.002	35.456	194.9	15:57:04.157
19		1:47.162	30.840	41.081	35.241	260.8	15:48:07.058	19		1:47.178	30.461	40.770	35.947	260.2	15:58:51.335
20		1:47.226	30.690	41.031	35.505	260.8	15:49:54.284	20		1:46.291	30.424	40.812	35.055	260.2	16:00:37.626
21		2:09.367	30.828	40.912	57.627	260.2	15:52:03.651	21		1:46.413	30.472	40.650	35.291	260.2	16:02:24.039
22		1:47.967	30.854	41.058	36.055	260.2	15:53:51.618	22		1:53.017 P	31.175	40.980	40.862	261.5	16:04:17.056
23		1:49.668	30.874	41.373	37.421	260.8	15:55:41.286								
24		1:48.136	30.613	41.248	36.275	260.2	15:57:29.422								
25		1:48.675	31.185	41.593	35.897	260.8	15:59:18.097								
26		1:48.202	30.871	41.657	35.674	260.2	16:01:06.299								
27		1:48.895	32.040	41.330	35.525	260.8	16:02:55.194								
28		1:47.473	30.733	41.228	35.512	262.1	16:04:42.667								
29		1:47.298	30.601	41.105	35.592	264.0	16:06:29.965								
30		2:12.199 P	31.224	49.290	51.685	250.0	16:08:42.164								





**Circuito de Barcelona**  
**International GT Open**  
**Private test - 2**  
**Best Sectors Results**



Sector - 1				Sector - 2				Sector - 3				Ideal Lap vs Best Lap					
Clas	Nº	Driver	Time	Nº	Driver	Time	Nº	Driver	Time	Clas	Nº	Driver	Ideal Lap	Best Lap	Clas		
1	17	Prette - Abril	29.829	88	Krupinski - Klien	39.688	17	Prette - Abril	34.224	1	17	Prette - Abril	1:43.822	1:43.952	1		
2	59	Ramos - Chaves	29.835	59	Ramos - Chaves	39.762	88	Krupinski - Klien	34.275	2	88	Krupinski - Klien	1:43.982	1:44.068	3		
3	34	Yoluc - Eastwood	29.842	17	Prette - Abril	39.769	59	Ramos - Chaves	34.388	3	59	Ramos - Chaves	1:43.985	1:43.985	2		
4	16	Hahn - Khodair	30.006	72	Moss - Osborne	39.784	34	Yoluc - Eastwood	34.494	4	34	Yoluc - Eastwood	1:44.275	1:44.275	4		
5	88	Krupinski - Klien	30.019	34	Yoluc - Eastwood	39.939	7	Iribe - Millroy	34.617	5	72	Moss - Osborne	1:44.504	1:44.504	5		
6	72	Moss - Osborne	30.061	7	Iribe - Millroy	40.009	72	Moss - Osborne	34.659	6	7	Iribe - Millroy	1:44.711	1:44.935	6		
7	48	Ortelli - Negro	30.079	16	Hahn - Khodair	40.128	16	Hahn - Khodair	34.718	7	16	Hahn - Khodair	1:44.852	1:45.088	7		
8	7	Iribe - Millroy	30.085	48	Ortelli - Negro	40.251	48	Ortelli - Negro	34.819	8	48	Ortelli - Negro	1:45.149	1:45.206	8		
9	26	Crestani - Mettler	30.214	61	Ricci - Policand	40.580	61	Ricci - Policand	35.394	9	26	Crestani - Mettler	1:46.263	1:46.347	9		
10	61	Ricci - Policand	30.564	26	Crestani - Mettler	40.628	26	Crestani - Mettler	35.421	10	61	Ricci - Policand	1:46.538	1:46.818	10		
11	33	Moller - Barr	31.132	33	Moller - Barr	41.636	33	Moller - Barr	35.973	11	33	Moller - Barr	1:48.741	1:48.741	11		
12	4	Gosselin - Rostan	33.098	4	Gosselin - Rostan	44.409	4	Gosselin - Rostan	38.045	12	4	Gosselin - Rostan	1:55.552	1:58.293	12		





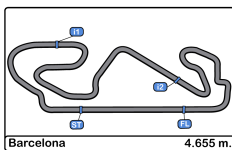


**Circuito de Barcelona**  
**International GT Open**  
**Private test - 2**  
**Best 5 Lap Times**



Cl	Nº	Entrant/Team	Nat	Driver 1	Nat	Status	Driver 2	Nat	Status	Vehicle	Cat	Cl	Best 1		Best 2		Best 3		Best 4		Best 5	
													Time	Lap	Time	Lap	Time	Lap	Time	Lap	Time	Lap
1	17	AF Corse / APM Monaco	ITA	Louis Prette	MCO		Vincent Abril	MCO		Ferrari 488 GT3	PRO	1	1:43.952	11	1:44.197	10	1:45.722	7	1:45.740	20	1:45.747	16
2	59	Teo Martín Motorsport	ESP	Miguel Ramos	PRT		Henrique Chaves	PRT		McLaren 720 S GT3	PRO	2	1:43.985	13	1:44.457	14	1:45.401	10	1:45.741	8	1:45.813	9
3	88	JP Motorsport	POL	Patryk Krupinski	POL		Christian Klien	AUT		Mercedes AMG GT3 - 2016	PROAM	1	1:44.068	8	1:44.245	7	1:45.873	4	1:46.291	20	1:46.413	21
4	34	TF Sport	GBR	Salih Yoluc	TUR		Charlie Eastwood	IRL		Aston Martin Vantage GT3	PRO	3	1:44.275	24	1:44.990	23	1:45.069	3	1:45.125	19	1:45.400	8
5	72	Optimum Motorsport	GBR	Nick Moss	GBR		Joe Osborne	GBR		McLaren 720 S GT3	PROAM	2	1:44.504	13	1:45.390	9	1:45.696	8	1:47.020	7	1:47.162	19
6	7	Optimum Motorsport	GBR	Brendan Iribe	USA		Ollie Millroy	GBR		McLaren 720 S GT3	PROAM	3	1:44.935	14	1:45.598	15	1:46.358	9	1:46.581	8	1:46.631	4
7	16	Teo Martín Motorsport	ESP	Marcelo Hahn	BRA		Allam Khodair	BRA		McLaren 720 S GT3	PROAM	4	1:45.088	6	1:45.416	5	1:49.570	7	2:05.744	3	16:59.12	4
8	48	AF Corse / APM Monaco	ITA	Stephane Ortelli	MCO		Angelo Negro	ITA		Ferrari 488 GT3	PROAM	5	1:45.206	23	1:45.323	22	1:45.855	21	1:47.486	13	1:48.140	15
9	26	Team Lazarus	ITA	Fabrizio Crestani	ITA		Yannick Mettler	CHE		Bentley Continental GT3	PRO	4	1:46.347	4	1:46.426	3	1:46.981	11	1:47.191	8	1:47.249	2
10	61	AKKA ASP	FRA	Mauro Ricci	ITA		Jerome Policand	FRA		Mercedes AMG GT3 - 2020	AM	1	1:46.818	21	1:47.423	17	1:47.603	16	1:47.757	14	1:47.992	18
11	33	RENO Racing	DNK	Jens Reno Moller	DNK		Reece Barr	IRL		Honda NSX GT3 Evo	PROAM	6	1:48.741	2	1:49.842	3	2:06.393	4				
12	4	Boutsen Ginion	BEL	Claude-Yves Gosselin	FRA		Marc Rostan	FRA		Lamborghini Huracan GT3 EVO	AM	2	1:58.293	3	2:01.505	4	4:30.230	2				





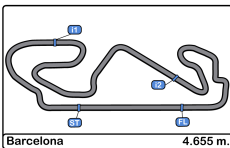
**Circuito de Barcelona**  
**International GT Open**  
**Private test - 2**  
**Best 5 Top Speeds**



Cl	Nº	Entrant/Team	Nat	Driver 1	Nat	Driver 2	Nat	Vehicle	Cat	Cl	Top 1		Top 2		Top 3		Top 4		Top 5		
											Km/h	Lap	Km/h	Lap	Km/h	Lap	Km/h	Lap	Km/h	Lap	Km/h
1	26	Team Lazarus	ITA	Fabrizio Crestani	ITA	Yannick Mettler	CHE	Bentley Continental GT3	PRO	1	268.6	13	267.9	11	267.9	12	267.3	8	267.3	10	267.8
2	16	Teo Martín Motorsport	ESP	Marcelo Hahn	BRA	Allam Khodair	BRA	McLaren 720 S GT3	PROAM	1	265.3	7	264.7	6	263.4	5	260.2	3	192.8	4	249.3
3	59	Teo Martín Motorsport	ESP	Miguel Ramos	PRT	Henrique Chaves	PRT	McLaren 720 S GT3	PRO	2	264.0	24	263.4	23	263.4	25	262.7	15	262.7	19	263.2
4	72	Optimum Motorsport	GBR	Nick Moss	GBR	Joe Osborne	GBR	McLaren 720 S GT3	PROAM	2	264.0	29	262.1	28	261.5	4	260.8	13	260.8	16	261.8
5	7	Optimum Motorsport	GBR	Brendan Iribe	USA	Ollie Millroy	GBR	McLaren 720 S GT3	PROAM	3	262.1	5	262.1	14	262.1	16	261.5	4	261.5	15	261.8
6	34	TF Sport	GBR	Salih Yoluc	TUR	Charlie Eastwood	IRL	Aston Martin Vantage GT3	PRO	3	262.1	24	262.1	25	261.5	3	261.5	4	261.5	17	261.7
7	88	JP Motorsport	POL	Patryk Krupinski	POL	Christian Klien	AUT	Mercedes AMG GT3 - 2016	PROAM	4	261.5	22	260.8	15	260.8	16	260.2	13	260.2	14	260.7
8	17	AF Corse / APM Monaco	ITA	Louis Prette	MCO	Vincent Abril	MCO	Ferrari 488 GT3	PRO	4	260.8	25	260.8	26	260.2	24	259.6	10	258.9	6	260.1
9	48	AF Corse / APM Monaco	ITA	Stephane Ortelli	MCO	Angelo Negro	ITA	Ferrari 488 GT3	PROAM	5	260.8	23	260.8	24	260.2	22	259.6	21	257.7	16	259.8
10	61	AKKA ASP	FRA	Mauro Ricci	ITA	Jerome Policand	FRA	Mercedes AMG GT3 - 2020	AM	1	259.6	16	259.6	17	258.9	18	258.9	19	258.3	7	259.1
11	33	RENO Racing	DNK	Jens Reno Moller	DNK	Reece Barr	IRL	Honda NSX GT3 Evo	PROAM	6	258.3	3	258.3	4	256.5	2	156.5	1			232.4
12	4	Boutsen Ginion	BEL	Claude-Yves Gosselin	FRA	Marc Rostan	FRA	Lamborghini Huracan GT3 EVO	AM	2	251.7	4	247.1	3	183.6	1	179.1	2			215.4





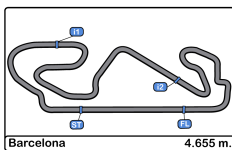


**Circuito de Barcelona**  
**International GT Open**  
**Private test - 2**  
**Fastest Laps Sequence**



Lap	Time of Day	Session Time	Nº	Entrant/Team	Nat	Driver 1	Nat	Driver 2	Nat	Vehicle	Cat	Time	Km/h
2	15:09:17.160	4:17.160	7	Optimum Motorsport	 GBR	Brendan Iribe	 USA	Ollie Millroy	 GBR	McLaren 720 S GT3	PROAM	1:47.081	156.4
2	15:10:36.922	5:36.922	34	TF Sport	 GBR	Salih Yoluc	 TUR	Charlie Eastwood	 IRL	Aston Martin Vantage GT3	PRO	1:45.642	158.6
3	15:12:21.991	7:21.991	34	TF Sport	 GBR	Salih Yoluc	 TUR	Charlie Eastwood	 IRL	Aston Martin Vantage GT3	PRO	1:45.069	159.4
10	15:31:10.196	26:10.196	17	AF Corse / APM Monaco	 ITA	Louis Prette	 MCO	Vincent Abril	 MCO	Ferrari 488 GT3	PRO	1:44.197	160.8
11	15:32:54.148	27:54.148	17	AF Corse / APM Monaco	 ITA	Louis Prette	 MCO	Vincent Abril	 MCO	Ferrari 488 GT3	PRO	1:43.952	161.2





**Circuito de Barcelona**  
**International GT Open**  
**Private test - 2**  
**Event Best Maximum Speed**



Nº	Entrant/Team	Nat	Driver 1	Nat	Driver 2	Nat	Vehicle	Cat	Km/h	Session
26	Team Lazarus	ITA	Fabrizio Crestani	ITA	Yannick Mettler	CHE	Bentley Continental GT3	PRO	269.3	Private test - 1
59	Teo Martín Motorsport	ESP	Miguel Ramos	PRT	Henrique Chaves	PRT	McLaren 720 S GT3	PRO	265.3	Private test - 1
16	Teo Martín Motorsport	ESP	Marcelo Hahn	BRA	Allam Khodair	BRA	McLaren 720 S GT3	PROAM	265.3	Private test - 2
72	Optimum Motorsport	GBR	Nick Moss	GBR	Joe Osborne	GBR	McLaren 720 S GT3	PROAM	264.0	Private test - 2
34	TF Sport	GBR	Salih Yoluc	TUR	Charlie Eastwood	IRL	Aston Martin Vantage GT3	PRO	262.1	Private test - 1
7	Optimum Motorsport	GBR	Brendan Iribe	USA	Ollie Millroy	GBR	McLaren 720 S GT3	PROAM	262.1	Private test - 2
88	JP Motorsport	POL	Patryk Krupinski	POL	Christian Klien	AUT	Mercedes AMG GT3 - 2016	PROAM	261.5	Private test - 2
17	AF Corse / APM Monaco	ITA	Louis Prette	MCO	Vincent Abril	MCO	Ferrari 488 GT3	PRO	260.8	Private test - 2
48	AF Corse / APM Monaco	ITA	Stephane Ortelli	MCO	Angelo Negro	ITA	Ferrari 488 GT3	PROAM	260.8	Private test - 2
33	RENO Racing	DNK	Jens Reno Moller	DNK	Reece Barr	IRL	Honda NSX GT3 Evo	PROAM	259.6	Private test - 1
61	AKKA ASP	FRA	Mauro Ricci	ITA	Jerome Policand	FRA	Mercedes AMG GT3 - 2020	AM	259.6	Private test - 2
4	Boutsen Ginion	BEL	Claude-Yves Gosselin	FRA	Marc Rostan	FRA	Lamborghini Huracan GT3 EVO	AM	251.7	Private test - 2





**Circuit de Barcelona**  
**International GT Open**  
**Private test - 2**  
**Pit Stop Analysis**



**4** Claude-Yves Gosselin AM Boutsen Ginion  
 Marc Rostan Lamborghini Huracan GT3 EVO

Nr.	In Day Time	In Time	Out Time	Pit Time	T. Pit Time	Handicap	Penalty
1	15:15:26.008	15:15:26.008	15:18:03.098	2:37.090	2:37.090		

**7** Brendan Iribe PROAM Optimum Motorsport  
 Ollie Millroy McLaren 720 S GT3

Nr.	In Day Time	In Time	Out Time	Pit Time	T. Pit Time	Handicap	Penalty
1	15:15:28.528	15:15:28.528	15:18:35.686	3:07.158	3:07.158		
2	15:27:31.014	15:27:31.014	15:31:30.166	3:59.152	7:06.310		
3	15:35:03.220	15:35:03.220	15:39:02.742	3:59.522	11:05.832		
4	15:46:06.307	15:46:06.307	15:49:27.561	3:21.254	14:27.086		

**16** Marcelo Hahn PROAM Teo Martin Motorsport  
 Allam Khodair McLaren 720 S GT3

Nr.	In Day Time	In Time	Out Time	Pit Time	T. Pit Time	Handicap	Penalty
1	15:15:53.942	15:15:53.942	15:41:48.224	25:54.282	25:54.282		
2	15:45:47.104	15:45:47.104	16:01:00.427	15:13.323	41:07.605		

**17** Louis Prette PRO AF Corse / APM Monaco  
 Vincent Abril Ferrari 488 GT3

Nr.	In Day Time	In Time	Out Time	Pit Time	T. Pit Time	Handicap	Penalty
1	15:15:23.160	15:15:23.160	15:17:23.580	2:00.420	2:00.420		
2	15:24:31.644	15:24:31.644	15:27:34.129	3:02.485	5:02.905		
3	15:34:48.228	15:34:48.228	15:38:50.741	4:02.513	9:05.418		
4	15:56:36.858	15:56:36.858	16:00:22.706	3:45.848	12:51.266		

**26** Fabrizio Crestani PRO Team Lazarus  
 Yannick Mettler Bentley Continental GT3

Nr.	In Day Time	In Time	Out Time	Pit Time	T. Pit Time	Handicap	Penalty
1	15:34:22.016	15:34:22.016	15:54:00.977	19:38.961	19:38.961		

**34** Salihi Yoluc PRO TF Sport  
 Charlie Eastwood Aston Martin Vantage GT3

Nr.	In Day Time	In Time	Out Time	Pit Time	T. Pit Time	Handicap	Penalty
1	15:14:18.754	15:14:18.754	15:17:13.099	2:54.345	2:54.345		
2	15:26:07.604	15:26:07.604	15:28:17.949	2:10.345	5:04.690		
3	15:35:44.541	15:35:44.541	15:39:11.853	3:27.312	8:32.002		
4	15:46:37.104	15:46:37.104	15:48:38.747	2:01.643	10:33.645		
5	15:55:59.544	15:55:59.544	15:57:55.364	1:55.820	12:29.465		

**48** Stephane Ortelli PROAM AF Corse / APM Monaco  
 Angelo Negro Ferrari 488 GT3

Nr.	In Day Time	In Time	Out Time	Pit Time	T. Pit Time	Handicap	Penalty
1	15:13:03.140	15:13:03.140	15:16:43.551	3:40.411	3:40.411		
2	15:29:34.480	15:29:34.480	15:33:03.010	3:28.530	7:08.941		
3	15:38:37.585	15:38:37.585	15:41:03.692	2:26.107	9:35.048		
4	15:56:14.605	15:56:14.605	15:58:58.690	2:44.085	12:19.133		

**59** Miguel Ramos PRO Teo Martin Motorsport  
 Henrique Chaves McLaren 720 S GT3

Nr.	In Day Time	In Time	Out Time	Pit Time	T. Pit Time	Handicap	Penalty
1	15:16:09.725	15:16:09.725	15:16:32.670	22.945	22.945		
2	15:22:10.787	15:22:10.787	15:27:27.118	5:16.331	5:39.276		
3	15:36:20.657	15:36:20.657	15:39:55.505	3:34.848	9:14.124		
4	15:46:57.366	15:46:57.366	15:49:15.364	2:17.998	11:32.122		

**61** Mauro Ricci AM AKKA ASP  
 Jerome Policand Mercedes AMG GT3 - 2020

Nr.	In Day Time	In Time	Out Time	Pit Time	T. Pit Time	Handicap	Penalty
1	15:15:58.146	15:15:58.146	15:16:20.737	22.591	22.591		
2	15:25:43.745	15:25:43.745	15:28:26.314	2:42.569	3:05.160		
3	15:30:35.833	15:30:35.833	15:33:38.304	3:02.471	6:07.631		
4	15:35:49.623	15:35:49.623	15:45:46.461	9:56.838	16:04.469		
5	16:00:26.955	16:00:26.955	16:02:46.255	2:19.300	18:23.769		

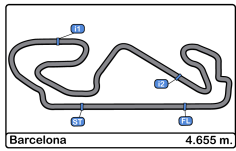
**72** Nick Moss PROAM Optimum Motorsport  
 Joe Osborne McLaren 720 S GT3

Nr.	In Day Time	In Time	Out Time	Pit Time	T. Pit Time	Handicap	Penalty
1	15:16:00.561	15:16:00.561	15:17:30.478	1:29.917	1:29.917		
2	15:26:24.522	15:26:24.522	15:29:12.813	2:48.291	4:18.208		
3	15:36:38.685	15:36:38.685	15:39:06.766	2:28.081	6:46.289		

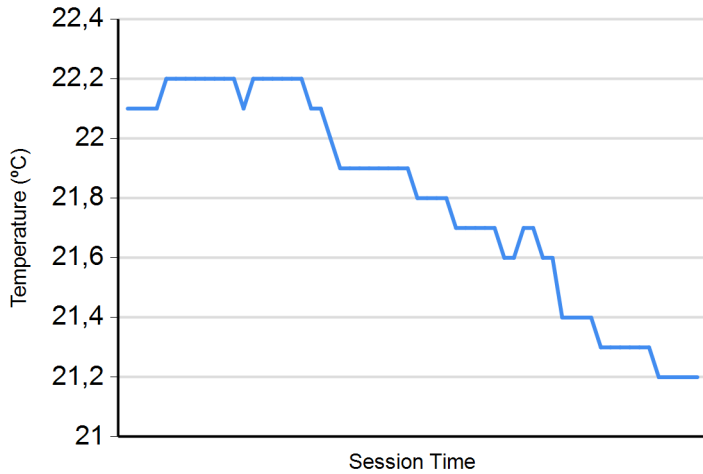
**88** Patryk Krupinski PROAM JP Motorsport  
 Christian Klien Mercedes AMG GT3 - 2016

Nr.	In Day Time	In Time	Out Time	Pit Time	T. Pit Time	Handicap	Penalty
1	15:25:22.922	15:25:22.922	15:28:08.220	2:45.298	2:45.298		
2	15:35:13.391	15:35:13.391	15:39:09.135	3:55.744	6:41.042		
3	15:53:34.686	15:53:34.686	15:55:17.647	1:42.961	8:24.003		

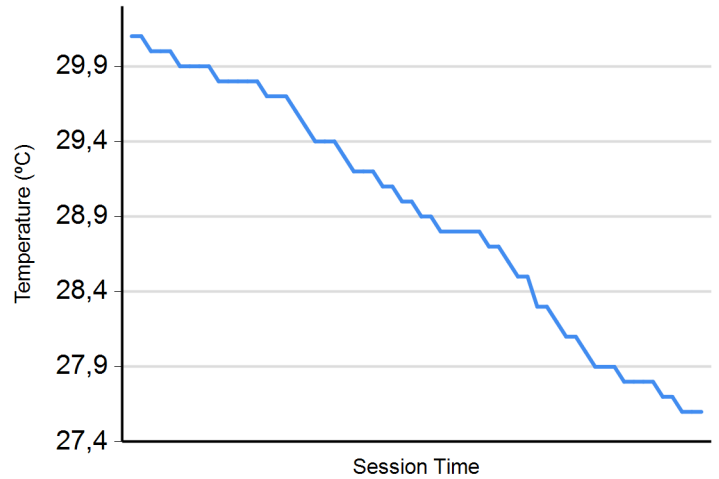




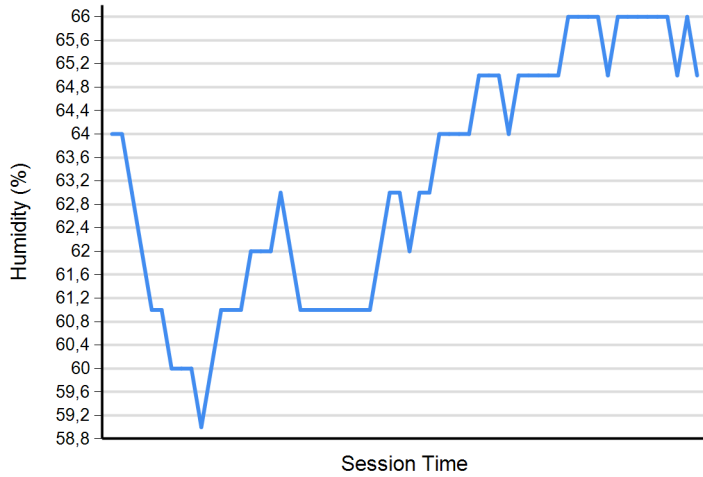
**Air Temperature**



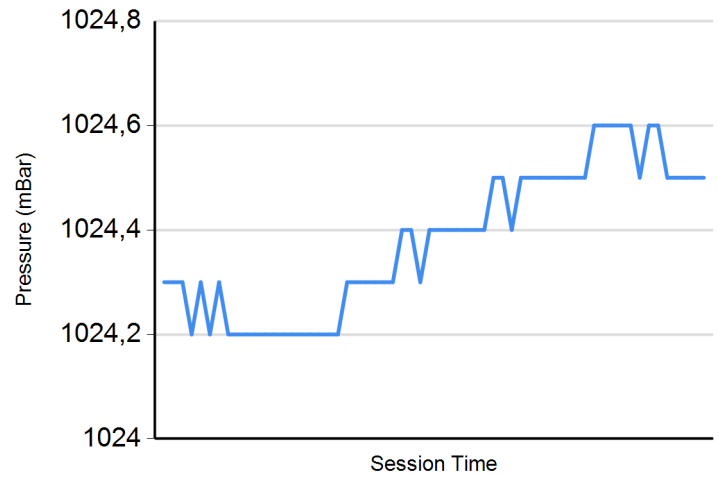
**Track Temperature**



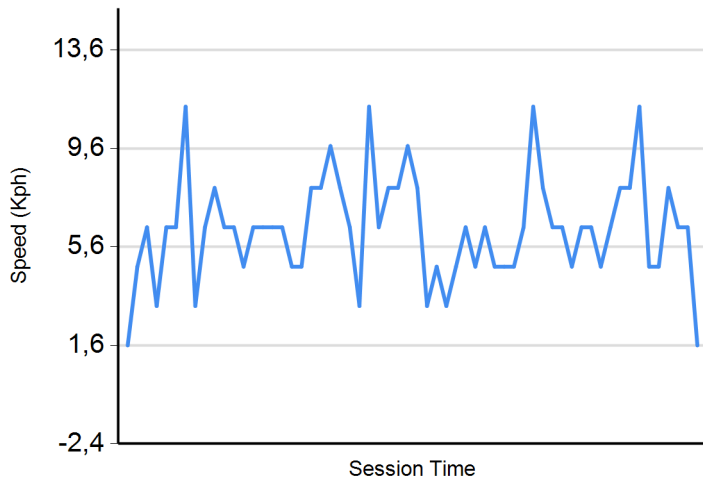
**Humidity**



**Pressure**

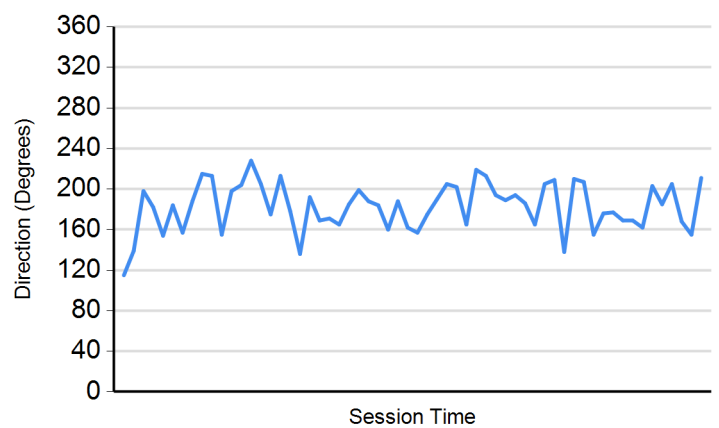


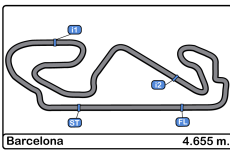
**Wind Speed**



**Wind direction**

North = 0°/360° Est = 90° South = 180° West = 270°





**Circuito de Barcelona**  
**International GT Open**  
**Private test - 1 + 2**  
**Results**



Cls	Nº	Entrant/Team	Nat	Driver 1	Nat	Driver 2	Nat	Vehicle	Cat	Cls	Laps	Private test - 1	Private test - 2	Best	Gap	Interval	Km/h		
1	17	AF Corse / APM Monaco	ITA	Louis Prette	MCO	Vincent Abril	MCO	Ferrari 488 GT3	PRO	1	52	1:45.102	12	<b>1:43.952</b>	11	<b>1:43.952</b>			161.2
2	59	Teo Martín Motorsport	ESP	Miguel Ramos	PRT	Henrique Chaves	PRT	McLaren 720 S GT3	PRO	2	51	1:45.159	11	<b>1:43.985</b>	13	<b>1:43.985</b>	0.033	0.033	161.1
3	88	JP Motorsport	POL	Patryk Krupinski	POL	Christian Klien	AUT	Mercedes AMG GT3 - 2016	PROAM	1	48	1:45.381	5	<b>1:44.068</b>	8	<b>1:44.068</b>	0.116	0.083	161.0
4	34	TF Sport	GBR	Salih Yoluc	TUR	Charlie Eastwood	IRL	Aston Martin Vantage GT3	PRO	3	51	1:45.472	7	<b>1:44.275</b>	24	<b>1:44.275</b>	0.323	0.207	160.7
5	72	Optimum Motorsport	GBR	Nick Moss	GBR	Joe Osborne	GBR	McLaren 720 S GT3	PROAM	2	55	1:45.919	4	<b>1:44.504</b>	13	<b>1:44.504</b>	0.552	0.229	160.3
6	7	Optimum Motorsport	GBR	Brendan Iribe	USA	Ollie Millroy	GBR	McLaren 720 S GT3	PROAM	3	52	1:46.397	15	<b>1:44.935</b>	14	<b>1:44.935</b>	0.983	0.431	159.6
7	16	Teo Martín Motorsport	ESP	Marcelo Hahn	BRA	Allam Khodair	BRA	McLaren 720 S GT3	PROAM	4	31	1:45.107	15	<b>1:45.088</b>	6	<b>1:45.088</b>	1.136	0.153	159.4
8	48	AF Corse / APM Monaco	ITA	Stephane Ortelli	MCO	Angelo Negro	ITA	Ferrari 488 GT3	PROAM	5	50	1:46.464	7	<b>1:45.206</b>	23	<b>1:45.206</b>	1.254	0.118	159.2
9	26	Team Lazarus	ITA	Fabrizio Crestani	ITA	Yannick Mettler	CHE	Bentley Continental GT3	PRO	4	39	<b>1:45.377</b>	17	1:46.347	4	<b>1:45.377</b>	1.425	0.171	159.0
10	61	AKKA ASP	FRA	Mauro Ricci	ITA	Jerome Policand	FRA	Mercedes AMG GT3 - 2020	AM	1	43	1:48.190	11	<b>1:46.818</b>	21	<b>1:46.818</b>	2.866	1.441	156.8
11	33	RENO Racing	DNK	Jens Reno Moller	DNK	Reece Barr	IRL	Honda NSX GT3 Evo	PROAM	6	28	<b>1:47.632</b>	15	1:48.741	2	<b>1:47.632</b>	3.680	0.814	155.6
12	4	Boutsen Ginion	BEL	Claude-Yves Gosselin	FRA	Marc Rostan	FRA	Lamborghini Huracan GT3 EVO	AM	2	4			<b>1:58.293</b>	3	<b>1:58.293</b>	14.341	10.661	141.6

Published at:.....

<b>Stewards:</b>	<b>Race Director:</b>	<b>Timekeeper:</b>
------------------	-----------------------	--------------------

