



Circuito de Barcelona
Porsche Carrera Cup France
Free Practice - 2
Provisional Results




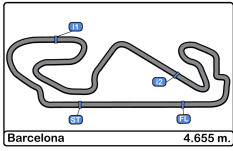
Cls	N°	Driver	Nat	Team	Class	Cls	Laps	Best	Time	Gap	Interval	Km/h
1	69	Florian Latorre	FRA	CLRT	PRO	1	17	10	1:49.567			152.9
2	85	Hugo Chevalier	FRA	CLRT	PRO	2	19	5	1:49.599	0.032	0.032	152.9
3	1	Ayhancan Güven	TUR	Martinet by Alméras	PRO	3	21	5	1:49.704	0.137	0.105	152.7
4	91	Jaxon Evans	NZL	BWT Lechner Racing	PRO	4	17	12	1:49.717	0.150	0.013	152.7
5	5	Adam Eteki	FRA	CLRT	PRO	5	16	8	1:49.750	0.183	0.033	152.6
6	23	Marvin Klein	FRA	Martinet by Alméras	PRO	6	15	4	1:50.049	0.482	0.299	152.2
7	87	Richard Wagner	DEU	BWT Lechner Racing	PRO	7	15	4	1:50.151	0.584	0.102	152.1
8	27	Jean-Baptiste Simmenauer	FRA	BWT Lechner Racing	PRO	8	16	4	1:50.159	0.592	0.008	152.1
9	991	Ugo Gazil	FRA	Pierre Martinet by Alméras	PRO	9	19	4	1:50.195	0.628	0.036	152.0
10	74	Victor Blugeon	FRA	Pierre Martinet by Alméras	PRO	10	18	5	1:50.198	0.631	0.003	152.0
11	20	Victor Weyrich	FRA	Pierre Martinet by Alméras	PRO	11	19	5	1:50.392	0.825	0.194	151.8
12	55	Nicolas Misslin	FRA	BWT Lechner Racing	PROAM	1	17	10	1:50.684	1.117	0.292	151.4
13	33	Evan Spenle	FRA	Sébastien Loeb Racing	PRO	12	20	11	1:51.004	1.437	0.320	150.9
14	911	Christophe Lapierre	FRA	Sébastien Loeb Racing	PROAM	2	19	13	1:51.029	1.462	0.025	150.9
15	26	Emil Caumes	FRA	CLRT	AM	1	17	13	1:51.056	1.489	0.027	150.8
16	11	Sylvain Noël	FRA	Racing Technology	PROAM	3	18	12	1:51.420	1.853	0.364	150.4
17	88	Stéphane Denoual	FRA	Martinet by Alméras	PROAM	4	19	5	1:51.612	2.045	0.192	150.1
18	30	Roland Berville	FRA	Pierre Martinet by Alméras	PROAM	5	20	7	1:51.749	2.182	0.137	149.9
19	7	Jérôme Boullery	FRA	Racing Technology	PROAM	6	18	6	1:51.824	2.257	0.075	149.8
20	59	Maxence Maurice	FRA	IMSA Performance	AM	2	19	3	1:52.065	2.498	0.241	149.5
21	4	Mathieu Blaise	FRA	Racing Technology	AM	3	15	6	1:52.171	2.604	0.106	149.3
22	888	François Lansard	FRA	CLRT	AM	4	14	5	1:52.202	2.635	0.031	149.3
23	44	Franck Leherpeur	FRA	Racing Technology	AM	5	19	13	1:52.726	3.159	0.524	148.6

CAR 4 LAP 5 DELETED TRACK LIMITS AT T15
 CAR 91 LAP 13 DELETED TRACK LIMITS AT T15
 CAR 87 LAP 13 DELETED TRACK LIMITS AT T15

Published at:.....

Track Temp: **31.3 °C** Air Temp: **24.0 °C** Humidity: **47 %** Track Status: **DRY**

Stewards:	Race Director:	Timekeeper: 
------------------	-----------------------	---



Circuito de Barcelona
 Porsche Carrera Cup France
 Free Practice - 2
 Provisional Results by Class

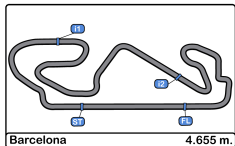


Cls	Nº	Driver	Nat	Team	Class	Cls	Laps	Best	Time	Gap	Interval	Km/h
AM												
1	26	Emil Caumes	FRA	CLRT	AM	1	17	13	1:51.056			150.8
2	59	Maxence Maurice	FRA	IMSA Performance	AM	2	19	3	1:52.065	1.009	1.009	149.5
3	4	Mathieu Blaise	FRA	Racing Technology	AM	3	15	6	1:52.171	1.115	0.106	149.3
4	888	François Lansard	FRA	CLRT	AM	4	14	5	1:52.202	1.146	0.031	149.3
5	44	Franck Leherpeur	FRA	Racing Technology	AM	5	19	13	1:52.726	1.670	0.524	148.6

Published at:.....

Track Temp: 31.3 °C Air Temp: 24.0 °C Humidity: 47 % Track Status: DRY

Stewards:	Race Director:	Timekeeper: 
-----------	----------------	---



Circuit de Barcelona
Porsche Carrera Cup France
Free Practice - 2
Provisional Results by Class



Cls	Nº	Driver	Nat	Team	Class	Cls	Laps	Best	Time	Gap	Interval	Km/h
PRO												
1	69	Florian Latorre	FRA	CLRT	PRO	1	17	10	1:49.567			152.9
2	85	Hugo Chevalier	FRA	CLRT	PRO	2	19	5	1:49.599	0.032	0.032	152.9
3	1	Ayhancan Güven	TUR	Martinet by Alméras	PRO	3	21	5	1:49.704	0.137	0.105	152.7
4	91	Jaxon Evans	NZL	BWT Lechner Racing	PRO	4	17	12	1:49.717	0.150	0.013	152.7
5	5	Adam Eteki	FRA	CLRT	PRO	5	16	8	1:49.750	0.183	0.033	152.6
6	23	Marvin Klein	FRA	Martinet by Alméras	PRO	6	15	4	1:50.049	0.482	0.299	152.2
7	87	Richard Wagner	DEU	BWT Lechner Racing	PRO	7	15	4	1:50.151	0.584	0.102	152.1
8	27	Jean-Baptiste Simmenauer	FRA	BWT Lechner Racing	PRO	8	16	4	1:50.159	0.592	0.008	152.1
9	991	Ugo Gazil	FRA	Pierre Martinet by Alméras	PRO	9	19	4	1:50.195	0.628	0.036	152.0
10	74	Victor Blugeon	FRA	Pierre Martinet by Alméras	PRO	10	18	5	1:50.198	0.631	0.003	152.0
11	20	Victor Weyrich	FRA	Pierre Martinet by Alméras	PRO	11	19	5	1:50.392	0.825	0.194	151.8
12	33	Evan Spence	FRA	Sébastien Loeb Racing	PRO	12	20	11	1:51.004	1.437	0.612	150.9

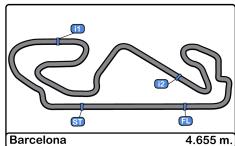
Published at:.....

Track Temp: 31.3 °C Air Temp: 24.0 °C Humidity: 47 % Track Status: DRY

Stewards:

Race Director:

Timekeeper:



Circuito de Barcelona
 Porsche Carrera Cup France
 Free Practice - 2
 Provisional Results by Class



Cls	Nº	Driver	Nat	Team	Class	Cls	Laps	Best	Time	Gap	Interval	Km/h
PROAM												
1	55	Nicolas Misslin	FRA	BWT Lechner Racing	PROAM	1	17	10	1:50.684			151.4
2	911	Christophe Lapierre	FRA	Sébastien Loeb Racing	PROAM	2	19	13	1:51.029	0.345	0.345	150.9
3	11	Sylvain Noël	FRA	Racing Technology	PROAM	3	18	12	1:51.420	0.736	0.391	150.4
4	88	Stéphane Denoual	FRA	Martinet by Alméras	PROAM	4	19	5	1:51.612	0.928	0.192	150.1
5	30	Roland Berville	FRA	Pierre Martinet by Alméras	PROAM	5	20	7	1:51.749	1.065	0.137	149.9
6	7	Jérôme Boullery	FRA	Racing Technology	PROAM	6	18	6	1:51.824	1.140	0.075	149.8

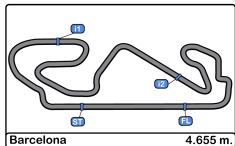
Published at:.....

Track Temp: 31.3 °C Air Temp: 24.0 °C Humidity: 47 % Track Status: DRY

Stewards:

Race Director:

Timekeeper:



Circuit de Barcelona
Porsche Carrera Cup France
Free Practice - 2




Provisional 2 Fastest Lap Results

Cls	Nº	Driver	Nat	Team	Class	Cls	Laps	Best	Time	Gap	Interval	Km/h
1	85	Hugo Chevalier	FRA	CLRT	PRO	1	19	4	1:49.636			152.9
2	69	Florian Latorre	FRA	CLRT	PRO	2	17	4	1:49.648	0.012	0.012	152.9
3	91	Jaxon Evans	NZL	BWT Lechner Racing	PRO	3	17	9	1:49.728	0.092	0.080	152.7
4	5	Adam Eteki	FRA	CLRT	PRO	4	16	9	1:49.888	0.252	0.160	152.6
5	1	Ayhancan Güven	TUR	Martinet by Alméras	PRO	5	21	10	1:49.986	0.350	0.098	152.7
6	23	Marvin Klein	FRA	Martinet by Alméras	PRO	6	15	6	1:50.184	0.548	0.198	152.2
7	27	Jean-Baptiste Simmenauer	FRA	BWT Lechner Racing	PRO	7	16	5	1:50.259	0.623	0.075	152.1
8	87	Richard Wagner	DEU	BWT Lechner Racing	PRO	8	15	3	1:50.401	0.765	0.142	152.1
9	20	Victor Weyrich	FRA	Pierre Martinet by Alméras	PRO	9	19	4	1:50.471	0.835	0.070	151.8
10	74	Victor Blugeon	FRA	Pierre Martinet by Alméras	PRO	10	18	3	1:50.519	0.883	0.048	152.0
11	991	Ugo Gazil	FRA	Pierre Martinet by Alméras	PRO	11	19	7	1:50.600	0.964	0.081	152.0
12	55	Nicolas Misslin	FRA	BWT Lechner Racing	PROAM	1	17	12	1:50.742	1.106	0.142	151.4
13	33	Evan Spenle	FRA	Sébastien Loeb Racing	PRO	12	20	13	1:51.265	1.629	0.523	150.9
14	26	Emil Caumes	FRA	CLRT	AM	1	17	11	1:51.334	1.698	0.069	150.8
15	911	Christophe Lapierre	FRA	Sébastien Loeb Racing	PROAM	2	19	17	1:51.336	1.700	0.002	150.9
16	11	Sylvain Noël	FRA	Racing Technology	PROAM	3	18	6	1:51.422	1.786	0.086	150.4
17	88	Stéphane Denoual	FRA	Martinet by Alméras	PROAM	4	19	6	1:51.675	2.039	0.253	150.1
18	7	Jérôme Boullery	FRA	Racing Technology	PROAM	5	18	5	1:51.856	2.220	0.181	149.8
19	4	Mathieu Blaise	FRA	Racing Technology	AM	2	15	12	1:52.222	2.586	0.366	149.3
20	59	Maxence Maurice	FRA	IMSA Performance	AM	3	19	7	1:52.284	2.648	0.062	149.5
21	888	François Lansard	FRA	CLRT	AM	4	14	10	1:52.320	2.684	0.036	149.3
22	30	Roland Berville	FRA	Pierre Martinet by Alméras	PROAM	6	20	8	1:52.405	2.769	0.085	149.9
23	44	Franck Leherpeur	FRA	Racing Technology	AM	5	19	14	1:52.945	3.309	0.540	148.6

CAR 4 LAP 5 DELETED TRACK LIMITS AT T15
 CAR 91 LAP 13 DELETED TRACK LIMITS AT T15
 CAR 87 LAP 13 DELETED TRACK LIMITS AT T15

Published at:.....

Track Temp: 31.3 °C Air Temp: 24.0 °C Humidity: 47 % Track Status: DRY

Stewards:	Race Director:	Timekeeper: 
-----------	----------------	---



Circuito de Barcelona
Porsche Carrera Cup France
Free Practice - 2
Lap Analysis



1 Ayhancan Güven							5 Adam Eteki								
PRO							CLRT								
Lap	D	Time	Sector 1	Sector 2	Sector 3	T. Spd	Elapsed	Lap	D	Time	Sector 1	Sector 2	Sector 3	T. Spd	Elapsed
1		14:35:17.297 P	14:33:09.918	1:09.712	57.667	84.1	14:35:17.297	1		14:34:23.930	14:33:03.279	43.465	37.186	87.0	14:34:23.930
2		2:49.919 P	1:05.694	51.626	52.599	128.1	14:38:07.216	2		1:50.680	31.730	42.416	36.534	267.3	14:36:14.610
3		2:21.234	1:01.964	42.744	36.526	186.8	14:40:28.450	3		1:50.563	31.514	42.214	36.835	269.3	14:38:05.173
4		1:50.025	31.454	42.328	36.243	270.0	14:42:18.475	4		1:50.571	31.534	42.381	36.656	270.6	14:39:55.744
5		1:49.704	31.305	42.188	36.211	270.6	14:44:08.179	5		1:57.529 P	31.542	42.405	43.582	271.3	14:41:53.273
6		1:50.048	31.393	42.431	36.224	270.0	14:45:58.227	6		7:47.828	6:17.279	50.898	39.651	144.7	14:49:41.101
7		1:50.148	31.398	42.214	36.536	268.6	14:47:48.375	7		1:51.660	32.802	42.598	36.260	251.1	14:51:32.761
8		1:50.068	31.473	42.351	36.244	268.6	14:49:38.443	8		1:49.750	31.436	42.089	36.225	267.9	14:53:22.511
9		1:50.071	31.552	42.278	36.241	267.9	14:51:28.514	9		1:49.888	31.367	42.255	36.266	268.6	14:55:12.399
10		1:49.986	31.504	42.303	36.179	268.6	14:53:18.500	10		1:50.464	31.492	42.432	36.540	270.0	14:57:02.863
11		1:50.252	31.591	42.343	36.318	268.6	14:55:08.752	11		1:50.548	31.485	42.507	36.556	270.6	14:58:53.411
12		1:50.641	31.662	42.621	36.358	270.0	14:56:59.393	12		1:56.112 P	31.503	42.593	42.016	270.6	15:00:49.523
13		1:50.591	31.529	42.481	36.581	272.0	14:58:49.984	13		8:04.509	6:44.704	43.159	36.646	194.9	15:08:54.032
14		1:51.020	31.617	42.705	36.698	273.4	15:00:41.004	14		1:50.036	31.466	42.285	36.285	269.3	15:10:44.068
15		1:50.861	31.566	42.773	36.522	274.1	15:02:31.865	15		1:50.982	31.675	42.523	36.784	269.3	15:12:35.050
16		1:50.772	31.595	42.565	36.612	271.3	15:04:22.637	16		2:04.474 P	32.812	46.011	45.651	268.6	15:14:39.524
17		1:50.948	31.618	42.665	36.665	272.0	15:06:13.585	7 Jérôme Boullery PROAM Racing Technology							
18		1:51.581	31.768	43.046	36.767	270.6	15:08:05.166								
19		1:51.581	31.793	42.823	36.965	271.3	15:09:56.747								
20		1:51.622	31.908	42.765	36.949	270.0	15:11:48.369								
21		1:57.922 P	31.913	43.200	42.809	270.0	15:13:46.291								

4 Mathieu Blaise							7 Jérôme Boullery								
AM							PROAM								
Lap	D	Time	Sector 1	Sector 2	Sector 3	T. Spd	Elapsed	Lap	D	Time	Sector 1	Sector 2	Sector 3	T. Spd	Elapsed
1		14:35:14.630	14:33:26.984	57.534	50.112	130.7	14:35:14.630	1		14:34:56.529	14:33:17.853	55.722	42.954	131.3	14:34:56.529
2		2:07.706	37.081	51.880	38.745	197.0	14:37:22.336	2		2:02.033	35.846	47.915	38.272	214.7	14:36:58.562
3		1:57.393	32.617	43.320	41.456	266.0	14:39:19.729	3		1:53.584	32.655	43.667	37.262	257.7	14:38:52.146
4		1:52.351	31.916	43.133	37.302	269.3	14:41:12.080	4		1:54.141	32.327	44.732	37.082	267.3	14:40:46.287
5		1:52.489	31.878	43.224	37.387	270.6	14:43:04.569	5		1:51.856	31.725	42.999	37.132	268.6	14:42:38.143
6		1:52.171	31.884	42.994	37.293	268.6	14:44:56.740	6		1:51.824	31.808	42.991	37.025	269.3	14:44:29.967
7		2:05.972 P	33.890	46.238	45.844	230.2	14:47:02.712	7		1:56.600	31.950	46.839	37.811	268.6	14:46:26.567
8		5:12.545	3:50.188	44.418	37.939	156.2	14:52:15.257	8		2:06.813 P	31.846	45.470	49.497	269.3	14:48:33.380
9		1:52.592	32.086	43.090	37.416	264.7	14:54:07.849	9		5:03.458	3:42.173	43.981	37.304	183.3	14:53:36.838
10		1:52.366	32.103	42.902	37.361	264.7	14:56:00.215	10		1:52.818	31.871	43.267	37.680	267.3	14:55:29.656
11		1:53.185	32.190	43.653	37.342	266.6	14:57:53.400	11		1:52.474	31.997	43.230	37.247	267.3	14:57:22.130
12		1:52.222	32.034	43.000	37.188	266.6	14:59:45.622	12		2:19.909	58.935	43.942	37.032	268.6	14:59:42.039
13		1:52.352	31.965	43.068	37.319	267.3	15:01:37.974	13		2:07.830 P	32.042	43.832	51.956	267.3	15:01:49.869
14		1:52.242	31.874	43.160	37.208	266.6	15:03:30.216	14		4:01.226	2:36.734	46.404	38.088	109.3	15:05:51.095
15		2:09.123 P	34.913	48.303	45.907	266.6	15:05:39.339	15		1:53.192	32.142	43.695	37.355	268.6	15:07:44.287
								16		1:56.844	32.173	43.692	40.979	267.9	15:09:41.131
								17		1:52.556	32.039	43.201	37.316	267.3	15:11:33.687
								18		2:08.483 P	32.371	43.885	52.227	266.0	15:13:42.170



Circuito de Barcelona
Porsche Carrera Cup France
Free Practice - 2
Lap Analysis



11

Sylvain Noël

Porsche **23**

Marvin Klein

Porsche

PROAM

Racing Technology

PRO

Martinet by Alméras

Lap	D	Time	Sector 1	Sector 2	Sector 3	T. Spd	Elapsed	Lap	D	Time	Sector 1	Sector 2	Sector 3	T. Spd	Elapsed
1		14:35:25.054	14:33:55.185	47.590	42.279	150.0	14:35:25.054	1		14:34:22.510	14:33:01.766	43.656	37.088	82.7	14:34:22.510
2		1:55.359	33.276	44.412	37.671	241.0	14:37:20.413	2		1:50.853	31.789	42.554	36.510	264.7	14:36:13.363
3		1:58.615	32.094	44.059	42.462	267.3	14:39:19.028	3		1:50.613	31.737	42.300	36.576	266.6	14:38:03.976
4		1:51.675	31.915	42.678	37.082	268.6	14:41:10.703	4		1:50.049	31.464	42.204	36.381	267.9	14:39:54.025
5		1:51.486	31.839	42.686	36.961	269.3	14:43:02.189	5		1:50.220	31.631	42.283	36.306	269.3	14:41:44.245
6		1:51.422	31.696	42.930	36.796	268.6	14:44:53.611	6		1:50.184	31.437	42.328	36.419	270.0	14:43:34.429
7		1:51.616	31.752	42.888	36.976	269.3	14:46:45.227	7		1:57.598 P	31.617	42.489	43.492	270.0	14:45:32.027
8		2:12.120 P	36.212	48.929	46.979	247.1	14:48:57.347	8		10:23.171	8:49.515	51.750	41.906	143.6	14:55:55.198
9		8:26.773	6:52.185	52.573	42.015	158.5	14:57:24.120	9		2:00.654	34.283	47.251	39.120	223.6	14:57:55.852
10		1:58.265	35.891	44.424	37.950	192.8	14:59:22.385	10		2:05.465	35.995	46.380	43.090	194.2	15:00:01.317
11		1:52.287	32.236	43.171	36.880	266.0	15:01:14.672	11		1:57.061	34.298	45.172	37.591	202.2	15:01:58.378
12		1:51.420	31.858	42.849	36.713	267.3	15:03:06.092	12		1:51.071	31.682	42.718	36.671	271.3	15:03:49.449
13		1:51.617	31.799	42.619	37.199	268.6	15:04:57.709	13		1:50.852	31.542	42.609	36.701	272.7	15:05:40.301
14		1:52.076	31.958	42.878	37.240	269.3	15:06:49.785	14		1:50.796	31.350	42.683	36.763	272.7	15:07:31.097
15		2:11.670	36.273	52.326	43.071	230.7	15:09:01.455	15		1:57.603 P	31.462	42.918	43.223	274.1	15:09:28.700
16		1:53.760	33.411	43.018	37.331	242.1	15:10:55.215	26 Emil Caumes Porsche							
17		1:52.139	31.882	43.011	37.246	268.6	15:12:47.354	AM CLRT							
18		2:10.586 P	31.832	42.777	55.977	267.9	15:14:57.940								

20

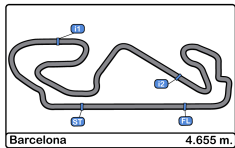
Victor Weyrich

Porsche

PRO

Pierre Martinet by Alméras

Lap	D	Time	Sector 1	Sector 2	Sector 3	T. Spd	Elapsed	Lap	D	Time	Sector 1	Sector 2	Sector 3	T. Spd	Elapsed
1		14:34:56.230 P	14:33:13.637	52.803	49.790	127.0	14:34:56.230	1		14:34:44.550	14:33:09.065	52.020	43.465	103.8	14:34:44.550
2		2:34.443 P	1:04.046	44.662	45.735	189.4	14:37:30.673	2		1:56.903	34.104	44.634	38.165	227.3	14:36:41.453
3		2:15.399	56.089	42.574	36.736	192.1	14:39:46.072	3		1:52.466	32.276	43.076	37.114	264.7	14:38:33.919
4		1:50.471	31.777	42.436	36.258	267.3	14:41:36.543	4		1:51.893	32.144	42.849	36.900	266.0	14:40:25.812
5		1:50.392	31.593	42.339	36.460	267.3	14:43:26.935	5		1:51.442	31.684	42.727	37.031	268.6	14:42:17.254
6		1:50.766	31.703	42.604	36.459	267.3	14:45:17.701	6		1:52.234	31.605	42.994	37.635	268.6	14:44:09.488
7		1:50.670	31.559	42.523	36.588	267.3	14:47:08.371	7		1:51.438	31.687	42.766	36.985	270.6	14:46:00.926
8		1:50.710	31.697	42.448	36.565	266.6	14:48:59.081	8		2:00.693 P	31.648	42.988	46.057	270.6	14:48:01.619
9		1:50.747	31.617	42.437	36.693	266.0	14:50:49.828	9		5:09.958	3:48.563	43.805	37.590	185.2	14:53:11.577
10		1:50.809	31.634	42.622	36.553	266.0	14:52:40.637	10		1:51.949	31.927	43.130	36.892	265.3	14:55:03.526
11		1:52.384	31.767	42.526	38.091	266.6	14:54:33.021	11		1:51.334	31.785	42.840	36.709	267.9	14:56:54.860
12		1:52.410	31.840	42.815	37.755	269.3	14:56:25.431	12		1:51.707	31.783	42.934	36.990	268.6	14:58:46.567
13		1:51.448	31.888	42.637	36.923	268.6	14:58:16.879	13		1:51.056	31.500	42.659	36.897	269.3	15:00:37.623
14		1:51.441	31.824	42.599	37.018	270.0	15:00:08.320	14		1:58.237 P	31.727	42.757	43.753	271.3	15:02:35.860
15		1:51.608	31.780	42.808	37.020	270.6	15:01:59.928	15		5:15.636	3:55.182	42.996	37.458	181.5	15:07:51.496
16		1:51.756	31.660	42.909	37.187	272.0	15:03:51.684	16		1:52.556	31.862	43.050	37.644	268.6	15:09:44.052
17		1:51.641	31.835	42.896	36.910	271.3	15:05:43.325	17		1:52.015	31.797	42.882	37.336	270.6	15:11:36.067
18		1:51.927	31.764	42.963	37.200	271.3	15:07:35.252	18			31.678			269.3	
19		2:00.010 P	32.008	42.857	45.145	270.0	15:09:35.262								



Circuito de Barcelona
Porsche Carrera Cup France
Free Practice - 2
Lap Analysis



27

Jean-Baptiste Simmenauer

Porsche **33**

Evan Spenle

Porsche

PRO							BWT Lechner Racing						PRO						
Lap	D	Time	Sector 1	Sector 2	Sector 3	T. Spd	Elapsed	Lap	D	Time	Sector 1	Sector 2	Sector 3	T. Spd	Elapsed				
1		14:37:01.945	14:35:39.532	44.531	37.882	117.0	14:37:01.945	1		14:34:47.076	14:33:08.429	56.022	42.625	92.3	14:34:47.076				
2		1:51.359	31.849	42.668	36.842	267.3	14:38:53.304	2		2:01.419	36.924	46.842	37.653	202.2	14:36:48.495				
3		1:51.700	31.727	43.248	36.725	270.6	14:40:45.004	3		1:52.312	32.206	43.159	36.947	265.3	14:38:40.807				
4		1:50.159	31.499	42.234	36.426	268.6	14:42:35.163	4		1:51.873	31.727	43.004	37.142	267.3	14:40:32.680				
5		1:50.259	31.345	42.558	36.356	268.6	14:44:25.422	5		1:51.808	31.908	42.923	36.977	267.9	14:42:24.488				
6		1:51.811	32.308	42.522	36.981	268.6	14:46:17.233	6		1:52.669	31.668	42.915	38.086	267.9	14:44:17.157				
7		1:50.426	31.458	42.461	36.507	269.3	14:48:07.659	7		1:51.744	31.831	42.804	37.109	267.3	14:46:08.901				
8		1:58.957 P	31.527	42.373	45.057	267.9	14:50:06.616	8		1:59.836 P	32.116	43.518	44.202	267.9	14:48:08.737				
9		6:06.687	4:43.496	45.303	37.888	167.1	14:56:13.303	9		4:13.909	2:49.079	46.695	38.135	165.3	14:52:22.646				
10		1:55.125	32.415	44.593	38.117	266.0	14:58:08.428	10		1:51.637	31.986	42.842	36.809	264.0	14:54:14.283				
11		1:50.836	31.489	42.491	36.856	269.3	14:59:59.264	11		1:51.004	31.802	42.606	36.596	266.6	14:56:05.287				
12		1:50.774	31.352	42.558	36.864	271.3	15:01:50.038	12		1:52.084	31.576	42.628	37.880	267.3	14:57:57.371				
13		1:56.007	31.442	42.537	42.028	272.7	15:03:46.045	13		1:51.265	31.997	42.647	36.621	250.5	14:59:48.636				
14		1:50.757	31.488	42.528	36.741	270.6	15:05:36.802	14		1:51.482	31.774	42.791	36.917	270.0	15:01:40.118				
15		1:50.934	31.353	42.591	36.990	271.3	15:07:27.736	15		1:51.391	31.796	42.673	36.922	267.9	15:03:31.509				
16		1:58.311 P	31.543	42.847	43.921	270.6	15:09:26.047	16		1:59.798 P	32.382	43.237	44.179	270.0	15:05:31.307				

30

Roland Berville

Porsche

44

Porsche

PROAM							Pierre Martinet by Alméras						AM						
Lap	D	Time	Sector 1	Sector 2	Sector 3	T. Spd	Elapsed	Lap	D	Time	Sector 1	Sector 2	Sector 3	T. Spd	Elapsed				
1		14:35:06.900 P	14:33:15.768	56.981	54.151	138.6	14:35:06.900	1		14:35:08.467	14:33:20.655	1:01.117	46.695	158.1	14:35:08.467				
2		2:41.378 P	1:01.551	49.143	50.684	174.7	14:37:48.278	2		1:56.503	33.275	44.584	38.644	259.6	14:37:04.970				
3		2:32.337	1:10.976	43.884	37.477	186.8	14:40:20.615	3		1:53.960	32.361	43.537	38.062	267.9	14:38:58.930				
4		1:52.966	32.153	43.579	37.234	264.0	14:42:13.581	4		1:53.996	32.290	44.089	37.617	269.3	14:40:52.926				
5		1:52.896	32.246	43.208	37.442	264.0	14:44:06.477	5		1:53.964	32.395	43.647	37.922	268.6	14:42:46.890				
6		1:53.013	32.107	43.446	37.460	264.7	14:45:59.490	6		1:53.705	32.303	43.559	37.843	267.3	14:44:40.595				
7		1:51.749	31.748	43.062	36.939	267.9	14:47:51.239	7		1:53.512	32.348	43.314	37.850	266.6	14:46:34.107				
8		1:52.405	31.998	43.133	37.274	266.6	14:49:43.644	8		1:54.000	32.203	43.965	37.832	267.9	14:48:28.107				
9		1:52.796	32.061	43.519	37.216	267.9	14:51:36.440	9		2:04.236 P	32.470	44.160	47.606	264.7	14:50:32.343				
10		1:53.014	32.004	43.693	37.317	266.6	14:53:29.454	10		7:24.917	5:59.258	46.919	38.740	142.8	14:57:57.260				
11		1:55.313	32.283	45.368	37.662	264.7	14:55:24.767	11		1:56.419	33.387	44.284	38.748	222.2	14:59:53.679				
12		1:53.564	32.365	43.611	37.588	264.0	14:57:18.331	12		1:53.600	32.099	43.314	38.187	266.6	15:01:47.279				
13		1:53.544	32.664	43.263	37.617	265.3	14:59:11.875	13		1:52.726	32.250	43.007	37.469	270.0	15:03:40.005				
14		1:52.705	32.104	43.310	37.291	265.3	15:01:04.580	14		1:52.945	32.333	43.250	37.362	270.0	15:05:32.950				
15		1:53.268	32.193	43.615	37.460	265.3	15:02:57.848	15		1:53.260	32.081	43.555	37.624	269.3	15:07:26.210				
16		1:53.565	32.145	43.352	38.068	266.6	15:04:51.413	16		1:53.110	32.064	43.419	37.627	267.9	15:09:19.320				
17		1:54.084	32.141	43.742	38.201	265.3	15:06:45.497	17		1:53.345	32.242	43.202	37.901	267.9	15:11:12.665				
18		1:53.928	32.887	43.404	37.637	248.2	15:08:39.425	18		1:53.273	32.503	43.127	37.643	268.6	15:13:05.938				
19		1:53.385	32.345	43.532	37.508	266.0	15:10:32.810	19		2:16.340 P	36.342	47.397	52.601	190.1	15:15:22.278				
20		2:13.219 P	33.753	53.193	46.273	266.0	15:12:46.029												



Circuito de Barcelona
 Porsche Carrera Cup France
 Free Practice - 2
 Lap Analysis



55

Nicolas Misslin

Porsche 69

Florian Latorre

Porsche

PROAM

BWT Lechner Racing

PRO

CLRT

Lap	D	Time	Sector 1	Sector 2	Sector 3	T. Spd	Elapsed	Lap	D	Time	Sector 1	Sector 2	Sector 3	T. Spd	Elapsed
1		14:39:13.582	14:37:47.680	47.209	38.693	164.1	14:39:13.582	1		14:34:11.727	14:32:49.957	44.672	37.098	111.5	14:34:11.727
2		1:54.195	32.467	43.897	37.831	267.9	14:41:07.777	2		1:50.247	31.692	42.268	36.287	264.0	14:36:01.974
3		1:50.994	31.654	42.384	36.956	270.6	14:42:58.771	3		1:51.770	31.435	42.237	38.098	266.0	14:37:53.744
4		1:52.396	31.991	42.431	37.974	264.0	14:44:51.167	4		1:49.648	31.292	42.088	36.268	267.3	14:39:43.392
5		1:51.000	31.755	42.562	36.683	268.6	14:46:42.167	5		1:56.620 P	31.300	42.231	43.089	267.9	14:41:40.012
6		1:51.082	31.584	42.595	36.903	270.0	14:48:33.249	6		3:52.282	2:30.396	44.476	37.410	155.8	14:45:32.294
7		2:01.967 P	31.659	45.226	45.082	268.6	14:50:35.216	7		1:51.585	32.443	42.433	36.709	247.7	14:47:23.879
8		6:04.621	4:41.277	44.449	38.895	170.6	14:56:39.837	8		1:51.597	31.675	42.523	37.399	267.3	14:49:15.476
9		1:52.150	31.941	42.745	37.464	264.7	14:58:31.987	9		1:50.801	31.370	42.779	36.652	266.6	14:51:06.277
10		1:50.684	31.722	42.531	36.431	266.6	15:00:22.671	10		1:49.567	31.224	42.151	36.192	266.6	14:52:55.844
11		1:51.060	31.638	42.789	36.633	267.9	15:02:13.731	11		2:03.146 P	36.650	43.169	43.327	267.9	14:54:58.990
12		1:50.742	31.582	42.452	36.708	270.0	15:04:04.473	12		9:56.723	8:32.998	42.475	41.250	159.5	15:04:55.713
13		1:50.763	31.562	42.518	36.683	270.0	15:05:55.236	13		1:49.900	31.426	42.234	36.240	267.3	15:06:45.613
14		1:50.992	31.495	42.657	36.840	271.3	15:07:46.228	14		1:49.878	31.342	42.266	36.270	267.3	15:08:35.491
15		2:03.181 P	31.783	42.931	48.467	271.3	15:09:49.409	15		1:52.684	31.342	42.694	38.648	267.9	15:10:28.175
16		3:52.968	2:28.195	44.321	40.452	183.0	15:13:42.377	16		1:50.165	31.577	42.220	36.368	267.9	15:12:18.340
17		2:21.911 P	31.982	51.354	58.575	267.3	15:16:04.288	17		2:11.508 P	32.818	50.102	48.588	237.8	15:14:29.848

59

Maxence Maurice

Porsche 74

Victor Blugeon

Porsche

AM

IMSA Performance

PRO

Pierre Martinet by Alméras

Lap	D	Time	Sector 1	Sector 2	Sector 3	T. Spd	Elapsed	Lap	D	Time	Sector 1	Sector 2	Sector 3	T. Spd	Elapsed
1		14:35:10.795	14:33:25.751	56.652	48.392	136.5	14:35:10.795	1		14:34:54.392 P	14:33:07.439	52.745	54.208	72.8	14:34:54.392
2		1:56.192	33.582	43.946	38.664	238.4	14:37:06.987	2		2:35.529	1:15.288	43.296	36.945	186.5	14:37:29.921
3		1:52.065	31.783	42.842	37.440	268.6	14:38:59.052	3		1:50.519	31.717	42.425	36.377	267.3	14:39:20.440
4		1:55.763	32.362	44.106	39.295	268.6	14:40:54.815	4		2:02.421	31.550	50.495	40.376	272.7	14:41:22.861
5		1:52.595	32.416	43.046	37.133	270.0	14:42:47.410	5		1:50.198	31.460	42.406	36.332	267.3	14:43:13.059
6		1:58.859	31.941	43.587	43.331	271.3	14:44:46.269	6		1:51.015	31.462	43.143	36.410	267.9	14:45:04.074
7		1:52.284	32.047	42.764	37.473	270.0	14:46:38.553	7		1:51.057	31.475	42.657	36.925	269.3	14:46:55.131
8		2:06.300 P	32.601	45.740	47.959	265.3	14:48:44.853	8		1:50.779	31.576	42.593	36.610	267.9	14:48:45.910
9		3:45.580	2:24.349	43.637	37.594	189.8	14:52:30.433	9		1:50.715	31.678	42.533	36.504	267.9	14:50:36.625
10		1:52.849	32.041	42.830	37.978	266.6	14:54:23.282	10		1:50.915	31.751	42.445	36.719	266.0	14:52:27.540
11		1:53.086	32.313	43.206	37.567	267.3	14:56:16.368	11		1:51.002	31.722	42.697	36.583	266.6	14:54:18.542
12		1:53.214	32.090	43.421	37.703	271.3	14:58:09.582	12		1:56.180	36.321	43.191	36.668	267.9	14:56:14.722
13		1:52.639	31.993	43.054	37.592	272.0	15:00:02.221	13		1:51.384	31.597	42.843	36.944	270.0	14:58:06.106
14		1:53.078	32.047	43.470	37.561	270.6	15:01:55.299	14		1:51.262	31.845	42.663	36.754	269.3	14:59:57.368
15		2:00.431	32.016	49.258	39.157	269.3	15:03:55.730	15		1:51.440	31.635	42.868	36.937	269.3	15:01:48.808
16		1:59.642 P	32.036	43.909	43.697	269.3	15:05:55.372	16		1:51.547	31.762	42.923	36.862	270.6	15:03:40.355
17		2:47.577	1:25.607	44.061	37.909	164.8	15:08:42.949	17		1:52.949	32.304	43.387	37.258	270.6	15:05:33.304
18		1:53.938	32.461	43.367	38.110	268.6	15:10:36.887	18		2:00.273 P	32.034	43.413	44.826	272.0	15:07:33.577
19		2:15.501 P	32.196	43.192	1:00.113	269.3	15:12:52.388								



Circuito de Barcelona
Porsche Carrera Cup France
Free Practice - 2
Lap Analysis



85

Hugo Chevalier

Porsche **88**

Stéphane Denoual

Porsche

PRO CLRT PROAM Martinet by Alméras

Lap	D	Time	Sector 1	Sector 2	Sector 3	T. Spd	Elapsed	Lap	D	Time	Sector 1	Sector 2	Sector 3	T. Spd	Elapsed
1		14:34:23.065 P	14:32:51.476	46.412	45.177	137.5	14:34:23.065	1		14:35:19.840 P	14:33:19.779	1:00.960	59.101	109.6	14:35:19.840
2		3:51.451 P	2:20.073	43.258	48.120	177.6	14:38:14.516	2		2:50.645 P	1:05.736	52.220	52.689	140.6	14:38:10.485
3		3:26.993	2:08.125	42.464	36.404	183.9	14:41:41.509	3		2:36.799	1:13.987	45.248	37.564	186.5	14:40:47.284
4		1:49.636	31.255	42.142	36.239	267.3	14:43:31.145	4		1:52.190	31.879	43.263	37.048	268.6	14:42:39.474
5		1:49.599	31.310	42.178	36.111	267.9	14:45:20.744	5		1:51.612	31.584	42.995	37.033	270.0	14:44:31.086
6		1:49.781	31.398	42.209	36.174	269.3	14:47:10.525	6		1:51.675	31.744	43.032	36.899	270.0	14:46:22.761
7		1:49.782	31.324	42.189	36.269	270.0	14:49:00.307	7		1:52.212	32.068	43.113	37.031	267.9	14:48:14.973
8		1:50.143	31.532	42.257	36.354	269.3	14:50:50.450	8		1:52.607	32.045	43.133	37.429	267.3	14:50:07.580
9		1:50.612	31.501	42.443	36.668	270.6	14:52:41.062	9		1:52.120	31.990	43.134	36.996	265.3	14:51:59.700
10		1:51.220	31.603	42.633	36.984	272.0	14:54:32.282	10		1:52.817	31.920	43.597	37.300	266.6	14:53:52.517
11		1:50.813	31.568	42.690	36.555	267.3	14:56:23.095	11		1:52.626	32.165	43.260	37.201	266.0	14:55:45.143
12		1:51.093	31.563	42.689	36.841	268.6	14:58:14.188	12		1:52.692	32.096	43.347	37.249	266.0	14:57:37.835
13		1:51.268	31.646	42.925	36.697	270.0	15:00:05.456	13		1:53.679	32.660	43.601	37.418	266.6	14:59:31.514
14		1:51.179	31.559	42.793	36.827	270.6	15:01:56.635	14		1:52.849	32.068	43.747	37.034	266.6	15:01:24.363
15		1:51.454	31.666	43.010	36.778	271.3	15:03:48.089	15		1:53.383	32.361	43.643	37.379	267.9	15:03:17.746
16		1:51.211	31.637	42.777	36.797	270.0	15:05:39.300	16		1:52.911	32.206	43.242	37.463	266.6	15:05:10.657
17		1:51.239	31.540	42.752	36.947	271.3	15:07:30.539	17		1:53.425	32.374	43.639	37.412	267.9	15:07:04.082
18		1:51.562	31.617	42.886	37.059	270.0	15:09:22.101	18		1:54.998	33.456	43.915	37.627	267.9	15:08:59.080
19		1:58.387 P	31.904	42.793	43.690	269.3	15:11:20.488	19		2:02.853 P	32.902	44.394	45.557	268.6	15:11:01.933

87

Richard Wagner

Porsche **91**

Jaxon Evans

Porsche

PRO BWT Lechner Racing PRO BWT Lechner Racing

Lap	D	Time	Sector 1	Sector 2	Sector 3	T. Spd	Elapsed	Lap	D	Time	Sector 1	Sector 2	Sector 3	T. Spd	Elapsed
1		14:39:11.656	14:37:46.762	46.389	38.505	163.6	14:39:11.656	1		14:35:00.127	14:33:10.406	1:04.530	45.191	83.9	14:35:00.127
2		1:54.624	33.097	44.135	37.392	242.6	14:41:06.280	2		2:03.246	37.201	47.517	38.528	217.7	14:37:03.373
3		1:50.401	31.696	42.327	36.378	268.6	14:42:56.681	3		2:03.080	33.131	50.893	39.056	267.9	14:39:06.453
4		1:50.151	31.722	42.187	36.242	268.6	14:44:46.832	4		1:51.854	32.202	42.440	37.212	268.6	14:40:58.307
5		1:56.768	32.215	44.734	39.819	272.7	14:46:43.600	5		2:03.555 P	31.600	45.648	46.307	271.3	14:43:01.862
6		1:50.652	31.583	42.430	36.639	271.3	14:48:34.252	6		6:01.592	4:35.074	48.020	38.498	114.5	14:49:03.454
7		1:58.778 P	31.638	43.165	43.975	270.6	14:50:33.030	7		1:51.572	31.950	42.928	36.694	262.1	14:50:55.026
8		5:34.682	4:07.478	48.378	38.826	177.0	14:56:07.712	8		1:49.816	31.396	42.212	36.208	267.9	14:52:44.842
9		1:55.249	32.764	43.914	38.571	264.0	14:58:02.961	9		1:49.728	31.349	42.215	36.164	268.6	14:54:34.570
10		1:51.088	31.982	42.411	36.695	267.9	14:59:54.049	10		1:58.017 P	31.286	42.491	44.240	271.3	14:56:32.587
11		1:51.759	31.992	43.050	36.717	271.3	15:01:45.808	11		3:59.349	2:40.157	42.590	36.602	191.1	15:00:31.936
12		1:50.603	31.658	42.477	36.468	269.3	15:03:36.411	12		1:49.717	31.414	42.247	36.056	270.0	15:02:21.653
13		1:50.330	31.597	42.265	36.468	270.0	15:05:26.741	13		1:50.115	31.161	42.446	36.508	270.6	15:04:11.768
14		1:50.718	31.562	42.591	36.565	269.3	15:07:17.459	14		1:50.195	31.397	42.381	36.417	270.0	15:06:01.963
15		1:55.689 P	31.739	42.461	41.489	269.3	15:09:13.148	15		1:50.166	31.294	42.394	36.478	270.0	15:07:52.129
								16		1:51.091	31.551	42.833	36.707	272.7	15:09:43.220
								17		2:03.281 P	33.900	43.633	45.748	270.6	15:11:46.501



Circuito de Barcelona
Porsche Carrera Cup France
Free Practice - 2
Lap Analysis



888

François Lansard

Porsche

991

Ugo Gazil

Porsche

AM

CLRT

PRO

Pierre Martinet by Alméras

Lap	D	Time	Sector 1	Sector 2	Sector 3	T. Spd	Elapsed	Lap	D	Time	Sector 1	Sector 2	Sector 3	T. Spd	Elapsed
1		14:35:18.485	14:33:32.707	58.766	47.012	124.4	14:35:18.485	1		14:34:46.891 P	14:33:06.125	51.928	48.838	84.3	14:34:46.891
2		1:55.575	33.533	44.447	37.595	252.3	14:37:14.060	2		2:40.539 P	1:01.536	47.806	51.197	135.1	14:37:27.430
3		1:52.955	32.397	43.257	37.301	267.9	14:39:07.015	3		2:43.084	1:23.864	42.755	36.465	184.6	14:40:10.514
4		1:52.562	32.046	43.406	37.110	272.0	14:40:59.577	4		1:50.195	31.465	42.351	36.379	267.3	14:42:00.709
5		1:52.202	31.802	43.181	37.219	272.0	14:42:51.779	5		1:51.198	31.951	42.492	36.755	267.3	14:43:51.907
6		1:53.066	32.019	43.581	37.466	270.6	14:44:44.845	6		1:50.780	31.546	42.493	36.741	267.3	14:45:42.687
7		2:05.054 P	32.403	43.992	48.659	269.3	14:46:49.899	7		1:50.600	31.487	42.522	36.591	267.3	14:47:33.287
8		9:53.192	8:29.692	44.925	38.575	187.8	14:56:43.091	8		1:50.621	31.671	42.441	36.509	267.9	14:49:23.908
9		1:53.388	32.384	43.584	37.420	264.7	14:58:36.479	9		1:50.954	31.591	42.634	36.729	266.6	14:51:14.862
10		1:52.320	31.949	43.187	37.184	267.9	15:00:28.799	10		1:51.001	31.689	42.632	36.680	267.9	14:53:05.863
11		1:52.451	31.791	43.265	37.395	267.9	15:02:21.250	11		1:51.137	31.688	42.609	36.840	267.3	14:54:57.000
12		1:58.215	33.135	47.426	37.654	236.8	15:04:19.465	12		1:51.351	31.998	42.531	36.822	267.3	14:56:48.351
13		1:53.240	31.899	43.657	37.684	270.6	15:06:12.705	13		1:51.363	31.701	42.842	36.820	268.6	14:58:39.714
14		2:18.342 P	35.789	48.384	54.169	192.1	15:08:31.047	14		1:53.479	33.669	43.071	36.739	270.0	15:00:33.193
15		1:51.752	31.614	42.680	37.458	272.7	15:02:24.945	15		1:51.752	31.614	42.680	37.458	272.7	15:02:24.945
16		1:52.037	31.506	43.227	37.304	270.6	15:04:16.982	16		1:52.037	31.506	43.227	37.304	270.6	15:04:16.982
17		1:51.861	31.570	43.011	37.280	270.0	15:06:08.843	17		1:51.861	31.570	43.011	37.280	270.0	15:06:08.843
18		1:51.676	31.811	42.861	37.004	268.6	15:08:00.519	18		1:51.676	31.811	42.861	37.004	268.6	15:08:00.519
19		2:04.907 P	32.195	44.548	48.164	268.6	15:10:05.426	19		2:04.907 P	32.195	44.548	48.164	268.6	15:10:05.426

911

Christophe Lapierre

Porsche

PROAM

Sébastien Loeb Racing

Lap	D	Time	Sector 1	Sector 2	Sector 3	T. Spd	Elapsed
1		14:34:59.824	14:33:11.024	1:03.244	45.556	114.0	14:34:59.824
2		2:10.474	38.599	48.503	43.372	204.5	14:37:10.298
3		1:53.074	32.545	43.267	37.262	267.3	14:39:03.372
4		1:52.763	32.080	43.438	37.245	267.9	14:40:56.135
5		1:52.100	31.899	43.140	37.061	270.6	14:42:48.235
6		2:07.804	32.024	54.377	41.403	272.0	14:44:56.039
7		1:52.908	32.504	43.173	37.231	269.3	14:46:48.947
8		1:52.496	32.082	43.438	36.976	268.6	14:48:41.443
9		2:16.424 P	36.950	44.866	54.608	206.5	14:50:57.867
10		4:01.795	2:36.018	44.505	41.272	117.5	14:54:59.662
11		1:58.044	37.176	43.592	37.276	264.0	14:56:57.706
12		1:51.595	32.131	42.942	36.522	267.3	14:58:49.301
13		1:51.029	31.692	42.750	36.587	270.0	15:00:40.330
14		2:10.728 P	33.628	43.700	53.400	270.6	15:02:51.058
15		4:00.027	2:37.280	45.481	37.266	197.4	15:06:51.085
16		1:57.186	33.720	44.718	38.748	269.3	15:08:48.271
17		1:51.336	31.740	42.688	36.908	267.9	15:10:39.607
18		1:51.440	31.628	42.917	36.895	270.0	15:12:31.047
19		2:30.867 P	37.923	50.172	1:02.772	196.3	15:15:01.914



Circuit de Barcelona
Porsche Carrera Cup France
Free Practice - 2
Best Sectors Results



Sector - 1				Sector - 2				Sector - 3				Ideal Lap vs Best Lap			
Clas	Nº	Driver	Time	Nº	Driver	Time	Nº	Driver	Time	Clas	Nº	Driver	Ideal Lap	Best Lap	Clas
1	91	Jaxon Evans	31.161	69	Florian Latorre	42.088	91	Jaxon Evans	36.056	1	91	Jaxon Evans	1:49.429	1:49.717	4
2	69	Florian Latorre	31.224	5	Adam Eteki	42.089	85	Hugo Chevalier	36.111	2	69	Florian Latorre	1:49.504	1:49.567	1
3	85	Hugo Chevalier	31.255	85	Hugo Chevalier	42.142	1	Ayhancan Güven	36.179	3	85	Hugo Chevalier	1:49.508	1:49.599	2
4	1	Ayhancan Güven	31.305	87	Richard Wagner	42.187	69	Florian Latorre	36.192	4	1	Ayhancan Güven	1:49.672	1:49.704	3
5	27	Jean-Baptiste	31.345	1	Ayhancan Güven	42.188	5	Adam Eteki	36.225	5	5	Adam Eteki	1:49.681	1:49.750	5
6	23	Marvin Klein	31.350	23	Marvin Klein	42.204	87	Richard Wagner	36.242	6	23	Marvin Klein	1:49.860	1:50.049	6
7	5	Adam Eteki	31.367	91	Jaxon Evans	42.212	20	Victor Weyrich	36.258	7	27	Jean-Baptiste	1:49.935	1:50.159	8
8	74	Victor Blugeon	31.460	27	Jean-Baptiste	42.234	23	Marvin Klein	36.306	8	87	Richard Wagner	1:49.991	1:50.151	7
9	99	Ugo Gazil	31.465	20	Victor Weyrich	42.339	74	Victor Blugeon	36.332	9	20	Victor Weyrich	1:50.156	1:50.392	11
10	55	Nicolas Misslin	31.495	991	Ugo Gazil	42.351	27	Jean-Baptiste	36.356	10	991	Ugo Gazil	1:50.195	1:50.195	9
11	26	Emil Caumes	31.500	55	Nicolas Misslin	42.384	991	Ugo Gazil	36.379	11	74	Victor Blugeon	1:50.198	1:50.198	10
12	20	Victor Weyrich	31.559	74	Victor Blugeon	42.406	55	Nicolas Misslin	36.431	12	55	Nicolas Misslin	1:50.310	1:50.684	12
13	87	Richard Wagner	31.562	33	Evan Spenle	42.606	911	Christophe Lapierre	36.522	13	33	Evan Spenle	1:50.778	1:51.004	13
14	33	Evan Spenle	31.576	11	Sylvain Noël	42.619	33	Evan Spenle	36.596	14	911	Christophe Lapierre	1:50.838	1:51.029	14
15	88	Stéphane Denoual	31.584	26	Emil Caumes	42.659	26	Emil Caumes	36.709	15	26	Emil Caumes	1:50.868	1:51.056	15
16	91	Christophe Lapierre	31.628	911	Christophe Lapierre	42.688	11	Sylvain Noël	36.713	16	11	Sylvain Noël	1:51.028	1:51.420	16
17	11	Sylvain Noël	31.696	59	Maxence Maurice	42.764	88	Stéphane Denoual	36.899	17	88	Stéphane Denoual	1:51.478	1:51.612	17
18	7	Jérôme Boullery	31.725	4	Mathieu Blaise	42.902	30	Roland Berville	36.939	18	59	Maxence Maurice	1:51.680	1:52.065	20
19	30	Roland Berville	31.748	7	Jérôme Boullery	42.991	7	Jérôme Boullery	37.025	19	7	Jérôme Boullery	1:51.741	1:51.824	19
20	59	Maxence Maurice	31.783	88	Stéphane Denoual	42.995	888	François Lansard	37.110	20	30	Roland Berville	1:51.749	1:51.749	18
21	88	François Lansard	31.791	44	Franck Leherpeur	43.007	59	Maxence Maurice	37.133	21	4	Mathieu Blaise	1:51.964	1:52.171	21
22	4	Mathieu Blaise	31.874	30	Roland Berville	43.062	4	Mathieu Blaise	37.188	22	888	François Lansard	1:52.082	1:52.202	22
23	44	Franck Leherpeur	32.064	888	François Lansard	43.181	44	Franck Leherpeur	37.362	23	44	Franck Leherpeur	1:52.433	1:52.726	23



Circuito de Barcelona
Porsche Carrera Cup France
Free Practice - 2
Best 5 Lap Times



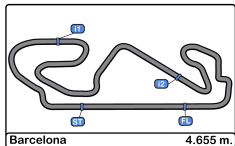
Cls	N°	Driver	Nat	Team	Class	Best 1		Best 2		Best 3		Best 4		Best 5	
						Time	Lap	Time	Lap	Time	Lap	Time	Lap	Time	Lap
1	69	Florian Latorre	FRA	CLRT	PRO	1:49.567	10	1:49.648	4	1:49.878	14	1:49.900	13	1:50.165	16
2	85	Hugo Chevalier	FRA	CLRT	PRO	1:49.599	5	1:49.636	4	1:49.781	6	1:49.782	7	1:50.143	8
3	1	Ayhancan Güven	TUR	Martinet by AI	PRO	1:49.704	5	1:49.986	10	1:50.025	4	1:50.048	6	1:50.068	8
4	91	Jaxon Evans	NZL	BWT Lechner	PRO	1:49.717	12	1:49.728	9	1:49.816	8	1:50.166	15	1:50.195	14
5	5	Adam Eteki	FRA	CLRT	PRO	1:49.750	8	1:49.888	9	1:50.036	14	1:50.464	10	1:50.548	11
6	23	Marvin Klein	FRA	Martinet by AI	PRO	1:50.049	4	1:50.184	6	1:50.220	5	1:50.613	3	1:50.796	14
7	87	Richard Wagner	DEU	BWT Lechner	PRO	1:50.151	4	1:50.401	3	1:50.603	12	1:50.652	6	1:50.718	14
8	27	Jean-Baptiste Simmenauer	FRA	BWT Lechner	PRO	1:50.159	4	1:50.259	5	1:50.426	7	1:50.757	14	1:50.774	12
9	99	Ugo Gazil	FRA	Pierre Martinet	PRO	1:50.195	4	1:50.600	7	1:50.621	8	1:50.780	6	1:50.954	9
10	74	Victor Blugeon	FRA	Pierre Martinet	PRO	1:50.198	5	1:50.519	3	1:50.715	9	1:50.779	8	1:50.915	10
11	20	Victor Weyrich	FRA	Pierre Martinet	PRO	1:50.392	5	1:50.471	4	1:50.670	7	1:50.710	8	1:50.747	9
12	55	Nicolas Misslin	FRA	BWT Lechner	PROA	1:50.684	10	1:50.742	12	1:50.763	13	1:50.992	14	1:50.994	3
13	33	Evan Spenle	FRA	Sébastien Loe	PRO	1:51.004	11	1:51.265	13	1:51.391	15	1:51.482	14	1:51.526	19
14	91	Christophe Lapierre	FRA	Sébastien Loe	PROA	1:51.029	13	1:51.336	17	1:51.440	18	1:51.595	12	1:52.100	5
15	26	Emil Caumes	FRA	CLRT	AM	1:51.056	13	1:51.334	11	1:51.438	7	1:51.442	5	1:51.707	12
16	11	Sylvain Noël	FRA	Racing Techno	PROA	1:51.420	12	1:51.422	6	1:51.486	5	1:51.616	7	1:51.617	13
17	88	Stéphane Denoual	FRA	Martinet by AI	PROA	1:51.612	5	1:51.675	6	1:52.120	9	1:52.190	4	1:52.212	7
18	30	Roland Berville	FRA	Pierre Martinet	PROA	1:51.749	7	1:52.405	8	1:52.705	14	1:52.796	9	1:52.896	5
19	7	Jérôme Boullery	FRA	Racing Techno	PROA	1:51.824	6	1:51.856	5	1:52.474	11	1:52.556	17	1:52.818	10
20	59	Maxence Maurice	FRA	IMSA Performa	AM	1:52.065	3	1:52.284	7	1:52.595	5	1:52.639	13	1:52.849	10
21	4	Mathieu Blaise	FRA	Racing Techno	AM	1:52.171	6	1:52.222	12	1:52.242	14	1:52.351	4	1:52.352	13
22	88	François Lansard	FRA	CLRT	AM	1:52.202	5	1:52.320	10	1:52.451	11	1:52.562	4	1:52.955	3
23	44	Franck Leherpeur	FRA	Racing Techno	AM	1:52.726	13	1:52.945	14	1:53.110	16	1:53.260	15	1:53.273	18



Circuito de Barcelona
Porsche Carrera Cup France
Free Practice - 2
Best 5 Top Speeds

PORSCHE
CARRERA CUP
FRANCE

Cls	N°	Driver	Nat	Team	Class	Top 1		Top 2		Top 3		Top 4		Top 5		Avg
						Km/h	Lap	Km/h	Lap	Km/h	Lap	Km/h	Lap	Km/h	Lap	
1	1	Ayhancan Güven	TUR	Martinet by AI	PRO	274.1	15	273.4	14	272.0	13	272.0	17	271.3	16	272.5
2	23	Marvin Klein	FRA	Martinet by AI	PRO	274.1	15	272.7	13	272.7	14	271.3	12	270.0	6	272.1
3	27	Jean-Baptiste Simmenauer	FRA	BWT Lechner	PRO	272.7	13	271.3	12	271.3	15	270.6	3	270.6	14	271.3
4	74	Victor Blugeon	FRA	Pierre Martinet	PRO	272.7	4	272.0	18	270.6	16	270.6	17	270.0	13	271.2
5	87	Richard Wagner	DEU	BWT Lechner	PRO	272.7	5	271.3	6	271.3	11	270.6	7	270.0	13	271.2
6	91	Jaxon Evans	NZL	BWT Lechner	PRO	272.7	16	271.3	5	271.3	10	270.6	13	270.6	17	271.3
7	99	Ugo Gazil	FRA	Pierre Martinet	PRO	272.7	15	270.6	16	270.0	14	270.0	17	268.6	13	270.4
8	20	Victor Weyrich	FRA	Pierre Martinet	PRO	272.0	16	271.3	17	271.3	18	270.6	15	270.0	14	271.0
9	59	Maxence Maurice	FRA	IMSA Performa	AM	272.0	13	271.3	6	271.3	12	270.6	14	270.0	5	271.0
10	85	Hugo Chevalier	FRA	CLRT	PRO	272.0	10	271.3	15	271.3	17	270.6	9	270.6	14	271.2
11	88	François Lansard	FRA	CLRT	AM	272.0	4	272.0	5	270.6	6	270.6	13	269.3	7	270.9
12	91	Christophe Lapierre	FRA	Sébastien Loe	PROA	272.0	6	270.6	5	270.6	14	270.0	13	270.0	18	270.6
13	5	Adam Eteki	FRA	CLRT	PRO	271.3	5	270.6	4	270.6	11	270.6	12	270.0	10	270.6
14	26	Emil Caumes	FRA	CLRT	AM	271.3	14	270.6	7	270.6	8	270.6	17	269.3	13	270.5
15	55	Nicolas Misslin	FRA	BWT Lechner	PROA	271.3	14	271.3	15	270.6	3	270.0	6	270.0	12	270.6
16	4	Mathieu Blaise	FRA	Racing Techno	AM	270.6	5	269.3	4	268.6	6	267.3	13	266.6	11	268.5
17	33	Evan Spenle	FRA	Sébastien Loe	PRO	270.0	14	270.0	16	268.6	19	267.9	5	267.9	6	268.9
18	44	Franck Leherpeur	FRA	Racing Techno	AM	270.0	13	270.0	14	269.3	4	269.3	15	268.6	5	269.4
19	88	Stéphane Denoual	FRA	Martinet by AI	PROA	270.0	5	270.0	6	268.6	4	268.6	19	267.9	7	269.0
20	7	Jérôme Boullery	FRA	Racing Techno	PROA	269.3	6	269.3	8	268.6	5	268.6	7	268.6	12	268.9
21	11	Sylvain Noël	FRA	Racing Techno	PROA	269.3	5	269.3	7	269.3	14	268.6	4	268.6	6	269.0
22	30	Roland Berville	FRA	Pierre Martinet	PROA	267.9	7	267.9	9	266.6	8	266.6	10	266.6	16	267.1
23	69	Florian Latorre	FRA	CLRT	PRO	267.9	5	267.9	11	267.9	15	267.9	16	267.3	4	267.8



Circuit de Barcelona
Porsche Carrera Cup France
Free Practice - 2
Fastest Laps Sequence



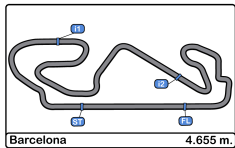
Lap	Time of Day	Session Time	N°	Driver	Nat	Team	Class	Time	Km/h
2	14:36:01.974	4:01.974	69	Florian Latorre	FRA	CLRT	PRO	1:50.247	152.0
4	14:39:43.392	7:43.392	69	Florian Latorre	FRA	CLRT	PRO	1:49.648	152.8
4	14:43:31.145	11:31.145	85	Hugo Chevalier	FRA	CLRT	PRO	1:49.636	152.8
5	14:45:20.744	13:20.744	85	Hugo Chevalier	FRA	CLRT	PRO	1:49.599	152.9
10	14:52:55.844	20:55.844	69	Florian Latorre	FRA	CLRT	PRO	1:49.567	152.9



Circuito de Barcelona
Porsche Carrera Cup France
Free Practice - 2
Event Best Maximum Speed

PORSCHE
CARRERA CUP
FRANCE

N°	Driver	Nat	Team	Class	Km/h	Session
1	Ayhancan Güven	TUR	Martinet by Alméras	PRO	274.1	Free Practice - 2
23	Marvin Klein	FRA	Martinet by Alméras	PRO	274.1	Free Practice - 2
33	Evan Spenle	FRA	Sébastien Loeb Racing	PRO	272.7	Free Practice - 1
85	Hugo Chevalier	FRA	CLRT	PRO	272.7	Free Practice - 1
7	Jérôme Boullery	FRA	Racing Technology	PROAM	272.7	Free Practice - 1
74	Victor Blugeon	FRA	Pierre Martinet by Alméras	PRO	272.7	Free Practice - 2
87	Richard Wagner	DEU	BWT Lechner Racing	PRO	272.7	Free Practice - 2
991	Ugo Gazil	FRA	Pierre Martinet by Alméras	PRO	272.7	Free Practice - 2
27	Jean-Baptiste Simmenauer	FRA	BWT Lechner Racing	PRO	272.7	Free Practice - 2
91	Jaxon Evans	NZL	BWT Lechner Racing	PRO	272.7	Free Practice - 2
888	François Lansard	FRA	CLRT	AM	272.0	Free Practice - 2
911	Christophe Lapierre	FRA	Sébastien Loeb Racing	PROAM	272.0	Free Practice - 2
59	Maxence Maurice	FRA	IMSA Performance	AM	272.0	Free Practice - 2
20	Victor Weyrich	FRA	Pierre Martinet by Alméras	PRO	272.0	Free Practice - 2
55	Nicolas Misslin	FRA	BWT Lechner Racing	PROAM	271.3	Free Practice - 1
69	Florian Latorre	FRA	CLRT	PRO	271.3	Free Practice - 1
5	Adam Eteki	FRA	CLRT	PRO	271.3	Free Practice - 2
26	Emil Caumes	FRA	CLRT	AM	271.3	Free Practice - 2
4	Mathieu Blaise	FRA	Racing Technology	AM	270.6	Free Practice - 2
88	Stéphane Denoual	FRA	Martinet by Alméras	PROAM	270.0	Free Practice - 1
11	Sylvain Noël	FRA	Racing Technology	PROAM	270.0	Free Practice - 1
44	Franck Leherpeur	FRA	Racing Technology	AM	270.0	Free Practice - 2
30	Roland Berville	FRA	Pierre Martinet by Alméras	PROAM	267.9	Free Practice - 2



Circuito de Barcelona
Porsche Carrera Cup France
Free Practice - 2
Pit Stop Analysis



1 Ayhancan Güven PRO Martinet by Alm ras

Porsche

Nr.	In Day Time	In Time	Out Time	Pit Time	T. Pit Time	Handicap	Penalty
1	14:35:14.459	14:35:14.459	14:35:41.294	26.835	26.835		
2	14:38:04.748	14:38:04.748	14:38:30.331	25.583	52.418		

4 Mathieu Blaise AM Racing Technology

Porsche

Nr.	In Day Time	In Time	Out Time	Pit Time	T. Pit Time	Handicap	Penalty
1	14:47:00.184	14:47:00.184	14:50:16.191	3:16.007	3:16.007		

5 Adam Eteki PRO CLRT

Porsche

Nr.	In Day Time	In Time	Out Time	Pit Time	T. Pit Time	Handicap	Penalty
1	14:41:50.783	14:41:50.783	14:47:31.321	5:40.538	5:40.538		
2	15:00:47.040	15:00:47.040	15:07:03.005	6:15.965	11:56.503		

7 J r me Boullery PROAM Racing Technology

Porsche

Nr.	In Day Time	In Time	Out Time	Pit Time	T. Pit Time	Handicap	Penalty
1	14:48:30.904	14:48:30.904	14:51:33.807	3:02.903	3:02.903		
2	15:01:47.354	15:01:47.354	15:03:49.329	2:01.975	5:04.878		

11 Sylvain No l PROAM Racing Technology

Porsche

Nr.	In Day Time	In Time	Out Time	Pit Time	T. Pit Time	Handicap	Penalty
1	14:48:54.873	14:48:54.873	14:55:11.677	6:16.804	6:16.804		

20 Victor Weyrich PRO Pierre Martinet by Alm ras

Porsche

Nr.	In Day Time	In Time	Out Time	Pit Time	T. Pit Time	Handicap	Penalty
1	14:34:52.382	14:34:52.382	14:35:25.949	33.567	33.567		
2	14:37:27.794	14:37:27.794	14:37:54.746	26.952	1:00.519		

23 Marvin Klein PRO Martinet by Alm ras

Porsche

Nr.	In Day Time	In Time	Out Time	Pit Time	T. Pit Time	Handicap	Penalty
1	14:45:28.786	14:45:28.786	14:53:39.374	8:10.588	8:10.588		

26 Emil Caumes AM CLRT

Porsche

Nr.	In Day Time	In Time	Out Time	Pit Time	T. Pit Time	Handicap	Penalty
1	14:47:59.127	14:47:59.127	14:51:16.353	3:17.226	3:17.226		
2	15:02:33.396	15:02:33.396	15:05:48.517	3:15.121	6:32.347		

27 Jean-Baptiste Simmenauer PRO BWT Lechner Racing

Porsche

Nr.	In Day Time	In Time	Out Time	Pit Time	T. Pit Time	Handicap	Penalty
1	14:50:03.693	14:50:03.693	14:54:11.051	4:07.358	4:07.358		

30 Roland Berville PROAM Pierre Martinet by Alm ras

Porsche

Nr.	In Day Time	In Time	Out Time	Pit Time	T. Pit Time	Handicap	Penalty
1	14:35:03.799	14:35:03.799	14:35:31.422	27.623	27.623		

2 14:37:44.902 14:37:44.902 14:38:12.589 27.687 55.310

33 Evan Spenle PRO S bastien Loeb Racing

Porsche

Nr.	In Day Time	In Time	Out Time	Pit Time	T. Pit Time	Handicap	Penalty
1	14:48:06.136	14:48:06.136	14:50:21.313	2:15.177	2:15.177		
2	15:05:28.727	15:05:28.727	15:07:41.447	2:12.720	4:27.897		

44 Franck Leherpeur AM Racing Technology

Porsche

Nr.	In Day Time	In Time	Out Time	Pit Time	T. Pit Time	Handicap	Penalty
1	14:50:29.115	14:50:29.115	14:55:53.583	5:24.468	5:24.468		

55 Nicolas Misslin PROAM BWT Lechner Racing

Porsche

Nr.	In Day Time	In Time	Out Time	Pit Time	T. Pit Time	Handicap	Penalty
1	14:50:32.557	14:50:32.557	14:54:40.762	4:08.205	4:08.205		
2	15:09:46.153	15:09:46.153	15:11:36.650	1:50.497	5:58.702		

59 Maxence Maurice AM IMSA Performance

Porsche

Nr.	In Day Time	In Time	Out Time	Pit Time	T. Pit Time	Handicap	Penalty
1	14:48:42.025	14:48:42.025	14:50:34.942	1:52.917	1:52.917		
2	15:05:53.217	15:05:53.217	15:06:47.988	54.771	2:47.688		

69 Florian Latorre PRO CLRT

Porsche

Nr.	In Day Time	In Time	Out Time	Pit Time	T. Pit Time	Handicap	Penalty
1	14:41:37.460	14:41:37.460	14:43:35.143	1:57.683	1:57.683		
2	14:54:56.427	14:54:56.427	15:02:59.123	8:02.696	10:00.379		

74 Victor Blugeon PRO Pierre Martinet by Alm ras

Porsche

Nr.	In Day Time	In Time	Out Time	Pit Time	T. Pit Time	Handicap	Penalty
1	14:34:49.884	14:34:49.884	14:35:24.599	34.715	34.715		

85 Hugo Chevalier PRO CLRT

Porsche

Nr.	In Day Time	In Time	Out Time	Pit Time	T. Pit Time	Handicap	Penalty
1	14:34:19.994	14:34:19.994	14:36:08.639	1:48.645	1:48.645		
2	14:38:11.528	14:38:11.528	14:39:40.553	1:29.025	3:17.670		

87 Richard Wagner PRO BWT Lechner Racing

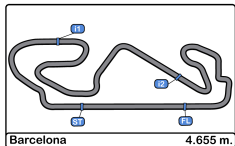
Porsche

Nr.	In Day Time	In Time	Out Time	Pit Time	T. Pit Time	Handicap	Penalty
1	14:50:29.782	14:50:29.782	14:54:01.754	3:31.972	3:31.972		

88 S phane Denoual PROAM Martinet by Alm ras

Porsche

Nr.	In Day Time	In Time	Out Time	Pit Time	T. Pit Time	Handicap	Penalty
1	14:35:16.883	14:35:16.883	14:35:42.661	25.778	25.778		
2	14:38:07.900	14:38:07.900	14:38:37.723	29.823	55.601		



Circuito de Barcelona
Porsche Carrera Cup France
Free Practice - 2
Pit Stop Analysis

PORSCHE
CARRERA CUP
FRANCE

91 Jaxon Evans PRO BWT Lechner Racing

Porsche

Nr.	In Day Time	In Time	Out Time	Pit Time	T. Pit Time	Handicap	Penalty
1	14:42:59.354	14:42:59.354	14:46:56.924	3:57.570	3:57.570		
2	14:56:30.077	14:56:30.077	14:58:40.527	2:10.450	6:08.020		

888 François Lansard AM CLRT

Porsche

Nr.	In Day Time	In Time	Out Time	Pit Time	T. Pit Time	Handicap	Penalty
1	14:46:47.264	14:46:47.264	14:54:46.137	7:58.873	7:58.873		

911 Christophe Lapierre PROAM Sébastien Loeb Racing

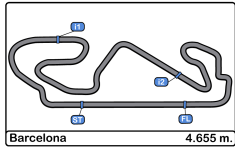
Porsche

Nr.	In Day Time	In Time	Out Time	Pit Time	T. Pit Time	Handicap	Penalty
1	14:50:55.431	14:50:55.431	14:52:54.256	1:58.825	1:58.825		
2	15:02:48.220	15:02:48.220	15:04:54.633	2:06.413	4:05.238		

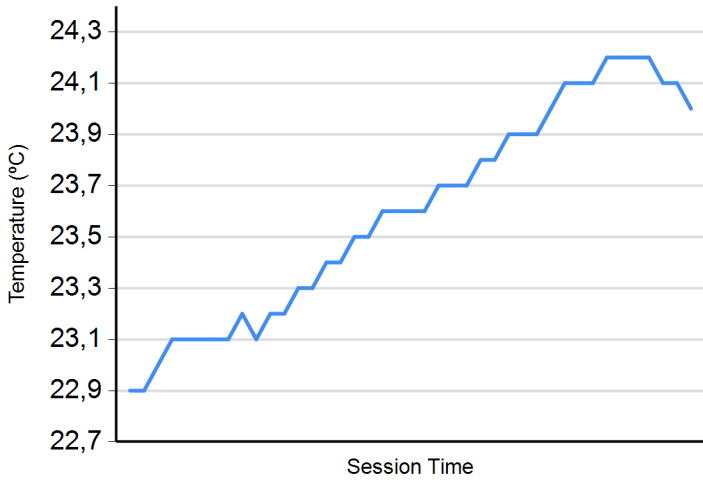
991 Ugo Gazil PRO Pierre Martinet by Alméras

Porsche

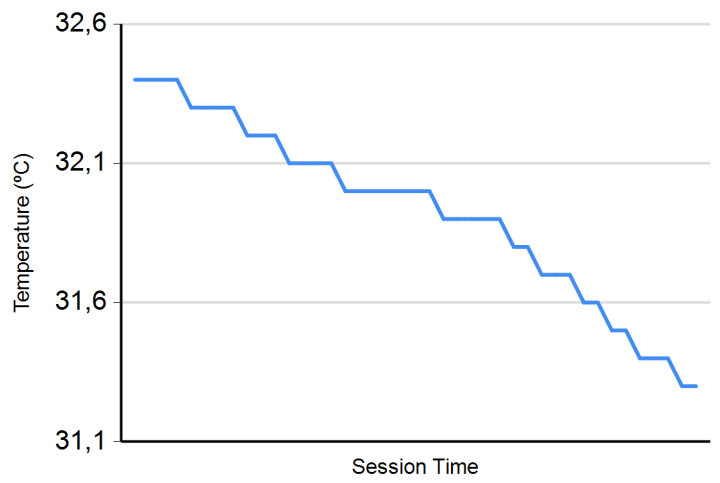
Nr.	In Day Time	In Time	Out Time	Pit Time	T. Pit Time	Handicap	Penalty
1	14:34:43.870	14:34:43.870	14:35:11.292	27.422	27.422		
2	14:37:24.381	14:37:24.381	14:37:52.582	28.201	55.623		



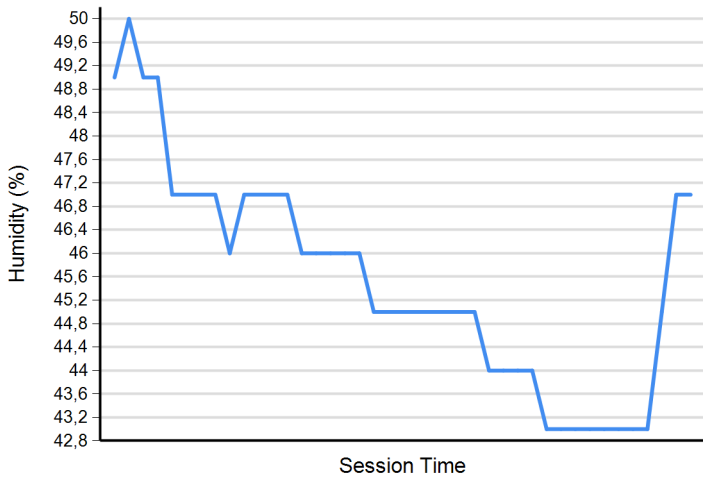
Air Temperature



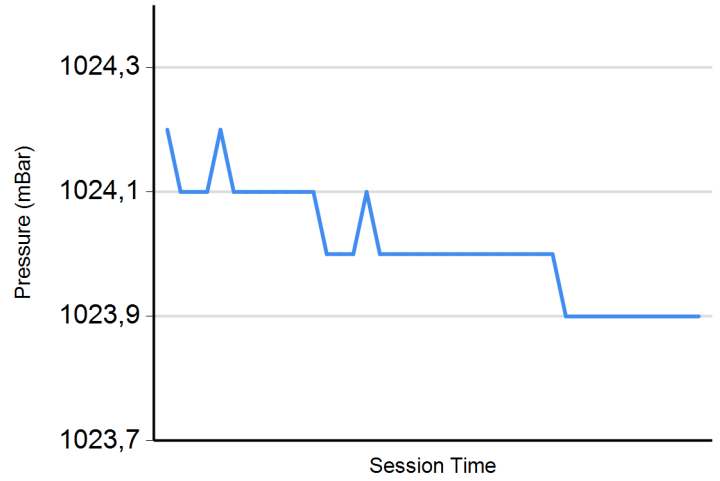
Track Temperature

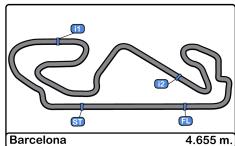


Humidity



Pressure






Circuito de Barcelona
Porsche Carrera Cup France
Free Practice 1 - 2
Combined Results



Cls	N°	Driver	Nat	Team	Class	Cls	Laps	Free Practice - 1	Free Practice - 2	Best	Gap	Interval	Km/h		
1	69	Florian Latorre	FRA	CLRT	PRO	1	35	1:49.189	4	1:49.567	10	1:49.189	153.4		
2	85	Hugo Chevalier	FRA	CLRT	PRO	2	37	1:49.388	5	1:49.599	5	1:49.388	0.199	0.199	153.1
3	1	Ayhancan Güven	TUR	Martinet by Alméras	PRO	3	40	1:49.536	16	1:49.704	5	1:49.536	0.347	0.148	152.9
4	91	Jaxon Evans	NZL	BWT Lechner Racing	PRO	4	35	1:49.817	14	1:49.717	12	1:49.717	0.528	0.181	152.7
5	5	Adam Eteki	FRA	CLRT	PRO	5	34	1:50.302	5	1:49.750	8	1:49.750	0.561	0.033	152.6
6	74	Victor Blugeon	FRA	Pierre Martinet by Alméras	PRO	6	34	1:49.834	4	1:50.198	5	1:49.834	0.645	0.084	152.5
7	23	Marvin Klein	FRA	Martinet by Alméras	PRO	7	31	1:49.837	3	1:50.049	4	1:49.837	0.648	0.003	152.5
8	87	Richard Wagner	DEU	BWT Lechner Racing	PRO	8	29	1:49.980	11	1:50.151	4	1:49.980	0.791	0.143	152.3
9	27	Jean-Baptiste	FRA	BWT Lechner Racing	PRO	9	32	1:50.027	15	1:50.159	4	1:50.027	0.838	0.047	152.3
10	991	Ugo Gazil	FRA	Pierre Martinet by Alméras	PRO	10	38	1:50.292	12	1:50.195	4	1:50.195	1.006	0.168	152.0
11	11	Sylvain Noël	FRA	Racing Technology	PROAM	1	34	1:50.281	5	1:51.420	12	1:50.281	1.092	0.086	151.9
12	20	Victor Weyrich	FRA	Pierre Martinet by Alméras	PRO	11	35	1:51.059	5	1:50.392	5	1:50.392	1.203	0.111	151.8
13	55	Nicolas Misslin	FRA	BWT Lechner Racing	PROAM	2	29	1:50.781	11	1:50.684	10	1:50.684	1.495	0.292	151.4
14	33	Evan Spenle	FRA	Sébastien Loeb Racing	PRO	12	39	1:50.766	18	1:51.004	11	1:50.766	1.577	0.082	151.2
15	26	Emil Caumes	FRA	CLRT	AM	1	34	1:50.795	11	1:51.056	13	1:50.795	1.606	0.029	151.2
16	911	Christophe Lapierre	FRA	Sébastien Loeb Racing	PROAM	3	38	1:50.797	5	1:51.029	13	1:50.797	1.608	0.002	151.2
17	88	Stéphane Denoual	FRA	Martinet by Alméras	PROAM	4	36	1:51.857	15	1:51.612	5	1:51.612	2.423	0.815	150.1
18	30	Roland Berville	FRA	Pierre Martinet by Alméras	PROAM	5	39	1:51.709	17	1:51.749	7	1:51.709	2.520	0.097	150.0
19	7	Jérôme Boullery	FRA	Racing Technology	PROAM	6	36	1:51.816	5	1:51.824	6	1:51.816	2.627	0.107	149.8
20	59	Maxence Maurice	FRA	IMSA Performance	AM	2	37	1:52.652	13	1:52.065	3	1:52.065	2.876	0.249	149.5
21	4	Mathieu Blaise	FRA	Racing Technology	AM	3	33	1:52.378	5	1:52.171	6	1:52.171	2.982	0.106	149.3
22	44	Franck Leherpeur	FRA	Racing Technology	AM	4	37	1:52.186	11	1:52.726	13	1:52.186	2.997	0.015	149.3
23	888	François Lansard	FRA	CLRT	AM	5	29	1:52.488	4	1:52.202	5	1:52.202	3.013	0.016	149.3

Published at:.....

Stewards:	Race Director:	Timekeeper: 
------------------	-----------------------	---