

Spa Francorchamps
International GT Open
Free Practice - 3 - Bronze drivers -
Provisional Results



Cls	Nº	Entrant/Team	Nat	Driver 1	Nat	Driver 2	Nat	Vehicle	Cat	Cls	Laps	Best	Time	Gap	Interval	Km/h
1	59	Teo Martín Motorsport	ESP	Miguel Ramos	PRT	Henrique Chaves	PRT	McLaren 720 S GT3	PRO	1	21	19	2:16.968			184.0
2	97	Oman Racing by TF Sport	OMN	Ahmad Al Harthy	OMN	Tom Canning	GBR	Aston Martin Vantage GT3	PROAM	1	18	13	2:17.731	0.763	0.763	183.0
3	44	GetSpeed Performance	DEU	Florian Scholze	DEU	Jens Liebhauser	DEU	Mercedes AMG GT3	AM	1	20	19	2:18.231	1.263	0.500	182.4
4	20	SPS Automotive Performance	DEU	Valentin Pierburg	DEU	Nicholas Foster	AUS	Mercedes AMG GT3 - 2020	PROAM	2	20	13	2:18.310	1.342	0.079	182.3
5	16	Teo Martín Motorsport	ESP	Marcelo Hahn	BRA	Fran Rueda	ESP	McLaren 720 S GT3	PROAM	3	19	15	2:18.392	1.424	0.082	182.1
6	34	TF Sport	GBR	Salih Yoluc	TUR	Charlie Eastwood	IRL	Aston Martin Vantage GT3	PRO	2	19	15	2:18.449	1.481	0.057	182.1
7	88	JP Motorsport	POL	Patryk Krupinski	POL	Christian Klien	AUT	Mercedes AMG GT3 - 2016	PROAM	4	20	15	2:19.102	2.134	0.653	181.2
8	72	Optimum Motorsport	GBR	Nick Moss	GBR	Joe Osborne	GBR	McLaren 720 S GT3	PROAM	5	19	18	2:20.331	3.363	1.229	179.6
9	48	AF Corse / APM Monaco	ITA	Stephane Ortelli	MCO	Angelo Negro	ITA	Ferrari 488 GT3	PROAM	6	19	18	2:20.630	3.662	0.299	179.2
10	22	PZ Oberer Zürichsee by TFT	CHE	Niki Leutwiler	CHE			Porsche GT3-R	AM	2	15	10	2:20.733	3.765	0.103	179.1
11	7	Optimum Motorsport	GBR	Brendan Iribe	USA	Ollie Millroy	GBR	McLaren 720 S GT3	PROAM	7	13	4	2:21.263	4.295	0.530	178.4

CAR 34 TIME 2:20.393 DELETED TRACK LIMITS AT T9
 CAR 16 TIME 2:22.342 DELETED TRACK LIMITS AT T 3
 CAR 44 TIME 2:52.951 DELETED TRACK LIMITS AT T17
 CAR 34 TIME 2:19.754 DELETED TRACK LIMITS AT T9
 CAR 7 TIME 2:24.305 DELETED TRACK LIMITS AT T3
 CAR 60 TIME 2:57.445 DELETED TRACK LIMITS AT T17
 CAR 16 TIME 2:21.908 DELETED TRACK LIMITS AT T17
 CAR 34 TIME 2:24.030 DELETED TRACK LIMITS AT T4
 CAR 72 TIME 2:22.792 DELETED TRACK LIMITS AT T9
 CAR 7 TIME 2:21.693 DELETED TRACK LIMITS AT T4
 CAR 88 TIME 2:18.791 DELETED TRACK LIMITS AT T4
 CAR 10 TIME 2:29.826 DELETED TRACK LIMITS AT T4
 CAR 10 TIME 2:29.544 DELETED TRACK LIMITS AT T9

Published at:.....

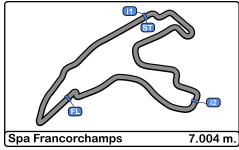
Track Temp: 9.9 °C Air Temp: 8.9 °C Humidity: 82 % Track Status: DRY

Stewards:	Race Director:	Timekeeper:
-----------	----------------	-------------



CIRCUIT DE SPA FRANCORCHAMPS





Spa Francorchamps
International GT Open
Free Practice - 3 - Bronze drivers -
Provisional Results by Class



Cls	Nº	Entrant/Team	Nat	Driver 1	Nat	Driver 2	Nat	Vehicle	Cat	Cls	Laps	Best	Time	Gap	Interval	Km/h
PRO																
1	59	Teo Martín Motorsport	ESP	Miguel Ramos	PRT	Henrique Chaves	PRT	McLaren 720 S GT3	PRO	1	21	19	2:16.968			184.0
2	34	TF Sport	GBR	Salih Yoluc	TUR	Charlie Eastwood	IRL	Aston Martin Vantage GT3	PRO	2	19	15	2:18.449	1.481	1.481	182.1
PROAM																
1	97	Oman Racing by TF Sport	OMN	Ahmad Al Harthy	OMN	Tom Canning	GBR	Aston Martin Vantage GT3	PROAM	1	18	13	2:17.731			183.0
2	20	SPS Automotive Performance	DEU	Valentin Pierburg	DEU	Nicholas Foster	AUS	Mercedes AMG GT3 - 2020	PROAM	2	20	13	2:18.310	0.579	0.579	182.3
3	16	Teo Martín Motorsport	ESP	Marcelo Hahn	BRA	Fran Rueda	ESP	McLaren 720 S GT3	PROAM	3	19	15	2:18.392	0.661	0.082	182.1
4	88	JP Motorsport	POL	Patryk Krupinski	POL	Christian Klien	AUT	Mercedes AMG GT3 - 2016	PROAM	4	20	15	2:19.102	1.371	0.710	181.2
5	72	Optimum Motorsport	GBR	Nick Moss	GBR	Joe Osborne	GBR	McLaren 720 S GT3	PROAM	5	19	18	2:20.331	2.600	1.229	179.6
6	48	AF Corse / APM Monaco	ITA	Stephane Ortelli	MCO	Angelo Negro	ITA	Ferrari 488 GT3	PROAM	6	19	18	2:20.630	2.899	0.299	179.2
7	7	Optimum Motorsport	GBR	Brendan Iribe	USA	Ollie Millroy	GBR	McLaren 720 S GT3	PROAM	7	13	4	2:21.263	3.532	0.633	178.4
AM																
1	44	GetSpeed Performance	DEU	Florian Scholze	DEU	Jens Liebhauser	DEU	Mercedes AMG GT3	AM	1	20	19	2:18.231			182.4
2	22	PZ Oberer Zürichsee by TFT	CHE	Niki Leutwiler	CHE			Porsche GT3-R	AM	2	15	10	2:20.733	2.502	2.502	179.1

Published at:.....

Track Temp: 9.9 °C Air Temp: 8.9 °C Humidity: 82 % Track Status: DRY

Stewards:	Race Director:	Timekeeper:
------------------	-----------------------	--------------------





Spa Francorchamps
International GT Open
Free Practice - 3 - Bronze drivers -
Lap Analysis



7 1 Brendan Iribe McLaren 720 S GT3

PROAM 2 Ollie Millroy Optimum Motorsport

Lap	D	Time	Sector 1	Sector 2	Sector 3	T. Spd	Elapsed
1		16:35:01.221	16:33:13.056	1:09.817	38.348	203.7	16:35:01.221
2		2:24.305	40.262		3:02.653	262.7	16:37:25.526
3		2:22.504	40.246		5:25.157	264.7	16:39:48.030
4		<u>2:21.263</u>	39.656		7:46.420	267.3	16:42:09.293
5		2:24.107	39.683		10:10.527	267.3	16:44:33.400
6		2:21.558	39.947		12:32.085	265.3	16:46:54.958
7		2:30.961 P	40.011	1:06.131	44.819	265.3	16:49:25.919
8		6:11.855	4:27.317	1:07.437	37.101	264.0	16:55:37.774
9		2:22.908	40.230		3:00.009	264.7	16:58:00.682
10		2:21.693	<u>39.391</u>	<u>1:05.779</u>	<u>36.523</u>	267.3	17:00:22.375
11		2:24.424	40.031	1:07.643	36.750	266.0	17:02:46.799
12		2:22.409	39.847		2:59.159	265.3	17:05:09.208
13		2:30.182 P	39.403		5:29.341	267.9	17:07:39.390
14			14:58.038			247.1	

16 1 Marcelo Hahn McLaren 720 S GT3

PROAM 2 Fran Rueda Teo Martín Motorsport

Lap	D	Time	Sector 1	Sector 2	Sector 3	T. Spd	Elapsed
1		16:34:55.110	16:33:09.691	1:07.667	37.752	197.8	16:34:55.110
2		2:22.342	39.771	1:05.583	36.988	264.7	16:37:17.452
3		2:21.908	39.666	1:05.228	37.014	266.0	16:39:39.360
4		2:21.850	40.097	1:04.651	37.102	266.0	16:42:01.210
5		2:24.126	41.737	1:04.999	37.390	257.7	16:44:25.336
6		2:30.007 P	40.099	1:04.832	45.076	266.6	16:46:55.343
7		4:59.658	3:20.125	1:03.422	36.111	264.0	16:51:55.001
8		2:19.456	39.064	1:04.342	36.050	266.6	16:54:14.457
9		2:24.117	<u>38.885</u>	1:04.376	40.856	269.3	16:56:38.574
10		2:29.486	43.687	1:08.301	37.498	257.7	16:59:08.060
11		2:19.650	39.337	1:04.029	36.284	267.3	17:01:27.710
12		2:19.346	39.045	1:04.266	<u>36.035</u>	267.9	17:03:47.056
13		2:34.799 P	38.905	1:05.844	50.050	269.3	17:06:21.855
14		6:47.264	5:06.851	1:04.032	36.381	265.3	17:13:09.119
15		<u>2:18.392</u>	39.049	<u>1:03.294</u>	36.049	267.3	17:15:27.511
16		2:23.913	39.382	1:08.135	36.396	264.0	17:17:51.424
17		2:19.654	39.167	1:03.899	36.588	267.3	17:20:11.078
18		2:19.592	39.128	1:04.196	36.268	267.3	17:22:30.670
19		3:18.772 P	39.092	1:29.438	1:10.242	267.3	17:25:49.442

20 1 Valentin Pierburg Mercedes AMG GT3 - 2020

PROAM 2 Nicholas Foster SPS Automotive Performance

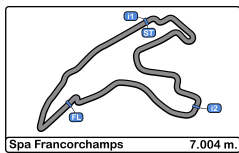
Lap	D	Time	Sector 1	Sector 2	Sector 3	T. Spd	Elapsed
1		16:35:37.292	16:33:49.721	1:09.030	38.541	252.3	16:35:37.292
2		2:25.214	40.247	1:07.169	37.798	260.2	16:38:02.506
3		2:23.515	40.057	1:05.923	37.535	258.9	16:40:26.021
4		2:22.084	39.972	1:05.166	36.946	258.9	16:42:48.105
5		2:28.601 P	39.916	1:05.318	43.367	259.6	16:45:16.706
6		3:11.118	1:28.685	1:05.932	36.501	252.9	16:48:27.824
7		2:18.805	39.429	1:03.308	36.068	260.2	16:50:46.629
8		2:19.222	39.636	1:03.422	36.164	260.2	16:53:05.851
9		2:18.672	39.417	1:03.140	36.115	258.9	16:55:24.523
10		2:25.967 P	39.374	1:04.036	42.557	260.2	16:57:50.490
11		4:18.783	2:30.498	1:10.466	37.819	232.7	17:02:09.273
12		2:18.666	39.259	1:03.385	<u>36.022</u>	261.5	17:04:27.939
13		<u>2:18.310</u>	<u>39.229</u>	<u>1:02.907</u>	36.174	260.8	17:06:46.249
14		2:20.452	39.330	1:03.044	38.078	261.5	17:09:06.701
15		2:25.345 P	39.312	1:03.229	42.804	260.8	17:11:32.046
16		4:50.972	3:09.425	1:05.143	36.404	256.5	17:16:23.018
17		2:19.932	39.723	1:03.773	36.436	258.9	17:18:42.950
18		2:24.442	42.935	1:04.941	36.566	211.3	17:21:07.392
19		2:20.532	39.623	1:04.063	36.846	261.5	17:23:27.924
20		3:19.208 P	39.456	1:07.362	1:32.390	262.1	17:26:47.132

22 1 Niki Leutwiler Porsche GT3-R

AM 2 PZ Oberer Zürichsee by TFT

Lap	D	Time	Sector 1	Sector 2	Sector 3	T. Spd	Elapsed
1		16:35:28.997	16:33:44.305	1:07.075	37.617	242.1	16:35:28.997
2		2:22.751	40.177	1:05.746	36.828	259.6	16:37:51.748
3		2:21.047	39.758	1:04.545	36.744	261.5	16:40:12.795
4		2:21.803	40.065	1:04.894	36.844	260.2	16:42:34.598
5		2:22.215	39.965	1:05.278	36.972	260.8	16:44:56.813
6		2:29.967 P	39.855	1:05.411	44.701	262.7	16:47:26.780
7		10:43.316	8:58.960	1:06.254	38.102	246.0	16:58:10.096
8		2:21.562	40.031	1:04.694	36.837	260.8	17:00:31.658
9		2:21.497	39.942	1:04.675	36.880	260.2	17:02:53.155
10		<u>2:20.733</u>	39.872	1:04.364	<u>36.497</u>	261.5	17:05:13.888
11		2:26.621 P	39.799	<u>1:04.198</u>	42.624	262.1	17:07:40.509
12		5:45.788	3:56.046	1:12.160	37.582	264.7	17:13:26.297
13		2:22.107	39.849	1:05.288	36.970	262.7	17:15:48.404
14		2:21.526	39.886	1:04.841	36.799	262.7	17:18:09.930
15		2:28.636 P	<u>39.680</u>	1:05.222	43.734	264.0	17:20:38.566





Spa Francorchamps
International GT Open
Free Practice - 3 - Bronze drivers -
Lap Analysis



34

1 Salih Yoluc Aston Martin Vantage GT3

48

1 Stephane Ortelli Ferrari 488 GT3

PRO 2 Charlie Eastwood TF Sport PROAM 2 Angelo Negro AF Corse / APM Monaco

Lap	D	Time	Sector 1	Sector 2	Sector 3	T. Spd	Elapsed	Lap	D	Time	Sector 1	Sector 2	Sector 3	T. Spd	Elapsed
1		16:34:42.503	16:32:56.423	1:08.069	38.011	243.2	16:34:42.503	1		16:35:35.313	16:33:40.783	1:14.342	40.188	183.6	16:35:35.313
2		2:20.393	39.359	1:04.484	36.550	261.5	16:37:02.896	2		2:28.909	41.457	1:09.154	38.298	255.9	16:38:04.222
3		2:19.754	39.317	1:04.329	36.108	263.4	16:39:22.650	3		2:28.035	40.579	1:07.282	40.174	259.6	16:40:32.257
4		2:24.030	39.200	1:05.522	39.308	265.3	16:41:46.680	4		2:27.220	40.993	1:07.200	39.027	260.8	16:42:59.477
5		2:18.866	38.917	1:03.903	36.046	266.0	16:44:05.546	5		2:26.268	41.170	1:06.817	38.281	246.5	16:45:25.745
6		2:32.788 P	41.770	1:05.798	45.220	259.6	16:46:38.334	6		2:23.830	40.731	1:05.448	37.651	260.8	16:47:49.575
7		5:26.236	3:43.828	1:05.226	37.182	258.3	16:52:04.570	7		2:23.855	40.318	1:05.288	38.249	262.7	16:50:13.430
8		2:19.404	39.285	1:04.028	36.091	264.0	16:54:23.974	8		2:23.242	40.581		3:01.491	260.8	16:52:36.672
9		2:19.780	38.964	1:04.535	36.281	266.0	16:56:43.754	9		2:22.998	40.422	1:05.169	37.407	261.5	16:54:59.670
10		2:31.804 P	38.948	1:05.171	47.685	267.9	16:59:15.558	10		2:22.398	40.383		2:59.805	262.1	16:57:22.068
11		6:07.525	4:25.224	1:04.953	37.348	257.7	17:05:23.083	11		2:23.000	40.105		5:22.805	261.5	16:59:45.068
12		2:19.887	39.414	1:04.264	36.209	262.7	17:07:42.970	12		2:37.210 P	43.249		8:00.015	254.1	17:02:22.278
13		2:20.142	39.149	1:03.707	37.286	264.7	17:10:03.112	13		7:22.718	5:39.677		15:22.733	254.7	17:09:44.996
14		2:19.104	39.188	1:03.837	36.079	264.7	17:12:22.216	14		2:21.297	40.076	1:04.390	36.831	262.1	17:12:06.293
15		2:18.449	38.928	1:03.727	35.794	266.0	17:14:40.665	15		2:22.973	39.792	1:04.612	38.569	264.0	17:14:29.266
16		2:28.233 P	38.976	1:05.146	44.111	265.3	17:17:08.898	16		2:21.188	40.221		2:59.757	260.8	17:16:50.454
17		3:41.630	2:00.321	1:04.893	36.416	255.9	17:20:50.528	17		2:21.175	39.951	1:04.337	36.887	263.4	17:19:11.629
18		2:19.522	39.154	1:03.229	37.139	264.0	17:23:10.050	18		2:20.630	39.829	1:04.259	36.542	261.5	17:21:32.259
19		2:43.247 P	38.915	1:16.507	47.825	266.6	17:25:53.297	19		4:29.688 P	40.816	1:05.438	2:43.434	260.2	17:26:01.947

44

1 Florian Scholze Mercedes AMG GT3

59

1 Miguel Ramos McLaren 720 S GT3

AM 2 Jens Liebhauser GetSpeed Performance PRO 2 Henrique Chaves Teo Martín Motorsport

Lap	D	Time	Sector 1	Sector 2	Sector 3	T. Spd	Elapsed	Lap	D	Time	Sector 1	Sector 2	Sector 3	T. Spd	Elapsed
1		16:35:01.168 P	16:33:07.873	1:08.210	45.085	248.2	16:35:01.168	1		16:34:50.632	16:33:07.212	1:06.213	37.207	251.7	16:34:50.632
2		2:52.954	1:09.608	1:06.395	36.948	257.7	16:37:54.119	2		2:20.988	39.632	1:04.952	36.404	265.3	16:37:11.620
3		2:22.634	40.101	1:05.794	36.739	257.7	16:40:16.753	3		2:19.205	39.331	1:03.918	35.956	267.3	16:39:30.825
4		2:29.993 P	39.806	1:05.855	44.332	259.6	16:42:46.746	4		2:19.242	39.180	1:04.086	35.976	267.9	16:41:50.067
5		4:12.394	2:30.802	1:05.205	36.387	255.9	16:46:59.140	5		2:19.118	39.116	1:04.036	35.966	269.3	16:44:09.185
6		2:20.200	39.312	1:04.276	36.612	262.1	16:49:19.340	6		2:33.960 P	39.103	1:07.737	47.120	257.1	16:46:43.145
7		2:19.301	39.173	1:03.976	36.152	261.5	16:51:38.641	7		3:18.298	1:36.070	1:03.901	38.327	265.3	16:50:01.443
8		2:20.100	39.228	1:04.202	36.670	260.8	16:53:58.741	8		2:17.258	38.958	1:02.808	35.492	266.6	16:52:18.701
9		2:29.916 P	39.555	1:05.549	44.812	261.5	16:56:28.657	9		2:17.181	38.983	1:02.603	35.595	267.3	16:54:35.882
10		5:04.205	3:19.322	1:07.438	37.445	221.3	17:01:32.862	10		2:17.627	39.134	1:02.975	35.518	267.3	16:56:53.509
11		2:21.121	39.423	1:05.214	36.484	261.5	17:03:53.983	11		2:29.046 P	40.909	1:03.926	44.211	260.8	16:59:22.555
12		2:21.150	39.645	1:04.838	36.667	260.2	17:06:15.133	12		4:54.579	3:13.912	1:04.446	36.221	262.7	17:04:17.134
13		2:20.606	39.292	1:04.776	36.538	260.2	17:08:35.739	13		2:18.544	39.363	1:03.468	35.713	266.6	17:06:35.678
14		2:20.235	39.427	1:04.526	36.282	259.6	17:10:55.974	14		2:26.031 P	39.007	1:03.303	43.721	267.9	17:09:01.709
15		2:19.673	39.145	1:04.173	36.355	261.5	17:13:15.647	15		3:23.478	1:42.426	1:04.176	36.876	265.3	17:12:25.187
16		2:31.267 P	39.614	1:04.794	46.859	260.2	17:15:46.914	16		2:21.239	39.921	1:04.201	37.117	264.7	17:14:46.426
17		3:33.409	1:50.857	1:04.370	38.182	234.7	17:19:20.323	17		2:19.123	39.133	1:04.327	35.663	267.3	17:17:05.549
18		2:26.177	40.025	1:05.654	40.498	258.3	17:21:46.500	18		2:17.354	38.762	1:02.917	35.675	268.6	17:19:22.903
19		2:18.231	39.074	1:03.166	35.991	262.7	17:24:04.731	19		2:16.968	38.508	1:02.998	35.462	270.0	17:21:39.871
20		2:55.071 P	38.919	1:09.896	1:06.256	262.1	17:26:59.802	20		2:17.318	38.555	1:02.989	35.774	270.0	17:23:57.189
21		2:58.330 P						21		2:58.330 P	38.814	1:13.034	1:06.482	270.6	17:26:55.519





Spa Francorchamps
International GT Open



Free Practice - 3 - Bronze drivers -

Lap Analysis

72

1 Nick Moss McLaren 720 S GT3
PROAM 2 Joe Osborne Optimum Motorsport

97

1 Ahmad Al Harthy Aston Martin Vantage GT3
PROAM 2 Tom Canning Oman Racing by TF Sport

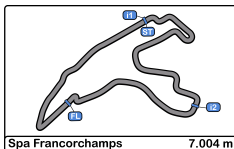
Lap	D	Time	Sector 1	Sector 2	Sector 3	T. Spd	Elapsed	Lap	D	Time	Sector 1	Sector 2	Sector 3	T. Spd	Elapsed
1		16:35:05.715 P	16:32:48.808	1:23.597	53.310	251.1	16:35:05.715	1		16:36:26.219	16:34:38.290	1:09.671	38.258	231.2	16:36:26.219
2		4:09.886	2:25.332	1:06.486	38.068	255.3	16:39:15.601	2		2:23.110	39.306	1:05.985	37.819	263.4	16:38:49.329
3		2:25.498	41.765		3:03.566	258.3	16:41:41.099	3		2:22.077	39.462	1:05.712	36.903	258.9	16:41:11.406
4		2:22.792	40.370	1:05.018	37.404	263.4	16:44:03.891	4		2:20.271	39.377	1:04.493	36.401	264.0	16:43:31.677
5		2:23.795	40.695		3:01.199	262.7	16:46:27.686	5		2:19.169	38.981	1:03.991	36.197	266.6	16:45:50.846
6		2:22.305	40.011		5:23.504	264.7	16:48:49.991	6		2:18.769	39.072	1:03.672	36.025	264.7	16:48:09.615
7		2:32.514 P	40.061		7:56.018	266.6	16:51:22.505	7		2:18.328	39.013	1:03.361	35.954	266.0	16:50:27.943
8		3:24.600	1:41.359		11:20.618	261.5	16:54:47.105	8		2:26.646 P	38.940	1:03.163	44.543	265.3	16:52:54.589
9		2:22.763	40.392		13:43.381	263.4	16:57:09.868	9		6:59.612	5:12.592	1:07.211	39.809	252.3	16:59:54.201
10		2:22.646	40.758	1:04.831	37.057	262.1	16:59:32.514	10		2:18.417	38.903	1:03.191	36.323	266.6	17:02:12.618
11		2:25.859	42.161	1:05.684	38.014	257.7	17:01:58.373	11		2:29.954	42.393	1:07.142	40.419	252.9	17:04:42.572
12		2:23.405	41.090	1:05.224	37.091	264.7	17:04:21.778	12		2:18.292	39.108	1:03.419	35.765	264.7	17:07:00.864
13		2:21.525	40.135	1:04.562	36.828	264.0	17:06:43.303	13		2:17.731	38.868	1:03.083	35.780	266.0	17:09:18.595
14		2:21.792	40.162	1:04.680	36.950	263.4	17:09:05.095	14		2:34.862 P	39.138	1:05.790	49.934	266.0	17:11:53.457
15		2:34.987 P	43.331		3:11.937	264.0	17:11:40.082	15		5:31.944	3:48.031	1:07.119	36.794	258.3	17:17:25.401
16		5:07.692	3:08.765	1:19.986	38.941	262.7	17:16:47.774	16		2:26.463 P	39.109	1:04.146	43.208	264.7	17:19:51.864
17		2:21.117	39.978		3:00.058	264.0	17:19:08.891	17		3:12.979	1:28.915	1:07.140	36.924	262.7	17:23:04.843
18		2:20.331	40.063	1:03.934	36.334	263.4	17:21:29.222	18		2:47.123 P	39.092	1:06.271	1:01.760	266.0	17:25:51.966
19		2:31.249 P	39.675	1:04.100	47.474	266.0	17:24:00.471								

88

1 Patryk Krupinski Mercedes AMG GT3 - 2016
PROAM 2 Christian Klien JP Motorsport

Lap	D	Time	Sector 1	Sector 2	Sector 3	T. Spd	Elapsed
1		16:35:44.655	16:34:00.248	1:07.082	37.325	254.1	16:35:44.655
2		2:23.779	40.332	1:06.292	37.155	260.2	16:38:08.434
3		2:22.940	39.675	1:05.085	38.180	261.5	16:40:31.374
4		2:22.170	39.612		3:00.350	260.2	16:42:53.544
5		2:21.950	39.484	1:05.578	36.888	261.5	16:45:15.494
6		2:21.560	39.743	1:05.057	36.760	259.6	16:47:37.054
7		2:32.741 P	39.542	1:06.248	46.951	259.6	16:50:09.795
8		6:17.749	4:36.557	1:04.757	36.435	258.3	16:56:27.544
9		2:19.350	39.298	1:03.905	36.147	258.9	16:58:46.894
10		2:18.791	39.310	1:03.373	36.108	260.2	17:01:05.685
11		2:19.776	38.932	1:04.553	36.291	262.7	17:03:25.461
12		2:19.552	39.367	1:03.983	36.202	259.6	17:05:45.013
13		2:31.386 P	39.211	1:04.971	47.204	262.1	17:08:16.399
14		3:29.960	1:48.697	1:04.405	36.858	259.6	17:11:46.359
15		2:19.102	39.082	1:03.794	36.226	260.8	17:14:05.461
16		2:20.833	38.898	1:05.445	36.490	263.4	17:16:26.294
17		2:19.711	38.976	1:04.287	36.448	261.5	17:18:46.005
18		2:20.244	39.737	1:04.382	36.125	255.3	17:21:06.249
19		2:19.640	39.567	1:03.847	36.226	258.9	17:23:25.889
20		3:20.021 P	38.956	1:09.074	1:31.991	262.7	17:26:45.910



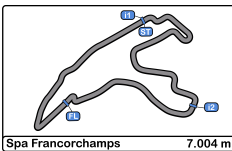


Spa Francorchamps
International GT Open
Free Practice - 3 - Bronze drivers -
Best Sectors Results



Sector - 1				Sector - 2				Sector - 3				Ideal Lap vs Best Lap				
Clas	Nº	Driver	Time	Nº	Driver	Time	Nº	Driver	Time	Clas	Nº	Driver	Ideal Lap	Best Lap	Clas	
1	59	Ramos - Chaves	38.508	59	Ramos - Chaves	1:02.603	59	Ramos - Chaves	35.462	1	59	Ramos - Chaves	2:16.573	2:16.968	1	
2	97	Al Harthy - Canning	38.868	20	Pierburg - Foster	1:02.907	97	Al Harthy - Canning	35.765	2	97	Al Harthy - Canning	2:17.716	2:17.731	2	
3	16	Hahn - Rueda	38.885	97	Al Harthy - Canning	1:03.083	34	Yoluc - Eastwood	35.794	3	34	Yoluc - Eastwood	2:17.938	2:18.449	6	
4	88	Krupinski - Klien	38.898	44	Scholze - Liebhauser	1:03.166	44	Scholze - Liebhauser	35.991	4	44	Scholze - Liebhauser	2:18.076	2:18.231	3	
5	34	Yoluc - Eastwood	38.915	34	Yoluc - Eastwood	1:03.229	20	Pierburg - Foster	36.022	5	20	Pierburg - Foster	2:18.158	2:18.310	4	
6	44	Scholze - Liebhauser	38.919	16	Hahn - Rueda	1:03.294	16	Hahn - Rueda	36.035	6	16	Hahn - Rueda	2:18.214	2:18.392	5	
7	20	Pierburg - Foster	39.229	88	Krupinski - Klien	1:03.373	88	Krupinski - Klien	36.108	7	88	Krupinski - Klien	2:18.379	2:19.102	7	
8	7	Iribe - Millroy	39.391	72	Moss - Osborne	1:03.934	72	Moss - Osborne	36.334	8	72	Moss - Osborne	2:19.943	2:20.331	8	
9	72	Moss - Osborne	39.675	22	Niki Leutwiler	1:04.198	22	Niki Leutwiler	36.497	9	22	Niki Leutwiler	2:20.375	2:20.733	10	
10	22	Niki Leutwiler	39.680	48	Ortelli - Negro	1:04.259	7	Iribe - Millroy	36.523	10	48	Ortelli - Negro	2:20.593	2:20.630	9	
11	48	Ortelli - Negro	39.792	7	Iribe - Millroy	1:05.779	48	Ortelli - Negro	36.542	11	7	Iribe - Millroy	2:21.693	2:21.263	11	



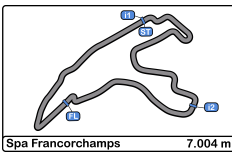


Spa Francorchamps
International GT Open
Free Practice - 3 - Bronze drivers -
Best 5 Lap Times



Cl	Nº	Entrant/Team	Nat	Driver 1	Nat	Status	Driver 2	Nat	Status	Vehicle	Cat	Cl	Best 1		Best 2		Best 3		Best 4		Best 5	
													Time	Lap	Time	Lap	Time	Lap	Time	Lap	Time	Lap
1	59	Teo Martín Motorsport	ESP	Miguel Ramos	ESP	PRO	Henrique Chaves	ESP	PRO	McLaren 720 S GT3	PRO	1	2:16.968	19	2:17.181	9	2:17.258	8	2:17.318	20	2:17.354	18
2	97	Oman Racing by TF Sport	OMN	Ahmad Al Harthy	OMN	PRO	Tom Canning	GBR	PRO	Aston Martin Vantage GT3	PROAM	1	2:17.731	13	2:18.292	12	2:18.328	7	2:18.417	10	2:18.769	6
3	44	GetSpeed Performance	DEU	Florian Scholze	DEU	PRO	Jens Liebhauser	DEU	PRO	Mercedes AMG GT3	AM	1	2:18.231	19	2:19.301	7	2:19.673	15	2:20.100	8	2:20.200	6
4	20	SPS Automotive Performance	DEU	Valentin Pierburg	DEU	PRO	Nicholas Foster	AUS	PRO	Mercedes AMG GT3 - 2020	PROAM	2	2:18.310	13	2:18.666	12	2:18.672	9	2:18.805	7	2:19.222	8
5	16	Teo Martín Motorsport	ESP	Marcelo Hahn	BRA	PRO	Fran Rueda	ESP	PRO	McLaren 720 S GT3	PROAM	3	2:18.392	15	2:19.346	12	2:19.456	8	2:19.592	18	2:19.650	11
6	34	TF Sport	GBR	Salih Yoluc	TUR	PRO	Charlie Eastwood	IRL	PRO	Aston Martin Vantage GT3	PRO	2	2:18.449	15	2:18.866	5	2:19.104	14	2:19.404	8	2:19.522	18
7	88	JP Motorsport	POL	Patryk Krupinski	POL	PRO	Christian Klien	AUT	PRO	Mercedes AMG GT3 - 2016	PROAM	4	2:19.102	15	2:19.350	9	2:19.552	12	2:19.640	19	2:19.711	17
8	72	Optimum Motorsport	GBR	Nick Moss	GBR	PRO	Joe Osborne	GBR	PRO	McLaren 720 S GT3	PROAM	5	2:20.331	18	2:21.117	17	2:21.525	13	2:21.792	14	2:22.305	6
9	48	AF Corse / APM Monaco	ITA	Stephane Ortelli	MCO	PRO	Angelo Negro	ITA	PRO	Ferrari 488 GT3	PROAM	6	2:20.630	18	2:21.175	17	2:21.188	16	2:21.297	14	2:22.398	10
10	22	PZ Oberer Zürichsee by TFT	CHE	Niki Leutwiler	CHE	PRO			PRO	Porsche GT3-R	AM	2	2:20.733	10	2:21.047	3	2:21.497	9	2:21.526	14	2:21.562	8
11	7	Optimum Motorsport	GBR	Brendan Iribe	USA	PRO	Ollie Millroy	GBR	PRO	McLaren 720 S GT3	PROAM	7	2:21.263	4	2:21.558	6	2:22.409	12	2:22.504	3	2:22.908	9



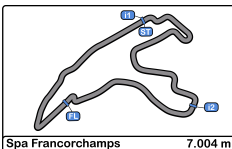


Spa Francorchamps
International GT Open
Free Practice - 3 - Bronze drivers -
Best 5 Top Speeds



Cl	Nº	Entrant/Team	Nat	Driver 1	Nat	Driver 2	Nat	Vehicle	Cat	Cl	Top 1		Top 2		Top 3		Top 4		Top 5		
											Km/h	Lap	Km/h	Lap	Km/h	Lap	Km/h	Lap	Km/h	Lap	Km/h
1	59	Teo Martín Motorsport	ESP	Miguel Ramos	PRT	Henrique Chaves	PRT	McLaren 720 S GT3	PRO	1	270.6	21	270.0	19	270.0	20	269.3	5	268.6	18	269.7
2	16	Teo Martín Motorsport	ESP	Marcelo Hahn	BRA	Fran Rueda	ESP	McLaren 720 S GT3	PROAM	1	269.3	9	269.3	13	267.9	12	267.3	11	267.3	15	268.2
3	7	Optimum Motorsport	GBR	Brendan Iribe	USA	Ollie Millroy	GBR	McLaren 720 S GT3	PROAM	2	267.9	13	267.3	4	267.3	5	267.3	10	266.0	11	267.1
4	34	TF Sport	GBR	Salih Yoluc	TUR	Charlie Eastwood	IRL	Aston Martin Vantage GT3	PRO	2	267.9	10	266.6	19	266.0	5	266.0	9	266.0	15	266.5
5	72	Optimum Motorsport	GBR	Nick Moss	GBR	Joe Osborne	GBR	McLaren 720 S GT3	PROAM	3	266.6	7	266.0	19	264.7	6	264.7	12	264.0	13	265.2
6	97	Oman Racing by TF Sport	OMN	Ahmad Al Harthy	OMN	Tom Canning	GBR	Aston Martin Vantage GT3	PROAM	4	266.6	5	266.6	10	266.0	7	266.0	13	266.0	14	266.2
7	22	PZ Oberer Zürichsee by TFT	CHE	Niki Leutwiler	CHE			Porsche GT3-R	AM	1	264.7	12	264.0	15	262.7	6	262.7	13	262.7	14	263.4
8	48	AF Corse / APM Monaco	ITA	Stephane Ortelli	MCO	Angelo Negro	ITA	Ferrari 488 GT3	PROAM	5	264.0	15	263.4	17	262.7	7	262.1	10	262.1	14	262.9
9	88	JP Motorsport	POL	Patryk Krupinski	POL	Christian Klien	AUT	Mercedes AMG GT3 - 2016	PROAM	6	263.4	16	262.7	11	262.7	20	262.1	13	261.5	3	262.5
10	44	GetSpeed Performance	DEU	Florian Scholze	DEU	Jens Liebhauser	DEU	Mercedes AMG GT3	AM	2	262.7	19	262.1	6	262.1	20	261.5	7	261.5	9	262.0
11	20	SPS Automotive Performance	DEU	Valentin Pierburg	DEU	Nicholas Foster	AUS	Mercedes AMG GT3 - 2020	PROAM	7	262.1	20	261.5	12	261.5	14	261.5	19	260.8	13	261.5



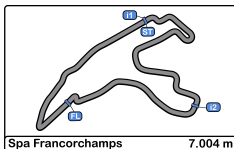


Spa Francorchamps
International GT Open
Free Practice - 3 - Bronze drivers -
Fastest Laps Sequence



Lap	Time of Day	Session Time	Nº	Entrant/Team	Nat	Driver 1	Nat	Driver 2	Nat	Vehicle	Cat	Time	Km/h
2	16:37:11.620	5:11.620	59	Teo Martín Motorsport		Miguel Ramos		Henrique Chaves		McLaren 720 S GT3	PRO	2:20.988	178.8
3	16:39:30.825	7:30.825	59	Teo Martín Motorsport		Miguel Ramos		Henrique Chaves		McLaren 720 S GT3	PRO	2:19.205	181.1
5	16:44:05.546	12:05.546	34	TF Sport		Salih Yoluc		Charlie Eastwood		Aston Martin Vantage GT3	PRO	2:18.866	181.5
6	16:48:09.615	16:09.615	97	Oman Racing by TF Sport		Ahmad Al Harthy		Tom Canning		Aston Martin Vantage GT3	PROAM	2:18.769	181.7
7	16:50:27.943	18:27.943	97	Oman Racing by TF Sport		Ahmad Al Harthy		Tom Canning		Aston Martin Vantage GT3	PROAM	2:18.328	182.2
8	16:52:18.701	20:18.701	59	Teo Martín Motorsport		Miguel Ramos		Henrique Chaves		McLaren 720 S GT3	PRO	2:17.258	183.7
9	16:54:35.882	22:35.882	59	Teo Martín Motorsport		Miguel Ramos		Henrique Chaves		McLaren 720 S GT3	PRO	2:17.181	183.8
19	17:21:39.871	49:39.871	59	Teo Martín Motorsport		Miguel Ramos		Henrique Chaves		McLaren 720 S GT3	PRO	2:16.968	184.0





Spa Francorchamps
International GT Open
Free Practice - 3 - Bronze drivers -
Event Best Maximum Speed



Nº	Entrant/Team	Nat	Driver 1	Nat	Driver 2	Nat	Vehicle	Cat	Km/h	Session
26	Team Lazarus	ITA	Fabrizio Crestani	ITA	Yannick Mettler	CHE	Bentley Continental GT3	PRO	273.4	Free Practice - 1
72	Optimum Motorsport	GBR	Nick Moss	GBR	Joe Osborne	GBR	McLaren 720 S GT3	PROAM	273.4	Free Practice - 1
28	Team Lazarus	ITA	Stefano Coletti	MCO	Nico Varrone	ARG	Bentley Continental GT3	PRO	271.3	Free Practice - 1
59	Teo Martín Motorsport	ESP	Miguel Ramos	PRT	Henrique Chaves	PRT	McLaren 720 S GT3	PRO	271.3	Free Practice - 1
7	Optimum Motorsport	GBR	Brendan Iribe	USA	Ollie Millroy	GBR	McLaren 720 S GT3	PROAM	271.3	Free Practice - 1
34	TF Sport	GBR	Salih Yoluc	TUR	Charlie Eastwood	IRL	Aston Martin Vantage GT3	PRO	270.6	Free Practice - 2
16	Teo Martín Motorsport	ESP	Marcelo Hahn	BRA	Fran Rueda	ESP	McLaren 720 S GT3	PROAM	270.0	Free Practice - 1
17	AF Corse / APM Monaco	ITA	Louis Prette	MCO	Vincent Abril	MCO	Ferrari 488 GT3	PRO	269.3	Free Practice - 1
48	AF Corse / APM Monaco	ITA	Stephane Ortelli	MCO	Angelo Negro	ITA	Ferrari 488 GT3	PROAM	269.3	Free Practice - 1
97	Oman Racing by TF Sport	OMN	Ahmad Al Harthy	OMN	Tom Canning	GBR	Aston Martin Vantage GT3	PROAM	269.3	Free Practice - 1
88	JP Motorsport	POL	Patryk Krupinski	POL	Christian Klien	AUT	Mercedes AMG GT3 - 2016	PROAM	266.0	Free Practice - 2
20	SPS Automotive Performance	DEU	Valentin Pierburg	DEU	Nicholas Foster	AUS	Mercedes AMG GT3 - 2020	PROAM	266.0	Free Practice - 2
22	PZ Oberer Zürichsee by TFT	CHE	Niki Leutwiler	CHE			Porsche GT3-R	AM	264.7	Free Practice - 1
13	AKM Motorsport	SMR	Alexey Nesov	RUS	Alexander Moiseev	RUS	Mercedes AMG GT3 - 2020	AM	263.4	Free Practice - 1
44	GetSpeed Performance	DEU	Florian Scholze	DEU	Jens Liebhauser	DEU	Mercedes AMG GT3	AM	263.4	Free Practice - 2





Spa Francorchamps
International GT Open
Free Practice - 3 - Bronze drivers -
Pit Stop Analysis



7	Brendan Iribe	PROAM	Optimum Motorsport	3	17:11:34.742	17:11:34.742	17:14:13.668	2:38.926	5:45.929
	Ollie Millroy		McLaren 720 S GT3	88	Patryk Krupinski	PROAM	JP Motorsport		

Nr.	In Day Time	In Time	Out Time	Pit Time	T. Pit Time	Handicap	Penalty
1	16:49:20.168	16:49:20.168	16:53:18.963	3:58.795	3:58.795		
2	17:07:33.753	17:07:33.753	17:22:01.949	14:28.196	18:26.991		

16	Marcelo Hahn	PROAM	Teo Martín Motorsport				
	Fran Rueda		McLaren 720 S GT3				

Nr.	In Day Time	In Time	Out Time	Pit Time	T. Pit Time	Handicap	Penalty
1	16:46:48.517	16:46:48.517	16:49:40.431	2:51.914	2:51.914		
2	17:06:16.642	17:06:16.642	17:10:54.120	4:37.478	7:29.392		

20	Valentin Pierburg	PROAM	SPS Automotive Performance				
	Nicholas Foster		Mercedes AMG GT3 - 2020				

Nr.	In Day Time	In Time	Out Time	Pit Time	T. Pit Time	Handicap	Penalty
1	16:45:11.466	16:45:11.466	16:46:08.601	57.135	57.135		
2	16:57:45.287	16:57:45.287	16:59:43.822	1:58.535	2:55.670		
3	17:11:26.851	17:11:26.851	17:14:07.341	2:40.490	5:36.160		

22	Niki Leutwiler	AM	PZ Oberer Zürichsee by TFT				
			Porsche GT3-R				

Nr.	In Day Time	In Time	Out Time	Pit Time	T. Pit Time	Handicap	Penalty
1	16:47:21.396	16:47:21.396	16:55:49.256	8:27.860	8:27.860		
2	17:07:35.232	17:07:35.232	17:11:02.359	3:27.127	11:54.987		

34	Salih Yoluc	PRO	TF Sport				
	Charlie Eastwood		Aston Martin Vantage GT3				

Nr.	In Day Time	In Time	Out Time	Pit Time	T. Pit Time	Handicap	Penalty
1	16:46:33.192	16:46:33.192	16:49:45.071	3:11.879	3:11.879		
2	16:59:09.782	16:59:09.782	17:03:05.718	3:55.936	7:07.815		
3	17:17:03.781	17:17:03.781	17:18:33.514	1:29.733	8:37.548		

44	Florian Scholze	AM	GetSpeed Performance				
	Jens Liebhauser		Mercedes AMG GT3				

Nr.	In Day Time	In Time	Out Time	Pit Time	T. Pit Time	Handicap	Penalty
1	16:34:55.742	16:34:55.742	16:35:36.244	40.502	40.502		
2	16:42:41.245	16:42:41.245	16:44:41.781	2:00.536	2:41.038		
3	16:56:22.961	16:56:22.961	16:59:09.665	2:46.704	5:27.742		
4	17:15:41.711	17:15:41.711	17:17:00.444	1:18.733	6:46.475		

48	Stephane Ortelli	PROAM	AF Corse / APM Monaco				
	Angelo Negro		Ferrari 488 GT3				

Nr.	In Day Time	In Time	Out Time	Pit Time	T. Pit Time	Handicap	Penalty
1	17:02:17.038	17:02:17.038	17:07:26.560	5:09.522	5:09.522		

59	Miguel Ramos	PRO	Teo Martín Motorsport				
	Henrique Chaves		McLaren 720 S GT3				

Nr.	In Day Time	In Time	Out Time	Pit Time	T. Pit Time	Handicap	Penalty
1	16:46:37.682	16:46:37.682	16:47:44.722	1:07.040	1:07.040		
2	16:59:17.159	16:59:17.159	17:02:01.944	2:44.785	3:51.825		
3	17:08:56.512	17:08:56.512	17:10:09.242	1:12.730	5:04.555		

72	Nick Moss	PROAM	Optimum Motorsport				
	Joe Osborne		McLaren 720 S GT3				

Nr.	In Day Time	In Time	Out Time	Pit Time	T. Pit Time	Handicap	Penalty
1	16:35:00.386	16:35:00.386	16:36:55.209	1:54.823	1:54.823		
2	16:51:16.816	16:51:16.816	16:52:28.996	1:12.180	3:07.003		

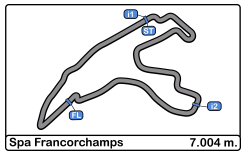
	Christian Klien		Mercedes AMG GT3 - 2016				
--	-----------------	--	-------------------------	--	--	--	--

Nr.	In Day Time	In Time	Out Time	Pit Time	T. Pit Time	Handicap	Penalty
1	16:50:04.260	16:50:04.260	16:54:12.776	4:08.516	4:08.516		
2	17:08:11.014	17:08:11.014	17:09:31.211	1:20.197	5:28.713		

97	Ahmad Al Harthy	PROAM	Oman Racing by TF Sport				
	Tom Canning		Aston Martin Vantage GT3				

Nr.	In Day Time	In Time	Out Time	Pit Time	T. Pit Time	Handicap	Penalty
1	16:52:49.419	16:52:49.419	16:57:30.999	4:41.580	4:41.580		
2	17:11:43.789	17:11:43.789	17:15:06.503	3:22.714	8:04.294		
3	17:19:46.710	17:19:46.710	17:20:47.056	1:00.346	9:04.640		

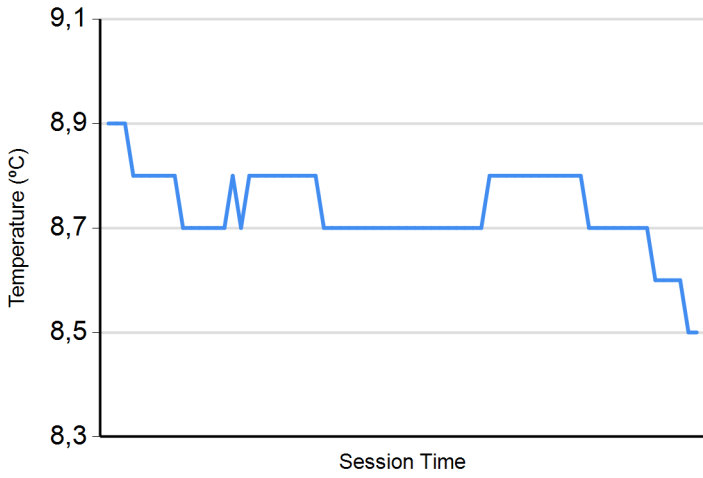




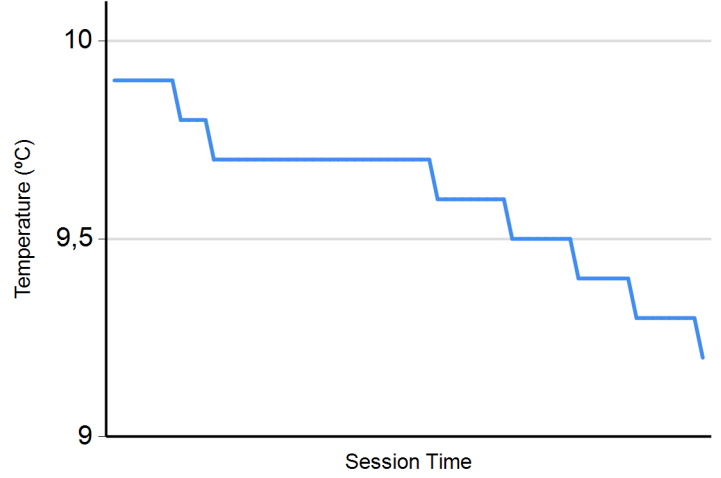
Spa Francorchamps
International GT Open
Free Practice - 3 - Bronze drivers -
Weather Report



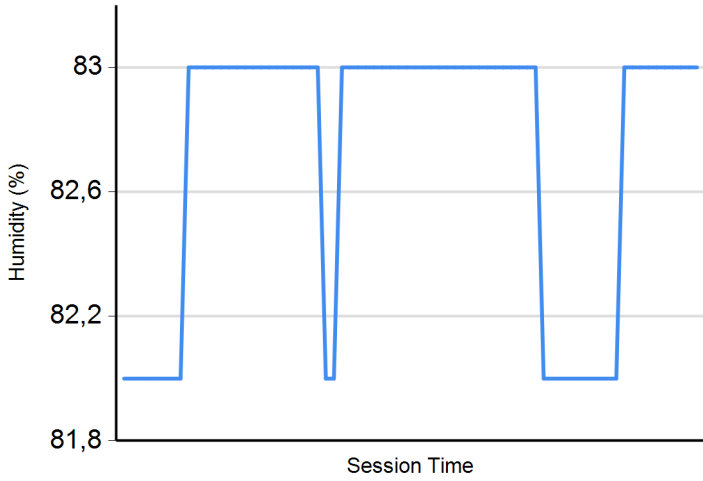
Air Temperature



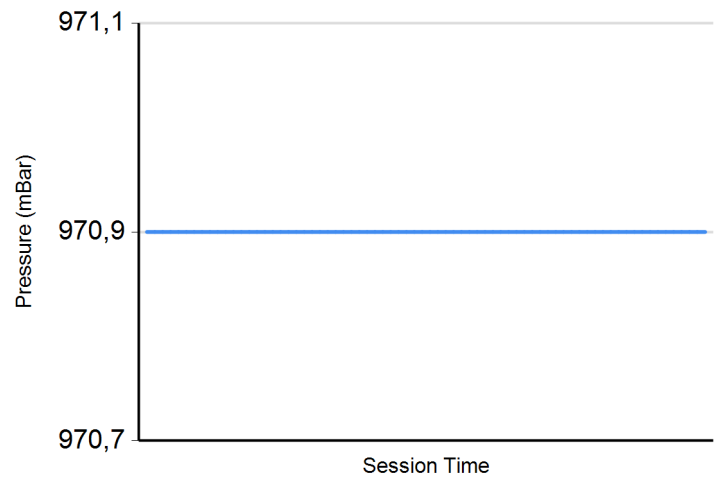
Track Temperature



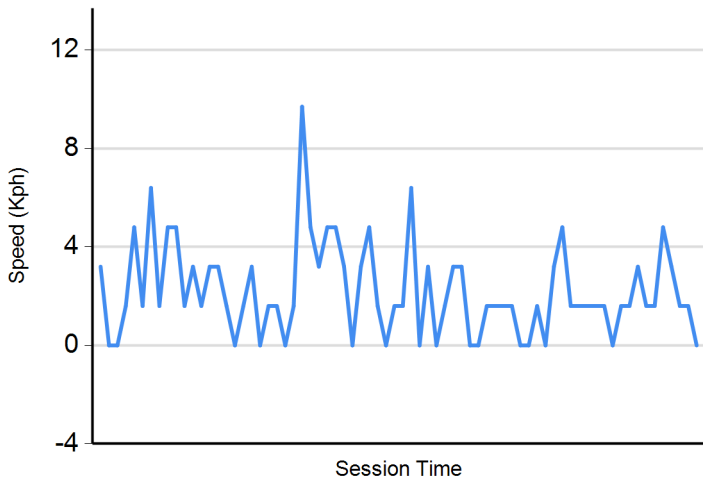
Humidity



Pressure

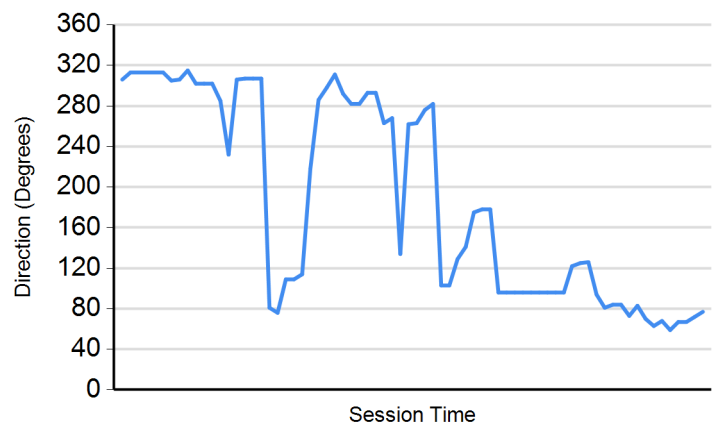


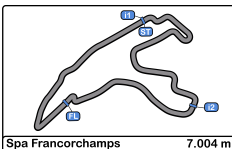
Wind Speed



Wind direction

North = 0°/360° Est = 90° South = 180° West = 270°





Spa Francorchamps
International GT Open
Free Practice - 1 + 2 + 3
Combined Results



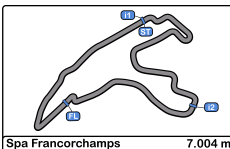
Cls	Nº	Entrant/Team	Nat	Driver 1	Nat	Driver 2	Nat	Vehicle	Cat	Cls	Laps	Free Practice - 1	Free Practice - 2	Free Practice - 3 - Bronze drivers -	Best	Gap	Interval	Km/h			
1	26	Team Lazarus	ITA	Fabrizio Crestani	ITA	Yannick Mettler	CHE	Bentley Continental GT3	PRO	1	30	2:16.575	9	2:18.899	7	2:16.575			184.6		
2	59	Teo Martín Motorsport	ESP	Miguel Ramos	PRT	Henrique Chaves	PRT	McLaren 720 S GT3	PRO	2	54	2:17.411	10	2:16.868	9	2:16.868	0.293	0.293	184.2		
3	34	TF Sport	GBR	Salih Yoluc	TUR	Charlie Eastwood	IRL	Aston Martin Vantage GT3	PRO	3	48	2:17.098	3	2:17.719	8	2:17.098	0.523	0.230	183.9		
4	17	AF Corse / APM Monaco	ITA	Louis Prette	MCO	Vincent Abril	MCO	Ferrari 488 GT3	PRO	4	35	2:17.129	6	2:17.113	6	2:17.113	0.538	0.015	183.8		
5	48	AF Corse / APM Monaco	ITA	Stephane Ortelli	MCO	Angelo Negro	ITA	Ferrari 488 GT3	PROAM	1	54	2:17.275	7	2:25.390	11	2:20.630	0.700	0.162	183.6		
6	20	SPS Automotive Performance	DEU	Valentin Pierburg	DEU	Nicholas Foster	AUS	Mercedes AMG GT3 - 2020	PROAM	2	53	2:18.701	5	2:17.696	8	2:18.310	1.121	0.421	183.1		
7	97	Oman Racing by TF Sport	GBR	Ahmad Al Harthy	GBR	Tom Canning	GBR	Aston Martin Vantage GT3	PROAM	3	41	2:19.749	9	2:18.963	8	2:17.731	1.156	0.035	183.0		
8	28	Team Lazarus	ITA	Stefano Coletti	MCO	Nico Varrone	ARG	Bentley Continental GT3	PRO	5	20	2:19.186	3	2:17.961	6	2:17.961	1.386	0.230	182.7		
9	7	Optimum Motorsport	GBR	Brendan Iribe	USA	Ollie Millroy	GBR	McLaren 720 S GT3	PROAM	4	44	2:18.008	6	2:18.885	10	2:21.263	4	2:18.008	1.433	0.047	182.7
10	44	GetSpeed Performance	DEU	Florian Scholze	DEU	Jens Liebhauser	DEU	Mercedes AMG GT3	AM	1	55	2:19.310	7	2:19.450	10	2:18.231	1.656	0.223	182.4		
11	16	Teo Martín Motorsport	ESP	Marcelo Hahn	BRA	Fran Rueda	ESP	McLaren 720 S GT3	PROAM	5	51	2:18.430	12	2:22.626	8	2:18.392	1.817	0.161	182.1		
12	72	Optimum Motorsport	GBR	Nick Moss	GBR	Joe Osborne	GBR	McLaren 720 S GT3	PROAM	6	53	2:18.459	8	2:19.276	8	2:20.331	1.884	0.067	182.1		
13	88	JP Motorsport	POL	Patryk Krupinski	POL	Christian Klien	AUT	Mercedes AMG GT3 - 2016	PROAM	7	54	2:19.019	10	2:18.482	8	2:19.102	1.907	0.023	182.0		
14	13	AKM Motorsport	GBR	Alexey Nesov	RUS	Alexander Moiseev	RUS	Mercedes AMG GT3 - 2020	AM	2	23	2:21.043	18	2:19.834	2	2:19.834	3.259	1.352	180.3		
15	22	PZ Oberer Zürichsee by TFT	CHE	Niki Leutwiler	CHE		CHE	Porsche GT3-R	AM	3	46	2:21.235	17	2:21.986	8	2:20.733	4.158	0.899	179.1		

CAR 26 TIME 2:17.911 DELETED TRACK LIMITS AT T3-4
 CAR 72 TIME 2:25.784 DELETED TRACK LIMITS AT T17
 CAR 17 TIME 2:21.487 DELETED TRACK LIMITS AT T4
 CAR 26 TIME 2:16.602 DELETED TRACK LIMITS AT T4
 CAR 88 TIME 2:21.838 DELETED TRACK LIMITS AT T17
 CAR 48 TIME 2:24.151 DELETED TRACK LIMITS AT T17
 CAR 13 TIME 2:21.895 DELETED TRACK LIMITS AT T 17
 CAR 88 TIME 2:20.243 DELETED TRACK LIMITS AT T 17
 CAR 16 TIME 2:21.630 DELETED TRACK LIMITS AT T 17
 CAR 13 TIME 2:21.091 DELETED TRACK LIMITS AT T 17
 CAR 59 TIME 2:17.539 DELETED TRACK LIMITS AT T 9
 CAR 44 TIME 2:19.325 DELETED TRACK LIMITS AT T 4 AND 17
 CAR 88 TIME 2:19.405 DELETED TRACK LIMITS AT T 17
 CAR 16 TIME 2:19.505 DELETED TRACK LIMITS AT T 17
 CAR 97 TIME 2:20.321 DELETED TRACK LIMITS AT T 17
 CAR 59 TIME 2:17.046 DELETED TRACK LIMITS AT T 9
 CAR 51 TIME 2:29.649 DELETED TRACK LIMITS AT T 9
 CAR 28 TIME 2:18.033 DELETED TRACK LIMITS AT T 9
 CAR 10 TIME 2:32.630 DELETED TRACK LIMITS AT T 9
 CAR 26 TIME 2:19.378 DELETED TRACK LIMITS AT T 9
 CAR 44 TIME 2:19.645 DELETED TRACK LIMITS AT T 9 AND 17
 CAR 34 TIME 2:20.393 DELETED TRACK LIMITS AT T9

Published at:.....

Stewards:	Race Director:	Timekeeper:
------------------	-----------------------	--------------------





Spa Francorchamps
International GT Open
Free Practice - 1 + 2 + 3
Combined Results



CAR 16 TIME 2:22.342 DELETED TRACK LIMITS AT T 3
 CAR 44 TIME 2:52.951 DELETED TRACK LIMITS AT T17
 CAR 34 TIME 2:19.754 DELETED TRACK LIMITS AT T9
 CAR 7 TIME 2:24.305 DELETED TRACK LIMITS AT T3
 CAR 60 TIME 2:57.445 DELETED TRACK LIMITS AT T17
 CAR 16 TIME 2:21.908 DELETED TRACK LIMITS AT T17
 CAR 34 TIME 2:24.030 DELETED TRACK LIMITS AT T4
 CAR 72 TIME 2:22.792 DELETED TRACK LIMITS AT T9
 CAR 7 TIME 2:21.693 DELETED TRACK LIMITS AT T4
 CAR 88 TIME 2:18.791 DELETED TRACK LIMITS AT T4
 CAR 10 TIME 2:29.826 DELETED TRACK LIMITS AT T4
 CAR 10 TIME 2:29.544 DELETED TRACK LIMITS AT T9

Published at:.....

Stewards:	Race Director:	Timekeeper: 
------------------	-----------------------	--

