

Circuito de Barcelona
International GT Open
Free Practice - 3
Provisional Results



Cls	Nº	Entrant/Team	Nat	Driver 1	Nat	Driver 2	Nat	Vehicle	Cat	Cls	Laps	Best	Time	Gap	Interval	Km/h
1	17	AF Corse / APM Monaco	ITA	Louis Prette	MCO	Vincent Abril	MCO	Ferrari 488 GT3	PRO	1	26	9	1:45.729			158.4
2	88	JP Motorsport	POL	Patryk Krupinski	POL	Christian Klien	AUT	Mercedes AMG GT3 - 2016	PROAM	1	26	20	1:46.286	0.557	0.557	157.6
3	48	AF Corse / APM Monaco	ITA	Stephane Ortelli	MCO	Angelo Negro	ITA	Ferrari 488 GT3	PROAM	2	28	7	1:46.376	0.647	0.090	157.5
4	7	Optimum Motorsport	GBR	Brendan Iribe	USA	Ollie Millroy	GBR	McLaren 720 S GT3	PROAM	3	26	17	1:46.505	0.776	0.129	157.3
5	16	Teo Martín Motorsport	ESP	Marcelo Hahn	BRA	Allam Khodair	BRA	McLaren 720 S GT3	PROAM	4	23	8	1:46.564	0.835	0.059	157.2
6	59	Teo Martín Motorsport	ESP	Miguel Ramos	PRT	Henrique Chaves	PRT	McLaren 720 S GT3	PRO	2	27	21	1:46.597	0.868	0.033	157.2
7	33	RENO Racing	DNK	Jens Reno Moller	DNK	Reece Barr	IRL	Honda NSX GT3 Evo	PROAM	5	25	21	1:47.102	1.373	0.505	156.4
8	72	Optimum Motorsport	GBR	Nick Moss	GBR	Joe Osborne	GBR	McLaren 720 S GT3	PROAM	6	24	3	1:47.309	1.580	0.207	156.1
9	61	AKKA ASP	FRA	Mauro Ricci	ITA	Jerome Policand	FRA	Mercedes AMG GT3 - 2020	AM	1	23	4	1:47.615	1.886	0.306	155.7
10	26	Team Lazarus	ITA	Fabrizio Crestani	ITA	Yannick Mettler	CHE	Bentley Continental GT3	PRO	3	16	15	1:47.641	1.912	0.026	155.6
11	4	Boutsen Ginion	BEL	Claude-Yves Gosselin	FRA	Marc Rostan	FRA	Lamborghini Huracan GT3 EVO	AM	2	26	23	1:49.855	4.126	2.214	152.5


CAR 51 TIME 1:53.352 DELETED TRACK LIMITS AT T 15

CAR 17 TIME 1:48.378 DELETED TRACK LIMITS AT T 9

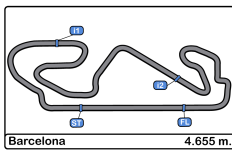
CAR 16 TIME 1:46.443 DELETED TRACK LIMITS AT T 15

Published at:.....

Track Temp: 26.7 °C Air Temp: 21.4 °C Humidity: 60 % Track Status: DRY

Stewards:	Race Director:	Timekeeper: 
-----------	----------------	---------------------------------------------------------------------------------------------------






Circuito de Barcelona
International GT Open
Free Practice - 3
Provisional Results by Class



Cls	Nº	Entrant/Team	Nat	Driver 1	Nat	Driver 2	Nat	Vehicle	Cat	Cls	Laps	Best	Time	Gap	Interval	Km/h
PRO																
1	17	AF Corse / APM Monaco	ITA	Louis Prette	ITA	Vincent Abril	ITA	Ferrari 488 GT3	PRO	1	26	9	1:45.729			158.4
2	59	Teo Martín Motorsport	ESP	Miguel Ramos	PRT	Henrique Chaves	PRT	McLaren 720 S GT3	PRO	2	27	21	1:46.597	0.868	0.868	157.2
3	26	Team Lazarus	ITA	Fabrizio Crestani	ITA	Yannick Mettler	CHE	Bentley Continental GT3	PRO	3	16	15	1:47.641	1.912	1.044	155.6
PROAM																
1	88	JP Motorsport	POL	Patryk Krupinski	POL	Christian Klien	AUT	Mercedes AMG GT3 - 2016	PROAM	1	26	20	1:46.286			157.6
2	48	AF Corse / APM Monaco	ITA	Stephane Ortelli	ITA	Angelo Negro	ITA	Ferrari 488 GT3	PROAM	2	28	7	1:46.376	0.090	0.090	157.5
3	7	Optimum Motorsport	GBR	Brendan Iribe	USA	Ollie Millroy	GBR	McLaren 720 S GT3	PROAM	3	26	17	1:46.505	0.219	0.129	157.3
4	16	Teo Martín Motorsport	ESP	Marcelo Hahn	BRA	Allam Khodair	BRA	McLaren 720 S GT3	PROAM	4	23	8	1:46.564	0.278	0.059	157.2
5	33	RENO Racing	DNK	Jens Reno Moller	DNK	Reece Barr	IRL	Honda NSX GT3 Evo	PROAM	5	25	21	1:47.102	0.816	0.538	156.4
6	72	Optimum Motorsport	GBR	Nick Moss	GBR	Joe Osborne	GBR	McLaren 720 S GT3	PROAM	6	24	3	1:47.309	1.023	0.207	156.1
AM																
1	61	AKKA ASP	FRA	Mauro Ricci	ITA	Jerome Policand	FRA	Mercedes AMG GT3 - 2020	AM	1	23	4	1:47.615			155.7
2	4	Boutsen Ginion	BEL	Claude-Yves Gosselin	FRA	Marc Rostan	FRA	Lamborghini Huracan GT3 EVO	AM	2	26	23	1:49.855	2.240	2.240	152.5

Published at:.....

Track Temp: 26.7 °C Air Temp: 21.4 °C Humidity: 60 % Track Status: DRY

Stewards:	Race Director:	Timekeeper: 
------------------	-----------------------	----------------------------------------------------------------------------------------------------------





Circuit de Barcelona
International GT Open
Free Practice - 3
Lap Analysis



4							7								
AM							PROAM								
Lap	D	Time	Sector 1	Sector 2	Sector 3	T. Spd	Elapsed	Lap	D	Time	Sector 1	Sector 2	Sector 3	T. Spd	Elapsed
1 Claude-Yves Gosselin Lamborghini Huracan GT3 EVO							1 Brendan Iribe McLaren 720 S GT3								
2 Marc Rostan							2 Ollie Millroy Optimum Motorsport								
Boutsen Ginion							PROAM								
1		16:50:24.260	16:49:03.558	43.117	37.585	179.4	16:50:24.260	1		16:49:17.069	16:47:57.506	42.471	37.092	191.8	16:49:17.069
2		1:53.043	31.989	43.509	37.515	255.3	16:52:17.273	2		1:50.039	31.189	41.855	36.995	261.5	16:51:07.108
3		2:06.176 P	31.987	51.339	42.850	255.3	16:54:23.449	3		1:50.051	31.184	42.354	36.513	262.1	16:52:57.159
4		4:57.529	3:34.171	45.239	38.119	183.9	16:59:20.978	4		1:48.853	30.910	41.653	36.290	263.4	16:54:46.012
5		1:51.769	31.881	42.631	37.257	252.3	17:01:12.747	5		1:49.112	31.080	41.448	36.584	263.4	16:56:35.124
6		2:39.320	32.023	1:10.046	57.251	254.1	17:03:52.067	6		1:49.533	31.566	41.791	36.176	265.3	16:58:24.657
7		3:25.262	1:13.889	1:19.822	51.551	79.2	17:07:17.329	7		1:49.138	30.713	41.924	36.501	264.7	17:00:13.795
8		1:52.775	32.984	42.899	36.892	248.2	17:09:10.104	8		1:49.798	30.950	42.169	36.679	262.7	17:02:03.593
9		1:52.030	32.019	43.111	36.900	254.7	17:11:02.134	9		3:06.253	51.465	1:19.108	55.680	172.5	17:05:09.846
10		1:51.212	31.858	42.633	36.721	252.9	17:12:53.346	10		3:01.102	1:13.215	1:10.851	37.036	79.7	17:08:10.948
11		1:50.846	31.839	42.505	36.502	257.1	17:14:44.192	11		1:50.534	31.808	42.344	36.382	260.8	17:10:01.482
12		1:50.817	31.649	42.466	36.702	255.9	17:16:35.009	12		1:49.859	31.272	42.180	36.407	263.4	17:11:51.341
13		1:56.585 P	31.696	42.971	41.918	255.3	17:18:31.594	13		1:49.276	31.105	41.816	36.355	264.0	17:13:40.617
14		4:38.771 P	2:59.871	49.073	49.827	117.1	17:23:10.365	14		1:54.034 P	31.118	41.721	41.195	263.4	17:15:34.651
15		3:45.890	2:24.078	42.945	38.867	186.2	17:26:56.255	15		2:55.004	1:38.302	41.266	35.436	197.0	17:18:29.655
16		1:52.737	32.396	43.165	37.176	257.1	17:28:48.992	16		1:46.712	30.540	40.701	35.471	264.0	17:20:16.367
17		1:51.414	31.935	42.312	37.167	257.7	17:30:40.406	17		1:46.505	30.517	40.773	35.215	264.0	17:22:02.872
18		1:51.737	32.254	42.525	36.958	255.3	17:32:32.143	18		1:46.981	30.406	41.041	35.534	264.7	17:23:49.853
19		1:51.998	32.116	42.872	37.010	254.7	17:34:24.141	19		1:50.939 P	30.549	41.033	39.357	265.3	17:25:40.792
20		1:50.419	31.736	42.048	36.635	258.3	17:36:14.560	20		7:19.393	6:01.943	41.269	36.181	196.3	17:33:00.185
21		1:51.771	31.697	42.339	37.735	258.3	17:38:06.331	21		1:47.461	30.716	41.091	35.654	261.5	17:34:47.646
22		1:50.556	31.604	42.030	36.922	258.9	17:39:56.887	22		1:50.975 P	30.858	40.928	39.189	262.7	17:36:38.621
23		1:49.855	31.262	42.029	36.564	259.6	17:41:46.742	23		4:48.580	3:28.261	43.091	37.228	196.3	17:41:27.201
24		1:50.378	31.571	42.219	36.588	258.9	17:43:37.120	24		1:53.420	34.176	42.847	36.397	247.7	17:43:20.621
25		1:50.121	31.427	41.747	36.947	257.7	17:45:27.241	25		1:49.207	31.176	41.931	36.100	260.8	17:45:09.828
26		2:15.217 P	38.222	46.066	50.929	201.8	17:47:42.458	26		2:11.417 P	31.257	47.678	52.482	262.1	17:47:21.245

16							
PROAM							
Lap	D	Time	Sector 1	Sector 2	Sector 3	T. Spd	Elapsed
1 Marcelo Hahn McLaren 720 S GT3							
2 Allam Khodair Teo Martín Motorsport							
1		16:49:22.758	16:47:56.737	46.699	39.322	146.7	16:49:22.758
2		1:59.379	37.505	44.170	37.704	163.3	16:51:22.137
3		1:50.546	31.591	42.480	36.475	258.9	16:53:12.683
4		2:05.971 P	32.892	47.057	46.022	233.7	16:55:18.654
5		5:48.012	4:28.810	43.042	36.160	195.2	17:01:06.666
6		2:14.343 P	30.525	48.066	55.752	264.7	17:03:21.009
7		6:49.517	5:29.707	41.393	38.417	196.3	17:10:10.526
8		1:46.564	30.513	40.653	35.398	267.3	17:11:57.090
9		1:46.800	30.299	40.855	35.646	268.6	17:13:43.890
10		1:54.256	30.946	46.063	37.247	264.0	17:15:38.146
11		1:48.415	30.397	41.826	36.192	267.9	17:17:26.561
12		1:47.182	30.399	41.002	35.781	267.9	17:19:13.743
13		4:46.443	30.311	40.694	35.438	268.6	17:21:00.186
14		1:56.847 P	30.470	40.761	45.616	267.9	17:22:57.033
15		5:53.971	4:35.545	42.240	36.186	194.2	17:28:51.004
16		1:49.558	31.038	42.104	36.416	266.6	17:30:40.562
17		1:49.459	31.137	41.862	36.460	265.3	17:32:30.021
18		1:49.670	30.926	41.961	36.783	267.3	17:34:19.691
19		1:49.634	30.952	41.542	37.140	267.3	17:36:09.325
20		1:53.234 P	30.992	41.595	40.647	267.9	17:38:02.559
21		2:38.561	1:20.288	41.840	36.433	195.6	17:40:41.120
22		1:49.068	30.986	41.818	36.264	266.6	17:42:30.188
23		1:48.796	30.695	41.457	36.644	266.6	17:44:18.984
24			30.770			266.6	





Circuit de Barcelona
International GT Open
Free Practice - 3
Lap Analysis



17

1 Louis Prette

Ferrari 488 GT3

33

1 Jens Reno Moller

Honda NSX GT3 Evo

PRO 2 Vincent Abril AF Corse / APM Monaco PROAM 2 Reece Barr RENO Racing

Lap	D	Time	Sector 1	Sector 2	Sector 3	T. Spd	Elapsed	Lap	D	Time	Sector 1	Sector 2	Sector 3	T. Spd	Elapsed
1		16:49:42.260	P 16:48:04.131	48.913	49.216	174.1	16:49:42.260	1		16:49:13.689	16:47:50.779	45.494	37.416	165.6	16:49:13.689
2		2:49.748	1:27.543	44.911	37.294	152.7	16:52:32.008	2		1:50.687	33.152	41.905	35.630	257.7	16:51:04.376
3		1:49.460	31.915	41.624	35.921	236.8	16:54:21.468	3		1:48.191	30.778	41.548	35.865	264.7	16:52:52.567
4		1:47.752	30.614	41.476	35.662	264.0	16:56:09.220	4		1:47.327	30.797	40.999	35.531	262.7	16:54:39.894
5		1:46.468	30.393	40.748	35.327	264.0	16:57:55.688	5		1:47.607	30.920	41.224	35.463	263.4	16:56:27.501
6		2:02.292	P 30.398	45.850	46.044	264.0	16:59:57.980	6		1:47.919	30.649	41.507	35.763	264.7	16:58:15.420
7		11:00.599	9:43.291	41.793	35.515	192.8	17:10:58.579	7		1:47.537	30.798	41.352	35.387	263.4	17:00:02.957
8		1:46.105	30.390	40.603	35.112	262.7	17:12:44.684	8		1:47.766	30.649	41.531	35.586	263.4	17:01:50.723
9		1:45.729	30.292	40.429	35.008	263.4	17:14:30.413	9		3:43.005	59.084	1:18.123	55.798	80.7	17:05:03.728
10		1:49.378	30.383	41.041	36.954	263.4	17:16:18.791	10		2:53.910	1:12.806	1:04.537	36.567	80.6	17:07:57.638
11		1:46.118	30.261	40.578	35.279	264.7	17:18:04.909	11		1:48.792	31.211	41.810	35.771	263.4	17:09:46.430
12		1:49.441	P 30.181	40.491	38.769	263.4	17:19:54.350	12		1:47.754	30.790	41.208	35.756	264.7	17:11:34.184
13		3:43.271	2:26.599	40.970	35.702	191.1	17:23:37.621	13		1:49.380	30.805	41.344	37.231	265.3	17:13:23.564
14		1:47.654	31.062	41.185	35.407	264.0	17:25:25.275	14		1:48.112	31.108	41.451	35.553	261.5	17:15:11.676
15		1:47.240	30.457	41.208	35.575	263.4	17:27:12.515	15		1:48.288	31.248	41.556	35.484	267.3	17:16:59.964
16		1:46.403	30.357	40.786	35.260	263.4	17:28:58.918	16		1:47.621	30.767	41.190	35.664	265.3	17:18:47.585
17		1:45.979	30.330	40.532	35.117	264.7	17:30:44.897	17		1:47.909	30.768	41.278	35.863	264.7	17:20:35.494
18		1:47.412	30.361	41.052	35.999	265.3	17:32:32.309	18		1:51.077	P 31.032	41.184	38.861	262.1	17:22:26.571
19		1:47.880	30.872	41.439	35.569	262.7	17:34:20.189	19		3:31.625	2:11.248	43.957	36.420	192.5	17:25:58.196
20		1:48.392	30.979	41.387	36.026	256.5	17:36:08.581	20		1:47.476	30.698	41.253	35.525	262.1	17:27:45.672
21		1:48.353	30.463	41.232	36.658	264.7	17:37:56.934	21		1:47.102	30.609	41.155	35.338	262.1	17:29:32.774
22		1:46.423	30.404	40.686	35.333	262.1	17:39:43.357	22		1:47.757	30.494	41.421	35.842	263.4	17:31:20.531
23		1:45.989	30.273	40.467	35.249	263.4	17:41:29.346	23		1:48.276	30.652	41.726	35.898	264.0	17:33:08.807
24		1:47.809	31.273	41.219	35.317	264.7	17:43:17.155	24		1:47.238	30.609	41.183	35.446	263.4	17:34:56.045
25		1:46.581	30.302	40.806	35.473	263.4	17:45:03.736	25		1:54.874	P 30.704	41.509	42.661	264.0	17:36:50.919
26		2:10.065	P 30.494	49.598	49.973	263.4	17:47:13.801								

26

1 Fabrizio Crestani

Bentley Continental GT3

PRO 2 Yannick Mettler Team Lazarus

Lap	D	Time	Sector 1	Sector 2	Sector 3	T. Spd	Elapsed
1		16:56:32.558	16:55:13.948	42.095	36.515	178.5	16:56:32.558
2		1:48.202	30.911	41.475	35.816	266.0	16:58:20.760
3		1:53.496	P 30.882	41.345	41.269	266.6	17:00:14.256
4		9:52.963	8:32.282	41.664	39.017	193.2	17:10:07.219
5		1:48.206	30.911	41.491	35.804	268.6	17:11:55.425
6		1:49.909	30.620	43.271	36.018	269.3	17:13:45.334
7		1:52.230	P 30.866	42.031	39.333	270.0	17:15:37.564
8		4:18.467	3:00.535	41.742	36.190	176.7	17:19:56.031
9		1:47.721	30.765	41.171	35.785	269.3	17:21:43.752
10		1:48.665	30.722	41.360	36.583	270.0	17:23:32.417
11		1:53.301	P 30.694	41.205	41.402	270.0	17:25:25.718
12		13:28.343	12:10.350	41.737	36.256	190.4	17:38:54.061
13		1:48.165	30.901	41.193	36.071	267.3	17:40:42.226
14		1:50.907	30.887	41.363	38.657	271.3	17:42:33.133
15		1:47.641	30.610	41.271	35.760	270.6	17:44:20.774
16		2:01.883	P 30.633	41.905	49.345	270.6	17:46:22.657





Circuit de Barcelona
International GT Open
Free Practice - 3
Lap Analysis



48

1 Stephane Ortelli
 PROAM 2 Angelo Negro
 AF Corse / APM Monaco

Ferrari 488 GT3 **59**

1 Miguel Ramos
 PRO 2 Henrique Chaves
 McLaren 720 S GT3
 Teo Martín Motorsport

Lap	D	Time	Sector 1	Sector 2	Sector 3	T. Spd	Elapsed	Lap	D	Time	Sector 1	Sector 2	Sector 3	T. Spd	Elapsed
1		16:49:36.991	16:48:13.284	44.408	39.299	192.1	16:49:36.991	1		16:48:57.679	16:47:37.730	43.517	36.432	161.6	16:48:57.679
2		1:48.738	30.727	41.601	36.410	259.6	16:51:25.729	2		1:53.480	31.712	43.846	37.922	263.4	16:50:51.159
3		1:47.506	30.638	41.081	35.787	262.1	16:53:13.235	3		1:48.041	30.908	41.296	35.837	264.7	16:52:39.200
4		1:47.565	30.820	40.822	35.923	262.7	16:55:00.800	4		1:47.795	30.751	41.339	35.705	265.3	16:54:26.995
5		1:46.541	30.512	40.640	35.389	262.1	16:56:47.341	5		1:47.884	30.654	41.283	35.947	266.6	16:56:14.879
6		1:51.529	30.739	41.328	39.462	262.1	16:58:38.870	6		1:47.958	30.994	41.307	35.657	267.3	16:58:02.837
7		1:46.376	30.474	40.642	35.260	262.7	17:00:25.246	7		1:48.104	30.518	41.252	36.334	266.0	16:59:50.941
8		1:51.536 P	30.404	40.784	40.348	263.4	17:02:16.782	8		1:57.858 P	30.968	43.357	43.533	266.0	17:01:48.799
9		7:05.271	5:45.724	42.036	37.511	185.8	17:09:22.053	9		8:35.507	7:16.452	42.223	36.832	195.2	17:10:24.306
10		1:55.282	36.159	42.361	36.762	259.6	17:11:17.335	10		1:47.738	30.951	41.205	35.582	264.0	17:12:12.044
11		1:50.555	31.734	42.156	36.665	261.5	17:13:07.890	11		1:47.336	30.838	41.020	35.478	265.3	17:13:59.380
12		1:49.951	31.538	41.640	36.773	262.7	17:14:57.841	12		1:49.861	30.604	42.395	36.862	265.3	17:15:49.241
13		1:48.398	31.079	41.360	35.959	262.7	17:16:46.239	13		1:47.681	30.608	41.468	35.605	265.3	17:17:36.922
14		1:57.110 P	33.034	42.513	41.563	262.1	17:18:43.349	14		1:47.237	30.501	41.158	35.578	266.0	17:19:24.159
15		2:41.138	1:22.597	42.072	36.469	136.1	17:21:24.487	15		1:47.350	30.588	40.948	35.814	266.0	17:21:11.509
16		1:50.127	31.394	42.271	36.462	260.8	17:23:14.614	16		2:01.165 P	30.568	41.244	49.353	266.6	17:23:12.674
17		1:49.631	31.210	42.148	36.273	261.5	17:25:04.245	17		3:46.041	2:28.934	41.128	35.979	197.8	17:26:58.715
18		1:51.329	31.317	42.334	37.678	262.7	17:26:55.574	18		1:47.435	30.539	41.075	35.821	267.9	17:28:46.150
19		1:50.040	31.554	42.031	36.455	259.6	17:28:45.614	19		1:49.221	30.886	42.214	36.121	267.9	17:30:35.371
20		1:50.939	31.237	42.134	37.568	261.5	17:30:36.553	20		1:47.495	30.367	41.119	36.009	267.3	17:32:22.866
21		1:49.879	31.257	41.862	36.760	261.5	17:32:26.432	21		1:46.597	30.337	40.881	35.379	265.3	17:34:09.463
22		1:50.889	31.827	42.061	37.001	263.4	17:34:17.321	22		1:46.800	30.366	40.750	35.684	266.0	17:35:56.263
23		1:49.471	31.229	41.756	36.486	260.8	17:36:06.792	23		1:56.227 P	30.379	41.508	44.340	267.9	17:37:52.490
24		1:54.811 P	31.239	41.823	41.749	262.1	17:38:01.603	24		3:08.478	1:49.241	41.901	37.336	196.0	17:41:00.968
25		2:52.006	1:33.250	42.260	36.496	177.9	17:40:53.609	25		1:47.307	30.418	40.904	35.985	267.9	17:42:48.275
26		1:47.708	30.798	41.262	35.648	266.0	17:42:41.317	26		1:46.998	30.300	41.294	35.404	267.3	17:44:35.273
27		1:46.850	30.334	40.905	35.611	266.0	17:44:28.167	27		1:54.495 P	30.296	40.817	43.382	268.6	17:46:29.768
28		1:56.014 P	30.537	41.005	44.472	264.7	17:46:24.181								

61

1 Mauro Ricci
 AM 2 Jerome Policand
 Mercedes AMG GT3 - 2020
 AKKA ASP

Lap	D	Time	Sector 1	Sector 2	Sector 3	T. Spd	Elapsed
1		16:50:19.299	16:48:55.456	46.621	37.222	169.5	16:50:19.299
2		1:48.461	31.272	41.231	35.958	259.6	16:52:07.760
3		1:48.187	30.996	41.160	36.031	260.8	16:53:55.947
4		1:47.615	30.856	41.104	35.655	262.1	16:55:43.562
5		1:49.928	30.776	41.748	37.404	263.4	16:57:33.490
6		1:54.075 P	30.854	41.357	41.864	260.8	16:59:27.565
7		4:58.389	2:39.497	1:20.648	58.244	185.8	17:04:25.954
8		3:20.138	1:14.928	1:20.523	44.687	77.5	17:07:46.092
9		1:53.002	32.291	43.098	37.613	255.9	17:09:39.094
10		1:52.301	31.674	43.681	36.946	262.1	17:11:31.395
11		1:52.646	31.614	42.896	38.136	262.1	17:13:24.041
12		1:50.834	31.486	42.630	36.718	260.8	17:15:14.875
13		1:52.957	31.502	43.429	38.026	262.7	17:17:07.832
14		1:50.438	31.351	42.499	36.588	262.7	17:18:58.270
15		1:56.911 P	31.478	42.337	43.096	262.1	17:20:55.181
16		3:25.972 P	2:02.339	42.248	41.385	158.5	17:24:21.153
17		4:15.263 P	2:48.636	43.639	42.988	144.5	17:28:36.416
18		5:51.218	4:29.932	42.248	39.038	186.2	17:34:27.634
19		1:48.722	30.948	41.581	36.193	261.5	17:36:16.356
20		1:48.602	30.755	41.606	36.241	263.4	17:38:04.958
21		1:48.126	30.734	41.434	35.958	262.1	17:39:53.084
22		1:47.682	30.799	41.045	35.838	261.5	17:41:40.766
23		1:52.820 P	30.771	41.117	40.932	261.5	17:43:33.586





Circuit de Barcelona
International GT Open
Free Practice - 3
Lap Analysis



72

1 Nick Moss McLaren 720 S GT3
 PROAM 2 Joe Osborne Optimum Motorsport

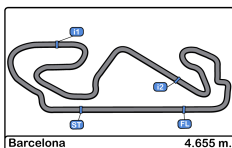
Lap	D	Time	Sector 1	Sector 2	Sector 3	T. Spd	Elapsed
1		16:49:14.897	16:47:55.660	41.678	37.559	157.6	16:49:14.897
2		1:48.114	31.040	41.151	35.923	262.7	16:51:03.011
3		1:47.309	30.716	41.032	35.561	263.4	16:52:50.320
4		1:50.672 P	30.664	40.891	39.117	264.0	16:54:40.992
5		3:09.707	1:49.353	42.570	37.784	195.6	16:57:50.699
6		1:53.704	32.870	43.514	37.320	262.7	16:59:44.403
7		1:50.772	31.693	42.281	36.798	262.7	17:01:35.175
8		2:50.247 P	33.524	1:21.808	54.885	262.7	17:04:25.392
9		7:18.287	5:58.739	42.536	37.012	194.2	17:11:43.679
10		1:51.205	31.729	42.700	36.776	262.1	17:13:34.884
11		1:50.132	31.654	41.863	36.615	262.7	17:15:25.016
12		1:49.672	31.199	42.020	36.453	265.3	17:17:14.688
13		1:49.238	30.971	41.968	36.299	265.3	17:19:03.926
14		1:49.614	31.078	42.175	36.361	266.6	17:20:53.540
15		2:02.517 P	30.847	44.722	46.948	264.7	17:22:56.057
16		3:10.937 P	1:48.894	41.839	40.204	196.3	17:26:06.994
17		3:14.040 P	1:50.512	41.963	41.565	196.0	17:29:21.034
18		3:09.210 P	1:47.862	41.725	39.623	197.0	17:32:30.244
19		3:07.534	1:49.697	41.610	36.227	195.6	17:35:37.778
20		1:48.663	31.229	41.461	35.973	262.7	17:37:26.441
21		1:48.899	31.069	41.649	36.181	264.0	17:39:15.340
22		1:48.088	30.950	41.318	35.820	263.4	17:41:03.428
23		1:47.893	30.547	41.256	36.090	266.6	17:42:51.321
24		2:10.719 P	35.941	48.906	45.872	188.1	17:45:02.040

88

1 Patryk Krupinski Mercedes AMG GT3 - 2016
 PROAM 2 Christian Klien JP Motorsport

Lap	D	Time	Sector 1	Sector 2	Sector 3	T. Spd	Elapsed
1		16:50:06.126	16:48:42.381	43.035	40.710	188.4	16:50:06.126
2		1:47.517	30.681	41.194	35.642	260.2	16:51:53.643
3		1:48.190	30.493	41.998	35.699	262.7	16:53:41.833
4		1:53.455 P	30.432	40.848	42.175	264.0	16:55:35.288
5		3:12.348	1:52.193	42.984	37.171	194.5	16:58:47.636
6		1:46.459	30.420	40.852	35.187	261.5	17:00:34.095
7		1:55.854 P	30.335	40.686	44.830	262.7	17:02:29.946
8		4:21.474 P	2:04.429	1:19.563	57.179	79.1	17:06:51.117
9		2:57.311	1:36.553	44.101	36.657	191.4	17:09:48.428
10		1:49.334	31.183	41.709	36.442	261.5	17:11:37.762
11		1:49.277	31.118	41.569	36.590	262.7	17:13:27.039
12		1:48.294	30.950	41.251	36.093	262.1	17:15:15.333
13		1:50.033	31.306	42.276	36.451	264.0	17:17:05.366
14		1:48.684	31.141	41.414	36.129	264.7	17:18:54.050
15		1:48.075	30.828	41.275	35.972	262.7	17:20:42.125
16		1:48.651	30.782	41.585	36.284	263.4	17:22:30.776
17		1:54.471 P	30.759	41.418	42.294	262.1	17:24:25.247
18		2:56.217	1:35.647	42.810	37.760	186.5	17:27:21.464
19		1:46.657	30.333	41.079	35.245	263.4	17:29:08.121
20		1:46.286	30.331	40.590	35.365	263.4	17:30:54.407
21		1:50.529 P	30.298	40.677	39.554	264.0	17:32:44.936
22		3:45.654 P	2:24.316	41.081	40.257	196.0	17:36:30.590
23		2:59.542 P	1:37.545	41.490	40.507	196.3	17:39:30.132
24		3:08.913 P	1:45.970	41.443	41.500	196.3	17:42:39.045
25		2:55.697	1:37.290	41.607	36.800	196.3	17:45:34.742
26		2:11.177 P	35.595	50.567	45.015	198.8	17:47:45.919



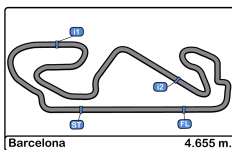


Circuito de Barcelona
International GT Open
Free Practice - 3
Best Sectors Results



Sector - 1				Sector - 2				Sector - 3				Ideal Lap vs Best Lap				
Clas	Nº	Driver	Time	Nº	Driver	Time	Nº	Driver	Time	Clas	Nº	Driver	Ideal Lap	Best Lap	Clas	
1	17	Prette - Abril	30.181	17	Prette - Abril	40.429	17	Prette - Abril	35.008	1	17	Prette - Abril	1:45.618	1:45.729	1	
2	59	Ramos - Chaves	30.296	88	Krupinski - Klien	40.590	88	Krupinski - Klien	35.187	2	88	Krupinski - Klien	1:46.075	1:46.286	2	
3	88	Krupinski - Klien	30.298	48	Ortelli - Negro	40.640	7	Iribe - Millroy	35.215	3	48	Ortelli - Negro	1:46.234	1:46.376	3	
4	16	Hahn - Khodair	30.299	16	Hahn - Khodair	40.653	48	Ortelli - Negro	35.260	4	7	Iribe - Millroy	1:46.322	1:46.505	4	
5	48	Ortelli - Negro	30.334	7	Iribe - Millroy	40.701	33	Moller - Barr	35.338	5	16	Hahn - Khodair	1:46.350	1:46.564	5	
6	7	Iribe - Millroy	30.406	59	Ramos - Chaves	40.750	59	Ramos - Chaves	35.379	6	59	Ramos - Chaves	1:46.425	1:46.597	6	
7	33	Moller - Barr	30.494	72	Moss - Osborne	40.891	16	Hahn - Khodair	35.398	7	33	Moller - Barr	1:46.831	1:47.102	7	
8	72	Moss - Osborne	30.547	33	Moller - Barr	40.999	72	Moss - Osborne	35.561	8	72	Moss - Osborne	1:46.999	1:47.309	8	
9	26	Crestani - Mettler	30.610	61	Ricci - Policand	41.045	61	Ricci - Policand	35.655	9	61	Ricci - Policand	1:47.434	1:47.615	9	
10	61	Ricci - Policand	30.734	26	Crestani - Mettler	41.171	26	Crestani - Mettler	35.760	10	26	Crestani - Mettler	1:47.541	1:47.641	10	
11	4	Gosselin - Rostan	31.262	4	Gosselin - Rostan	41.747	4	Gosselin - Rostan	36.502	11	4	Gosselin - Rostan	1:49.511	1:49.855	11	



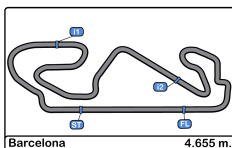


Circuito de Barcelona
International GT Open
Free Practice - 3
Best 5 Lap Times



Cl	Nº	Entrant/Team	Nat	Driver 1	Nat	Status	Driver 2	Nat	Status	Vehicle	Cat	Cl	Best 1		Best 2		Best 3		Best 4		Best 5	
													Time	Lap	Time	Lap	Time	Lap	Time	Lap	Time	Lap
1	17	AF Corse / APM Monaco	ITA	Louis Prette	MCO		Vincent Abril	MCO		Ferrari 488 GT3	PRO	1	1:45.729	9	1:45.979	17	1:45.989	23	1:46.105	8	1:46.118	11
2	88	JP Motorsport	POL	Patryk Krupinski	POL		Christian Kliken	AUT		Mercedes AMG GT3 - 2016	PROAM	1	1:46.286	20	1:46.459	6	1:46.657	19	1:47.517	2	1:48.075	15
3	48	AF Corse / APM Monaco	ITA	Stephane Ortelli	MCO		Angelo Negro	ITA		Ferrari 488 GT3	PROAM	2	1:46.376	7	1:46.541	5	1:46.850	27	1:47.506	3	1:47.565	4
4	7	Optimum Motorsport	GBR	Brendan Iribe	USA		Ollie Millroy	GBR		McLaren 720 S GT3	PROAM	3	1:46.505	17	1:46.712	16	1:46.981	18	1:47.461	21	1:48.853	4
5	16	Teo Martín Motorsport	ESP	Marcelo Hahn	BRA		Allam Khodair	BRA		McLaren 720 S GT3	PROAM	4	1:46.564	8	1:46.800	9	1:47.182	12	1:48.415	11	1:48.796	23
6	59	Teo Martín Motorsport	ESP	Miguel Ramos	PRT		Henrique Chaves	PRT		McLaren 720 S GT3	PRO	2	1:46.597	21	1:46.800	22	1:46.998	26	1:47.237	14	1:47.307	25
7	33	RENO Racing	DNK	Jens Reno Moller	DNK		Reece Barr	IRL		Honda NSX GT3 Evo	PROAM	5	1:47.102	21	1:47.238	24	1:47.327	4	1:47.476	20	1:47.537	7
8	72	Optimum Motorsport	GBR	Nick Moss	GBR		Joe Osborne	GBR		McLaren 720 S GT3	PROAM	6	1:47.309	3	1:47.893	23	1:48.088	22	1:48.114	2	1:48.663	20
9	61	AKKA ASP	FRA	Mauro Ricci	ITA		Jerome Policand	FRA		Mercedes AMG GT3 - 2020	AM	1	1:47.615	4	1:47.682	22	1:48.126	21	1:48.187	3	1:48.461	2
10	26	Team Lazarus	ITA	Fabrizio Crestani	ITA		Yannick Mettler	CHE		Bentley Continental GT3	PRO	3	1:47.641	15	1:47.721	9	1:48.165	13	1:48.202	2	1:48.206	5
11	4	Boutsen Ginion	BEL	Claude-Yves Gosselin	FRA		Marc Rostan	FRA		Lamborghini Huracan GT3 EVO	AM	2	1:49.855	23	1:50.378	24	1:50.419	20	1:50.556	22	1:50.817	12



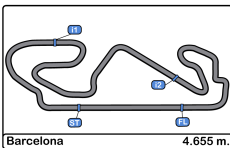


Circuito de Barcelona
International GT Open
Free Practice - 3
Best 5 Top Speeds



Cl	Nº	Entrant/Team	Nat	Driver 1	Nat	Driver 2	Nat	Vehicle	Cat	Cl	Top 1		Top 2		Top 3		Top 4		Top 5		Avg
											Km/h	Lap	Km/h	Lap	Km/h	Lap	Km/h	Lap	Km/h	Lap	
1	26	Team Lazarus	ITA	Fabrizio Crestani	ITA	Yannick Mettler	CHE	Bentley Continental GT3	PRO	1	271.3	14	270.6	15	270.6	16	270.0	7	270.0	10	270.5
2	16	Teo Martín Motorsport	ESP	Marcelo Hahn	BRA	Allam Khodair	BRA	McLaren 720 S GT3	PROAM	1	268.6	9	268.6	13	267.9	11	267.9	12	267.9	14	268.2
3	59	Teo Martín Motorsport	ESP	Miguel Ramos	PRT	Henrique Chaves	PRT	McLaren 720 S GT3	PRO	2	268.6	27	267.9	18	267.9	19	267.9	23	267.9	25	268.1
4	33	RENO Racing	DNK	Jens Reno Moller	DNK	Reece Barr	IRL	Honda NSX GT3 Evo	PROAM	2	267.3	15	265.3	13	265.3	16	264.7	3	264.7	6	265.4
5	72	Optimum Motorsport	GBR	Nick Moss	GBR	Joe Osborne	GBR	McLaren 720 S GT3	PROAM	3	266.6	14	266.6	23	265.3	12	265.3	13	264.7	15	265.7
6	48	AF Corse / APM Monaco	ITA	Stephane Ortelli	MCO	Angelo Negro	ITA	Ferrari 488 GT3	PROAM	4	266.0	26	266.0	27	264.7	28	263.4	8	263.4	22	264.7
7	7	Optimum Motorsport	GBR	Brendan Iribe	USA	Ollie Millroy	GBR	McLaren 720 S GT3	PROAM	5	265.3	6	265.3	19	264.7	7	264.7	18	264.0	13	264.8
8	17	AF Corse / APM Monaco	ITA	Louis Prette	MCO	Vincent Abril	MCO	Ferrari 488 GT3	PRO	3	265.3	18	264.7	11	264.7	17	264.7	21	264.7	24	264.8
9	88	JP Motorsport	POL	Patryk Krupinski	POL	Christian Klien	AUT	Mercedes AMG GT3 - 2016	PROAM	6	264.7	14	264.0	4	264.0	13	264.0	21	263.4	16	264.0
10	61	AKKA ASP	FRA	Mauro Ricci	ITA	Jerome Policand	FRA	Mercedes AMG GT3 - 2020	AM	1	263.4	5	263.4	20	262.7	13	262.7	14	262.1	4	262.9
11	4	Boutsen Ginion	BEL	Claude-Yves Gosselin	FRA	Marc Rostan	FRA	Lamborghini Huracan GT3 EVO	AM	2	259.6	23	258.9	22	258.9	24	258.3	20	258.3	21	258.8



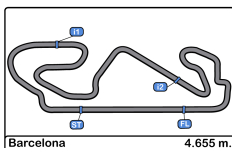


Circuito de Barcelona
International GT Open
Free Practice - 3
Fastest Laps Sequence



Lap	Time of Day	Session Time	Nº	Entrant/Team	Nat	Driver 1	Nat	Driver 2	Nat	Vehicle	Cat	Time	Km/h
2	16:50:51.159	3:51.159	59	Teo Martín Motorsport	ESP	Miguel Ramos	PRT	Henrique Chaves	PRT	McLaren 720 S GT3	PRO	1:53.480	147.6
2	16:51:03.011	4:03.011	72	Optimum Motorsport	GBR	Nick Moss	GBR	Joe Osborne	GBR	McLaren 720 S GT3	PROAM	1:48.114	155.0
2	16:51:53.643	4:53.643	88	JP Motorsport	POL	Patryk Krupinski	POL	Christian Klien	AUT	Mercedes AMG GT3 - 2016	PROAM	1:47.517	155.8
3	16:52:50.320	5:50.320	72	Optimum Motorsport	GBR	Nick Moss	GBR	Joe Osborne	GBR	McLaren 720 S GT3	PROAM	1:47.309	156.1
5	16:56:47.341	9:47.341	48	AF Corse / APM Monaco	ITA	Stephane Ortelli	MCO	Angelo Negro	ITA	Ferrari 488 GT3	PROAM	1:46.541	157.2
5	16:57:55.688	10:55.688	17	AF Corse / APM Monaco	ITA	Louis Prette	MCO	Vincent Abril	MCO	Ferrari 488 GT3	PRO	1:46.468	157.3
7	17:00:25.246	13:25.246	48	AF Corse / APM Monaco	ITA	Stephane Ortelli	MCO	Angelo Negro	ITA	Ferrari 488 GT3	PROAM	1:46.376	157.5
8	17:12:44.684	25:44.684	17	AF Corse / APM Monaco	ITA	Louis Prette	MCO	Vincent Abril	MCO	Ferrari 488 GT3	PRO	1:46.105	157.9
9	17:14:30.413	27:30.413	17	AF Corse / APM Monaco	ITA	Louis Prette	MCO	Vincent Abril	MCO	Ferrari 488 GT3	PRO	1:45.729	158.4





Circuito de Barcelona
International GT Open
Free Practice - 3
Event Best Maximum Speed



Nº	Entrant/Team	Nat	Driver 1	Nat	Driver 2	Nat	Vehicle	Cat	Km/h	Session
26	Team Lazarus	ITA	Fabrizio Crestani	ITA	Yannick Mettler	CHE	Bentley Continental GT3	PRO	272.7	Free Practice - 2
59	Teo Martín Motorsport	ESP	Miguel Ramos	PRT	Henrique Chaves	PRT	McLaren 720 S GT3	PRO	269.3	Free Practice - 2
16	Teo Martín Motorsport	ESP	Marcelo Hahn	BRA	Allam Khodair	BRA	McLaren 720 S GT3	PROAM	268.6	Free Practice - 2
34	TF Sport	GBR	Salih Yoluc	TUR	Charlie Eastwood	IRL	Aston Martin Vantage GT3	PRO	267.9	Free Practice - 1
7	Optimum Motorsport	GBR	Brendan Iribe	USA	Ollie Millroy	GBR	McLaren 720 S GT3	PROAM	267.3	Free Practice - 2
33	RENO Racing	DNK	Jens Reno Moller	DNK	Reece Barr	IRL	Honda NSX GT3 Evo	PROAM	267.3	Free Practice - 2
72	Optimum Motorsport	GBR	Nick Moss	GBR	Joe Osborne	GBR	McLaren 720 S GT3	PROAM	266.6	Free Practice - 2
48	AF Corse / APM Monaco	ITA	Stephane Ortelli	MCO	Angelo Negro	ITA	Ferrari 488 GT3	PROAM	266.0	Free Practice - 2
17	AF Corse / APM Monaco	ITA	Louis Prette	MCO	Vincent Abril	MCO	Ferrari 488 GT3	PRO	265.3	Free Practice - 3
61	AKKA ASP	FRA	Mauro Ricci	ITA	Jerome Policand	FRA	Mercedes AMG GT3 - 2020	AM	264.7	Free Practice - 2
88	JP Motorsport	POL	Patryk Krupinski	POL	Christian Klien	AUT	Mercedes AMG GT3 - 2016	PROAM	264.7	Free Practice - 3
4	Boutsen Genion	BEL	Claude-Yves Gosselin	FRA	Marc Rostan	FRA	Lamborghini Huracan GT3 EVO	AM	259.6	Free Practice - 1





**Circuit de Barcelona
International GT Open
Free Practice - 3
Pit Stop Analysis**



4 Claude-Yves Gosselin AM Boutsen Ginion
Marc Rostan Lamborghini Huracan GT3 EVO

Nr.	In Day Time	In Time	Out Time	Pit Time	T. Pit Time	Handicap	Penalty
1	16:54:21.021	16:54:21.021	16:57:25.270	3:04.249	3:04.249		
2	17:18:29.141	17:18:29.141	17:20:51.641	2:22.500	5:26.749		
3	17:23:07.442	17:23:07.442	17:25:02.175	1:54.733	7:21.482		

7 Brendan Iribe PROAM Optimum Motorsport
Ollie Millroy McLaren 720 S GT3

Nr.	In Day Time	In Time	Out Time	Pit Time	T. Pit Time	Handicap	Penalty
1	17:15:31.482	17:15:31.482	17:16:42.606	1:11.124	1:11.124		
2	17:25:38.299	17:25:38.299	17:31:12.493	5:34.194	6:45.318		
3	17:36:36.095	17:36:36.095	17:39:35.649	2:59.554	9:44.872		

16 Marcelo Hahn PROAM Teo Martin Motorsport
Allam Khodair McLaren 720 S GT3

Nr.	In Day Time	In Time	Out Time	Pit Time	T. Pit Time	Handicap	Penalty
1	16:55:16.191	16:55:16.191	16:59:15.597	3:59.406	3:59.406		
2	17:03:19.189	17:03:19.189	17:08:19.734	5:00.545	8:59.951		
3	17:22:54.602	17:22:54.602	17:27:01.284	4:06.682	13:06.633		
4	17:37:59.956	17:37:59.956	17:38:51.894	51.938	13:58.571		

17 Louis Prette PRO AF Corse / APM Monaco
Vincent Abril Ferrari 488 GT3

Nr.	In Day Time	In Time	Out Time	Pit Time	T. Pit Time	Handicap	Penalty
1	16:49:39.812	16:49:39.812	16:50:34.658	54.846	54.846		
2	16:59:55.534	16:59:55.534	17:09:08.565	9:13.031	10:07.877		
3	17:19:51.888	17:19:51.888	17:21:49.751	1:57.863	12:05.740		

26 Fabrizio Crestani PRO Team Lazarus
Yannick Mettler Bentley Continental GT3

Nr.	In Day Time	In Time	Out Time	Pit Time	T. Pit Time	Handicap	Penalty
1	17:00:11.532	17:00:11.532	17:08:15.811	8:04.279	8:04.279		
2	17:15:35.138	17:15:35.138	17:18:05.647	2:30.509	10:34.788		
3	17:25:23.258	17:25:23.258	17:37:04.678	11:41.420	22:16.208		

33 Jens Reno Moller PROAM RENO Racing
Reece Barr Honda NSX GT3 Evo

Nr.	In Day Time	In Time	Out Time	Pit Time	T. Pit Time	Handicap	Penalty
1	17:22:24.150	17:22:24.150	17:24:04.807	1:40.657	1:40.657		

48 Stephane Ortelli PROAM AF Corse / APM Monaco
Angelo Negro Ferrari 488 GT3

Nr.	In Day Time	In Time	Out Time	Pit Time	T. Pit Time	Handicap	Penalty
1	17:02:14.302	17:02:14.302	17:07:29.916	5:15.614	5:15.614		
2	17:18:40.891	17:18:40.891	17:19:31.867	50.976	6:06.590		
3	17:37:59.031	17:37:59.031	17:39:00.470	1:01.439	7:08.029		

59 Miguel Ramos PRO Teo Martin Motorsport
Henrique Chaves McLaren 720 S GT3

Nr.	In Day Time	In Time	Out Time	Pit Time	T. Pit Time	Handicap	Penalty
1	17:01:46.044	17:01:46.044	17:08:34.044	6:48.000	6:48.000		
2	17:23:09.400	17:23:09.400	17:25:11.484	2:02.084	8:50.084		
3	17:37:50.017	17:37:50.017	17:39:10.653	1:20.636	10:10.720		

61 Mauro Ricci AM AKKA ASP
Jerome Policand Mercedes AMG GT3 - 2020

Nr.	In Day Time	In Time	Out Time	Pit Time	T. Pit Time	Handicap	Penalty
1	16:59:25.098	16:59:25.098	17:01:30.948	2:05.850	2:05.850		
2	17:20:52.700	17:20:52.700	17:22:20.540	1:27.840	3:33.690		
3	17:24:18.566	17:24:18.566	17:26:34.515	2:15.949	5:49.639		
4	17:28:33.720	17:28:33.720	17:32:33.452	3:59.732	9:49.371		

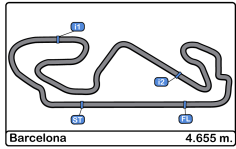
72 Nick Moss PROAM Optimum Motorsport
Joe Osborne McLaren 720 S GT3

Nr.	In Day Time	In Time	Out Time	Pit Time	T. Pit Time	Handicap	Penalty
1	16:54:38.552	16:54:38.552	16:55:58.613	1:20.061	1:20.061		
2	17:04:22.874	17:04:22.874	17:09:52.375	5:29.501	6:49.562		
3	17:22:53.583	17:22:53.583	17:24:14.522	1:20.939	8:10.501		
4	17:26:04.585	17:26:04.585	17:27:25.847	1:21.262	9:31.763		
5	17:29:17.644	17:29:17.644	17:30:38.718	1:21.074	10:52.837		
6	17:32:27.830	17:32:27.830	17:33:49.100	1:21.270	12:14.107		

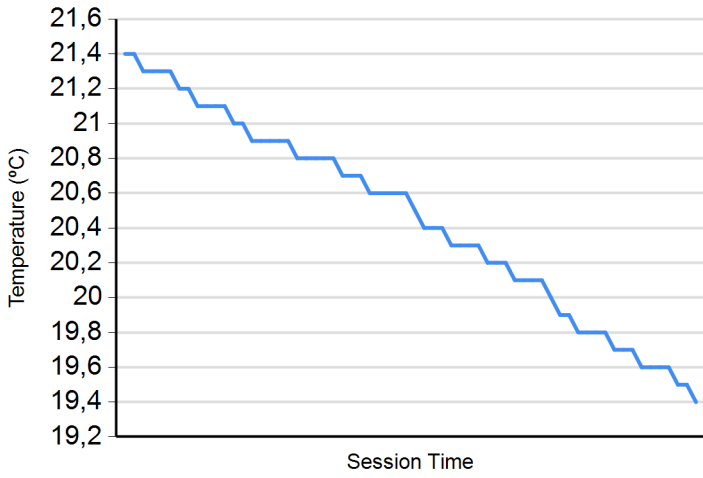
88 Patryk Krupinski PROAM JP Motorsport
Christian Klien Mercedes AMG GT3 - 2016

Nr.	In Day Time	In Time	Out Time	Pit Time	T. Pit Time	Handicap	Penalty
1	16:55:32.838	16:55:32.838	16:56:57.124	1:24.286	1:24.286		
2	17:02:27.549	17:02:27.549	17:03:35.077	1:07.528	2:31.814		
3	17:06:48.528	17:06:48.528	17:07:55.563	1:07.035	3:38.849		
4	17:24:21.778	17:24:21.778	17:25:29.405	1:07.627	4:46.476		
5	17:32:42.533	17:32:42.533	17:34:39.069	1:56.536	6:43.012		
6	17:36:28.139	17:36:28.139	17:37:37.833	1:09.694	7:52.706		
7	17:39:27.624	17:39:27.624	17:40:45.961	1:18.337	9:11.043		
8	17:42:36.485	17:42:36.485	17:43:46.146	1:09.661	10:20.704		

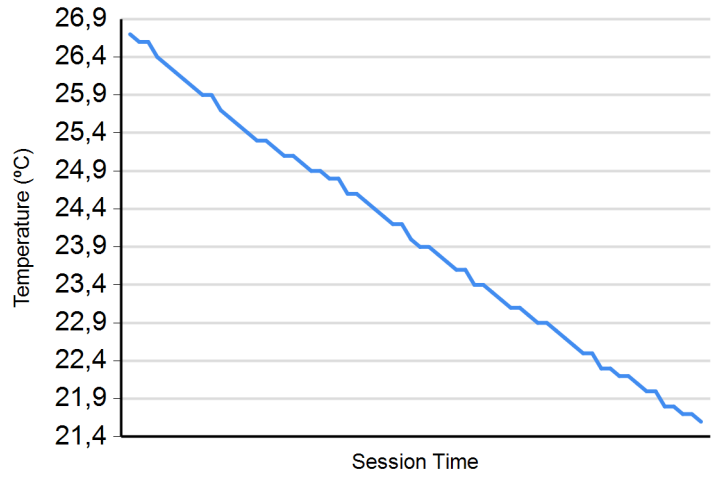




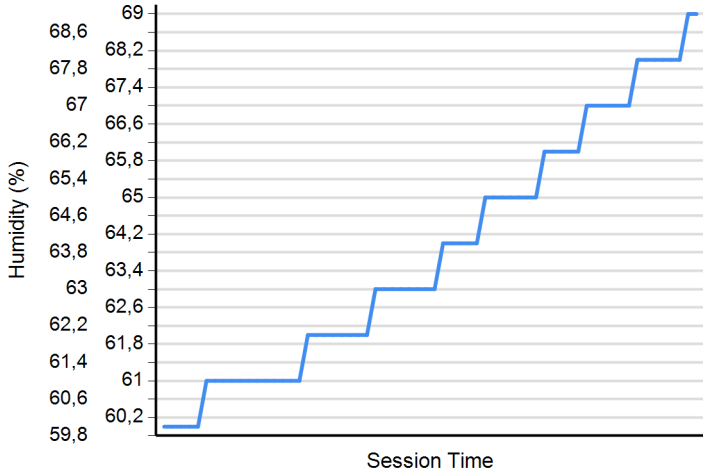
Air Temperature



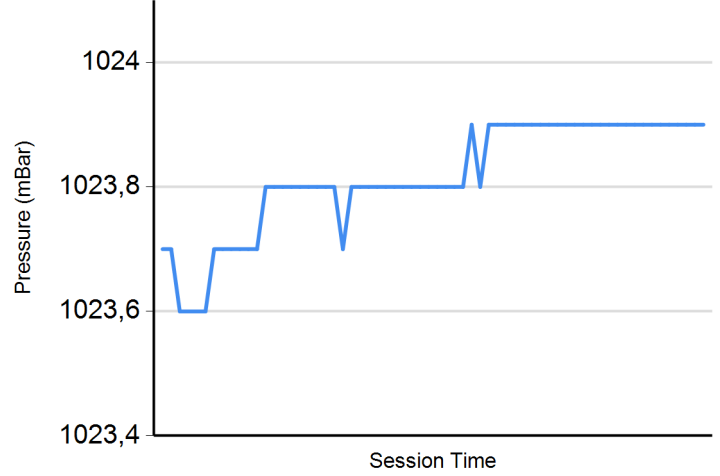
Track Temperature



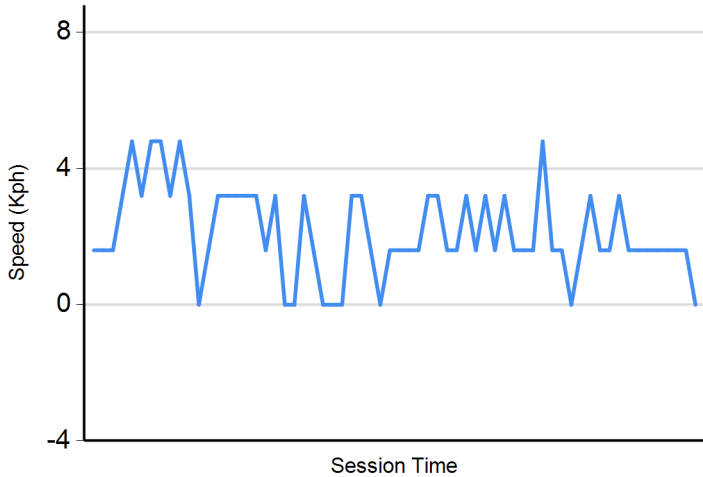
Humidity



Pressure

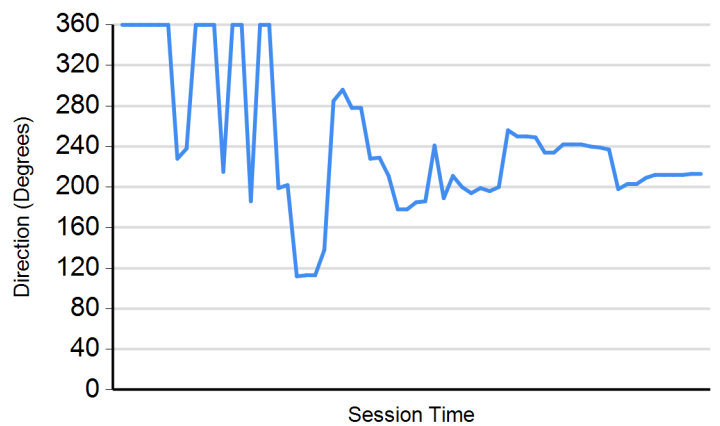


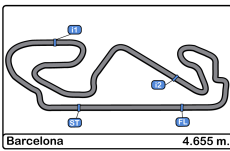
Wind Speed



Wind direction

North = 0°/360° Est = 90° South = 180° West = 270°





Circuito de Barcelona
International GT Open
Free Practice 1 - 2 - 3
Combined Results



Cls	Nº	Entrant/Team	Nat	Driver 1	Nat	Driver 2	Nat	Vehicle	Cat	Cls	Laps	Free Practice - 1	Free Practice - 2	Free Practice - 3	Best	Gap	Interval	Km/h			
1	34	TF Sport	GBR	Salih Yoluc	TUR	Charlie Eastwood	IRL	Aston Martin Vantage GT3	PRO	1	47	1:45.597	15	1:45.314	8	1:45.314			159.1		
2	59	Teo Martín Motorsport	ESP	Miguel Ramos	PRT	Henrique Chaves	PRT	McLaren 720 S GT3	PRO	2	70	1:45.876	13	1:45.529	8	1:46.597	21	1:45.529	0.215	0.215	158.7
3	61	AKKA ASP	FRA	Mauro Ricci	ITA	Jerome Policand	FRA	Mercedes AMG GT3 - 2020	AM	1	61	1:45.632	7	1:45.885	5	1:47.615	4	1:45.632	0.318	0.103	158.6
4	48	AF Corse / APM Monaco	ITA	Stephane Ortelli	MCO	Angelo Negro	ITA	Ferrari 488 GT3	PROAM	1	73	1:47.567	14	1:45.665	23	1:46.376	7	1:45.665	0.351	0.033	158.5
5	17	AF Corse / APM Monaco	ITA	Louis Prette	MCO	Vincent Abril	MCO	Ferrari 488 GT3	PRO	3	52		1:45.953	12	1:45.729	9	1:45.729	0.415	0.064	158.4	
6	88	JP Motorsport	POL	Patryk Krupinski	POL	Christian Klien	AUT	Mercedes AMG GT3 - 2016	PROAM	2	59	1:46.080	7	1:45.776	10	1:46.286	20	1:45.776	0.462	0.047	158.4
7	16	Teo Martín Motorsport	ESP	Marcelo Hahn	BRA	Allam Khodair	BRA	McLaren 720 S GT3	PROAM	3	64	1:46.749	13	1:45.825	9	1:46.564	8	1:45.825	0.511	0.049	158.3
8	33	RENO Racing	DNK	Jens Reno Moller	DNK	Reece Barr	IRL	Honda NSX GT3 Evo	PROAM	4	66	1:47.767	14	1:46.089	5	1:47.102	21	1:46.089	0.775	0.264	157.9
9	7	Optimum Motorsport	GBR	Brendan Iribe	USA	Ollie Millroy	GBR	McLaren 720 S GT3	PROAM	5	68	1:46.906	11	1:46.221	12	1:46.505	17	1:46.221	0.907	0.132	157.7
10	72	Optimum Motorsport	GBR	Nick Moss	GBR	Joe Osborne	GBR	McLaren 720 S GT3	PROAM	6	65	1:46.434	14	1:47.837	11	1:47.309	3	1:46.434	1.120	0.213	157.4
11	26	Team Lazarus	ITA	Fabrizio Crestani	ITA	Yannick Mettler	CHE	Bentley Continental GT3	PRO	4	39		1:46.688	8	1:47.641	15	1:46.688	1.374	0.254	157.0	
12	4	Boutsen Ginion	BEL	Claude-Yves Gosselin	FRA	Marc Rostan	FRA	Lamborghini Huracan GT3 EVO	AM	2	65	1:50.724	16	1:49.074	9	1:49.855	23	1:49.074	3.760	2.386	153.6

CAR 59 TIME 1:47.195 DELETED TRACK LIMITS AT T 9 AND15
 CAR 7 TIME 1:48.148 DELETED TRACK LIMITS AT T15
 CAR 33 TIME 3:04.275 DELETED TRACK LIMITS AT T15
 CAR 72 TIME 1:46.574 DELETED TRACK LIMITS AT T15
 CAR 16 TIME 1:47.337 DELETED TRACK LIMITS AT T15
 CAR 33 TIME 1:48.245 DELETED TRACK LIMITS AT T15
 CAR 33 TIME 1:47.838 DELETED TRACK LIMITS AT T15
 CAR 48 TIME 1:49.318 DELETED TRACK LIMITS AT T 9
 CAR 7 TIME 1:46.771 DELETED TRACK LIMITS AT T 15
 CAR 61 TIME 1:50.414 DELETED TRACK LIMITS AT T 15
 CAR 26 TIME 1:46.925 DELETED TRACK LIMITS AT T 9
 CAR 17 TIME 1:46.656 DELETED TRACK LIMITS AT T 15
 CAR 7 TIME 1:49.597 DELETED TRACK LIMITS AT T 9
 CAR 33 TIME 1:46.337 DELETED TRACK LIMITS AT T 9
 CAR 59 TIME 1:47.454 DELETED TRACK LIMITS AT T 9
 CAR 26 TIME 1:47.413 DELETED TRACK LIMITS AT T 9
 CAR 51 TIME 1:53.729 DELETED TRACK LIMITS AT T 9
 CAR 10 TIME 1:53.456 DELETED TRACK LIMITS AT T 15
 CAR 51 TIME 1:52.618 DELETED TRACK LIMITS AT T 15
 CAR 26 TIME 1:48.986 DELETED TRACK LIMITS AT T 9
 CAR 51 TIME 1:53.352 DELETED TRACK LIMITS AT T 15
 CAR 17 TIME 1:48.378 DELETED TRACK LIMITS AT T 9
 CAR 16 TIME 1:46.443 DELETED TRACK LIMITS AT T 15

Published at:.....

Stewards:	Race Director:	Timekeeper:
------------------	-----------------------	--------------------

