



**Spa Francorchamps**  
**Porsche Carrera Cup France**  
**Race - 2**  
**Provisional Results**



Cls	N°	Driver	Nat	Team	Class	Cls	Laps	Total Time	Gap	Interval	Km/h	Best	Time	Km/h
1	1	Ayhancan Güven	TUR	Martinet by Alméras	PRO	1	12	<b>28:43.707</b>			175.5	2	2:22.046	177.5
2	69	Florian Latorre	FRA	CLRT	PRO	2	12	<b>28:47.147</b>	3.440	3.440	175.1	4	2:22.604	176.8
3	91	Jaxon Evans	NZL	BWT Lechner Racing	PRO	3	12	<b>28:47.391</b>	3.684	0.244	175.1	3	2:22.758	176.6
4	27	Jean-Baptiste Simmenauer	FRA	BWT Lechner Racing	PRO	4	12	<b>28:51.641</b>	7.934	4.250	174.7	3	2:23.129	176.1
5	23	Marvin Klein	FRA	Martinet by Alméras	PRO	5	12	<b>28:52.020</b>	8.313	0.379	174.6	4	2:22.802	176.5
6	5	Adam Eteki	FRA	CLRT	PRO	6	12	<b>28:53.759</b>	10.052	1.739	174.5	2	2:23.318	175.9
7	33	Evan Spenle	FRA	Sébastien Loeb Racing	PRO	7	12	<b>29:08.015</b>	24.308	14.256	173.0	4	2:24.313	174.7
8	20	Victor Weyrich	FRA	Pierre Martinet by Alméras	PRO	8	12	<b>29:08.374</b>	24.667	0.359	173.0	2	2:24.145	174.9
9	11	Sylvain Noël	FRA	Racing Technology	PROA	1	12	<b>29:11.677</b>	27.970	3.303	172.7	3	2:24.154	174.9
10	911	Christophe Lapierre	FRA	Sébastien Loeb Racing	PROA	2	12	<b>29:14.341</b>	30.634	2.664	172.4	5	2:24.577	174.4
11	55	Nicolas Misslin	FRA	BWT Lechner Racing	PROA	3	12	<b>29:15.318</b>	31.611	0.977	172.3	4	2:24.430	174.5
12	888	François Lansard	FRA	CLRT	AM	1	12	<b>29:34.071</b>	50.364	18.753	170.5	6	2:25.713	173.0
13	59	Maxence Maurice	FRA	IMSA Performance	AM	2	12	<b>29:34.300</b>	50.593	0.229	170.5	6	2:25.876	172.8
14	7	Jérôme Boullery	FRA	Racing Technology	PROA	4	12	<b>29:36.555</b>	52.848	2.255	170.3	4	2:25.901	172.8
15	991	Ugo Gazil	FRA	Pierre Martinet by Alméras	PRO	9	12	<b>29:48.891</b>	1:05.184	12.336	169.1	2	2:24.099	174.9
16	22	Steve Brooks	FRA	CLRT	AM	3	12	<b>30:02.341</b>	1:18.634	13.450	167.8	5	2:28.127	170.2
17	26	Emil Caumes	FRA	CLRT	AM	4	12	<b>30:04.701</b>	1:20.994	2.360	167.6	6	2:26.010	172.6
18	44	Franck Leherpeur	FRA	Racing Technology	AM	5	12	<b>30:14.034</b>	1:30.327	9.333	166.7	7	2:27.846	170.5
19	87	Richard Wagner	DEU	BWT Lechner Racing	PRO	10	11	<b>26:40.004</b>	1 Lap	1 Lap	173.3	4	2:23.567	175.6
<b>Not classified: (Requirements: 75% of number laps of leader = 9 Laps)</b>														
	88	Stéphane Denoual	FRA	Martinet by Alméras	PROA	5								

**Fastest lap Ayhancan Güven in 2:22.046 at 177.5 Km/h in lap 2**

CAR 26 // 5 SEC PENALTY ADDED TO RACE TIME

5 SEC PENALTY CAR 911 ADDED TO RACE TIME

5 SEC PENALTY CAR 55 ADDED TO RACE TIME

Published at:.....

Track Temp: **11.0 °C** Air Temp: **8.4 °C**

Humidity: **81 %** Track Status: **DRY**

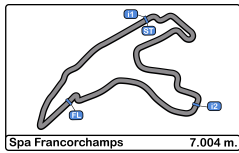
Stewards:

Race Director:

Timekeeper:



CIRCUIT DE SPA  
FRANCORCHAMPS



**Spa Francorchamps**  
**Porsche Carrera Cup France**  
**Race - 2**  
**Provisional Results by Class**



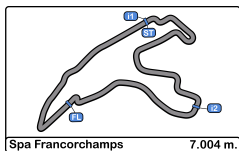
Cla	N°	Driver	Nat	Team	Class	Cls	Laps	Total Time	Gap	Interval	Km/h	Best	Time	Km/h
<b>AM</b>														
1	888	François Lansard	FRA	CLRT	AM	1	12	<b>29:34.071</b>			170.5	6	2:25.713	173.0
2	59	Maxence Maurice	FRA	IMSA Performance	AM	2	12	<b>29:34.300</b>	50.593	0.229	170.5	6	2:25.876	172.8
3	22	Steve Brooks	FRA	CLRT	AM	3	12	<b>30:02.341</b>	1:18.634	28.041	167.8	5	2:28.127	170.2
4	26	Emil Caumes	FRA	CLRT	AM	4	12	<b>30:04.701</b>	1:20.994	2.360	167.6	6	2:26.010	172.6
5	44	Franck Leherpeur	FRA	Racing Technology	AM	5	12	<b>30:14.034</b>	1:30.327	9.333	166.7	7	2:27.846	170.5

Published at:.....

Track Temp: **11.0 °C** Air Temp: **8.4 °C** Humidity: **81 %** Track Status: **DRY**

<b>Stewards:</b>	<b>Race Director:</b>	<b>Timekeeper:</b> 
------------------	-----------------------	------------------------





**Spa Francorchamps**  
**Porsche Carrera Cup France**  
**Race - 2**



**Provisional Results by Class**

Cla	N°	Driver	Nat	Team	Class	Cls	Laps	Total Time	Gap	Interval	Km/h	Best	Time	Km/h
<b>PRO</b>														
1	1	Ayhancan Güven	TUR	Martinet by Alméras	PRO	1	12	<b>28:43.707</b>			175.5	2	2:22.046	177.5
2	69	Florian Latorre	FRA	CLRT	PRO	2	12	<b>28:47.147</b>	3.440	3.440	175.1	4	2:22.604	176.8
3	91	Jaxon Evans	NZL	BWT Lechner Racing	PRO	3	12	<b>28:47.391</b>	3.684	0.244	175.1	3	2:22.758	176.6
4	27	Jean-Baptiste Simmenauer	FRA	BWT Lechner Racing	PRO	4	12	<b>28:51.641</b>	7.934	4.250	174.7	3	2:23.129	176.1
5	23	Marvin Klein	FRA	Martinet by Alméras	PRO	5	12	<b>28:52.020</b>	8.313	0.379	174.6	4	2:22.802	176.5
6	5	Adam Eteki	FRA	CLRT	PRO	6	12	<b>28:53.759</b>	10.052	1.739	174.5	2	2:23.318	175.9
7	33	Evan Spenle	FRA	Sébastien Loeb Racing	PRO	7	12	<b>29:08.015</b>	24.308	14.256	173.0	4	2:24.313	174.7
8	20	Victor Weyrich	FRA	Pierre Martinet by Alméras	PRO	8	12	<b>29:08.374</b>	24.667	0.359	173.0	2	2:24.145	174.9
9	991	Ugo Gazil	FRA	Pierre Martinet by Alméras	PRO	9	12	<b>29:48.891</b>	1:05.184	40.517	169.1	2	2:24.099	174.9
10	87	Richard Wagner	DEU	BWT Lechner Racing	PRO	10	11	<b>26:40.004</b>	1 Lap	1 Lap	173.3	4	2:23.567	175.6

Published at:.....

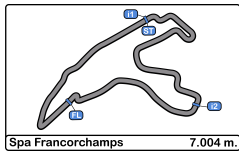
Track Temp: **11.0 °C** Air Temp: **8.4 °C** Humidity: **81 %** Track Status: **DRY**

Stewards:

Race Director:

Timekeeper:





**Spa Francorchamps**  
**Porsche Carrera Cup France**  
**Race - 2**  
**Provisional Results by Class**



Cla	N°	Driver	Nat	Team	Class	Cls	Laps	Total Time	Gap	Interval	Km/h	Best	Time	Km/h
<b>PROAM</b>														
1	11	Sylvain Noël	FRA	Racing Technology	PROA	1	12	29:11.677			172.7	3	2:24.154	174.9
2	911	Christophe Lapierre	FRA	Sébastien Loeb Racing	PROA	2	12	29:14.341	30.634	2.664	172.4	5	2:24.577	174.4
3	55	Nicolas Misslin	FRA	BWT Lechner Racing	PROA	3	12	29:15.318	31.611	0.977	172.3	4	2:24.430	174.5
4	7	Jérôme Boullery	FRA	Racing Technology	PROA	4	12	29:36.555	52.848	21.237	170.3	4	2:25.901	172.8
<b>Not classified: (Requirements: 75% of number laps of leader = 9 Laps)</b>														
	88	Stéphane Denoual	FRA	Martinet by Alméras	PROA	5								

**Fastest lap Ayhancan Güven in 2:22.046 at 177.5 Km/h in lap 2**

Published at:.....

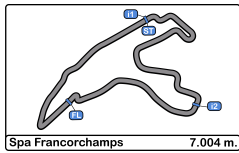
Track Temp: 11.0 °C Air Temp: 8.4 °C Humidity: 81 % Track Status: DRY

Stewards:

Race Director:

Timekeeper:



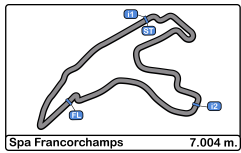


**Spa Francorchamps**  
**Porsche Carrera Cup France**  
**Race - 2**

**PORSCHE**  
**CARRERA CUP**  
**FRANCE**

**Provisional Classification by Driver Fastest Lap**

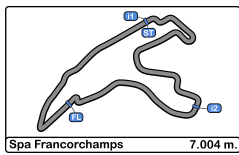
Cl	N°	Driver	Team	Class	Cl	Laps	Best	Time	Gap	Interval	Km/h
1	1	Ayhancan Güven	TUR Martinet by Alméras	PRO	1	12	2	<b>2:22.046</b>			177.5
2	69	Florian Latorre	FRA CLRT	PRO	2	12	4	<b>2:22.604</b>	0.558	0.558	176.8
3	91	Jaxon Evans	NZL BWT Lechner Racing	PRO	3	12	3	<b>2:22.758</b>	0.712	0.154	176.6
4	23	Marvin Klein	FRA Martinet by Alméras	PRO	4	12	4	<b>2:22.802</b>	0.756	0.044	176.5
5	27	Jean-Baptiste Simmenauer	FRA BWT Lechner Racing	PRO	5	12	3	<b>2:23.129</b>	1.083	0.327	176.1
6	5	Adam Eteki	FRA CLRT	PRO	6	12	2	<b>2:23.318</b>	1.272	0.189	175.9
7	87	Richard Wagner	DEU BWT Lechner Racing	PRO	7	11	4	<b>2:23.567</b>	1.521	0.249	175.6
8	99	Ugo Gazil	FRA Pierre Martinet by Alméras	PRO	8	12	2	<b>2:24.099</b>	2.053	0.532	174.9
9	20	Victor Weyrich	FRA Pierre Martinet by Alméras	PRO	9	12	2	<b>2:24.145</b>	2.099	0.046	174.9
10	11	Sylvain Noël	FRA Racing Technology	PROA	1	12	3	<b>2:24.154</b>	2.108	0.009	174.9
11	33	Evan Spenle	FRA Sébastien Loeb Racing	PRO	10	12	4	<b>2:24.313</b>	2.267	0.159	174.7
12	55	Nicolas Mislin	FRA BWT Lechner Racing	PROA	2	12	4	<b>2:24.430</b>	2.384	0.117	174.5
13	91	Christophe Lapierre	FRA Sébastien Loeb Racing	PROA	3	12	5	<b>2:24.577</b>	2.531	0.147	174.4
14	88	François Lansard	FRA CLRT	AM	1	12	6	<b>2:25.713</b>	3.667	1.136	173.0
15	59	Maxence Maurice	FRA IMSA Performance	AM	2	12	6	<b>2:25.876</b>	3.830	0.163	172.8
16	7	Jérôme Boullery	FRA Racing Technology	PROA	4	12	4	<b>2:25.901</b>	3.855	0.025	172.8
17	26	Emil Caumes	FRA CLRT	AM	3	12	6	<b>2:26.010</b>	3.964	0.109	172.6
18	44	Franck Leherpeur	FRA Racing Technology	AM	4	12	7	<b>2:27.846</b>	5.800	1.836	170.5
19	22	Steve Brooks	FRA CLRT	AM	5	12	5	<b>2:28.127</b>	6.081	0.281	170.2



**Spa Francorchamps**  
**Porsche Carrera Cup France**  
**Race - 2**  
**Distance and Speed Average**



Cls	N°	Driver	Nat	Team	Class	Cls	Laps	Distance	Total Time	Km/h
1	1	Ayhancan Güven	TUR	Martinet by Alméras	PRO	1	12	84.04	28:43.707	175.5
2	69	Florian Latorre	FRA	CLRT	PRO	2	12	84.04	28:47.147	175.1
3	91	Jaxon Evans	NZL	BWT Lechner Racing	PRO	3	12	84.04	28:47.391	175.1
4	27	Jean-Baptiste Simmenauer	FRA	BWT Lechner Racing	PRO	4	12	84.04	28:51.641	174.7
5	23	Marvin Klein	FRA	Martinet by Alméras	PRO	5	12	84.04	28:52.020	174.6
6	5	Adam Eteki	FRA	CLRT	PRO	6	12	84.04	28:53.759	174.5
7	33	Evan Spenle	FRA	Sébastien Loeb Racing	PRO	7	12	84.04	29:08.015	173.0
8	20	Victor Weyrich	FRA	Pierre Martinet by Alméras	PRO	8	12	84.04	29:08.374	173.0
9	11	Sylvain Noël	FRA	Racing Technology	PROAM	1	12	84.04	29:11.677	172.7
10	911	Christophe Lapierre	FRA	Sébastien Loeb Racing	PROAM	2	12	84.04	29:14.341	172.4
11	55	Nicolas Misslin	FRA	BWT Lechner Racing	PROAM	3	12	84.04	29:15.318	172.3
12	888	François Lansard	FRA	CLRT	AM	1	12	84.04	29:34.071	170.5
13	59	Maxence Maurice	FRA	IMSA Performance	AM	2	12	84.04	29:34.300	170.5
14	7	Jérôme Boullery	FRA	Racing Technology	PROAM	4	12	84.04	29:36.555	170.3
15	991	Ugo Gazil	FRA	Pierre Martinet by Alméras	PRO	9	12	84.04	29:48.891	169.1
16	22	Steve Brooks	FRA	CLRT	AM	3	12	84.04	30:02.341	167.8
17	26	Emil Caumes	FRA	CLRT	AM	4	12	84.04	30:04.701	167.6
18	44	Franck Leherpeur	FRA	Racing Technology	AM	5	12	84.04	30:14.034	166.7
19	87	Richard Wagner	DEU	BWT Lechner Racing	PRO	10	11	77.04	26:40.004	173.3
<b>Not classified: (Requirements: 75% of number laps of leader = 9 Laps)</b>										
	88	Stéphane Denoual	FRA	Martinet by Alméras	PROAM	5				



**Spa Francorchamps**  
**Porsche Carrera Cup France**  
**Race - 2**  
**Lap Analysis**

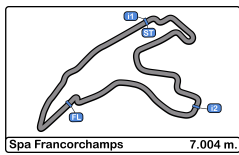


1 Ayhancan Güven							Porsche 11 Sylvain Noël								
PRO							Racing Technology								
Lap	D	Time	Sector 1	Sector 2	Sector 3	T. Spd	Elapsed	Lap	D	Time	Sector 1	Sector 2	Sector 3	T. Spd	Elapsed
1		2:24.661	41.790	1:05.890	36.981	255.9	2:24.661	1		2:31.855	45.881	1:07.960	38.014	252.9	2:31.855
2		2:22.046	39.340	1:05.740	36.966	262.1	4:46.707	2		2:25.161	40.080	1:06.980	38.101	241.6	4:57.016
3		2:22.934	39.808	1:06.089	37.037	258.3	7:09.641	3		2:24.154	39.924	1:06.605	37.625	266.6	7:21.170
4		2:23.020	39.763	1:06.190	37.067	257.7	9:32.661	4		2:24.949	40.051	1:07.363	37.535	254.1	9:46.119
5		2:22.914	39.539	1:06.111	37.264	257.1	11:55.575	5		2:24.507	39.737		3:02.042	248.8	12:10.626
6		2:23.672	39.868	1:06.427	37.377	262.1	14:19.247	6		2:24.843	39.946		5:26.885	257.1	14:35.469
7		2:23.571	39.795	1:06.312	37.464	263.4	16:42.818	7		2:25.822	39.875	1:08.325	37.622	248.8	17:01.291
8		2:23.777	39.744	1:06.532	37.501	260.8	19:06.595	8		2:25.194	39.855		3:02.816	251.7	19:26.485
9		2:23.789	39.719	1:06.514	37.556	261.5	21:30.384	9		2:27.078	39.932	1:08.638	38.508	251.7	21:53.563
10		2:24.254	39.751	1:06.872	37.631	258.3	23:54.638	10		2:26.409	40.120		3:04.917	251.7	24:19.972
11		2:24.696	39.987	1:07.097	37.612	262.7	26:19.334	11		2:25.912	40.129		5:30.829	247.1	26:45.884
12		2:24.373	39.766	1:07.022	37.585	262.7	28:43.707	12		2:25.793	40.182		7:56.622	246.5	29:11.677

5 Adam Eteki							Porsche 20 Victor Weyrich								
PRO							Pierre Martinet by Alméras								
Lap	D	Time	Sector 1	Sector 2	Sector 3	T. Spd	Elapsed	Lap	D	Time	Sector 1	Sector 2	Sector 3	T. Spd	Elapsed
1		2:27.394	42.602	1:07.467	37.325	246.5	2:27.394	1		2:30.370	44.632	1:08.027	37.711	231.2	2:30.370
2		2:23.318	39.435	1:06.564	37.319	260.8	4:50.712	2		2:24.145	39.960	1:06.768	37.417	251.1	4:54.515
3		2:23.374	39.637	1:06.612	37.125	260.2	7:14.086	3		2:24.485	40.190	1:06.777	37.518	250.5	7:19.000
4		2:24.255	39.805	1:07.108	37.342	264.7	9:38.341	4		2:24.598	39.750	1:07.268	37.580	255.3	9:43.598
5		2:23.603	39.679	1:06.700	37.224	254.7	12:01.944	5		2:24.702	39.918	1:07.011	37.773	252.3	12:08.300
6		2:24.865	39.745	1:07.596	37.524	260.2	14:26.809	6		2:24.850	40.099	1:07.196	37.555	252.9	14:33.150
7		2:23.701	39.533	1:06.901	37.267	257.7	16:50.510	7		2:25.344	40.211	1:07.529	37.604	252.3	16:58.494
8		2:24.360	39.913	1:07.059	37.388	264.0	19:14.870	8		2:25.105	40.004	1:07.482	37.619	247.1	19:23.599
9		2:24.677	39.611		3:02.065	261.5	21:39.547	9		2:25.368	39.844	1:07.817	37.707	254.7	21:48.967
10		2:24.415	39.712	1:07.206	37.497	262.7	24:03.962	10		2:25.492	39.929	1:08.011	37.552	251.7	24:14.459
11		2:24.999	39.646	1:07.658	37.695	260.8	26:28.961	11		2:26.775	39.908	1:08.912	37.955	245.4	26:41.234
12		2:24.798	39.630	1:07.381	37.787	256.5	28:53.759	12		2:27.140	40.373	1:08.728	38.039	252.3	29:08.374

7 Jérôme Boullery							Porsche 22 Steve Brooks								
PROAM							CLRT								
Lap	D	Time	Sector 1	Sector 2	Sector 3	T. Spd	Elapsed	Lap	D	Time	Sector 1	Sector 2	Sector 3	T. Spd	Elapsed
1		2:41.159	47.471	1:09.197	44.491	245.4	2:41.159	1		2:37.449	47.366	1:10.934	39.149	239.4	2:37.449
2		2:26.062	41.107	1:07.165	37.790	260.2	5:07.221	2		2:28.767	40.948	1:09.262	38.557	251.1	5:06.216
3		2:27.173	40.940	1:08.210	38.023	250.5	7:34.394	3		2:29.473	40.861	1:09.006	39.606	242.1	7:35.689
4		2:25.901	40.182	1:07.586	38.133	256.5	10:00.295	4		2:28.835	41.012	1:09.212	38.611	257.1	10:04.524
5		2:28.037	40.400	1:09.471	38.166	264.7	12:28.332	5		2:28.127	40.775	1:08.620	38.732	252.3	12:32.651
6		2:26.673	40.136	1:08.608	37.929	247.7	14:55.005	6		2:29.728	41.292	1:09.183	39.253	251.1	15:02.379
7		2:26.177	40.420	1:07.698	38.059	257.7	17:21.182	7		2:30.246	41.320	1:09.196	39.730	250.5	17:32.625
8		2:27.260	40.587	1:08.206	38.467	251.1	19:48.442	8		2:30.041	40.923	1:09.541	39.577	255.3	20:02.666
9		2:26.994	40.402	1:08.462	38.130	256.5	22:15.436	9		2:30.479	41.225	1:09.637	39.617	251.1	22:33.145
10		2:26.629	40.701	1:08.060	37.868	263.4	24:42.065	10		2:29.788	40.953	1:09.702	39.133	248.8	25:02.933
11		2:26.785	40.287	1:08.118	38.380	252.3	27:08.850	11		2:29.748	41.070	1:09.679	38.999	256.5	27:32.681
12		2:27.705	40.565	1:08.526	38.614	255.9	29:36.555	12		2:29.660	40.955	1:09.731	38.974	244.8	30:02.341





**Spa Francorchamps**  
**Porsche Carrera Cup France**  
**Race - 2**  
**Lap Analysis**



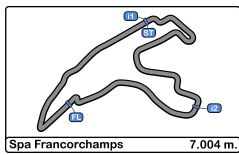
23 Marvin Klein							Porsche 33 Evan Spenle							
PRO							Sébastien Loeb Racing							
Lap	D	Time	Sector 1	Sector 2	Sector 3	T. Spd	Lap	D	Time	Sector 1	Sector 2	Sector 3	T. Spd	Elapsed
1		2:28.368	42.914	1:07.958	37.496	246.5	1		2:29.181	44.091	1:07.513	37.577	260.2	2:29.181
2		2:24.550	40.545	1:06.580	37.425	252.9	2		2:24.482	39.993	1:07.353	37.136	250.0	4:53.663
3		2:23.452	39.908	1:06.371	37.173	255.9	3		2:24.617	40.227	1:07.229	37.161	260.2	7:18.280
4		2:22.802	39.329	1:06.362	37.111	266.0	4		2:24.313	40.006	1:07.229	37.078	257.1	9:42.593
5		2:23.185	39.348	1:06.459	37.378	258.3	5		2:24.826	40.171	1:07.112	37.543	259.6	12:07.419
6		2:23.745	39.408	1:06.994	37.343	273.4	6		2:24.730	40.204	1:07.113	37.413	264.0	14:32.149
7		2:23.246	39.318	1:06.443	37.485	268.6	7		2:25.120	40.092	1:07.407	37.621	264.0	16:57.269
8		2:23.615	39.345	1:06.676	37.594	267.9	8		2:25.472	40.254	1:07.691	37.527	261.5	19:22.741
9		2:24.522	40.132	1:06.773	37.617	264.7	9		2:25.297	40.138	1:07.435	37.724	264.7	21:48.038
10		2:24.684	39.561	1:07.147	37.976	248.2	10		2:25.701	40.155	1:07.796	37.750	262.7	24:13.739
11		2:25.003	39.506	1:07.696	37.801	252.9	11		2:26.755	40.404	1:08.522	37.829	250.5	26:40.494
12		2:24.848	39.621	1:07.275	37.952	254.7	12		2:27.521	40.456	1:09.122	37.943	261.5	29:08.015

26 Emil Caumes							Porsche 44 Franck Leherpeur							
AM							Racing Technology							
Lap	D	Time	Sector 1	Sector 2	Sector 3	T. Spd	Lap	D	Time	Sector 1	Sector 2	Sector 3	T. Spd	Elapsed
1		2:37.732	48.104	1:10.532	39.096	248.2	1		2:37.935	48.160	1:10.830	38.945	230.2	2:37.935
2		2:26.560	40.744	1:08.146	37.670	262.1	2		2:28.791	41.151	1:09.227	38.413	257.1	5:06.726
3		2:26.661	40.376	1:08.493	37.792	257.7	3		2:46.959	41.332	1:09.151	56.476	247.1	7:53.685
4		2:26.516	40.202	1:08.500	37.814	254.1	4		2:29.510	42.175	1:08.569	38.766	252.9	10:23.195
5		2:26.482	40.360	1:08.346	37.776	255.9	5		2:29.254	41.655	1:09.017	38.582	246.5	12:52.449
6		2:26.010	40.104	1:08.362	37.544	266.0	6		2:28.716	41.471		3:07.298	252.3	15:21.165
7		2:28.368	40.543	1:09.085	38.740	250.0	7		2:27.846	41.166	1:08.230	38.450	257.7	17:49.011
8		2:40.068	40.767	1:09.497	49.804	254.7	8		2:28.159	41.177	1:08.735	38.247	256.5	20:17.170
9		2:30.392	41.429	1:09.924	39.039	242.1	9		2:27.938	40.878	1:08.439	38.621	261.5	22:45.108
10		2:29.902	41.069	1:10.047	38.786	242.1	10		2:29.098	41.287	1:08.502	39.309	259.6	25:14.206
11		2:29.675	41.017	1:09.652	39.006	248.8	11		2:29.429	41.423		3:08.738	255.3	27:43.635
12		2:31.335	41.787	1:10.510	39.038	236.8	12		2:30.399	41.325	1:09.786	39.288	255.9	30:14.034

27 Jean-Baptiste Simmenauer							Porsche 55 Nicolas Misslin							
PRO							BWT Lechner Racing							
Lap	D	Time	Sector 1	Sector 2	Sector 3	T. Spd	Lap	D	Time	Sector 1	Sector 2	Sector 3	T. Spd	Elapsed
1		2:27.053	42.423	1:07.343	37.287	242.6	1		2:31.523	45.053	1:08.208	38.262	231.7	2:31.523
2		2:23.156	39.390	1:06.576	37.190	255.3	2		2:24.823	40.123	1:07.008	37.692	258.9	4:56.346
3		2:23.129	39.515	1:06.528	37.086	258.3	3		2:24.470	39.801	1:07.170	37.499	262.7	7:20.816
4		2:23.366	39.556	1:06.518	37.292	255.3	4		2:24.430	39.784	1:06.995	37.651	262.7	9:45.246
5		2:23.379	39.667	1:06.469	37.243	267.3	5		2:24.455	39.634	1:07.197	37.624	250.0	12:09.701
6		2:23.580	39.654	1:06.606	37.320	267.3	6		2:25.016	39.900	1:07.472	37.644	246.0	14:34.717
7		2:24.184	39.522	1:07.185	37.477	258.3	7		2:25.964	39.902	1:08.572	37.490	260.2	17:00.681
8		2:24.315	39.685	1:07.087	37.543	265.3	8		2:25.277	39.827	1:07.464	37.986	263.4	19:25.958
9		2:24.798	39.701	1:07.256	37.841	269.3	9		2:25.463	40.033	1:07.663	37.767	264.7	21:51.421
10		2:24.641	39.743	1:07.254	37.644	262.7	10		2:25.594	39.939	1:07.921	37.734	254.7	24:17.015
11		2:25.087	39.915	1:07.310	37.862	258.9	11		2:26.502	40.074	1:08.058	38.370	260.2	26:43.517
12		2:24.953	39.771	1:07.278	37.904	267.3	12		2:26.801	40.376	1:08.241	38.184	258.9	29:10.318







**Spa Francorchamps**  
**Porsche Carrera Cup France**  
**Race - 2**  
**Lap Analysis**



**59**

Maxence Maurice

Porsche **91**

Jaxon Evans

Porsche

AM							IMSA Performance					PRO					BWT Lechner Racing						
Lap	D	Time	Sector 1	Sector 2	Sector 3	T. Spd	Elapsed	Lap	D	Time	Sector 1	Sector 2	Sector 3	T. Spd	Elapsed	Lap	D	Time	Sector 1	Sector 2	Sector 3	T. Spd	Elapsed
1		2:35.965	46.333		2:35.965	224.5	2:35.965	1		2:26.252	42.330	1:06.863	37.059	246.5	2:26.252								
2		2:26.097	40.403		5:02.062	244.8	5:02.062	2		2:23.070	39.469	1:06.545	37.056	253.5	4:49.322								
3		2:27.449	40.430	1:09.075	37.944	242.6	7:29.511	3		2:22.758	39.477	1:06.275	37.006	254.7	7:12.080								
4		2:26.594	40.334		3:04.538	243.2	9:56.105	4		2:22.849	39.397	1:06.434	37.018	254.1	9:34.929								
5		2:26.436	40.052		5:30.974	244.8	12:22.541	5		2:22.880	39.418	1:06.463	36.999	253.5	11:57.809								
6		2:25.876	40.024		7:56.850	251.1	14:48.417	6		2:24.880	39.525	1:07.935	37.420	246.5	14:22.689								
7		2:26.412	40.445	1:07.765	38.202	252.9	17:14.829	7		2:23.470	39.650	1:06.702	37.118	262.1	16:46.159								
8		2:27.449	40.199	1:08.976	38.274	238.4	19:42.278	8		2:23.721	39.557	1:06.814	37.350	261.5	19:09.880								
9		2:27.315	40.297		3:05.589	240.5	22:09.593	9		2:23.811	39.691	1:06.784	37.336	260.8	21:33.691								
10		2:27.599	40.252		5:33.188	245.4	24:37.192	10		2:24.769	39.609	1:07.615	37.545	256.5	23:58.460								
11		2:27.468	40.732		8:00.656	243.2	27:04.660	11		2:24.360	39.650	1:07.050	37.660	265.3	26:22.820								
12		2:29.640	40.550	1:09.882	39.208	233.7	29:34.300	12		2:24.571	39.504	1:07.230	37.837	256.5	28:47.391								

**69**

Florian Latorre

Porsche **888**

François Lansard

Porsche

PRO							CLRT					AM					CLRT						
Lap	D	Time	Sector 1	Sector 2	Sector 3	T. Spd	Elapsed	Lap	D	Time	Sector 1	Sector 2	Sector 3	T. Spd	Elapsed	Lap	D	Time	Sector 1	Sector 2	Sector 3	T. Spd	Elapsed
1		2:25.885	41.983	1:06.916	36.986	258.3	2:25.885	1		2:33.108	45.957	1:09.419	37.732	233.2	2:33.108								
2		2:23.077	39.568	1:06.524	36.985	264.0	4:48.962	2		2:27.040	39.859	1:08.219	38.962	254.7	5:00.148								
3		2:22.865	39.561	1:06.151	37.153	264.7	7:11.827	3		2:28.664	40.193	1:10.560	37.911	255.3	7:28.812								
4		2:22.604	39.424	1:06.112	37.068	266.0	9:34.431	4		2:26.486	40.167	1:08.347	37.972	262.1	9:55.298								
5		2:23.084	39.691	1:06.283	37.110	264.0	11:57.515	5		2:26.670	40.144	1:08.472	38.054	262.7	12:21.968								
6		2:24.692	39.695	1:07.763	37.234	259.6	14:22.207	6		2:25.713	39.962	1:07.821	37.930	263.4	14:47.681								
7		2:23.390	39.725	1:06.437	37.228	266.0	16:45.597	7		2:26.840	40.103	1:08.302	38.435	261.5	17:14.521								
8		2:23.808	39.623	1:06.863	37.322	264.7	19:09.405	8		2:27.249	40.087	1:09.039	38.123	255.9	19:41.770								
9		2:23.895	39.652	1:06.777	37.466	262.7	21:33.300	9		2:27.527	40.503	1:08.667	38.357	257.1	22:09.297								
10		2:24.672	39.604	1:07.585	37.483	264.0	23:57.972	10		2:27.573	40.267	1:09.114	38.192	260.8	24:36.870								
11		2:24.587	39.773	1:07.198	37.616	264.7	26:22.559	11		2:27.530	40.790	1:08.441	38.299	258.3	27:04.400								
12		2:24.588	39.572	1:07.189	37.827	266.0	28:47.147	12		2:29.671	40.555	1:09.961	39.155	244.3	29:34.071								

**87**

Richard Wagner

Porsche **911**

Christophe Lapierre

Porsche

PRO							BWT Lechner Racing					PROAM					Sébastien Loeb Racing						
Lap	D	Time	Sector 1	Sector 2	Sector 3	T. Spd	Elapsed	Lap	D	Time	Sector 1	Sector 2	Sector 3	T. Spd	Elapsed	Lap	D	Time	Sector 1	Sector 2	Sector 3	T. Spd	Elapsed
1		2:28.195	42.797	1:07.727	37.671	248.8	2:28.195	1		2:30.087	44.369		2:30.087	240.5	2:30.087								
2		2:24.568	40.610	1:06.479	37.479	254.7	4:52.763	2		2:24.997	40.276	1:07.408	37.313	244.3	4:55.084								
3		2:24.872	40.191	1:07.148	37.533	253.5	7:17.635	3		2:24.727	39.864	1:07.310	37.553	245.4	7:19.811								
4		2:23.567	39.801	1:06.708	37.058	262.7	9:41.202	4		2:24.712	40.178	1:07.082	37.452	260.8	9:44.523								
5		2:24.005	39.801	1:06.862	37.342	263.4	12:05.207	5		2:24.577	40.076	1:07.102	37.399	251.1	12:09.100								
6		2:24.598	39.708	1:07.248	37.642	260.8	14:29.805	6		2:25.246	40.258		3:02.645	258.9	14:34.346								
7		2:24.091	39.725	1:06.934	37.432	260.8	16:53.896	7		2:25.530	40.197	1:07.770	37.563	257.7	16:59.876								
8		2:25.093	39.753	1:07.578	37.762	259.6	19:18.989	8		2:25.555	40.055		3:03.118	262.7	19:25.431								
9		2:25.943	39.711	1:07.614	38.618	255.3	21:44.932	9		2:25.122	40.041	1:07.363	37.718	260.2	21:50.553								
10		2:26.296	40.207	1:07.961	38.128	251.1	24:11.228	10		2:25.762	40.097	1:08.226	37.439	257.7	24:16.315								
11		2:28.776	40.594	1:09.024	39.158	245.4	26:40.004	11		2:25.759	40.157		3:03.198	258.9	26:42.074								
12		56.945				54.6		12		2:27.267	40.924	1:08.220	38.123	257.7	29:09.341								

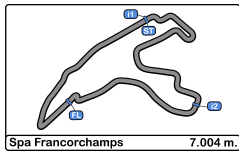
**88**

Stéphane Denoual

Porsche

PROAM							Martinet by Alméras				
Lap	D	Time	Sector 1	Sector 2	Sector 3	T. Spd	Elapsed				
1			46.606	1:09.842		229.2					





Spa Francorchamps  
Porsche Carrera Cup France  
Race - 2  
Lap Analysis

**PORSCHE**  
CARRERA CUP  
FRANCE

991

Ugo Gazil

Porsche

PRO

Pierre Martinet by Alméras

Lap	D	Time	Sector 1	Sector 2	Sector 3	T. Spd	Elapsed
1		2:31.687	45.761	1:07.856	38.070	255.3	2:31.687
2		2:24.099	39.794	1:06.735	37.570	264.7	4:55.786
3		2:37.967	39.932	1:19.838	38.197	259.6	7:33.753
4		2:26.202	40.288	1:07.845	38.069	248.8	9:59.955
5		2:27.901	40.664	1:09.186	38.051	249.4	12:27.856
6		2:28.135	40.492	1:09.365	38.278	254.7	14:55.991
7		2:26.973	40.296	1:08.155	38.522	256.5	17:22.964
8		2:28.437	40.518	1:08.737	39.182	244.8	19:51.401
9		2:28.388	40.870	1:08.816	38.702	252.3	22:19.789
10		2:28.405	40.611	1:09.022	38.772	249.4	24:48.194
11		2:29.224	40.708	1:09.667	38.849	252.9	27:17.418
12		2:31.473	41.619	1:10.986	38.868	229.7	29:48.891

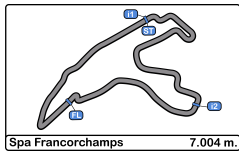


**Spa Francorchamps**  
**Porsche Carrera Cup France**  
**Race - 2**  
**Analysis by Lap**



Num	Lap Time	Gap	Num	Lap Time	Gap	Num	Lap Time	Gap	Num	Lap Time	Gap	Num	Lap Time	Gap
<b>Lap 1</b>														
1	2:24.661		7	2:26.062	20.514	7	2:25.901	27.634	26	2:26.010	30.714	888	2:27.249	35.175
69	2:25.885	01.224	<b>Num Lap Time Gap</b>			22	2:28.835	31.863	7	2:26.673	35.758	59	2:27.449	35.683
91	2:26.252	01.591	<b>Lap 3</b>			44	2:29.510	50.534	991	2:28.135	36.744	7	2:27.260	41.847
27	2:27.053	02.392	1	2:22.934	<b>Num Lap Time Gap</b>			22	2:29.728	43.132	991	2:28.437	44.806	
5	2:27.394	02.733	69	2:22.865	02.186	<b>Lap 5</b>			44	2:28.716	1:01.918	26	2:40.068	51.802
87	2:28.195	03.534	91	2:22.758	02.439	1	2:22.914	<b>Num Lap Time Gap</b>			22	2:30.041	56.071	
23	2:28.368	03.707	27	2:23.129	03.697	69	2:23.084	01.940	<b>Lap 7</b>			44	2:28.159	1:10.575
33	2:29.181	04.520	5	2:23.374	04.445	91	2:22.880	02.234	1	2:23.571	<b>Num Lap Time Gap</b>			
911	2:30.087	05.426	23	2:23.452	06.729	27	2:23.379	04.508	69	2:23.390	02.779	<b>Lap 9</b>		
20	2:30.370	05.709	87	2:24.872	07.994	5	2:23.603	06.369	91	2:23.470	03.341	1	2:23.789	
55	2:31.523	06.862	33	2:24.617	08.639	23	2:23.185	06.782	27	2:24.184	05.029	69	2:23.895	02.916
991	2:31.687	07.026	20	2:24.485	09.359	87	2:24.005	09.632	23	2:23.246	06.530	91	2:23.811	03.307
11	2:31.855	07.194	911	2:24.727	10.170	33	2:24.826	11.844	5	2:23.701	07.692	27	2:24.798	06.576
888	2:33.108	08.447	55	2:24.470	11.175	20	2:24.702	12.725	87	2:24.091	11.078	23	2:24.522	07.101
59	2:35.965	11.304	11	2:24.154	11.529	911	2:24.577	13.525	33	2:25.120	14.451	5	2:24.677	09.163
22	2:37.449	12.788	888	2:28.664	19.171	55	2:24.455	14.126	20	2:25.344	15.676	87	2:25.943	14.548
26	2:37.732	13.071	59	2:27.449	19.870	11	2:24.507	15.051	911	2:25.530	17.058	33	2:25.297	17.654
44	2:37.935	13.274	26	2:26.661	21.312	888	2:26.670	26.393	55	2:25.964	17.863	20	2:25.368	18.583
7	2:41.159	16.498	991	2:37.967	24.112	59	2:26.436	26.966	11	2:25.822	18.473	911	2:25.122	20.169
<b>Num Lap Time Gap</b>			7	2:27.173	24.753	26	2:26.482	28.376	888	2:26.840	31.703	55	2:25.463	21.037
<b>Lap 2</b>			22	2:29.473	26.048	991	2:27.901	32.281	59	2:26.412	32.011	11	2:27.078	23.179
1	2:22.046	<b>Num Lap Time Gap</b>			7	2:28.037	32.757	26	2:28.368	35.511	888	2:27.527	38.913	
69	2:23.077	02.255	44	2:46.959	44.044	22	2:28.127	37.076	7	2:26.177	38.364	59	2:27.315	39.209
91	2:23.070	02.615	<b>Lap 4</b>			44	2:29.254	56.874	991	2:26.973	40.146	7	2:26.994	45.052
27	2:23.156	03.502	1	2:23.020	<b>Num Lap Time Gap</b>			22	2:30.246	49.807	991	2:28.388	49.405	
5	2:23.318	04.005	69	2:22.604	01.770	<b>Lap 6</b>			44	2:27.846	1:06.193	26	2:30.392	58.405
87	2:24.568	06.056	91	2:22.849	02.268	1	2:23.672	<b>Num Lap Time Gap</b>			22	2:30.479	1:02.761	
23	2:24.550	06.211	27	2:23.366	04.043	69	2:24.692	02.960	<b>Lap 8</b>			44	2:27.938	1:14.724
33	2:24.482	06.956	5	2:24.255	05.680	91	2:24.880	03.442	1	2:23.777	<b>Num Lap Time Gap</b>			
20	2:24.145	07.808	23	2:22.802	06.511	27	2:23.580	04.416	69	2:23.808	02.810	<b>Lap 10</b>		
911	2:24.997	08.377	87	2:23.567	08.541	23	2:23.745	06.855	91	2:23.721	03.285	1	2:24.254	
991	2:24.099	09.079	33	2:24.313	09.932	5	2:24.865	07.562	27	2:24.315	05.567	69	2:24.672	03.334
55	2:24.823	09.639	20	2:24.598	10.937	87	2:24.598	10.558	23	2:23.615	06.368	91	2:24.769	03.822
11	2:25.161	10.309	911	2:24.712	11.862	33	2:24.730	12.902	5	2:24.360	08.275	27	2:24.641	06.963
888	2:27.040	13.441	55	2:24.430	12.585	20	2:24.850	13.903	87	2:25.093	12.394	23	2:24.684	07.531
59	2:26.097	15.355	11	2:24.949	13.458	911	2:25.246	15.099	33	2:25.472	16.146	5	2:24.415	09.324
26	2:26.560	17.585	888	2:26.486	22.637	55	2:25.016	15.470	20	2:25.105	17.004	87	2:26.296	16.590
22	2:28.767	19.509	59	2:26.594	23.444	11	2:24.843	16.222	911	2:25.555	18.836	33	2:25.701	19.101
44	2:28.791	20.019	26	2:26.516	24.808	888	2:25.713	28.434	55	2:25.277	19.363	20	2:25.492	19.821
			991	2:26.202	27.294	59	2:25.876	29.170	11	2:25.194	19.890	911	2:25.762	21.677





**Spa Francorchamps**  
**Porsche Carrera Cup France**  
**Race - 2**  
**Analysis by Lap**



Num	Lap Time	Gap	Num	Lap Time	Gap
55	2:25.594	22.377	911	2:27.267	25.634
11	2:26.409	25.334	55	2:26.801	26.611
888	2:27.573	42.232	11	2:25.793	27.970
59	2:27.599	42.554	888	2:29.671	50.364
7	2:26.629	47.427	59	2:29.640	50.593
991	2:28.405	53.556	7	2:27.705	52.848
26	2:29.902	1:04.053	991	2:31.473	1:05.184
22	2:29.788	1:08.295	26	2:31.335	1:15.994
44	2:29.098	1:19.568	22	2:29.660	1:18.634
			44	2:30.399	1:30.327

**Lap 11**

1	2:24.696	
69	2:24.587	03.225
91	2:24.360	03.486
27	2:25.087	07.354
23	2:25.003	07.838
5	2:24.999	09.627
87	2:28.776	20.670
33	2:26.755	21.160
20	2:26.775	21.900
911	2:25.759	22.740
55	2:26.502	24.183
11	2:25.912	26.550
888	2:27.530	45.066
59	2:27.468	45.326
7	2:26.785	49.516
991	2:29.224	58.084
26	2:29.675	1:09.032
22	2:29.748	1:13.347
44	2:29.429	1:24.301

Num	Lap Time	Gap
-----	----------	-----

**Lap 12**

1	2:24.373	
69	2:24.588	03.440
91	2:24.571	03.684
27	2:24.953	07.934
23	2:24.848	08.313
5	2:24.798	10.052
33	2:27.521	24.308
20	2:27.140	24.667

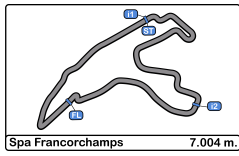




**Spa Francorchamps**  
**Porsche Carrera Cup France**  
**Race - 2**  
**Best Sectors Results**



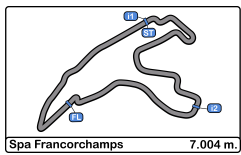
Sector - 1				Sector - 2				Sector - 3				Ideal Lap vs Best Lap			
Clas	Nº	Driver	Time	Nº	Driver	Time	Nº	Driver	Time	Clas	Nº	Driver	Ideal Lap	Best Lap	Clas
1	23	Marvin Klein	39.318	1	Ayhancan Güven	1:05.740	1	Ayhancan Güven	36.966	1	1	Ayhancan Güven	2:22.046	2:22.046	1
2	1	Ayhancan Güven	39.340	69	Florian Latorre	1:06.112	69	Florian Latorre	36.985	2	69	Florian Latorre	2:22.521	2:22.604	2
3	27	Jean-Baptiste	39.390	91	Jaxon Evans	1:06.275	91	Jaxon Evans	36.999	3	91	Jaxon Evans	2:22.671	2:22.758	3
4	91	Jaxon Evans	39.397	23	Marvin Klein	1:06.362	87	Richard Wagner	37.058	4	23	Marvin Klein	2:22.791	2:22.802	4
5	69	Florian Latorre	39.424	27	Jean-Baptiste	1:06.469	33	Evan Spenle	37.078	5	27	Jean-Baptiste	2:22.945	2:23.129	5
6	5	Adam Eteki	39.435	87	Richard Wagner	1:06.479	27	Jean-Baptiste	37.086	6	5	Adam Eteki	2:23.124	2:23.318	6
7	55	Nicolas Misslin	39.634	5	Adam Eteki	1:06.564	23	Marvin Klein	37.111	7	87	Richard Wagner	2:23.245	2:23.567	7
8	87	Richard Wagner	39.708	11	Sylvain Noël	1:06.605	5	Adam Eteki	37.125	8	11	Sylvain Noël	2:23.877	2:24.154	10
9	11	Sylvain Noël	39.737	991	Ugo Gazil	1:06.735	911	Christophe Lapierre	37.313	9	20	Victor Weyrich	2:23.935	2:24.145	9
10	20	Victor Weyrich	39.750	20	Victor Weyrich	1:06.768	20	Victor Weyrich	37.417	10	991	Ugo Gazil	2:24.099	2:24.099	8
11	99	Ugo Gazil	39.794	55	Nicolas Misslin	1:06.995	55	Nicolas Misslin	37.490	11	55	Nicolas Misslin	2:24.119	2:24.430	12
12	88	François Lansard	39.859	911	Christophe Lapierre	1:07.082	11	Sylvain Noël	37.535	12	33	Evan Spenle	2:24.183	2:24.313	11
13	91	Christophe Lapierre	39.864	33	Evan Spenle	1:07.112	26	Emil Caumes	37.544	13	911	Christophe Lapierre	2:24.259	2:24.577	13
14	33	Evan Spenle	39.993	7	Jérôme Boullery	1:07.165	991	Ugo Gazil	37.570	14	7	Jérôme Boullery	2:25.091	2:25.901	16
15	59	Maxence Maurice	40.024	59	Maxence Maurice	1:07.765	888	François Lansard	37.732	15	888	François Lansard	2:25.412	2:25.713	14
16	26	Emil Caumes	40.104	888	François Lansard	1:07.821	7	Jérôme Boullery	37.790	16	59	Maxence Maurice	2:25.733	2:25.876	15
17	7	Jérôme Boullery	40.136	26	Emil Caumes	1:08.146	59	Maxence Maurice	37.944	17	26	Emil Caumes	2:25.794	2:26.010	17
18	22	Steve Brooks	40.775	44	Franck Leherpeur	1:08.230	44	Franck Leherpeur	38.247	18	44	Franck Leherpeur	2:27.355	2:27.846	18
19	44	Franck Leherpeur	40.878	22	Steve Brooks	1:08.620	22	Steve Brooks	38.557	19	22	Steve Brooks	2:27.952	2:28.127	19
20	88	Stéphane Denoual	46.606	88	Stéphane Denoual	1:09.842	88	Stéphane Denoual	Transpo	20	88	Stéphane Denoual	Transpo	Transpo	20



**Spa Francorchamps**  
**Porsche Carrera Cup France**  
**Race - 2**  
**Leader Sequence**

**PORSCHE**  
**CARRERA CUP**  
**FRANCE**

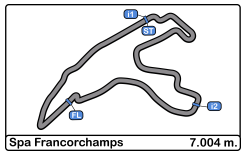
<u>N°</u>	<u>Driver</u>	<u>Nat</u>	<u>Team</u>	<u>Class</u>	<u>Start Lap</u>	<u>End Lap</u>	<u>Laps</u>	<u>Total Laps</u>
1	Ayhancan Güven	TUR	Martinet by Alméras	PRO	1	12	12	12



**Spa Francorchamps**  
**Porsche Carrera Cup France**  
**Race - 2**  
**Best 5 Lap Times**

**PORSCHE**  
**CARRERA CUP**  
**FRANCE**

Cls	N°	Driver	Nat	Team	Class	Best 1		Best 2		Best 3		Best 4		Best 5	
						Time	Lap	Time	Lap	Time	Lap	Time	Lap	Time	Lap
1	1	Ayhancan Güven	TUR	Martinet by AI	PRO	<b>2:22.046</b>	2	2:22.914	5	2:22.934	3	2:23.020	4	2:23.571	7
2	69	Florian Latorre	FRA	CLRT	PRO	<b>2:22.604</b>	4	2:22.865	3	2:23.077	2	2:23.084	5	2:23.390	7
3	91	Jaxon Evans	NZL	BWT Lechner	PRO	<b>2:22.758</b>	3	2:22.849	4	2:22.880	5	2:23.070	2	2:23.470	7
4	23	Marvin Klein	FRA	Martinet by AI	PRO	<b>2:22.802</b>	4	2:23.185	5	2:23.246	7	2:23.452	3	2:23.615	8
5	27	Jean-Baptiste Simmenauer	FRA	BWT Lechner	PRO	<b>2:23.129</b>	3	2:23.156	2	2:23.366	4	2:23.379	5	2:23.580	6
6	5	Adam Eteki	FRA	CLRT	PRO	<b>2:23.318</b>	2	2:23.374	3	2:23.603	5	2:23.701	7	2:24.255	4
7	87	Richard Wagner	DEU	BWT Lechner	PRO	<b>2:23.567</b>	4	2:24.005	5	2:24.091	7	2:24.568	2	2:24.598	6
8	99	Ugo Gazil	FRA	Pierre Martinet	PRO	<b>2:24.099</b>	2	2:26.202	4	2:26.973	7	2:27.901	5	2:28.135	6
9	20	Victor Weyrich	FRA	Pierre Martinet	PRO	<b>2:24.145</b>	2	2:24.485	3	2:24.598	4	2:24.702	5	2:24.850	6
10	11	Sylvain Noël	FRA	Racing Techno	PROA	<b>2:24.154</b>	3	2:24.507	5	2:24.843	6	2:24.949	4	2:25.161	2
11	33	Evan Spenle	FRA	Sébastien Loe	PRO	<b>2:24.313</b>	4	2:24.482	2	2:24.617	3	2:24.730	6	2:24.826	5
12	55	Nicolas Misslin	FRA	BWT Lechner	PROA	<b>2:24.430</b>	4	2:24.455	5	2:24.470	3	2:24.823	2	2:25.016	6
13	91	Christophe Lapiere	FRA	Sébastien Loe	PROA	<b>2:24.577</b>	5	2:24.712	4	2:24.727	3	2:24.997	2	2:25.122	9
14	88	François Lansard	FRA	CLRT	AM	<b>2:25.713</b>	6	2:26.486	4	2:26.670	5	2:26.840	7	2:27.040	2
15	59	Maxence Maurice	FRA	IMSA Performa	AM	<b>2:25.876</b>	6	2:26.097	2	2:26.412	7	2:26.436	5	2:26.594	4
16	7	Jérôme Boullery	FRA	Racing Techno	PROA	<b>2:25.901</b>	4	2:26.062	2	2:26.177	7	2:26.629	10	2:26.673	6
17	26	Emil Caumes	FRA	CLRT	AM	<b>2:26.010</b>	6	2:26.482	5	2:26.516	4	2:26.560	2	2:26.661	3
18	44	Franck Leherpeur	FRA	Racing Techno	AM	<b>2:27.846</b>	7	2:27.938	9	2:28.159	8	2:28.716	6	2:28.791	2
19	22	Steve Brooks	FRA	CLRT	AM	<b>2:28.127</b>	5	2:28.767	2	2:28.835	4	2:29.473	3	2:29.660	12
20	88	Stéphane Denoual	FRA	Martinet by AI	PROA										

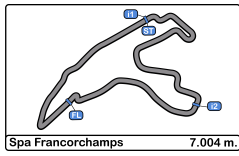


**Spa Francorchamps**  
**Porsche Carrera Cup France**  
**Race - 2**  
**Best 5 Top Speeds**

**PORSCHE**  
**CARRERA CUP**  
**FRANCE**

Cls	N°	Driver	Nat	Team	Class	Top 1		Top 2		Top 3		Top 4		Top 5		Avg
						Km/h	Lap	Km/h	Lap	Km/h	Lap	Km/h	Lap	Km/h	Lap	
1	23	Marvin Klein	FRA	Martinet by AI	PRO	273.4	6	268.6	7	267.9	8	266.0	4	264.7	9	268.1
2	27	Jean-Baptiste Simmenauer	FRA	BWT Lechner	PRO	269.3	9	267.3	5	267.3	6	267.3	12	265.3	8	267.3
3	11	Sylvain Noël	FRA	Racing Techno	PROA	266.6	3	257.1	6	254.1	4	252.9	1	251.7	8	256.5
4	26	Emil Caumes	FRA	CLRT	AM	266.0	6	262.1	2	257.7	3	255.9	5	254.7	8	259.3
5	69	Florian Latorre	FRA	CLRT	PRO	266.0	4	266.0	7	266.0	12	264.7	3	264.7	8	265.4
6	91	Jaxon Evans	NZL	BWT Lechner	PRO	265.3	11	262.1	7	261.5	8	260.8	9	256.5	10	261.2
7	5	Adam Eteki	FRA	CLRT	PRO	264.7	4	264.0	8	262.7	10	261.5	9	260.8	2	262.7
8	7	Jérôme Boullery	FRA	Racing Techno	PROA	264.7	5	263.4	10	260.2	2	257.7	7	256.5	4	260.5
9	33	Evan Spenle	FRA	Sébastien Loe	PRO	264.7	9	264.0	6	264.0	7	262.7	10	261.5	8	263.4
10	55	Nicolas Misslin	FRA	BWT Lechner	PROA	264.7	9	263.4	8	262.7	3	262.7	4	260.2	7	262.7
11	99	Ugo Gazil	FRA	Pierre Martinet	PRO	264.7	2	259.6	3	256.5	7	255.3	1	254.7	6	258.1
12	1	Ayhancan Güven	TUR	Martinet by AI	PRO	263.4	7	262.7	11	262.7	12	262.1	2	262.1	6	262.6
13	87	Richard Wagner	DEU	BWT Lechner	PRO	263.4	5	262.7	4	260.8	6	260.8	7	259.6	8	261.5
14	88	François Lansard	FRA	CLRT	AM	263.4	6	262.7	5	262.1	4	261.5	7	260.8	10	262.1
15	91	Christophe Lapierre	FRA	Sébastien Loe	PROA	262.7	8	260.8	4	260.2	9	258.9	6	258.9	11	260.3
16	44	Franck Leherpeur	FRA	Racing Techno	AM	261.5	9	259.6	10	257.7	7	257.1	2	256.5	8	258.5
17	22	Steve Brooks	FRA	CLRT	AM	257.1	4	256.5	11	255.3	8	252.3	5	251.1	2	254.4
18	20	Victor Weyrich	FRA	Pierre Martinet	PRO	255.3	4	254.7	9	252.9	6	252.3	5	252.3	7	253.5
19	59	Maxence Maurice	FRA	IMSA Performa	AM	252.9	7	251.1	6	245.4	10	244.8	2	244.8	5	247.8
20	88	Stéphane Denoual	FRA	Martinet by AI	PROA	229.2	1									229.2

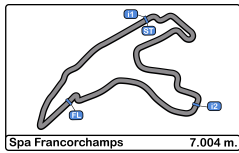




**Spa Francorchamps**  
**Porsche Carrera Cup France**  
**Race - 2**  
**Fastest Laps Sequence**

**PORSCHE**  
**CARRERA CUP**  
**FRANCE**

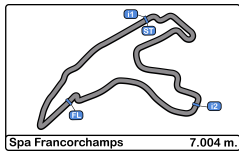
Lap	Time of Day	Session Time	Nº	Driver	Nat	Team	Class	Time	Km/h
2	12:59:25.657	4:46.657	1	Ayhancan Güven	TUR	Martinet by Alméras	PRO	<b>2:22.046</b>	177.5



**Spa Francorchamps**  
**Porsche Carrera Cup France**  
**Race - 2**  
**Event Best Maximum Speed**

**PORSCHE**  
**CARRERA CUP**  
**FRANCE**

N°	Driver	Nat	Team	Class	Km/h	Session
23	Marvin Klein	FRA	Martinet by Alméras	PRO	273.4	Race - 2
69	Florian Latorre	FRA	CLRT	PRO	272.0	Qualifying
91	Jaxon Evans	NZL	BWT Lechner Racing	PRO	271.3	Qualifying
1	Ayhancan Güven	TUR	Martinet by Alméras	PRO	270.6	Free Practice - 2
27	Jean-Baptiste Simmenauer	FRA	BWT Lechner Racing	PRO	270.6	Qualifying
5	Adam Eteki	FRA	CLRT	PRO	268.6	Race - 1
991	Ugo Gazil	FRA	Pierre Martinet by Alméras	PRO	267.9	Free Practice - 2
888	François Lansard	FRA	CLRT	AM	267.9	Race - 1
911	Christophe Lapierre	FRA	Sébastien Loeb Racing	PROAM	267.3	Qualifying
87	Richard Wagner	DEU	BWT Lechner Racing	PRO	267.3	Qualifying
11	Sylvain Noël	FRA	Racing Technology	PROAM	266.6	Race - 2
33	Evan Spenle	FRA	Sébastien Loeb Racing	PRO	266.0	Qualifying
26	Emil Caumes	FRA	CLRT	AM	266.0	Race - 2
7	Jérôme Boullery	FRA	Racing Technology	PROAM	264.7	Race - 2
55	Nicolas Misslin	FRA	BWT Lechner Racing	PROAM	264.7	Race - 2
22	Steve Brooks	FRA	CLRT	AM	261.5	Free Practice - 1
20	Victor Weyrich	FRA	Pierre Martinet by Alméras	PRO	261.5	Free Practice - 2
44	Franck Leherpeur	FRA	Racing Technology	AM	261.5	Race - 2
59	Maxence Maurice	FRA	IMSA Performance	AM	260.8	Qualifying
88	Stéphane Denoual	FRA	Martinet by Alméras	PROAM	260.2	Free Practice - 2



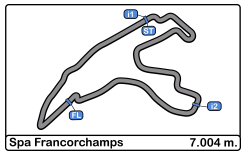
**Spa Francorchamps**  
**Porsche Carrera Cup France**  
**Race - 2**  
**Lap Chart**



**LAP**

Nr	Pos	Grid	1	2	3	4	5	6	7	8	9	10	11	12
1	1	1	1	1	1	1	1	1	1	1	1	1	1	1
69	2	69	69	69	69	69	69	69	69	69	69	69	69	69
91	3	91	91	91	91	91	91	91	91	91	91	91	91	91
23	4	23	27	27	27	27	27	27	27	27	27	27	27	27
27	5	27	5	5	5	5	5	23	23	23	23	23	23	23
5	6	5	87	87	23	23	23	5	5	5	5	5	5	5
87	7	87	23	23	87	87	87	87	87	87	87	87	87	33
33	8	33	33	33	33	33	33	33	33	33	33	33	33	20
991	9	991	911	20	20	20	20	20	20	20	20	20	20	911
20	10	20	20	911	911	911	911	911	911	911	911	911	911	55
911	11	911	55	991	55	55	55	55	55	55	55	55	55	11
11	12	11	991	55	11	11	11	11	11	11	11	11	11	888
55	13	55	11	11	888	888	888	888	888	888	888	888	888	59
88	14	88	888	888	59	59	59	59	59	59	59	59	59	7
888	15	888	59	59	26	26	26	26	26	7	7	7	7	991
7	16	7	22	26	991	991	991	7	7	991	991	991	991	26
26	17	26	26	22	7	7	7	991	991	26	26	26	26	22
59	18	59	44	44	22	22	22	22	22	22	22	22	22	44
44	19	44	7	7	44	44	44	44	44	44	44	44	44	44
22	20	22												

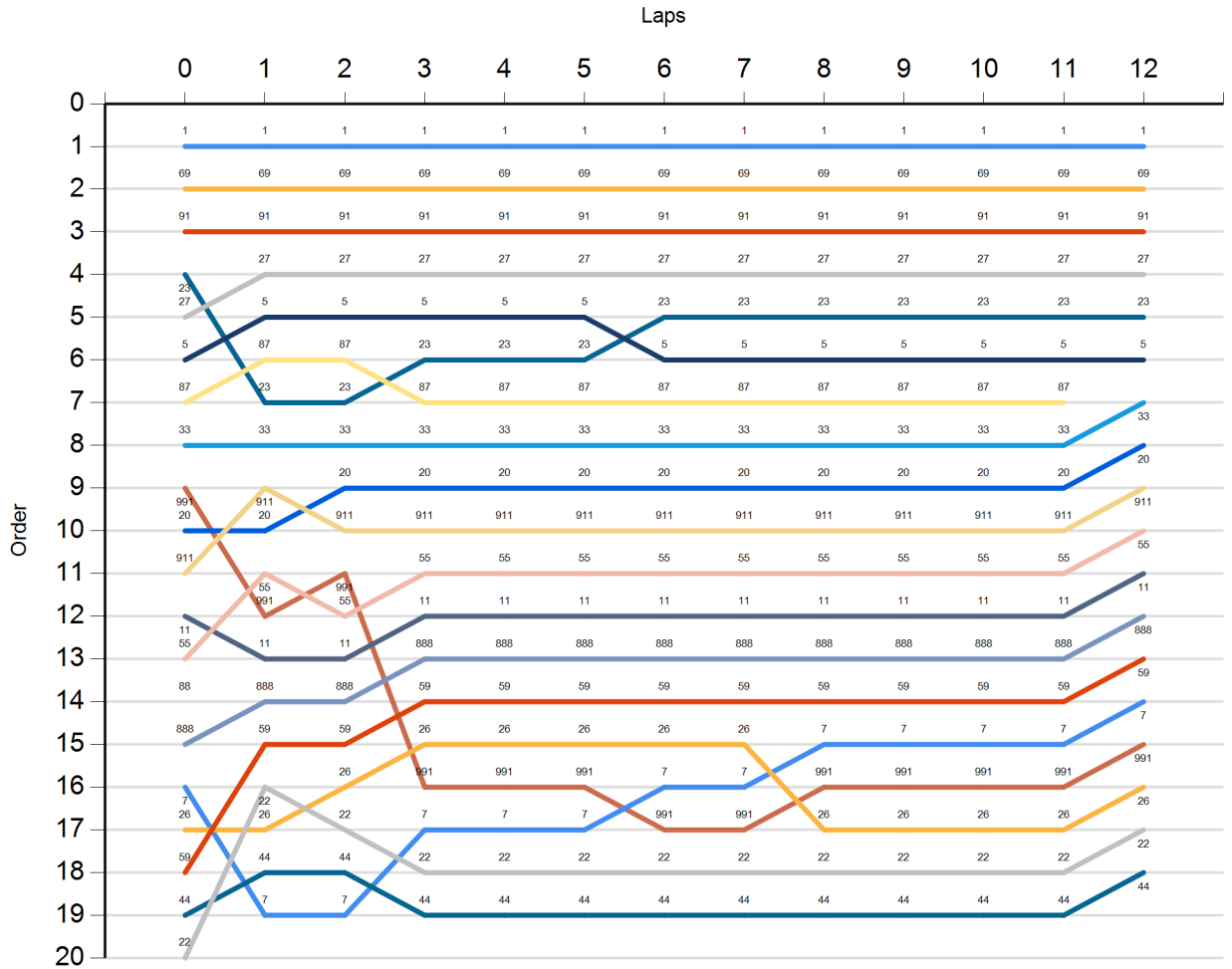


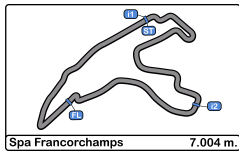


**Spa Francorchamps**  
**Porsche Carrera Cup France**  
**Race - 2**  
**Graphic Lap Chart**



- 1
- 69
- 91
- 23
- 27
- 5
- 87
- 33
- 991
- 20
- 911
- 11
- 55
- 88
- 888
- 7
- 26
- 59
- 44
- 22



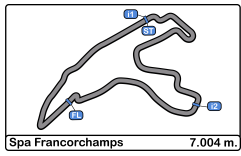


**Spa Francorchamps**  
**Porsche Carrera Cup France**  
**Race - 2**  
**Pit Stop Analysis**

**PORSCHE**  
**CARRERA CUP**  
**FRANCE**

N°	In Day Time	Driver	Nat	Team	Class	In Time	Stop N°	Pit Time	Handicap	Penalty
----	-------------	--------	-----	------	-------	---------	---------	----------	----------	---------

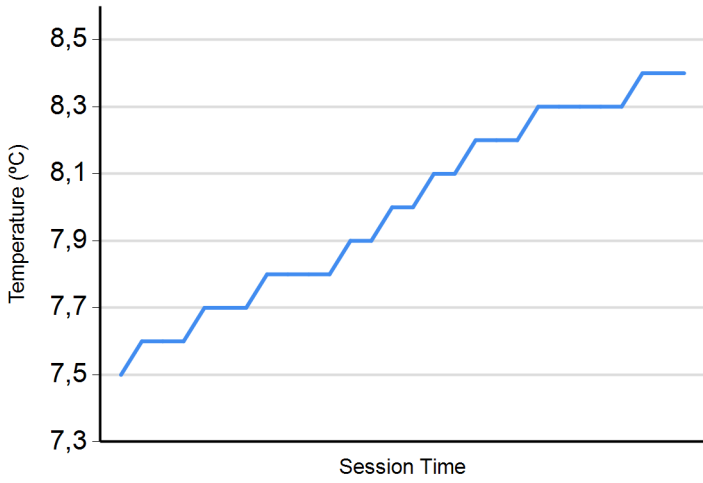




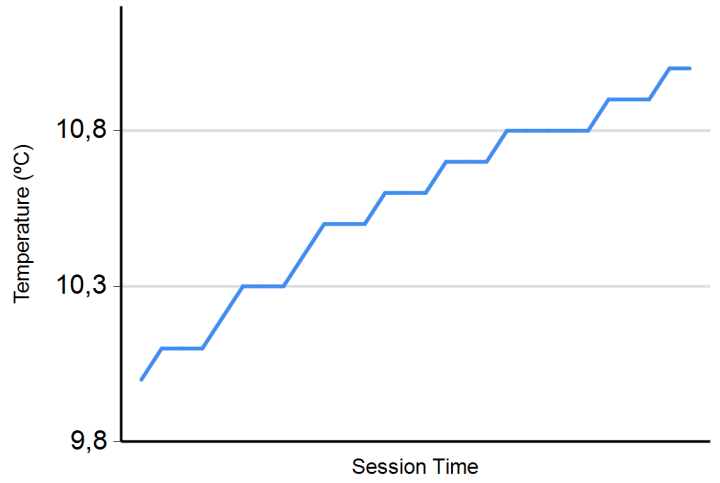
**Spa Francorchamps**  
**Porsche Carrera Cup France**  
**Race - 2**  
**Weather Report**



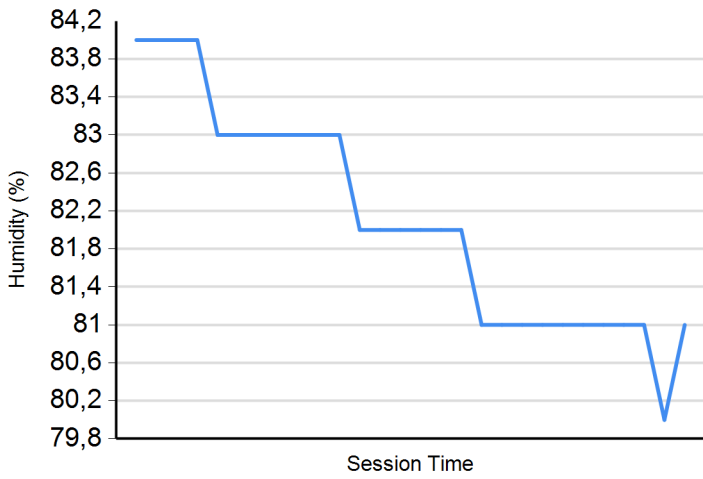
**Air Temperature**



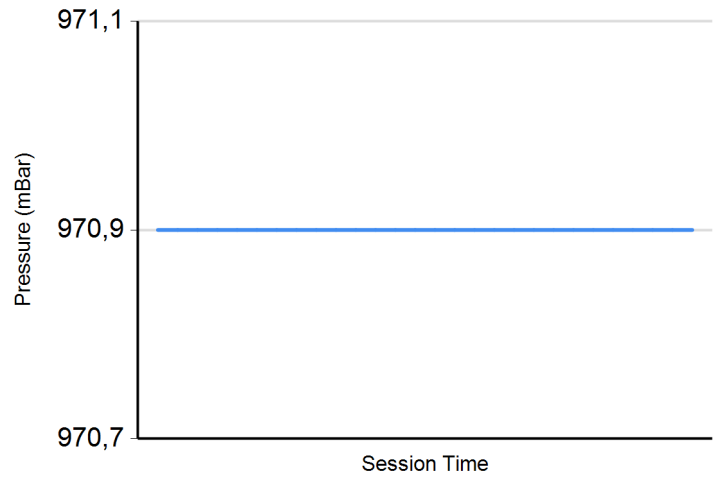
**Track Temperature**



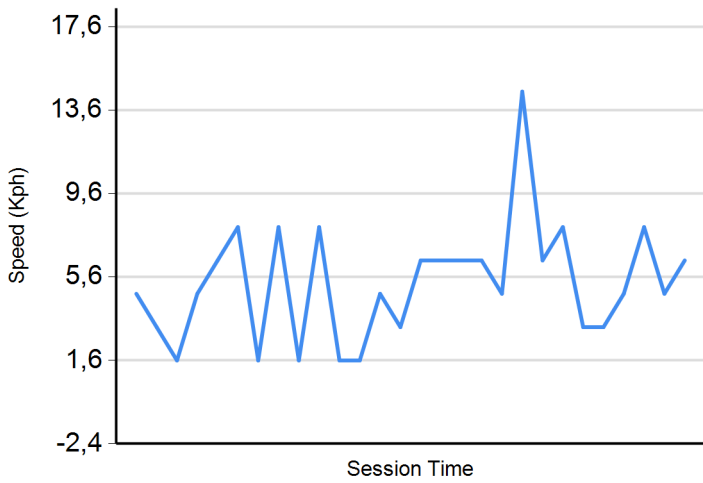
**Humidity**



**Pressure**



**Wind Speed**



**Wind direction**

North = 0°/360° Est = 90° South = 180° West = 270°

