

Paul Ricard
International GT Open
Race - 1



Provisional Results

Paul Ricard 5.822 m

Cls	Nº	Entrant/Team	Nat	Driver 1	Nat	Driver 2	Nat	Vehicle	Cat	Cl	Laps	Total Time	Gap	Interval	Km/h	Best	Time	Km/h	
1	4	Team Lazarus	ITA	Ivan Peklin	GBR	Jordan Pepper	ZAF	Bentley Continental GT3	PRO	1	29	1:10:58.425			142.7	17	2:01.680	172.2	
2	72	Inception Racing	GBR	Nick Moss	GBR	Joe Osborne	GBR	McLaren 720 S GT3	PROAM	1	29	1:11:08.539	10.114	10.114	142.3	18	2:02.539	171.0	
3	7	Inception Racing	GBR	Brendan Iribe	USA	Ollie Millroy	GBR	McLaren 720 S GT3	PROAM	2	29	1:11:08.797	10.372	0.258	142.3	18	2:02.500	171.0	
4	77	Lechner Racing	AUT	Al Faisal Al Zubair	OMN	Andy Soucek	ESP	Porsche 911 GT3-R II 2019	PRO	2	29	1:11:10.150	11.725	1.353	142.3	25	2:02.493	171.1	
5	63	Vincenzo Sospiri Racing	ITA	Michele Beretta	ITA	Frederik Schandorff	DNK	Lamborghini Huracan GT3 EVO	PRO	3	29	1:11:14.412	15.987	4.262	142.1	19	2:02.745	170.7	
6	22	Balfe Motorsport	GBR	Shaun Balfe	GBR	Adam Carroll	GBR	Audi R8 GT3 LMS 2019	PROAM	3	29	1:11:14.819	16.394	0.407	142.1	18	2:02.655	170.8	
7	19	Vincenzo Sospiri Racing	ITA	Baptiste Moulin	BEL	Yuki Nemoto	JPN	Lamborghini Huracan GT3 EVO	PRO	4	29	1:11:14.861	16.436	0.042	142.1	19	2:02.858	170.5	
8	11	Reno Racing	DNK	Jens Reno Moller	DNK	Marcus Paverud	MOR	Honda NSX GT3 Evo	PROAM	4	29	1:11:19.633	21.208	4.772	142.0	25	2:03.057	170.3	
9	48	Winward	DEU	Markus Sattler	DEU	Nico Bastian	DEU	Mercedes AMG GT3 - 2020	PROAM	5	29	1:11:27.710	29.285	8.077	141.7	17	2:01.760	172.1	
10	47	AKM Motorsport	SMR	Alexander Moiseev	POL	Loris Spinelli	ITA	Mercedes AMG GT3 - 2020	PROAM	6	29	1:11:43.340	44.915	15.630	141.2	17	2:01.852	172.0	
11	14	AKM Motorsport	SMR	Florian Scholze	DEU	Jens Liebhauser	DEU	Mercedes AMG GT3 - 2020	AM	1	29	1:11:49.917	51.492	6.577	141.0	22	2:03.687	169.4	
12	17	HP Racing International	DEU	Coach McKansy	DEU	Jan Seyffert	DEU	Lamborghini Huracan GT3 EVO	AM	2	29	1:12:26.973	1:28.548	37.056	139.8	16	2:06.177	166.1	
13	8	Barone Rampante	ITA	Giuseppe Cipriani	ITA			Lamborghini Huracan GT3 EVO	AM	3	28	1:11:24.211	1 Lap	1 Lap	136.9	24	2:05.012	167.6	
Not classified: (Requirements: 75% of number laps of leader = 22 Laps)																			
6		Boutsen Ginion	BEL	François Grimm	CHE			Lamborghini Gallardo Reiter R-EX	AM	4	6	16:37.328	23 Laps	22 Laps	126.0	6	2:10.480	160.6	
88		JP Motorsport	POL	Patryk Krupinski	POL	Christian Klien	AUT	McLaren 720 S GT3	PROAM	7									
15		Twin Busch by Equipe Vitesse	DEU	Mario Hirsch	DEU	Dominik Schraml	DEU	Mercedes AMG GT3 - 2020	PROAM	8									

Fastest lap Peklin - Pepper in 2:01.680 at 172.2 Km/h in lap 17

Published at:.....

Air Temp: **26.8 °C** Temp. Aire: **15.1 °C** Humidity: **75 %** Track Status: **DRY**

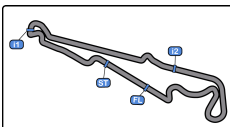
Stewards:

Race Director:

Timekeeper: Luis Angel Garcia Nunez

JOB/I-0020-ESP





Paul Ricard
International GT Open
Race - 1



Provisional Results by Class

Paul Ricard 5.822 m

Cls	N°	Entrant/Team	Nat	Driver 1	Nat	Driver 2	Nat	Vehicle	Cat	Cl	Laps	Total Time	Gap	Interval	Km/h	Best	Time	Km/h	
PRO																			
1	4	Team Lazarus	ITA	Ivan Peklin	UKR	<u>Jordan Pepper</u>	ZAF	Bentley Continental GT3	PRO	1	29	1:10:58.425			142.7	17	2:01.680	172.2	
2	77	Lechner Racing	AUT	<u>Al Faisal Al Zubair</u>	OMN	Andy Soucek	ESP	Porsche 911 GT3-R II 2019	PRO	2	29	1:11:10.150	11.725	11.725	142.3	25	2:02.493	171.1	
3	63	Vincenzo Sospiri Racing	ITA	Michele Beretta	ITA	<u>Frederik Schandorff</u>	DNK	Lamborghini Huracan GT3 EVO	PRO	3	29	1:11:14.412	15.987	4.262	142.1	19	2:02.745	170.7	
4	19	Vincenzo Sospiri Racing	ITA	<u>Baptiste Moulin</u>	BEL	Yuki Nemoto	JPN	Lamborghini Huracan GT3 EVO	PRO	4	29	1:11:14.861	16.436	0.449	142.1	19	2:02.858	170.5	
PROAM																			
1	72	Inception Racing	GBR	Nick Moss	GBR	<u>Joe Osborne</u>	GBR	McLaren 720 S GT3	PROAM	1	29	1:11:08.539			142.3	18	2:02.539	171.0	
2	7	Inception Racing	GBR	<u>Brendan Iribe</u>	USA	Ollie Millroy	GBR	McLaren 720 S GT3	PROAM	2	29	1:11:08.797	0.258	0.258	142.3	18	2:02.500	171.0	
3	22	Balfe Motorsport	GBR	<u>Shaun Balfe</u>	GBR	Adam Carroll	GBR	Audi R8 GT3 LMS 2019	PROAM	3	29	1:11:14.819	6.280	6.022	142.1	18	2:02.655	170.8	
4	11	Reno Racing	DNK	<u>Jens Reno Moller</u>	DNK	Marcus Paverud	NOR	Honda NSX GT3 Evo	PROAM	4	29	1:11:19.633	11.094	4.814	142.0	25	2:03.057	170.3	
5	48	Winward	DEU	Markus Sattler	DEU	<u>Nico Bastian</u>	DEU	Mercedes AMG GT3 - 2020	PROAM	5	29	1:11:27.710	19.171	8.077	141.7	17	2:01.760	172.1	
6	47	AKM Motorsport	GBR	Alexander Moiseev	RUS	<u>Loris Spinelli</u>	ITA	Mercedes AMG GT3 - 2020	PROAM	6	29	1:11:43.340	34.801	15.630	141.2	17	2:01.852	172.0	
Not classified: (Requirements: 75% of number laps of leader = 22 Laps)																			
88		JP Motorsport	POL	Patryk Krupinski	POL	<u>Christian Klien</u>	AUT	McLaren 720 S GT3	PROAM	7									
15		Twin Busch by Equipe Vitesse	DEU	Mario Hirsch	DEU	<u>Dominik Schraml</u>	DEU	Mercedes AMG GT3 - 2020	PROAM	8									
AM																			
1	14	AKM Motorsport	GBR	<u>Florian Scholze</u>	DEU	Jens Liebhauser	DEU	Mercedes AMG GT3 - 2020	AM	1	29	1:11:49.917			141.0	22	2:03.687	169.4	
2	17	HP Racing International	DEU	Coach McKansy	DEU	<u>Jan Seyffert</u>	DEU	Lamborghini Huracan GT3 EVO	AM	2	29	1:12:26.973	37.056	37.056	139.8	16	2:06.177	166.1	
3	8	Barone Rampante	ITA	Giuseppe Cipriani	ITA			Lamborghini Huracan GT3 EVO	AM	3	28	1:11:24.211	1 Lap	1 Lap	136.9	24	2:05.012	167.6	
Not classified: (Requirements: 75% of number laps of leader = 22 Laps)																			
6		Boutsen Ginion	DEU	François Grimm	CHE			Lamborghini Gallardo Reiter R-EX	AM	4	6	16:37.328	23 Laps	22 Laps	126.0	6	2:10.480	160.6	

Fastest lap Peklin - Pepper in 2:01.680 at 172.2 Km/h in lap 17

Published at:.....

Air Temp: **26.8 °C** Temp. Aire: **15.1 °C** Humidity: **75 %** Track Status: **DRY**

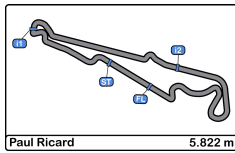
Stewards:

Race Director:

Timekeeper: Luis Angel Garcia Nunez

JOB/I-0020-ESP





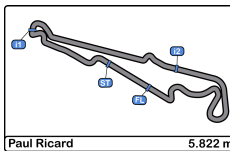
Paul Ricard
International GT Open
Race - 1



Provisional Classification by Driver Fastest Lap

Cl	N°	Entrant/Team	Nat	Vehicle	Driver	Nat	Cat	Cl	Laps	Best	Time	Gap	Interval	Km/h
1	4	Team Lazarus	ITA	Bentley Continental GT3	Jordan Pepper	ITA	PRO	1	18	17	2:01.680			172.2
2	48	Winward	DEU	Mercedes AMG GT3 - 2020	Nico Bastian	DEU	PROAM	1	19	17	2:01.760	0.080	0.080	172.1
3	47	AKM Motorsport	SMR	Mercedes AMG GT3 - 2020	Loris Spinelli	ITA	PROAM	2	19	17	2:01.852	0.172	0.092	172.0
4	77	Lechner Racing	AUT	Porsche 911 GT3-R II 2019	Andy Soucek	ESP	PRO	2	14	10	2:02.493	0.813	0.641	171.1
5	7	Inception Racing	GBR	McLaren 720 S GT3	Ollie Millroy	GBR	PROAM	3	15	4	2:02.500	0.820	0.007	171.0
6	72	Inception Racing	GBR	McLaren 720 S GT3	Joe Osborne	GBR	PROAM	4	19	18	2:02.539	0.859	0.039	171.0
7	22	Balfe Motorsport	GBR	Audi R8 GT3 LMS 2019	Adam Carroll	GBR	PROAM	5	15	4	2:02.655	0.975	0.116	170.8
8	63	Vincenzo Sospiri Racing	ITA	Lamborghini Huracan GT3 EVO	Michele Beretta	ITA	PRO	3	11	3	2:02.745	1.065	0.090	170.7
9	19	Vincenzo Sospiri Racing	ITA	Lamborghini Huracan GT3 EVO	Yuki Nemoto	JPN	PRO	4	15	5	2:02.858	1.178	0.113	170.5
10	4	Team Lazarus	ITA	Bentley Continental GT3	Ivan Peklin	RUS	PRO	5	11	5	2:03.044	1.364	0.186	170.3
11	11	Reno Racing	DNK	Honda NSX GT3 Evo	Marcus Paverud	NOR	PROAM	6	13	9	2:03.057	1.377	0.013	170.3
12	63	Vincenzo Sospiri Racing	ITA	Lamborghini Huracan GT3 EVO	Frederik Schandorff	DNK	PRO	6	16	15	2:03.624	1.944	0.567	169.5
13	72	Inception Racing	GBR	McLaren 720 S GT3	Nick Moss	GBR	PROAM	7	10	6	2:03.667	1.987	0.043	169.4
14	14	AKM Motorsport	SMR	Mercedes AMG GT3 - 2020	Jens Liebhauser	DEU	AM	1	12	5	2:03.687	2.007	0.020	169.4
15	14	AKM Motorsport	SMR	Mercedes AMG GT3 - 2020	Florian Scholze	DEU	AM	2	17	16	2:03.736	2.056	0.049	169.3
16	48	Winward	DEU	Mercedes AMG GT3 - 2020	Markus Sattler	DEU	PROAM	8	10	5	2:03.928	2.248	0.192	169.1
17	63	Vincenzo Sospiri Racing	ITA	Lamborghini Huracan GT3 EVO	Beretta - Schandorff	ITA	PRO	7	2	2	2:04.475	2.795	0.547	168.3
18	47	AKM Motorsport	SMR	Mercedes AMG GT3 - 2020	Alexander Moiseev	RUS	PROAM	9	10	10	2:04.769	3.089	0.294	167.9
19	8	Barone Rampante	ITA	Lamborghini Huracan GT3 EVO	Giuseppe Cipriani	ITA	AM	3	28	24	2:05.012	3.332	0.243	167.6
20	77	Lechner Racing	AUT	Porsche 911 GT3-R II 2019	Al Faisal Al Zubair	OMN	PRO	8	15	6	2:05.790	4.110	0.778	166.6
21	7	Inception Racing	GBR	McLaren 720 S GT3	Brendan Iribe	USA	PROAM	10	14	6	2:05.918	4.238	0.128	166.4
22	19	Vincenzo Sospiri Racing	ITA	Lamborghini Huracan GT3 EVO	Baptiste Moulin	BEL	PRO	9	14	6	2:05.963	4.283	0.045	166.3
23	17	HP Racing International	DEU	Lamborghini Huracan GT3 EVO	Jan Seyffert	DEU	AM	4	17	16	2:06.177	4.497	0.214	166.1
24	11	Reno Racing	DNK	Honda NSX GT3 Evo	Jens Reno Moller	DNK	PROAM	11	16	15	2:06.409	4.729	0.232	165.8
25	17	HP Racing International	DEU	Lamborghini Huracan GT3 EVO	Coach McKansy	DEU	AM	5	12	9	2:07.396	5.716	0.987	164.5
26	22	Balfe Motorsport	GBR	Audi R8 GT3 LMS 2019	Shaun Balfe	GBR	PROAM	12	14	6	2:09.452	7.772	2.056	161.9
27	6	Boutsen Ginion	BEL	Lamborghini Gallardo Reiter R-EX	François Grimm	CHE	AM	6	6	6	2:10.480	8.800	1.028	160.6





Paul Ricard
International GT Open
Race - 1

Distance and Speed Average



Cls	Nº	Entrant/Team	Nat	Driver 1	Nat	Driver 2	Nat	Vehicle	Cat	Cls	Laps	Distance	Total Time	Km/h
1	4	Team Lazarus	ITA	Ivan Peklin	UKR	<u>Jordan Pepper</u>	ZAF	Bentley Continental GT3	PRO	1	29	168.83	1:10:58.425	142.7
2	72	Inception Racing	GBR	Nick Moss	GBR	<u>Joe Osborne</u>	GBR	McLaren 720 S GT3	PROAM	1	29	168.83	1:11:08.539	142.3
3	7	Inception Racing	GBR	<u>Brendan Iribe</u>	USA	Ollie Millroy	GBR	McLaren 720 S GT3	PROAM	2	29	168.83	1:11:08.797	142.3
4	77	Lechner Racing	AUT	<u>Al Faisal Al Zubair</u>	OMN	Andy Soucek	ESP	Porsche 911 GT3-R II 2019	PRO	2	29	168.83	1:11:10.150	142.3
5	63	Vincenzo Sospiri Racing	ITA	Michele Beretta	ITA	<u>Frederik Schandorff</u>	DNK	Lamborghini Huracan GT3 EVO	PRO	3	29	168.83	1:11:14.412	142.1
6	22	Balfe Motorsport	GBR	<u>Shaun Balfe</u>	GBR	Adam Carroll	GBR	Audi R8 GT3 LMS 2019	PROAM	3	29	168.83	1:11:14.819	142.1
7	19	Vincenzo Sospiri Racing	ITA	<u>Baptiste Moulin</u>	BEL	Yuki Nemoto	JPN	Lamborghini Huracan GT3 EVO	PRO	4	29	168.83	1:11:14.861	142.1
8	11	Reno Racing	DNK	<u>Jens Reno Moller</u>	DNK	Marcus Paverud	NOR	Honda NSX GT3 Evo	PROAM	4	29	168.83	1:11:19.633	142.0
9	48	Winward	DEU	Markus Sattler	DEU	<u>Nico Bastian</u>	DEU	Mercedes AMG GT3 - 2020	PROAM	5	29	168.83	1:11:27.710	141.7
10	47	AKM Motorsport	SMR	Alexander Moiseev	RUS	<u>Loris Spinelli</u>	ITA	Mercedes AMG GT3 - 2020	PROAM	6	29	168.83	1:11:43.340	141.2
11	14	AKM Motorsport	SMR	<u>Florian Scholze</u>	DEU	Jens Liebhauser	DEU	Mercedes AMG GT3 - 2020	AM	1	29	168.83	1:11:49.917	141.0
12	17	HP Racing International	DEU	Coach McKansy	DEU	<u>Jan Seyffert</u>	DEU	Lamborghini Huracan GT3 EVO	AM	2	29	168.83	1:12:26.973	139.8
13	8	Barone Rampante	ITA	Giuseppe Cipriani	ITA			Lamborghini Huracan GT3 EVO	AM	3	28	163.01	1:11:24.211	136.9
Not classified: (Requirements: 75% of number laps of leader = 22 Laps)														
6		Boutsen Ginion	BEL	François Grimm	CHE			Lamborghini Gallardo Reiter R-EX	AM	4	6	34.93	16:37.328	126.0
88		JP Motorsport	POL	Patryk Krupinski	POL	<u>Christian Klien</u>	AUT	McLaren 720 S GT3	PROAM	7				
15		Twin Busch by Equipe Vitesse	DEU	Mario Hirsch	DEU	<u>Dominik Schraml</u>	DEU	Mercedes AMG GT3 - 2020	PROAM	8				





Paul Ricard
International GT Open
Race - 1
Lap Analysis



4

1 Ivan Peklin Bentley Continental GT3
 2 Jordan Pepper Team Lazarus

7

1 Brendan Iribe McLaren 720 S GT3
 2 Ollie Millroy Inception Racing

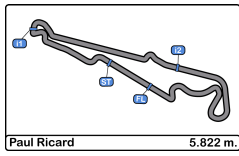
Lap	D	Time	Sector 1	Sector 2	Sector 3	T. Spd	Elapsed	Lap	D	Time	Sector 1	Sector 2	Sector 3	T. Spd	Elapsed
1	2	2:21.316	37.175	41.076	1:03.065	227.8	2:21.316	1	1	2:25.128	40.974	42.003	1:02.151	227.3	2:25.128
2	2	3:20.441	57.390	1:02.467	1:20.584	106.8	5:41.757	2	1	3:23.972	1:00.327	1:00.470	1:23.175	133.1	5:49.100
3	2	2:58.670	55.275	51.027	1:12.368	114.4	8:40.427	3	1	2:57.402	54.417	50.613	1:12.372	211.3	8:46.502
4	2	2:50.414	49.438	49.048	1:11.928	189.8	11:30.841	4	1	2:49.742	48.536	49.906	1:11.300	213.0	11:36.244
5	2	2:47.085	44.476	48.854	1:13.755	140.0	14:17.926	5	1	2:45.507	43.466	49.990	1:12.051	170.0	14:21.751
6	2	2:02.942	33.883	37.193	51.866	247.1	16:20.868	6	1	2:05.918	34.823	37.930	53.165	243.2	16:27.669
7	2	2:04.681	33.569	37.093	54.019	247.7	18:25.549	7	1	2:06.845	34.700	38.088	54.057	244.3	18:34.514
8	2	3:04.505	47.799	1:04.884	1:11.822	229.7	21:30.054	8	1	3:01.935	44.175	1:04.214	1:13.546	244.8	21:36.449
9	2	2:56.198	45.749	58.859	1:11.590	128.7	24:26.252	9	1	2:57.710	44.516	1:00.947	1:12.247	130.1	24:34.159
10	2	3:13.814	48.081	1:14.488	1:11.245	146.5	27:40.066	10	1	3:12.322	45.741	1:16.998	1:09.583	200.0	27:46.481
11	2	3:08.587	45.459	1:14.480	1:08.648	230.7	30:48.653	11	1	3:07.979	44.611	1:15.412	1:07.956	179.1	30:54.460
12	2	3:00.800	43.945	1:08.290	1:08.565	209.7	33:49.453	12	1	3:01.341	44.135	1:10.645	1:06.561	183.6	33:55.801
13	2	3:04.370	42.583	1:05.663	1:16.124	211.7	36:53.823	13	1	3:01.172	42.554	1:07.098	1:11.520	191.4	36:56.973
14	2	2:02.670	33.790	37.158	51.722	246.5	38:56.493	14	1	2:12.846 P	34.979	38.031	59.836	244.8	39:09.819
15	2	2:02.160	33.490	36.920	51.750	248.8	40:58.653	15	2	3:09.914	1:40.408	37.517	51.989	149.7	42:19.733
16	2	2:01.915	33.472	36.884	51.559	248.8	43:00.568	16	2	2:02.924	33.642	37.369	51.913	244.3	44:22.657
17	2	2:01.680	33.335	36.784	51.561	249.4	45:02.248	17	2	2:03.227	33.681	37.369	52.177	243.7	46:25.884
18	2	2:08.457 P	33.443	36.885	58.129	249.4	47:10.705	18	2	2:02.500	33.462	37.200	51.838	246.0	48:28.384
19	1	3:11.901	1:41.618	37.649	52.634	145.7	50:22.606	19	2	2:02.765	33.490	37.335	51.940	246.0	50:31.149
20	1	2:04.277	33.979	37.339	52.959	248.2	52:26.883	20	2	2:03.253	33.428	37.316	52.509	246.5	52:34.402
21	1	2:03.603	34.261	37.254	52.088	250.0	54:30.486	21	2	2:03.091	33.662	37.254	52.175	246.5	54:37.493
22	1	2:03.134	33.648	37.184	52.302	248.8	56:33.620	22	2	2:03.806	33.748	37.436	52.622	246.0	56:41.299
23	1	2:03.044	33.656	37.189	52.199	248.8	58:36.664	23	2	2:03.575	33.727	37.509	52.339	246.5	58:44.874
24	1	2:03.385	33.584	37.316	52.485	249.4	1:00:40.049	24	2	2:03.635	33.863	37.706	52.066	246.5	1:00:48.509
25	1	2:03.223	33.698	37.313	52.212	250.0	1:02:43.272	25	2	2:03.194	33.737	37.352	52.105	247.1	1:02:51.703
26	1	2:03.290	33.570	37.165	52.555	250.5	1:04:46.562	26	2	2:03.592	33.704	37.235	52.653	247.1	1:04:55.295
27	1	2:03.719	33.739	37.391	52.589	250.5	1:06:50.281	27	2	2:04.081	34.444	37.407	52.230	246.0	1:06:59.376
28	1	2:04.267	33.853	37.378	53.036	250.5	1:08:54.548	28	2	2:04.475	34.487	37.311	52.677	247.7	1:09:03.851
29	1	2:03.877	33.978	37.267	52.632	250.0	1:10:58.425	29	2	2:04.946	34.636	37.804	52.506	247.7	1:11:08.797

6

1 François Grimm Lamborghini Gallardo Reiter R-EX
 2 Boutsen Ginion

Lap	D	Time	Sector 1	Sector 2	Sector 3	T. Spd	Elapsed
1		2:30.164	44.053	43.812	1:02.299	233.2	2:30.164
2		3:24.599	1:01.535	1:00.142	1:22.922	142.8	5:54.763
3		2:57.848	57.543	49.497	1:10.808	162.8	8:52.611
4		2:48.766	48.816	53.471	1:06.479	178.8	11:41.377
5		2:45.471	42.993	51.515	1:10.963	168.2	14:26.848
6		2:10.480	36.724	39.419	54.337	243.7	16:37.328
7			36.402			244.8	





Paul Ricard
International GT Open
Race - 1
Lap Analysis



8

1 Giuseppe Cipriani

Lamborghini Huracan GT3 EVO

11

1 Jens Reno Moller

Honda NSX GT3 Evo

AM

2

Barone Rampante

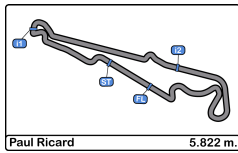
PROAM

2 Marcus Paverud

Reno Racing

Lap	D	Time	Sector 1	Sector 2	Sector 3	T. Spd	Elapsed	Lap	D	Time	Sector 1	Sector 2	Sector 3	T. Spd	Elapsed
1		2:28.739	41.903	44.431	1:02.405	211.3	2:28.739	1	1	2:26.723	41.697	42.546	1:02.480	232.2	2:26.723
2		3:24.427	1:00.338	1:00.890	1:23.199	136.1	5:53.166	2	1	3:24.155	1:00.353	1:00.400	1:23.402	148.7	5:50.878
3		2:57.391	55.307	51.066	1:11.018	203.0	8:50.557	3	1	2:57.539	55.651	49.118	1:12.770	168.7	8:48.417
4		2:49.445	48.782	51.897	1:08.766	185.5	11:40.002	4	1	2:50.021	48.637	51.734	1:09.650	198.1	11:38.438
5		2:44.772	42.507	50.749	1:11.516	180.0	14:24.774	5	1	2:44.568	42.769	50.935	1:10.864	166.6	14:23.006
6		2:08.722	35.507	39.009	54.206	237.8	16:33.496	6	1	2:08.363	36.213	38.737	53.413	244.8	16:31.369
7		2:09.084	34.882	38.740	55.462	240.0	18:42.580	7	1	2:08.101	34.862	38.588	54.651	244.3	18:39.470
8		2:57.943	38.860	1:04.281	1:14.802	238.9	21:40.523	8	1	2:59.246	40.939	1:03.899	1:14.408	244.8	21:38.716
9		2:56.999	43.446	1:01.290	1:12.263	183.6	24:37.522	9	1	2:57.298	44.123	1:00.964	1:12.211	145.9	24:36.014
10		3:11.048	45.223	1:17.669	1:08.156	173.0	27:48.570	10	1	3:11.537	45.640	1:17.044	1:08.853	188.4	27:47.551
11		3:09.680	45.322	1:16.494	1:07.864	178.2	30:58.250	11	1	3:08.624	45.187	1:15.652	1:07.785	166.9	30:56.175
12		2:59.980	43.748	1:10.460	1:05.772	188.8	33:58.230	12	1	3:00.969	44.338	1:10.285	1:06.346	191.8	33:57.144
13		3:00.303	42.405	1:08.720	1:09.178	165.8	36:58.533	13	1	3:00.501	42.553	1:08.025	1:09.923	170.8	36:57.645
14		2:08.313	35.140	39.269	53.904	241.0	39:06.846	14	1	2:07.683	35.303	38.773	53.607	243.7	39:05.328
15		2:07.098	35.010	38.525	53.563	240.5	41:13.944	15	1	2:06.409	35.184	38.176	53.049	244.8	41:11.737
16		2:13.500 P	34.814	38.412	1:00.274	239.4	43:27.444	16	1	3:03.822 P	35.313	37.839	1:50.670	244.8	44:15.559
17		3:12.474	1:41.060	38.464	52.950	148.7	46:39.918	17	2	2:21.884	51.344	37.918	52.622	150.2	46:37.443
18		2:05.689	34.446	38.214	53.029	240.5	48:45.607	18	2	2:03.624	33.912	37.434	52.278	246.5	48:41.067
19		2:05.965	34.606	38.250	53.109	240.0	50:51.572	19	2	2:03.481	33.652	37.639	52.190	246.0	50:44.548
20		2:05.749	34.316	38.288	53.145	240.0	52:57.321	20	2	2:03.174	33.771	37.352	52.051	245.4	52:47.722
21		2:05.642	34.490	38.185	52.967	240.0	55:02.963	21	2	2:03.956	33.812	37.808	52.336	246.0	54:51.678
22		2:05.724	34.511	38.047	53.166	239.4	57:08.687	22	2	2:03.523	34.020	37.400	52.103	245.4	56:55.201
23		2:05.051	34.077	38.117	52.857	239.4	59:13.738	23	2	2:03.863	33.954	37.836	52.073	246.0	58:59.064
24		2:05.012	34.205	38.019	52.788	240.0	1:01:18.750	24	2	2:03.491	33.986	37.401	52.104	246.0	1:01:02.555
25		2:23.027 P	34.191	37.897	1:10.939	240.5	1:03:41.777	25	2	2:03.057	33.570	37.452	52.035	245.4	1:03:05.612
26		2:57.203	1:09.476	47.551	1:00.176	152.5	1:06:38.980	26	2	2:03.170	33.772	37.163	52.235	246.0	1:05:08.782
27		2:19.925	37.848	42.488	59.589	211.7	1:08:58.905	27	2	2:03.901	33.846	37.330	52.725	246.0	1:07:12.683
28		2:25.306	37.347	44.175	1:03.784	228.8	1:11:24.211	28	2	2:03.389	33.974	37.400	52.015	246.0	1:09:16.072
								29	2	2:03.561	33.707	37.409	52.445	246.5	1:11:19.633





Paul Ricard
International GT Open
Race - 1
Lap Analysis



14

1 Florian Scholze Mercedes AMG GT3 - 2020
 AM 2 Jens Liebhauser AKM Motorsport

17

1 Coach McKansy Lamborghini Huracan GT3 EVO
 AM 2 Jan Seyffert HP Racing International

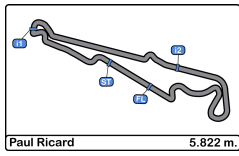
Lap	D	Time	Sector 1	Sector 2	Sector 3	T. Spd	Elapsed	Lap	D	Time	Sector 1	Sector 2	Sector 3	T. Spd	Elapsed
1	1	2:23.494	39.577	41.399	1:02.518	231.2	2:23.494	1	2	2:27.509	42.157	43.269	1:02.083	227.8	2:27.509
2	1	3:23.251	58.432	1:01.725	1:23.094	127.8	5:46.745	2	2	3:24.169	1:00.570	1:00.325	1:23.274	160.7	5:51.678
3	1	2:56.970	53.182	51.393	1:12.395	213.0	8:43.715	3	2	2:57.344	55.665	50.822	1:10.857	197.0	8:49.022
4	1	2:50.496	48.711	49.728	1:12.057	166.1	11:34.211	4	2	2:49.958	48.563	52.349	1:09.046	208.4	11:38.980
5	1	2:45.437	43.051	50.178	1:12.208	157.8	14:19.648	5	2	2:44.530	42.810	50.818	1:10.902	194.2	14:23.510
6	1	2:05.389	34.773	37.901	52.715	244.3	16:25.037	6	2	2:08.791	35.956	39.018	53.817	238.4	16:32.301
7	1	2:06.436	34.180	38.864	53.392	245.4	18:31.473	7	2	2:43.263 P	34.974	38.350	1:29.939	238.9	19:15.564
8	1	3:03.193	45.373	1:03.971	1:13.849	246.0	21:34.666	8	2	2:57.543	1:17.993	43.273	56.277	141.5	22:13.107
9	1	2:58.282	44.269	1:00.803	1:13.210	140.6	24:32.948	9	2	2:25.623	37.956	42.187	1:05.480	200.7	24:38.730
10	1	3:11.765	44.978	1:15.840	1:10.947	166.6	27:44.713	10	2	3:11.216	45.763	1:18.582	1:06.871	170.6	27:49.946
11	1	3:07.716	44.327	1:15.937	1:07.452	204.5	30:52.429	11	2	3:09.469	45.607	1:16.829	1:07.033	193.5	30:59.415
12	1	3:01.272	43.542	1:10.404	1:07.326	167.7	33:53.701	12	2	3:00.071	44.073	1:12.432	1:03.566	175.3	33:59.486
13	1	3:02.042	41.799	1:07.238	1:13.005	172.5	36:55.743	13	2	2:59.964	42.917	1:09.230	1:07.817	170.6	36:59.450
14	1	2:05.432	34.234	38.607	52.591	246.0	39:01.175	14	2	2:08.772	35.414	38.861	54.497	240.0	39:08.222
15	1	2:03.956	33.976	37.503	52.477	246.0	41:05.131	15	2	2:06.247	34.498	38.020	53.729	238.9	41:14.469
16	1	2:03.736	33.683	37.475	52.578	245.4	43:08.867	16	2	2:06.177	34.776	38.146	53.255	239.4	43:20.646
17	1	2:10.558 P	34.063	37.327	59.168	245.4	45:19.425	17	2	2:12.291 P	34.259	38.036	59.996	238.9	45:32.937
18	2	3:39.267	2:08.135	37.987	53.145	139.3	48:58.692	18	1	3:22.210	1:47.615	39.648	54.947	141.5	48:55.147
19	2	2:05.169	34.189	37.745	53.235	245.4	51:03.861	19	1	2:10.443	35.467	39.286	55.690	237.8	51:05.590
20	2	2:04.726	34.104	37.620	53.002	244.8	53:08.587	20	1	2:08.571	35.224	38.967	54.380	238.4	53:14.161
21	2	2:04.115	34.072	37.506	52.537	245.4	55:12.702	21	1	2:08.566	35.032	38.920	54.614	237.3	55:22.727
22	2	2:03.687	33.914	37.547	52.226	244.8	57:16.389	22	1	2:08.195	35.081	38.852	54.262	237.8	57:30.922
23	2	2:04.153	33.847	37.601	52.705	245.4	59:20.542	23	1	2:07.932	35.159	38.758	54.015	236.8	59:38.854
24	2	2:04.484	34.091	37.466	52.927	244.3	1:01:25.026	24	1	2:07.915	35.014	38.691	54.210	237.8	1:01:46.769
25	2	2:05.046	34.196	37.863	52.987	246.5	1:03:30.072	25	1	2:07.887	35.021	38.674	54.192	237.8	1:03:54.656
26	2	2:05.244	34.365	37.710	53.169	245.4	1:05:35.316	26	1	2:07.396	34.955	38.557	53.884	238.4	1:06:02.052
27	2	2:04.982	34.401	37.595	52.986	244.3	1:07:40.298	27	1	2:07.617	35.093	38.509	54.015	237.3	1:08:09.669
28	2	2:04.545	34.081	37.592	52.872	245.4	1:09:44.843	28	1	2:07.749	35.076	38.668	54.005	237.8	1:10:17.418
29	2	2:05.074	34.270	37.555	53.249	244.8	1:11:49.917	29	1	2:09.555	35.484	39.118	54.953	237.8	1:12:26.973

15

1 Mario Hirsch Mercedes AMG GT3 - 2020
 PROAM 2 Dominik Schraml Twin Busch by Equipe Vitesse

Lap	D	Time	Sector 1	Sector 2	Sector 3	T. Spd	Elapsed
-----	---	------	----------	----------	----------	--------	---------





Paul Ricard
International GT Open
Race - 1
Lap Analysis



19

1 Baptiste Moulin
 Lamborghini Huracan GT3 EVO
 Vincenzo Sospiri Racing

22

1 Shaun Balfe
 Audi R8 GT3 LMS 2019
 Balfe Motorsport
 2 Adam Carroll
 PROAM

Lap	D	Time	Sector 1	Sector 2	Sector 3	T. Spd	Elapsed	Lap	D	Time	Sector 1	Sector 2	Sector 3	T. Spd	Elapsed
1	1	2:25.814	41.288	42.249	1:02.277	224.0	2:25.814	1	1	2:29.700	43.086	44.378	1:02.236	223.1	2:29.700
2	1	3:24.511	1:00.564	1:00.539	1:23.408	139.3	5:50.325	2	1	3:24.312	1:01.250	1:00.333	1:22.729	135.0	5:54.012
3	1	2:57.267	54.760	49.987	1:12.520	192.1	8:47.592	3	1	2:57.906	56.966	50.065	1:10.875	179.7	8:51.918
4	1	2:50.146	48.662	51.224	1:10.260	207.6	11:37.738	4	1	2:48.811	48.772	52.643	1:07.396	176.1	11:40.729
5	1	2:44.425	42.794	50.354	1:11.277	180.6	14:22.163	5	1	2:45.578	42.760	51.602	1:11.216	162.6	14:26.307
6	1	2:05.963	34.767	38.178	53.018	239.4	16:28.126	6	1	2:09.452	35.824	39.261	54.367	239.4	16:35.759
7	1	2:07.052	34.798	38.056	54.198	240.5	18:35.178	7	1	2:10.393	34.744	38.726	56.923	242.1	18:46.152
8	1	3:02.427	44.473	1:04.179	1:13.775	238.4	21:37.605	8	1	2:55.191	36.794	1:03.791	1:14.606	240.5	21:41.343
9	1	2:57.722	44.162	1:01.509	1:12.051	133.8	24:35.327	9	1	2:56.918	44.346	1:00.679	1:11.893	203.7	24:38.261
10	1	3:11.734	45.558	1:17.235	1:08.941	188.4	27:47.061	10	1	3:10.794	45.409	1:18.556	1:06.829	172.5	27:49.055
11	1	3:08.452	44.896	1:15.583	1:07.973	175.8	30:55.513	11	1	3:09.983	46.001	1:16.723	1:07.259	184.3	30:59.038
12	1	3:01.012	44.199	1:10.460	1:06.353	166.6	33:56.525	12	1	2:59.982	44.055	1:11.270	1:04.657	164.3	33:59.020
13	1	3:00.762	42.608	1:07.401	1:10.753	193.2	36:57.287	13	1	3:00.292	42.792	1:09.351	1:08.149	158.3	36:59.312
14	1	3:04.047 P	34.997	38.273	1:50.777	240.5	40:01.334	14	1	2:17.646 P	35.281	38.780	1:03.585	242.6	39:16.958
15	2	2:20.673	50.200	38.114	52.359	145.9	42:22.007	15	2	3:10.761	1:40.489	38.008	52.264	149.1	42:27.719
16	2	2:04.808	34.057	38.064	52.687	238.9	44:26.815	16	2	2:03.934	33.925	37.791	52.218	243.2	44:31.653
17	2	2:03.269	33.559	37.630	52.080	239.4	46:30.084	17	2	2:03.500	33.947	37.623	51.930	243.7	46:35.153
18	2	2:04.104	34.421	37.769	51.914	239.4	48:34.188	18	2	2:02.655	33.537	37.330	51.788	243.2	48:37.808
19	2	2:02.858	33.536	37.553	51.769	239.4	50:37.046	19	2	2:02.975	33.645	37.417	51.913	244.8	50:40.783
20	2	2:03.967	34.540	37.618	51.809	238.9	52:41.013	20	2	2:03.152	33.518	37.643	51.991	244.3	52:43.935
21	2	2:03.347	33.713	37.671	51.963	238.4	54:44.360	21	2	2:02.847	33.555	37.368	51.924	244.3	54:46.782
22	2	2:03.916	34.169	37.628	52.119	237.8	56:48.276	22	2	2:02.899	33.754	37.431	51.714	243.7	56:49.681
23	2	2:03.171	33.805	37.534	51.832	239.4	58:51.447	23	2	2:02.853	33.462	37.174	52.217	244.8	58:52.534
24	2	2:04.344	33.913	37.707	52.724	238.9	1:00:55.791	24	2	2:03.824	33.574	37.442	52.808	244.3	1:00:56.358
25	2	2:03.474	33.860	37.572	52.042	239.4	1:02:59.265	25	2	2:03.336	33.747	37.353	52.236	244.3	1:02:59.694
26	2	2:03.346	33.818	37.629	51.899	240.0	1:05:02.611	26	2	2:03.389	33.781	37.423	52.185	244.8	1:05:03.083
27	2	2:04.259	33.857	37.573	52.829	238.9	1:07:06.870	27	2	2:03.952	33.709	37.522	52.721	245.4	1:07:07.035
28	2	2:04.412	34.688	37.746	51.978	240.0	1:09:11.282	28	2	2:03.551	34.203	37.460	51.888	246.0	1:09:10.586
29	2	2:03.579	33.744	37.552	52.283	242.6	1:11:14.861	29	2	2:04.233	33.650	37.608	52.975	245.4	1:11:14.819





Paul Ricard
International GT Open
Race - 1
Lap Analysis



47

1 Alexander Moiseev

Mercedes AMG GT3 - 2020

48

1 Markus Sattler

Mercedes AMG GT3 - 2020

PROAM

2 Loris Spinelli

AKM Motorsport

PROAM

2 Nico Bastian

Winward

Lap	D	Time	Sector 1	Sector 2	Sector 3	T. Spd	Elapsed	Lap	D	Time	Sector 1	Sector 2	Sector 3	T. Spd	Elapsed
1	2	2:21.882	37.363	41.737	1:02.782	225.0	2:21.882	1	2	2:20.940	36.811	40.920	1:03.209	227.8	2:20.940
2	2	3:22.995	57.877	1:02.540	1:22.578	108.5	5:44.877	2	2	3:19.285	57.121	1:02.351	1:19.813	124.5	5:40.225
3	2	2:57.107	53.274	51.524	1:12.309	223.6	8:41.984	3	2	2:59.633	56.202	50.584	1:12.847	133.9	8:39.858
4	2	2:50.657	48.855	49.301	1:12.501	172.2	11:32.641	4	2	2:50.035	48.972	49.178	1:11.885	182.7	11:29.893
5	2	2:45.778	43.121	50.231	1:12.426	147.7	14:18.419	5	2	2:47.673	44.385	49.276	1:14.012	155.6	14:17.566
6	2	2:03.536	34.291	37.391	51.854	242.6	16:21.955	6	2	2:03.899	33.885	37.982	52.032	241.0	16:21.465
7	2	2:04.954	33.729	37.414	53.811	243.2	18:26.909	7	2	2:04.746	33.731	37.370	53.645	242.6	18:26.211
8	2	3:05.420	47.839	1:04.430	1:13.151	240.0	21:32.329	8	2	3:04.804	47.600	1:04.790	1:12.414	237.3	21:31.015
9	2	2:58.365	44.544	1:00.425	1:13.396	172.2	24:30.694	9	2	2:56.146	45.378	59.184	1:11.584	151.4	24:27.161
10	2	3:11.959	44.935	1:14.899	1:12.125	150.8	27:42.653	10	2	3:14.136	47.769	1:15.069	1:11.298	159.7	27:41.297
11	2	3:07.495	44.234	1:14.861	1:08.400	215.1	30:50.148	11	2	3:08.041	44.633	1:14.885	1:08.523	224.5	30:49.338
12	2	3:01.489	43.676	1:09.203	1:08.610	171.1	33:51.637	12	2	3:00.815	43.761	1:08.490	1:08.564	203.3	33:50.153
13	2	3:02.907	41.759	1:06.366	1:14.782	183.9	36:54.544	13	2	3:04.097	42.368	1:06.137	1:15.592	210.5	36:54.250
14	2	2:03.282	34.016	37.476	51.790	247.1	38:57.826	14	2	2:03.053	33.925	37.520	51.608	242.1	38:57.303
15	2	2:02.473	33.724	37.117	51.632	250.5	41:00.299	15	2	2:02.383	33.441	37.363	51.579	243.7	40:59.686
16	2	2:02.319	33.565	37.089	51.665	246.5	43:02.618	16	2	2:02.101	33.547	37.236	51.318	243.2	43:01.787
17	2	2:01.852	33.348	37.046	51.458	244.3	45:04.470	17	2	2:01.760	33.392	37.098	51.270	244.3	45:03.547
18	2	2:02.044	33.463	37.047	51.534	246.5	47:06.514	18	2	2:01.797	33.361	37.220	51.216	244.3	47:05.344
19	2	2:07.993 P	33.341	36.959	57.693	246.5	49:14.507	19	2	2:58.940 P	33.379	37.039	1:48.522	243.7	50:04.284
20	1	3:31.287	1:57.691	39.522	54.074	149.7	52:45.794	20	1	2:22.404	50.952	38.005	53.447	150.2	52:26.688
21	1	2:07.138	34.988	39.101	53.049	245.4	54:52.932	21	1	2:05.565	35.010	37.779	52.776	240.5	54:32.253
22	1	2:07.408	35.208	38.614	53.586	245.4	57:00.340	22	1	2:04.699	34.242	37.594	52.863	242.1	56:36.952
23	1	2:06.766	34.404	38.435	53.927	246.5	59:07.106	23	1	2:04.341	34.174	37.536	52.631	242.1	58:41.293
24	1	2:06.310	34.564	38.290	53.456	244.3	1:01:13.416	24	1	2:03.928	33.989	37.623	52.316	242.1	1:00:45.221
25	1	2:06.412	34.637	38.525	53.250	242.1	1:03:19.828	25	1	2:04.152	33.998	37.561	52.593	242.6	1:02:49.373
26	1	2:06.712	34.813	38.327	53.572	243.2	1:05:26.540	26	1	2:04.847	34.171	37.640	53.036	242.1	1:04:54.220
27	1	2:06.191	34.656	38.284	53.251	244.3	1:07:32.731	27	1	2:24.836	35.934	38.105	1:10.797	242.1	1:07:19.056
28	1	2:05.840	34.388	38.263	53.189	244.3	1:09:38.571	28	1	2:04.617	34.302	37.643	52.672	242.1	1:09:23.673
29	1	2:04.769	34.212	37.813	52.744	245.4	1:11:43.340	29	1	2:04.037	34.010	37.540	52.487	242.6	1:11:27.710





Paul Ricard
International GT Open
Race - 1
Lap Analysis



63

1 Michele Beretta
 Lamborghini Huracan GT3 EVO
 PRO
 2 Frederik Schandorff
 Vincenzo Sospiri Racing

72

1 Nick Moss
 McLaren 720 S GT3
 PROAM
 2 Joe Osborne
 Inception Racing

Lap	D	Time	Sector 1	Sector 2	Sector 3	T. Spd	Elapsed	Lap	D	Time	Sector 1	Sector 2	Sector 3	T. Spd	Elapsed
1	2	2:23.894	40.020	41.387	1:02.487	225.0	2:23.894	1	2	2:22.728	37.888	42.776	1:02.064	226.8	2:22.728
2	2	3:23.448	58.733	1:01.735	1:22.980	136.1	5:47.342	2	2	3:22.456	58.401	1:01.888	1:22.167	121.7	5:45.184
3	2	2:57.146	53.747	50.999	1:12.400	210.1	8:44.488	3	2	2:57.574	53.715	51.741	1:12.118	220.4	8:42.758
4	2	2:50.391	48.434	50.287	1:11.670	159.5	11:34.879	4	2	2:50.470	48.827	49.454	1:12.189	157.4	11:33.228
5	2	2:45.188	42.814	50.943	1:11.431	170.3	14:20.067	5	2	2:45.507	43.303	49.652	1:12.552	166.4	14:18.735
6	2	2:05.268	34.481	38.297	52.490	239.4	16:25.335	6	2	2:03.890	34.293	37.380	52.217	244.8	16:22.625
7	2	2:05.250	33.961	38.401	52.888	241.0	18:30.585	7	2	2:05.198	33.576	37.265	54.357	245.4	18:27.823
8	2	3:03.398	45.565	1:04.262	1:13.571	238.9	21:33.983	8	2	3:05.162	47.561	1:04.597	1:13.004	213.8	21:32.985
9	2	2:57.910	44.178	1:00.755	1:12.977	153.4	24:31.893	9	2	2:58.308	44.784	1:00.181	1:13.343	181.8	24:31.293
10	2	3:12.022	45.195	1:15.751	1:11.076	154.0	27:43.915	10	2	3:11.892	44.903	1:15.351	1:11.638	171.9	27:43.185
11	2	3:07.959	44.265	1:15.690	1:08.004	204.1	30:51.874	11	2	3:07.875	44.318	1:15.467	1:08.090	218.1	30:51.060
12	2	3:00.931	43.330	1:09.965	1:07.636	154.7	33:52.805	12	2	3:00.800	43.556	1:09.053	1:08.191	158.3	33:51.860
13	2	3:02.407	41.951	1:06.973	1:13.483	177.0	36:55.212	13	2	3:02.977	42.194	1:06.604	1:14.179	174.1	36:54.837
14	2	2:06.623	34.112	39.199	53.312	239.4	39:01.835	14	2	2:03.592	34.093	37.490	52.009	244.8	38:58.429
15	2	2:03.624	33.797	37.721	52.106	242.6	41:05.459	15	2	2:02.662	33.664	37.075	51.923	246.5	41:01.091
16	2	2:59.208 P	33.715	37.647	1:47.846	241.0	44:04.667	16	2	2:02.976	33.740	37.025	52.211	246.5	43:04.067
17	1	2:19.768	49.805	37.746	52.217	146.9	46:24.435	17	2	2:02.734	33.568	37.227	51.939	247.1	45:06.801
18	1	2:02.966	33.633	37.526	51.807	238.4	48:27.401	18	2	2:02.539	33.493	37.173	51.873	246.5	47:09.340
19	1	2:02.745	33.457	37.501	51.787	238.9	50:30.146	19	2	2:08.510 P	33.732	37.133	57.645	247.1	49:17.850
20	1	2:03.648	33.791	37.662	52.195	238.9	52:33.794	20	1	3:13.107	1:41.659	38.665	52.783	150.2	52:30.957
21	1	2:03.260	33.573	37.620	52.067	240.0	54:37.054	21	1	2:04.516	34.287	37.446	52.783	246.0	54:35.473
22	1	2:03.694	33.744	37.785	52.165	240.5	56:40.748	22	1	2:03.908	34.015	37.459	52.434	245.4	56:39.381
23	1	2:03.731	33.811	37.729	52.191	240.5	58:44.479	23	1	2:03.842	33.963	37.398	52.481	246.5	58:43.223
24	1	2:04.736	33.850	38.336	52.550	240.0	1:00:49.215	24	1	2:04.151	34.392	37.386	52.373	245.4	1:00:47.374
25	1	2:03.588	33.882	37.510	52.196	241.6	1:02:52.803	25	1	2:03.667	33.869	37.227	52.571	246.0	1:02:51.041
26	1	2:03.588	33.787	37.509	52.292	240.5	1:04:56.391	26	1	2:03.868	33.908	37.477	52.483	246.5	1:04:54.909
27	1	2:06.903	34.176	37.815	54.912	240.5	1:07:03.294	27	1	2:04.177	34.303	37.560	52.314	246.5	1:06:59.086
28		2:06.643	33.963	38.018	54.662	238.9	1:09:09.937	28	1	2:04.526	34.340	37.467	52.719	245.4	1:09:03.612
29		2:04.475			2:59.137		1:11:14.412	29	1	2:04.927	34.615	37.743	52.569	246.0	1:11:08.539





Paul Ricard
International GT Open
Race - 1
Lap Analysis



77 1 Al Faisal Al Zubair Porsche 911 GT3-R II 2019
 PRO 2 Andy Soucek Lechner Racing

Lap	D	Time	Sector 1	Sector 2	Sector 3	T. Spd	Elapsed
1	1	2:24.495	40.469	41.703	1:02.323	229.7	2:24.495
2	1	3:23.493	59.133	1:01.344	1:23.016	140.6	5:47.988
3	1	2:57.109	54.245	50.791	1:12.073	210.1	8:45.097
4	1	2:50.489	48.832	49.979	1:11.678	156.7	11:35.586
5	1	2:45.006	43.144	50.394	1:11.468	164.6	14:20.592
6	1	2:05.790	34.775	38.174	52.841	244.3	16:26.382
7	1	2:05.993	34.365	38.057	53.571	244.8	18:32.375
8	1	3:03.308	45.443	1:04.162	1:13.703	244.8	21:35.683
9	1	2:57.837	44.027	1:00.737	1:13.073	139.3	24:33.520
10	1	3:11.962	45.357	1:15.932	1:10.673	171.4	27:45.482
11	1	3:08.214	44.512	1:15.690	1:08.012	199.6	30:53.696
12	1	3:01.553	43.583	1:10.437	1:07.533	175.0	33:55.249
13	1	3:00.980	41.502	1:07.595	1:11.883	180.3	36:56.229
14	1	2:06.604	34.779	38.251	53.574	245.4	39:02.833
15	1	3:03.134 P	34.603	37.933	1:50.598	244.3	42:05.967
16	2	2:21.213	49.851	37.893	53.469	150.6	44:27.180
17	2	2:03.457	34.007	37.507	51.943	242.6	46:30.637
18	2	2:03.961	34.196	37.864	51.901	244.3	48:34.598
19	2	2:02.858	33.693	37.259	51.906	244.8	50:37.456
20	2	2:04.003	34.609	37.480	51.914	244.8	52:41.459
21	2	2:03.338	33.730	37.389	52.219	245.4	54:44.797
22	2	2:03.816	34.160	37.396	52.260	244.8	56:48.613
23	2	2:03.323	33.809	37.399	52.115	245.4	58:51.936
24	2	2:03.082	33.720	37.577	51.785	244.8	1:00:55.018
25	2	2:02.493	33.605	37.328	51.560	244.3	1:02:57.511
26	2	2:02.670	33.641	37.359	51.670	244.3	1:05:00.181
27	2	2:03.515	33.752	37.370	52.393	243.7	1:07:03.696
28	2	2:03.721	34.105	37.598	52.018	245.4	1:09:07.417
29	2	2:02.733	33.566	37.457	51.710	244.3	1:11:10.150

88 1 Patryk Krupinski McLaren 720 S GT3
 PROAM 2 Christian Klien JP Motorsport

Lap	D	Time	Sector 1	Sector 2	Sector 3	T. Spd	Elapsed
-----	---	------	----------	----------	----------	--------	---------





Paul Ricard
International GT Open
Race - 1
Analysis by Lap



Num	Lap Time	Gap	Num	Lap Time	Gap	Num	Lap Time	Gap	Num	Lap Time	Gap	Num	Lap Time	Gap
Lap 1			7	2:57.402	06.644	Lap 6			19	3:02.427	07.551	72	3:07.875	02.407
48	2:20.940		19	2:57.267	07.734	4	2:02.942		11	2:59.246	08.662	63	3:07.959	03.221
4	2:21.316	00.376	11	2:57.539	08.559	48	2:03.899	00.597	8	2:57.943	10.469	14	3:07.716	03.776
47	2:21.882	00.942	17	2:57.344	09.164	47	2:03.536	01.087	22	2:55.191	11.289	77	3:08.214	05.043
72	2:22.728	01.788	8	2:57.391	10.699	72	2:03.890	01.757	17	2:57.543	43.053	7	3:07.979	05.807
14	2:23.494	02.554	22	2:57.906	12.060	14	2:05.389	04.169	Num Lap Time Gap			19	3:08.452	06.860
63	2:23.894	02.954	6	2:57.848	12.753	63	2:05.268	04.467	Lap 9			11	3:08.624	07.522
77	2:24.495	03.555	Num Lap Time Gap			77	2:05.790	05.514	4	2:56.198		8	3:09.680	09.597
7	2:25.128	04.188	Lap 4			7	2:05.918	06.801	48	2:56.146	00.909	22	3:09.983	10.385
19	2:25.814	04.874	48	2:50.035		19	2:05.963	07.258	47	2:58.365	04.442	17	3:09.469	10.762
11	2:26.723	05.783	4	2:50.414	00.948	11	2:08.363	10.501	72	2:58.308	05.041	Num Lap Time Gap		
17	2:27.509	06.569	47	2:50.657	02.748	17	2:08.791	11.433	63	2:57.910	05.641	Lap 12		
8	2:28.739	07.799	72	2:50.470	03.335	8	2:08.722	12.628	14	2:58.282	06.696	4	3:00.800	
22	2:29.700	08.760	14	2:50.496	04.318	22	2:09.452	14.891	77	2:57.837	07.268	48	3:00.815	00.700
6	2:30.164	09.224	63	2:50.391	04.986	6	2:10.480	16.460	7	2:57.710	07.907	47	3:01.489	02.184
Num Lap Time Gap			77	2:50.489	05.693	Num Lap Time Gap			19	2:57.722	09.075	72	3:00.800	02.407
Lap 2			7	2:49.742	06.351	Lap 7			11	2:57.298	09.762	63	3:00.931	03.352
48	3:19.285		19	2:50.146	07.845	4	2:04.681		8	2:56.999	11.270	14	3:01.272	04.248
4	3:20.441	01.532	11	2:50.021	08.545	48	2:04.746	00.662	22	2:56.918	12.009	77	3:01.553	05.796
47	3:22.995	04.652	17	2:49.958	09.087	47	2:04.954	01.360	17	2:25.623	12.478	7	3:01.341	06.348
72	3:22.456	04.959	8	2:49.445	10.109	72	2:05.198	02.274	Num Lap Time Gap			19	3:01.012	07.072
14	3:23.251	06.520	22	2:48.811	10.836	63	2:05.250	05.036	Lap 10			11	3:00.969	07.691
63	3:23.448	07.117	6	2:48.766	11.484	14	2:06.436	05.924	4	3:13.814		8	2:59.980	08.777
77	3:23.493	07.763	Num Lap Time Gap			77	2:05.993	06.826	48	3:14.136	01.231	22	2:59.982	09.567
7	3:23.972	08.875	Lap 5			7	2:06.845	08.965	47	3:11.959	02.587	17	3:00.071	10.033
19	3:24.511	10.100	48	2:47.673		19	2:07.052	09.629	72	3:11.892	03.119	Num Lap Time Gap		
11	3:24.155	10.653	4	2:47.085	00.360	11	2:08.101	13.921	63	3:12.022	03.849	Lap 13		
17	3:24.169	11.453	47	2:45.778	00.853	8	2:09.084	17.031	14	3:11.765	04.647	4	3:04.370	
8	3:24.427	12.941	72	2:45.507	01.169	22	2:10.393	20.603	77	3:11.962	05.416	48	3:04.097	00.427
22	3:24.312	13.787	14	2:45.437	02.082	17	2:43.263	50.015	7	3:12.322	06.415	47	3:02.907	00.721
6	3:24.599	14.538	63	2:45.188	02.501	Num Lap Time Gap			19	3:11.734	06.995	72	3:02.977	01.014
Num Lap Time Gap			77	2:45.006	03.026	Lap 8			11	3:11.537	07.485	63	3:02.407	01.389
Lap 3			7	2:45.507	04.185	4	3:04.505		8	3:11.048	08.504	14	3:02.042	01.920
48	2:59.633		19	2:44.425	04.597	48	3:04.804	00.961	22	3:10.794	08.989	77	3:00.980	02.406
4	2:58.670	00.569	11	2:44.568	05.440	47	3:05.420	02.275	17	3:11.216	09.880	7	3:01.172	03.150
47	2:57.107	02.126	17	2:44.530	05.944	72	3:05.162	02.931	Num Lap Time Gap			19	3:00.762	03.464
72	2:57.574	02.900	8	2:44.772	07.208	63	3:03.398	03.929	Lap 11			11	3:00.501	03.822
14	2:56.970	03.857	22	2:45.578	08.741	14	3:03.193	04.612	4	3:08.587		8	3:00.303	04.710
63	2:57.146	04.630	6	2:45.471	09.282	77	3:03.308	05.629	48	3:08.041	00.685	22	3:00.292	05.489
77	2:57.109	05.239				7	3:01.935	06.395	47	3:07.495	01.495	17	2:59.964	05.627





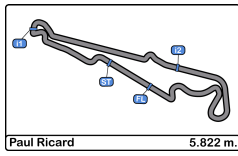
Paul Ricard
International GT Open
Race - 1
Analysis by Lap



Paul Ricard 5.822 m

Num	Lap Time	Gap	Num	Lap Time	Gap	Num	Lap Time	Gap	Num	Lap Time	Gap	Num	Lap Time	Gap
Lap 14			7	2:02.924	1:22.089	63	2:02.745	1:15.639	Lap 22			47	2:06.310	33.367
4	2:02.670		19	2:04.808	1:26.247	7	2:02.765	1:16.642	4	2:03.134		8	2:05.012	38.701
48	2:03.053	00.810	77	2:21.213	1:26.612	19	2:02.858	1:22.539	48	2:04.699	03.332	14	2:04.484	44.977
47	2:03.282	01.333	22	2:03.934	1:31.085	77	2:02.858	1:22.949	72	2:03.908	05.761	17	2:07.915	1:06.720
72	2:03.592	01.936	Num	Lap Time	Gap	22	2:02.975	1:26.276	63	2:03.694	07.128	Num	Lap Time	Gap
14	2:05.432	04.682	Lap 17			11	2:03.481	1:30.041	7	2:03.806	07.679	Lap 25		
63	2:06.623	05.342	4	2:01.680		8	2:05.965	1:37.065	19	2:03.916	14.656	4	2:03.223	
77	2:06.604	06.340	48	2:01.760	01.299	14	2:05.169	1:49.354	77	2:03.816	14.993	48	2:04.152	06.101
11	2:07.683	08.835	47	2:01.852	02.222	17	2:10.443	1:51.083	22	2:02.899	16.061	72	2:03.667	07.769
8	2:08.313	10.353	72	2:02.734	04.553	Num	Lap Time	Gap	11	2:03.523	21.581	7	2:03.194	08.431
17	2:08.772	11.729	14	2:10.558	17.177	Lap 20			47	2:07.408	26.720	63	2:03.588	09.531
7	2:12.846	13.326	17	2:12.291	30.689	48	2:22.404		8	2:05.724	35.067	77	2:02.493	14.239
22	2:17.646	20.465	63	2:19.768	1:22.187	4	2:04.277	00.195	14	2:03.687	42.769	19	2:03.474	15.993
19	3:04.047	1:04.841	7	2:03.227	1:23.636	72	3:13.107	04.269	17	2:08.195	57.302	22	2:03.336	16.422
Num	Lap Time	Gap	19	2:03.269	1:27.836	63	2:03.648	07.106	Num	Lap Time	Gap	11	2:03.057	22.340
Lap 15			77	2:03.457	1:28.389	7	2:03.253	07.714	Lap 23			47	2:06.412	36.556
4	2:02.160		22	2:03.500	1:32.905	19	2:03.967	14.325	4	2:03.044		14	2:05.046	46.800
48	2:02.383	01.033	11	2:21.884	1:35.195	77	2:04.003	14.771	48	2:04.341	04.629	8	2:23.027	58.505
47	2:02.473	01.646	8	3:12.474	1:37.670	22	2:03.152	17.247	72	2:03.842	06.559	17	2:07.887	1:11.384
72	2:02.662	02.438	Num	Lap Time	Gap	47	3:31.287	19.106	63	2:03.731	07.815	Num	Lap Time	Gap
14	2:03.956	06.478	Lap 18			11	2:03.174	21.034	7	2:03.575	08.210	Lap 26		
63	2:03.624	06.806	48	2:01.797		8	2:05.749	30.633	19	2:03.171	14.783	4	2:03.290	
11	2:06.409	13.084	47	2:02.044	01.170	14	2:04.726	41.899	77	2:03.323	15.272	48	2:04.847	07.658
8	2:07.098	15.291	72	2:02.539	03.996	17	2:08.571	47.473	22	2:02.853	15.870	72	2:03.868	08.347
17	2:06.247	15.816	4	2:08.457	05.361	Num	Lap Time	Gap	11	2:03.863	22.400	7	2:03.592	08.733
77	3:03.134	1:07.314	63	2:02.966	1:22.057	Lap 21			47	2:06.766	30.442	63	2:03.588	09.829
7	3:09.914	1:21.080	7	2:02.500	1:23.040	4	2:03.603		8	2:05.051	37.074	77	2:02.670	13.619
19	2:20.673	1:23.354	19	2:04.104	1:28.844	48	2:05.565	01.767	14	2:04.153	43.878	19	2:03.346	16.049
22	3:10.761	1:29.066	77	2:03.961	1:29.254	72	2:04.516	04.987	17	2:07.932	1:02.190	22	2:03.389	16.521
Num	Lap Time	Gap	22	2:02.655	1:32.464	63	2:03.260	06.568	Num	Lap Time	Gap	11	2:03.170	22.220
Lap 16			11	2:03.624	1:35.723	7	2:03.091	07.007	Lap 24			47	2:06.712	39.978
4	2:01.915		8	2:05.689	1:40.263	19	2:03.347	13.874	4	2:03.385		14	2:05.244	48.754
48	2:02.101	01.219	17	3:22.210	1:49.803	77	2:03.338	14.311	48	2:03.928	05.172	17	2:07.396	1:15.490
47	2:02.319	02.050	14	3:39.267	1:53.348	22	2:02.847	16.296	72	2:04.151	07.325	8	2:57.203	1:52.418
72	2:02.976	03.499	Num	Lap Time	Gap	11	2:03.956	21.192	7	2:03.635	08.460	Num	Lap Time	Gap
14	2:03.736	08.299	Lap 19			47	2:07.138	22.446	63	2:04.736	09.166	Lap 27		
17	2:06.177	20.078	47	2:07.993		8	2:05.642	32.477	77	2:03.082	14.969	4	2:03.719	
8	2:13.500	26.876	72	2:08.510	03.343	14	2:04.115	42.216	19	2:04.344	15.742	72	2:04.177	08.805
63	2:59.208	1:04.099	48	2:58.940	49.777	17	2:08.566	52.241	22	2:03.824	16.309	7	2:04.081	09.095
11	3:03.822	1:14.991	4	3:11.901	1:08.099				11	2:03.491	22.506	63	2:06.903	13.013





Paul Ricard
International GT Open
Race - 1
Analysis by Lap

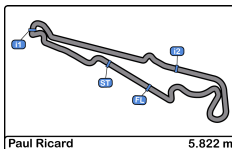


Num	Lap Time	Gap
77	2:03.515	13.415
19	2:04.259	16.589
22	2:03.952	16.754
11	2:03.901	22.402
48	2:24.836	28.775
47	2:06.191	42.450
14	2:04.982	50.017
17	2:07.617	1:19.388

Num	Lap Time	Gap
4	2:04.267	
8	2:19.925	1 Lap
72	2:04.526	09.064
7	2:04.475	09.303
77	2:03.721	12.869
63	2:06.643	15.389
22	2:03.551	16.038
19	2:04.412	16.734
11	2:03.389	21.524
48	2:04.617	29.125
47	2:05.840	44.023
14	2:04.545	50.295
17	2:07.749	1:22.870

Num	Lap Time	Gap
4	2:03.877	
72	2:04.927	10.114
7	2:04.946	10.372
77	2:02.733	11.725
63	2:04.475	15.987
22	2:04.233	16.394
19	2:03.579	16.436
11	2:03.561	21.208
8	2:25.306	1 Lap
48	2:04.037	29.285
47	2:04.769	44.915
14	2:05.074	51.492
17	2:09.555	1:28.548



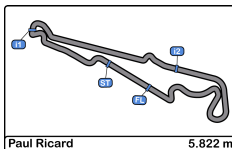


Paul Ricard
International GT Open
Race - 1
Best Sectors Results



Sector - 1				Sector - 2				Sector - 3				Ideal Lap vs Best Lap				
Clas	Nº	Driver	Time	Nº	Driver	Time	Nº	Driver	Time	Clas	Nº	Driver	Ideal Lap	Best Lap	Clas	
1	4	Peklin - Pepper	33.335	4	Peklin - Pepper	36.784	48	Sattler - Bastian	51.216	1	48	Sattler - Bastian	2:01.616	2:01.760	2	
2	47	Moiseev - Spinelli	33.341	47	Moiseev - Spinelli	36.959	47	Moiseev - Spinelli	51.458	2	4	Peklin - Pepper	2:01.678	2:01.680	1	
3	48	Sattler - Bastian	33.361	72	Moss - Osborne	37.025	4	Peklin - Pepper	51.559	3	47	Moiseev - Spinelli	2:01.758	2:01.852	3	
4	7	Iribe - Millroy	33.428	48	Sattler - Bastian	37.039	77	Al Zubair - Soucek	51.560	4	22	Balfe - Carroll	2:02.350	2:02.655	7	
5	63	Beretta - Schandorff	33.457	11	Reno Moller - Paverud	37.163	22	Balfe - Carroll	51.714	5	77	Al Zubair - Soucek	2:02.385	2:02.493	4	
6	22	Balfe - Carroll	33.462	22	Balfe - Carroll	37.174	19	Moulin - Nemoto	51.769	6	72	Moss - Osborne	2:02.391	2:02.539	6	
7	72	Moss - Osborne	33.493	7	Iribe - Millroy	37.200	63	Beretta - Schandorff	51.787	7	7	Iribe - Millroy	2:02.466	2:02.500	5	
8	19	Moulin - Nemoto	33.536	77	Al Zubair - Soucek	37.259	7	Iribe - Millroy	51.838	8	63	Beretta - Schandorff	2:02.745	2:02.745	8	
9	77	Al Zubair - Soucek	33.566	14	Scholze - Liebhauser	37.327	72	Moss - Osborne	51.873	9	11	Reno Moller - Paverud	2:02.748	2:03.057	10	
10	11	Reno Moller - Paverud	33.570	63	Beretta - Schandorff	37.501	11	Reno Moller - Paverud	52.015	10	19	Moulin - Nemoto	2:02.839	2:02.858	9	
11	14	Scholze - Liebhauser	33.683	19	Moulin - Nemoto	37.534	14	Scholze - Liebhauser	52.226	11	14	Scholze - Liebhauser	2:03.236	2:03.687	11	
12	8	Giuseppe Cipriani	34.077	8	Giuseppe Cipriani	37.897	8	Giuseppe Cipriani	52.788	12	8	Giuseppe Cipriani	2:04.762	2:05.012	12	
13	17	McKansy - Seyffert	34.259	17	McKansy - Seyffert	38.020	17	McKansy - Seyffert	53.255	13	17	McKansy - Seyffert	2:05.534	2:06.177	13	
14	6	François Grimm	36.402	6	François Grimm	39.419	6	François Grimm	54.337	14	6	François Grimm	2:10.158	2:10.480	14	
15	88	Krupinski - Klien	Transpon	88	Krupinski - Klien	Transpon	88	Krupinski - Klien	Transpon	15	88	Krupinski - Klien	Transpon	Transpo	15	
16	15	Hirsch - Schraml	Transpon	15	Hirsch - Schraml	Transpon	15	Hirsch - Schraml	Transpon	16	15	Hirsch - Schraml	Transpon	Transpo	16	





Paul Ricard
International GT Open
Race - 1
Leader Sequence



Paul Ricard 5.822 m.

N°	Entrant/Team	Nat	Driver 1	Nat	Driver 2	Nat	Vehicle	Cat	Start Lap	End Lap	Laps	Total Laps
48	Winward		Markus Sattler		<u>Nico Bastian</u>		Mercedes AMG GT3 - 2020	PROAM	1	5	5	5
4	Team Lazarus		Ivan Peklin		<u>Jordan Pepper</u>		Bentley Continental GT3	PRO	6	17	12	12
48	Winward		Markus Sattler		<u>Nico Bastian</u>		Mercedes AMG GT3 - 2020	PROAM	18	18	1	6
47	AKM Motorsport		Alexander Moiseev		<u>Loris Spinelli</u>		Mercedes AMG GT3 - 2020	PROAM	19	19	1	1
48	Winward		Markus Sattler		<u>Nico Bastian</u>		Mercedes AMG GT3 - 2020	PROAM	20	20	1	7
4	Team Lazarus		Ivan Peklin		<u>Jordan Pepper</u>		Bentley Continental GT3	PRO	21	29	9	21





Paul Ricard
International GT Open
Race - 1
Best 5 Lap Times



Paul Ricard 5.822 m.

Cl	N°	Entrant/Team	Nat	Driver 1	Nat	Status	Driver 2	Nat	Status	Vehicle	Cat	Cl	Best 1		Best 2		Best 3		Best 4		Best 5	
													Time	Lap	Time	Lap	Time	Lap	Time	Lap	Time	Lap
1	4	Team Lazarus	ITA	Ivan Peklin	ITA		<u>Jordan Pepper</u>	ITA	PRO	Bentley Continental GT3	PRO	1	2:01.680	17	2:01.915	16	2:02.160	15	2:02.670	14	2:02.942	6
2	48	Winward	DEU	Markus Sattler	DEU		<u>Nico Bastian</u>	DEU	PROAM	Mercedes AMG GT3 - 2020	PROAM	1	2:01.760	17	2:01.797	18	2:02.101	16	2:02.383	15	2:03.053	14
3	47	AKM Motorsport	SMR	Alexander Moiseev	RUS		<u>Loris Spinelli</u>	ITA	PROAM	Mercedes AMG GT3 - 2020	PROAM	2	2:01.852	17	2:02.044	18	2:02.319	16	2:02.473	15	2:03.282	14
4	77	Lechner Racing	AUT	<u>Al Faisal Al Zubair</u>	OMN		Andy Soucek	ESP	PRO	Porsche 911 GT3-R II 2019	PRO	2	2:02.493	25	2:02.670	26	2:02.733	29	2:02.858	19	2:03.082	24
5	7	Inception Racing	GBR	<u>Brendan Iribe</u>	USA		Ollie Millroy	GBR	PROAM	McLaren 720 S GT3	PROAM	3	2:02.500	18	2:02.765	19	2:02.924	16	2:03.091	21	2:03.194	25
6	72	Inception Racing	GBR	Nick Moss	GBR		<u>Joe Osborne</u>	GBR	PROAM	McLaren 720 S GT3	PROAM	4	2:02.539	18	2:02.662	15	2:02.734	17	2:02.976	16	2:03.592	14
7	22	Balfe Motorsport	GBR	<u>Shaun Balfe</u>	GBR		Adam Carroll	GBR	PROAM	Audi R8 GT3 LMS 2019	PROAM	5	2:02.655	18	2:02.847	21	2:02.853	23	2:02.899	22	2:02.975	19
8	63	Vincenzo Sospiri Racing	ITA	Michele Beretta	ITA		<u>Frederik Schandorff</u>	DNK	PRO	Lamborghini Huracan GT3 EVO	PRO	3	2:02.745	19	2:02.966	18	2:03.260	21	2:03.588	25	2:03.588	26
9	19	Vincenzo Sospiri Racing	ITA	<u>Baptiste Moulin</u>	BEL		Yuki Nemoto	JPN	PRO	Lamborghini Huracan GT3 EVO	PRO	4	2:02.858	19	2:03.171	23	2:03.269	17	2:03.346	26	2:03.347	21
10	11	Reno Racing	DNK	<u>Jens Reno Moller</u>	DNK		Marcus Paverud	NOR	PROAM	Honda NSX GT3 Evo	PROAM	6	2:03.057	25	2:03.170	26	2:03.174	20	2:03.389	28	2:03.481	19
11	14	AKM Motorsport	DEU	<u>Florian Scholze</u>	DEU		Jens Liebhauser	DEU	AM	Mercedes AMG GT3 - 2020	AM	1	2:03.687	22	2:03.736	16	2:03.956	15	2:04.115	21	2:04.153	23
12	8	Barone Rampante	ITA	Giuseppe Cipriani	ITA				AM	Lamborghini Huracan GT3 EVO	AM	2	2:05.012	24	2:05.051	23	2:05.642	21	2:05.689	18	2:05.724	22
13	17	HP Racing International	DEU	Coach McKansy	DEU		<u>Jan Seyffert</u>	DEU	AM	Lamborghini Huracan GT3 EVO	AM	3	2:06.177	16	2:06.247	15	2:07.396	26	2:07.617	27	2:07.749	28
14	6	Boutsen Ginion	BEL	François Grimm	DHE				AM	Lamborghini Gallardo Reiter R-EX	AM	4	2:10.480	6	2:30.164	1	2:45.471	5	2:48.766	4	2:57.848	3
15	15	Twin Busch by Equipe Vitesse	DEU	Mario Hirsch	DEU		<u>Dominik Schraml</u>	DEU	PROAM	Mercedes AMG GT3 - 2020	PROAM	7										
16	88	JP Motorsport	POL	Patryk Krupinski	POL		<u>Christian Klien</u>	AUT	PROAM	McLaren 720 S GT3	PROAM	8										



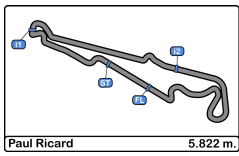


Paul Ricard
International GT Open
Race - 1
Best 5 Top Speeds



Cl	N°	Entrant/Team	Nat	Driver 1	Nat	Driver 2	Nat	Vehicle	Cat	Cl	Top 1		Top 2		Top 3		Top 4		Top 5			
											Km/h	Lap	Km/h	Lap	Km/h	Lap	Km/h	Lap	Km/h	Lap	Km/h	Lap
1	4	Team Lazarus	ITA	Ivan Peklin	UKR	Jordan Pepper	JAP	Bentley Continental GT3	PRO	1	250.5	26	250.5	27	250.5	28	250.0	21	250.0	25	250.3	
2	47	AKM Motorsport	SMR	Alexander Moiseev	RUS	Loris Spinelli	ITA	Mercedes AMG GT3 - 2020	PROAM	1	250.5	15	247.1	14	246.5	16	246.5	18	246.5	19	247.4	
3	7	Inception Racing	GBR	Brendan Iribe	USA	Ollie Millroy	GBR	McLaren 720 S GT3	PROAM	2	247.7	28	247.7	29	247.1	25	247.1	26	246.5	20	247.2	
4	72	Inception Racing	GBR	Nick Moss	GBR	Joe Osborne	GBR	McLaren 720 S GT3	PROAM	3	247.1	17	247.1	19	246.5	15	246.5	16	246.5	18	246.8	
5	11	Reno Racing	DNK	Jens Reno Moller	DNK	Marcus Paverud	NOR	Honda NSX GT3 Evo	PROAM	4	246.5	18	246.5	29	246.0	19	246.0	21	246.0	23	246.2	
6	14	AKM Motorsport	SMR	Florian Scholze	DEU	Jens Liebhauser	DEU	Mercedes AMG GT3 - 2020	AM	1	246.5	25	246.0	8	246.0	14	246.0	15	245.4	7	246.0	
7	22	Balfe Motorsport	GBR	Shaun Balfe	GBR	Adam Carroll	GBR	Audi R8 GT3 LMS 2019	PROAM	5	246.0	28	245.4	27	245.4	29	244.8	19	244.8	23	245.3	
8	77	Lechner Racing	AUT	Al Faisal Al Zubair	OMN	Andy Soucek	ESP	Porsche 911 GT3-R II 2019	PRO	2	245.4	14	245.4	21	245.4	23	245.4	28	244.8	7	245.3	
9	6	Boutsen Ginion	BEL	François Grimm	CHE			Lamborghini Gallardo Reiter R-EX	AM	2	244.8	7	243.7	6	233.2	1	178.8	4	168.2	5	213.7	
10	48	Winward	DEU	Markus Sattler	DEU	Nico Bastian	DEU	Mercedes AMG GT3 - 2020	PROAM	6	244.3	17	244.3	18	243.7	15	243.7	19	243.2	16	243.9	
11	19	Vincenzo Sospiri Racing	ITA	Baptiste Moulin	BEL	Yuki Nemoto	JPN	Lamborghini Huracan GT3 EVO	PRO	3	242.6	29	240.5	7	240.5	14	240.0	26	240.0	28	240.7	
12	63	Vincenzo Sospiri Racing	ITA	Michele Beretta	ITA	Frederik Schandorff	DNK	Lamborghini Huracan GT3 EVO	PRO	4	242.6	15	241.6	25	241.0	7	241.0	16	240.5	22	241.3	
13	8	Barone Rampante	ITA	Giuseppe Cipriani	ITA			Lamborghini Huracan GT3 EVO	AM	3	241.0	14	240.5	15	240.5	18	240.5	25	240.0	7	240.5	
14	17	HP Racing International	DEU	Coach McKansy	DEU	Jan Seyffert	DEU	Lamborghini Huracan GT3 EVO	AM	4	240.0	14	239.4	16	238.9	7	238.9	15	238.9	17	239.2	
15	88	JP Motorsport	POL	Patryk Krupinski	POL	Christian Klien	AUT	McLaren 720 S GT3	PROAM	7	227.3	1									227.3	
16	15	Twin Busch by Equipe Vitesse	DEU	Mario Hirsch	DEU	Dominik Schraml	DEU	Mercedes AMG GT3 - 2020	PROAM	8	226.4	1										226.4



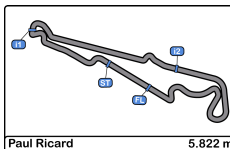


Paul Ricard
International GT Open
Race - 1
Fastest Laps Sequence



Lap	Time of Day	Session Time	Nº	Entrant/Team	Nat	Driver 1	Nat	Driver 2	Nat	Vehicle	Cat	Time	Km/h
6	17:00:24.072	16:21.072	4	Team Lazarus		Ivan Peklin		<u>Jordan Pepper</u>		Bentley Continental GT3	PRO	2:02.942	170.4
14	17:22:59.697	38:56.697	4	Team Lazarus		Ivan Peklin		<u>Jordan Pepper</u>		Bentley Continental GT3	PRO	2:02.670	170.8
15	17:25:01.856	40:58.856	4	Team Lazarus		Ivan Peklin		<u>Jordan Pepper</u>		Bentley Continental GT3	PRO	2:02.160	171.5
16	17:27:03.772	43:00.772	4	Team Lazarus		Ivan Peklin		<u>Jordan Pepper</u>		Bentley Continental GT3	PRO	2:01.915	171.9
17	17:29:05.452	45:02.452	4	Team Lazarus		Ivan Peklin		<u>Jordan Pepper</u>		Bentley Continental GT3	PRO	2:01.680	172.2





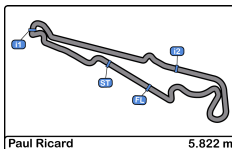
Paul Ricard
International GT Open
Race - 1

Event Best Maximum Speed



N°	Entrant/Team	Nat	Driver 1	Nat	Driver 2	Nat	Vehicle	Cat	Km/h	Session
47	AKM Motorsport		Alexander Moiseev		Loris Spinelli		Mercedes AMG GT3 - 2020	PROAM	250.5	Race - 1
4	Team Lazarus		Ivan Peklin		Jordan Pepper		Bentley Continental GT3	PRO	250.5	Race - 1
88	JP Motorsport		Patryk Krupinski		Christian Klien		McLaren 720 S GT3	PROAM	247.7	Qualifying - 1 Driver - 1
7	Inception Racing		Brendan Iribe		Ollie Millroy		McLaren 720 S GT3	PROAM	247.7	Race - 1
14	AKM Motorsport		Florian Scholze		Jens Liebhauser		Mercedes AMG GT3 - 2020	AM	247.1	Qualifying - 1 Driver - 1
11	Reno Racing		Jens Reno Moller		Marcus Paverud		Honda NSX GT3 Evo	PROAM	247.1	Qualifying - 1 Driver - 1
72	Inception Racing		Nick Moss		Joe Osborne		McLaren 720 S GT3	PROAM	247.1	Race - 1
22	Balfe Motorsport		Shaun Balfe		Adam Carroll		Audi R8 GT3 LMS 2019	PROAM	246.0	Race - 1
15	Twin Busch by Equipe Vitesse		Mario Hirsch		Dominik Schraml		Mercedes AMG GT3 - 2020	PROAM	245.4	Qualifying - 1 Driver - 1
77	Lechner Racing		Al Faisal Al Zubair		Andy Soucek		Porsche 911 GT3-R II 2019	PRO	245.4	Race - 1
6	Boutsen Ginion		François Grimm				Lamborghini Gallardo Reiter R-EX	AM	244.8	Race - 1
48	Winward		Markus Sattler		Nico Bastian		Mercedes AMG GT3 - 2020	PROAM	244.3	Qualifying - 1 Driver - 1
19	Vincenzo Sospiri Racing		Baptiste Moulin		Yuki Nemoto		Lamborghini Huracan GT3 EVO	PRO	242.6	Qualifying - 1 Driver - 1
63	Vincenzo Sospiri Racing		Michele Beretta		Frederik Schandorff		Lamborghini Huracan GT3 EVO	PRO	242.6	Race - 1
8	Barone Rampante		Giuseppe Cipriani				Lamborghini Huracan GT3 EVO	AM	241.6	Qualifying - 1 Driver - 1
27	Three Sixty Racing Team		Marcio Mauro		Oscar Aristot		Porsche 911 GT3 Cup gen 2	CUPAM	240.5	Free Practice - 1
17	HP Racing International		Coach McKansy		Jan Seyffert		Lamborghini Huracan GT3 EVO	AM	240.5	Qualifying - 1 Driver - 1
24	A&P Racing Team PTT Tech Support		Maciej Blazek		Mateusz Lisowski		Porsche 991 GT3 Cup gen 2	CUPPA	236.3	Private test - 2
190	Three Sixty Racing Team		Fernando Navarrete		Fernando Navarrete jr		Porsche 911 GT3 Cup gen 1	CUPAM	236.3	Free Practice - 3
26	Q1 by EMG Motorsport		Maciej Darmetko		Artur Janosz		Porsche 911 GT3 Cup gen 2	CUPPA	235.2	Private test - 2
66	Vincenzo Sospiri Racing		Andrzej Lewandowski				Lamborghini Huracan Super Trofeo Evo	CUPAM	234.7	Private test - 2
191	PROsport Racing		Rodrigue Gillion		Nico Verdonck		Aston Martin Vantage	CUPPA	233.7	Private test - 2
100	Alda Motorsport		Jakub Dwernicki		Jan Antoszewski		Porsche 911 GT3 Cup gen 2	CUPPA	233.2	Free Practice - 3
44	Eugenio Pisani		Eugenio Pisani		Stefano Bozzoni		Porsche 911 GT3 Cup gen 1	CUPPA	231.7	Free Practice - 1
126	Three Sixty Racing Team		Albert Estragués				Transam Euro Ford Mustang 2018	CUPAM	231.2	Free Practice - 1
12	AKM Motorsport		Glauco Solieri				Lamborghini Huracan Super Trofeo Evo	CUPAM	231.2	Free Practice - 3
28	J. Morcillo / E2P Racing		Dino Zamparelli		Jan Klingelberg		Porsche 911 GT3 Cup gen 2	CUPPA	230.7	Private test - 2
32	Three Sixty Racing Team		Fernando Fortes				Porsche 911 GT3 Cup gen 2	CUPAM	227.8	Free Practice - 3





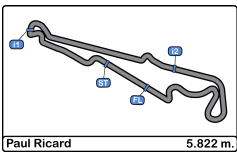
Paul Ricard
International GT Open
Race - 1
Lap Chart



LAP

Nr	Po	Grid	1	2	3	4	5	6	7	8	9	10	11	12	13	14	15	16	17	18	19	20	21	22	23	24	25	26	27	28	29	
48	1	48	48	48	48	48	48	4	4	4	4	4	4	4	4	4	4	4	48	47	48	4	4	4	4	4	4	4	4	4	4	
47	2	47	4	4	4	4	4	48	48	48	48	48	48	48	48	48	48	48	48	47	72	4	48	48	48	48	48	48	48	72	72	72
4	3	4	47	47	47	47	47	47	47	47	47	47	47	47	47	47	47	47	47	72	48	72	72	72	72	72	72	7	7	7	7	
88	4	88	72	72	72	72	72	72	72	72	72	72	72	72	72	72	72	72	72	4	4	63	63	63	63	7	7	7	63	77	77	
72	5	72	14	14	14	14	14	14	63	63	63	63	63	63	14	14	14	14	63	63	7	7	7	7	63	63	63	77	63	63		
15	6	15	63	63	63	63	63	63	14	14	14	14	14	14	14	63	63	17	17	7	7	19	19	19	19	77	77	77	19	22	22	
14	7	14	77	77	77	77	77	77	77	77	77	77	77	77	77	77	11	8	63	19	19	77	77	77	77	19	19	19	22	19	19	
77	8	77	7	7	7	7	7	7	7	7	7	7	7	7	7	11	8	63	7	77	77	22	22	22	22	22	22	22	11	11	11	
63	9	63	19	19	19	19	19	19	19	19	19	19	19	19	19	8	17	11	19	22	22	47	11	11	11	11	11	11	48	48	48	
19	10	19	11	11	11	11	11	11	11	11	11	11	11	11	11	17	77	7	77	11	11	11	47	47	47	47	47	47	47	47	47	
7	11	7	17	17	17	17	17	17	8	8	8	8	8	8	8	7	7	19	22	8	8	8	8	8	8	8	14	14	14	14	14	
22	12	22	8	8	8	8	8	8	22	22	22	22	22	22	22	22	19	77	11	17	14	14	14	14	14	14	8	17	17	17	17	
11	13	11	22	22	22	22	22	22	17	17	17	17	17	17	17	19	22	22	8	14	17	17	17	17	17	17	8	8	8	8	8	
17	14	17	6	6	6	6	6	6																								
8	15	8																														
6	16	6																														

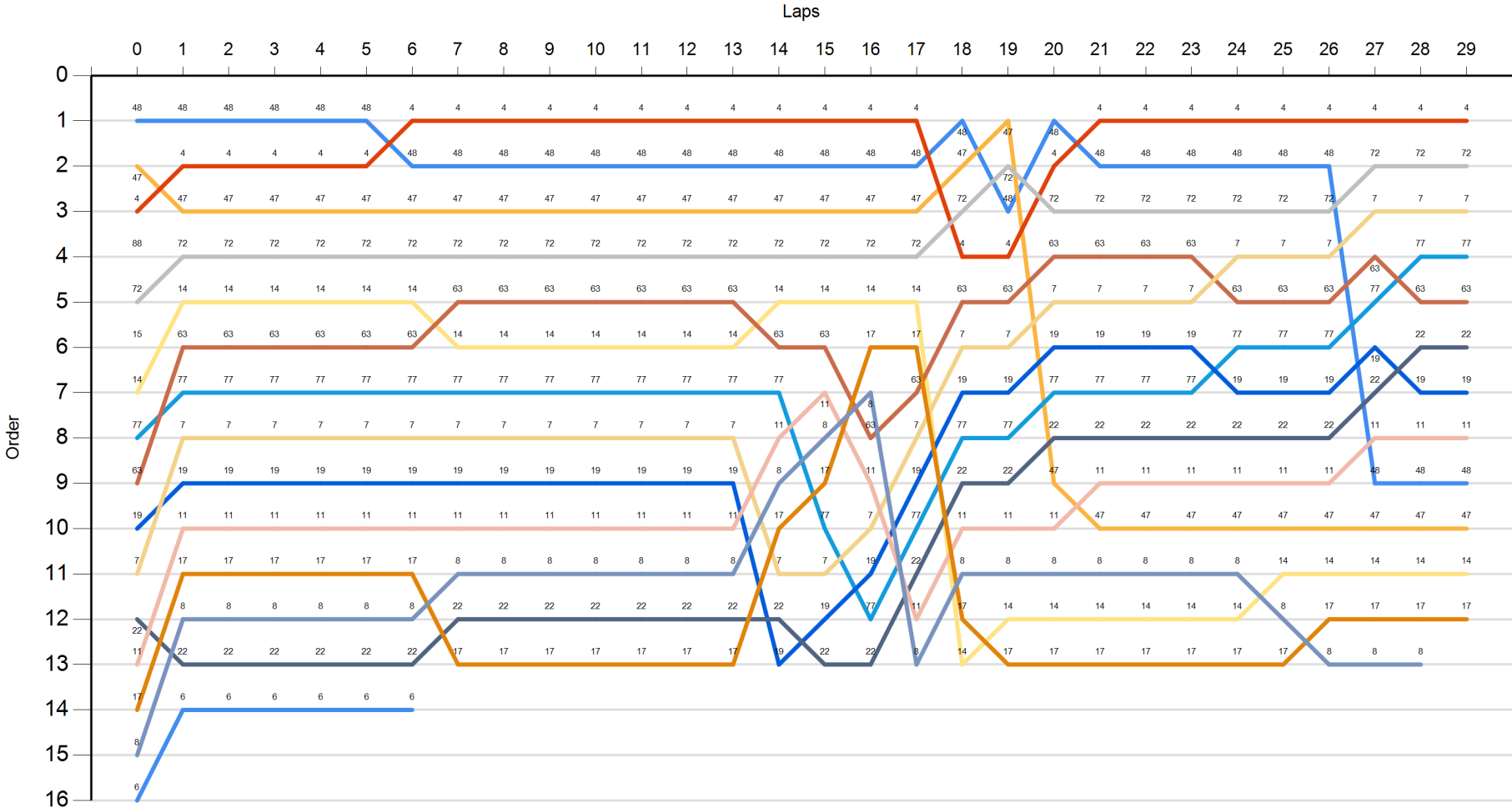


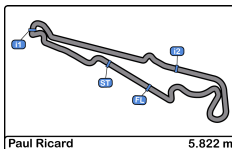


Paul Ricard
 International GT Open
 Race - 1
 Graphic Lap Chart



- 48
- 47
- 4
- 88
- 72
- 15
- 14
- 77
- 63
- 19
- 7
- 22
- 11
- 17
- 8
- 6



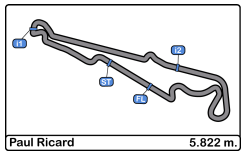


Paul Ricard
International GT Open
Race - 1
Pit Stop Analysis



Nr.	In Day Time	Entrant/Team	Nat	Driver 1	Nat	Driver 2	Nat	Vehicle	Cat	In Time	Stop N°	Pit Time	Handicap	Penalty
7	17:23:04.755	Inception Racing		Brendan Iribe		Ollie Millroy		McLaren 720 S GT3	PROAM	39:01.551	1	1:16.197	1:15	
19	17:23:05.726	Vincenzo Sospiri Racing		Baptiste Moulin		Yuki Nemoto		Lamborghini Huracan GT3 EVO	PRO	39:02.522	1	1:15.974	1:15	
22	17:23:11.689	Balfe Motorsport		Shaun Balfe		Adam Carroll		Audi R8 GT3 LMS 2019	PROAM	39:08.485	1	1:16.252	1:15	
77	17:25:09.910	Lechner Racing		Al Faisal Al Zubair		Andy Soucek		Porsche 911 GT3-R II 2019	PRO	41:06.706	1	1:16.144	1:15	
63	17:27:10.031	Vincenzo Sospiri Racing		Michele Beretta		Frederik Schandorff		Lamborghini Huracan GT3 EVO	PRO	43:06.827	1	1:15.939	1:15	
11	17:27:19.855	Reno Racing		Jens Reno Moller		Marcus Paverud		Honda NSX GT3 Evo	PROAM	43:16.651	1	1:16.589	1:15	
8	17:27:22.145	Barone Rampante		Giuseppe Cipriani				Lamborghini Huracan GT3 EVO	AM	43:18.941	1	1:16.261	1:15	
14	17:29:14.340	AKM Motorsport		Florian Scholze		Jens Liebhauser		Mercedes AMG GT3 - 2020	AM	45:11.136	1	1:42.045	1:15	
17	17:29:27.700	HP Racing International		Coach McKansy		Jan Seyffert		Lamborghini Huracan GT3 EVO	AM	45:24.496	2	1:20.145	1:15	
4	17:31:05.578	Team Lazarus		Ivan Peklin		Jordan Pepper		Bentley Continental GT3	PRO	47:02.374	1	1:16.197	1:15	
48	17:33:08.751	Winward		Markus Sattler		Nico Bastian		Mercedes AMG GT3 - 2020	PROAM	49:05.547	1	1:15.782	1:15	
47	17:33:09.446	AKM Motorsport		Alexander Moiseev		Loris Spinelli		Mercedes AMG GT3 - 2020	PROAM	49:06.242	1	1:31.345	1:15	
72	17:33:12.816	Inception Racing		Nick Moss		Joe Osborne		McLaren 720 S GT3	PROAM	49:09.612	1	1:16.641	1:15	
8	17:47:36.514	Barone Rampante		Giuseppe Cipriani				Lamborghini Huracan GT3 EVO	AM	1:03:33.310	2	43.007	1:15	-31.993

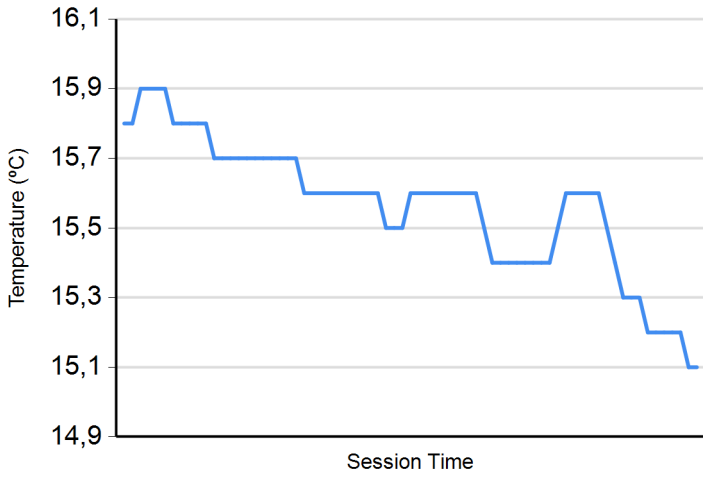




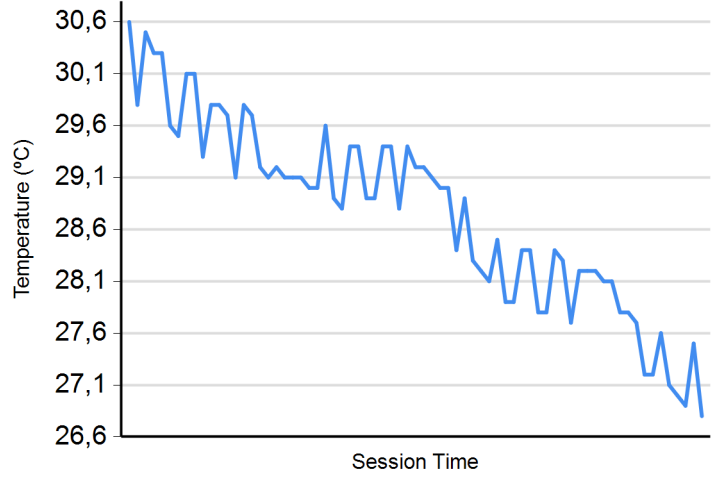
Paul Ricard
International GT Open
Race - 1
Weather Report



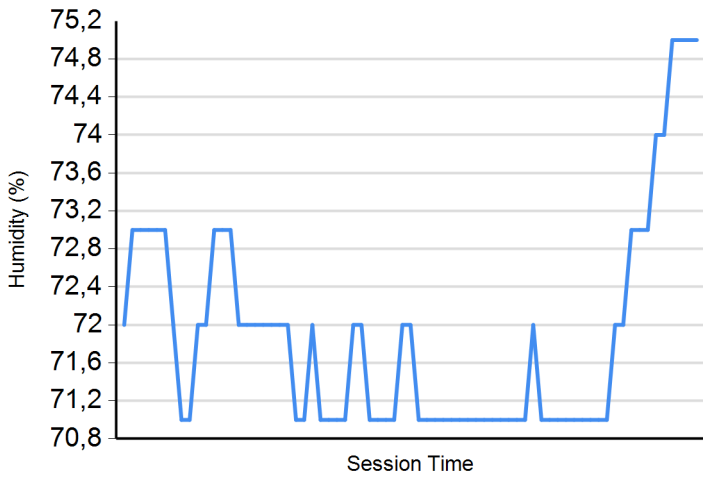
Air Temperature



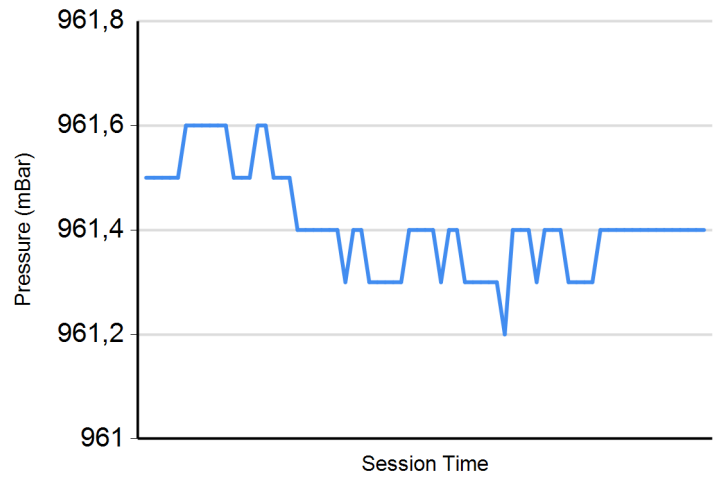
Track Temperature



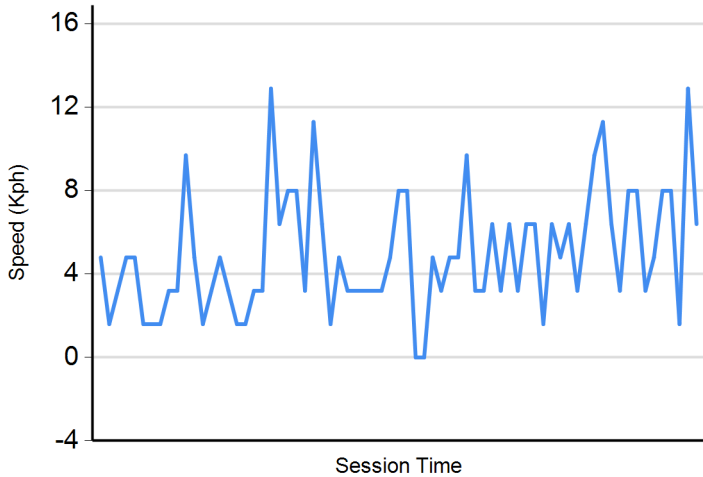
Humidity



Pressure



Wind Speed



Wind direction

North = 0°/360° Est = 90° South = 180° West = 270°

