

**Paul Ricard**  
**International GT Open**  
**Private test - 2**  
**Provisional Results**



Paul Ricard 5.822 m

Cls	N°	Entrant/Team	Nat	Driver 1	Nat	Driver 2	Nat	Vehicle	Cat	Cls	Laps	Best	Time	Gap	Interval	Km/h
1	88	JP Motorsport	POL	Patryk Krupinski	POL	Christian Klien	AUT	McLaren 720 S GT3	PROAM	1	7	7	2:01.349			172.7
2	77	Lechner Racing	AUT	Al Faisal Al Zubair	OMN	Andy Soucek	ESP	Porsche 911 GT3-R II 2019	PRO	1	21	21	2:01.501	0.152	0.152	172.5
3	72	Inception Racing	GBR	Nick Moss	GBR	Joe Osborne	GBR	McLaren 720 S GT3	PROAM	2	24	11	2:01.509	0.160	0.008	172.4
4	14	AKM Motorsport	SMR	Florian Scholze	DEU	Jens Liebhauser	DEU	Mercedes AMG GT3 - 2020	AM	1	25	14	2:01.641	0.292	0.132	172.3
5	48	Winward	DEU	Markus Sattler	DEU	Nico Bastian	DEU	Mercedes AMG GT3 - 2020	PROAM	3	24	24	2:01.727	0.378	0.086	172.1
6	4	Team Lazarus	ITA	Ivan Peklin	UKR	Jordan Pepper	ZAF	Bentley Continental GT3	PRO	2	24	5	2:01.863	0.514	0.136	171.9
7	47	AKM Motorsport	SMR	Alexander Moiseev	RUS	Loris Spinelli	ITA	Mercedes AMG GT3 - 2020	PROAM	4	23	4	2:01.954	0.605	0.091	171.8
8	22	Balfe Motorsport	GBR	Shaun Balfe	GBR	Adam Carroll	GBR	Audi R8 GT3 LMS 2019	PROAM	5	25	8	2:01.995	0.646	0.041	171.8
9	63	Vincenzo Sospiri Racing	ITA	Michele Beretta	ITA	Frederik Schandorff	DNK	Lamborghini Huracan GT3 EVO	PRO	3	21	12	2:02.038	0.689	0.043	171.7
10	7	Inception Racing	GBR	Brendan Iribe	USA	Ollie Millroy	GBR	McLaren 720 S GT3	PROAM	6	22	14	2:02.184	0.835	0.146	171.5
11	11	Reno Racing	DNK	Jens Reno Moller	DNK	Marcus Paverud	NOR	Honda NSX GT3 Evo	PROAM	7	24	18	2:02.205	0.856	0.021	171.5
12	19	Vincenzo Sospiri Racing	ITA	Baptiste Moulin	BEL	Yuki Nemoto	JPN	Lamborghini Huracan GT3 EVO	PRO	4	21	6	2:02.387	1.038	0.182	171.2
13	17	HP Racing International	DEU	Coach McKansy	DEU	Jan Seyffert	DEU	Lamborghini Huracan GT3 EVO	PROAM	8	21	14	2:03.012	1.663	0.625	170.3
14	100	Alda Motorsport	POL	Jakub Dwernicki	POL	Jan Antoszewski	POL	Porsche 911 GT3 Cup gen 2	CUPPA	1	21	10	2:04.097	2.748	1.085	168.8
15	8	Torcello / Il Barone Rampante	ITA	Giuseppe Cipriani	ITA			Lamborghini Huracan GT3 EVO	AM	2	15	13	2:04.163	2.814	0.066	168.8
16	24	A&P Racing Team PTT Tech Support	POL	Maciej Blazek	POL	Mateusz Lisowski	POL	Porsche 991 GT3 Cup gen 2	CUPPA	2	16	3	2:08.402	7.053	4.239	163.2
17	26	Q1 by EMG Motorsport	BEL	Maciej Darmetko	POL	Artur Janosz	POL	Porsche 911 GT3 Cup gen 2	CUPPA	3	15	5	2:09.160	7.811	0.758	162.2
18	191	PROsport Racing	DEU	Rodrigue Gillion	BEL	Nico Verdonck	BEL	Aston Martin Vantage	CUPPA	4	19	19	2:10.222	8.873	1.062	160.9
19	28	J. Morcillo / E2P Racing	ESP	Dino Zamparelli	GBR	Jan Klingelberg	CHE	Porsche 911 GT3 Cup gen 2	CUPPA	5	21	15	2:10.298	8.949	0.076	160.8
20	66	Vincenzo Sospiri Racing	ITA	Andrzej Lewandowski	POL			Lamborghini Huracan Super Trofeo Evo	CUPAM	1	15	13	2:10.704	9.355	0.406	160.3
21	27	Three Sixty Racing Team	AND	Marcio Mauro	BRA	Oscar Aristot	AND	Porsche 911 GT3 Cup gen 2	CUPAM	2	19	10	2:16.364	15.015	5.660	153.7

Published at:.....

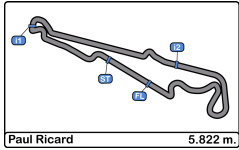
Track Temp: 33.3 °C Air Temp: 17.4 °C Humidity: 49 % Track Status: DRY

Stewards:

Race Director:

Timekeeper:





**Paul Ricard**  
**International GT Open**  
**Private test - 2**  
**Provisional Results by Class**



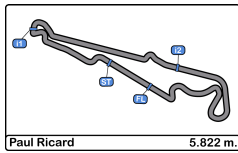
Cls	N°	Entrant/Team	Nat	Driver 1	Nat	Driver 2	Nat	Vehicle	Cat	Cls	Laps	Best	Time	Gap	Interval	Km/h
<b>PROAM</b>																
1	88	JP Motorsport	POL	Patryk Krupinski	POL	Christian Klien	AUT	McLaren 720 S GT3	PROAM	1	7	7	2:01.349			172.7
2	72	Inception Racing	GBR	Nick Moss	GBR	Joe Osborne	GBR	McLaren 720 S GT3	PROAM	2	24	11	2:01.509	0.160	0.160	172.4
3	48	Winward	DEU	Markus Sattler	DEU	Nico Bastian	DEU	Mercedes AMG GT3 - 2020	PROAM	3	24	24	2:01.727	0.378	0.218	172.1
4	47	AKM Motorsport	SRB	Alexander Moiseev	RUS	Loris Spinelli	ITA	Mercedes AMG GT3 - 2020	PROAM	4	23	4	2:01.954	0.605	0.227	171.8
5	22	Balfe Motorsport	GBR	Shaun Balfe	GBR	Adam Carroll	GBR	Audi R8 GT3 LMS 2019	PROAM	5	25	8	2:01.995	0.646	0.041	171.8
6	7	Inception Racing	GBR	Brendan Iribe	USA	Ollie Millroy	GBR	McLaren 720 S GT3	PROAM	6	22	14	2:02.184	0.835	0.189	171.5
7	11	Reno Racing	DNK	Jens Reno Moller	DNK	Marcus Paverud	NOR	Honda NSX GT3 Evo	PROAM	7	24	18	2:02.205	0.856	0.021	171.5
8	17	HP Racing International	DEU	Coach McKansy	DEU	Jan Seyffert	DEU	Lamborghini Huracan GT3 EVO	PROAM	8	21	14	2:03.012	1.663	0.807	170.3
<b>PRO</b>																
1	77	Lechner Racing	AUT	Al Faisal Al Zubair	OMN	Andy Soucek	ESP	Porsche 911 GT3-R II 2019	PRO	1	21	21	2:01.501			172.5
2	4	Team Lazarus	ITA	Ivan Peklin	UKR	Jordan Pepper	ZAF	Bentley Continental GT3	PRO	2	24	5	2:01.863	0.362	0.362	171.9
3	63	Vincenzo Sospiri Racing	ITA	Michele Beretta	ITA	Frederik Schandorff	DNK	Lamborghini Huracan GT3 EVO	PRO	3	21	12	2:02.038	0.537	0.175	171.7
4	19	Vincenzo Sospiri Racing	ITA	Baptiste Moulin	BEL	Yuki Nemoto	JPN	Lamborghini Huracan GT3 EVO	PRO	4	21	6	2:02.387	0.886	0.349	171.2
<b>AM</b>																
1	14	AKM Motorsport	SRB	Florian Scholze	DEU	Jens Liebhauser	DEU	Mercedes AMG GT3 - 2020	AM	1	25	14	2:01.641			172.3
2	8	Torcello / Il Barone Rampante	ITA	Giuseppe Cipriani	ITA			Lamborghini Huracan GT3 EVO	AM	2	15	13	2:04.163	2.522	2.522	168.8
<b>CUPPA</b>																
1	100	Alda Motorsport	POL	Jakub Dwernicki	POL	Jan Antoszewski	POL	Porsche 911 GT3 Cup gen 2	CUPPA	1	21	10	2:04.097			168.8
2	24	A&P Racing Team PTT Tech Support	POL	Maciej Blazek	POL	Mateusz Lisowski	POL	Porsche 991 GT3 Cup gen 2	CUPPA	2	16	3	2:08.402	4.305	4.305	163.2
3	26	Q1 by EMG Motorsport	BEL	Maciej Darmetko	POL	Artur Janosz	POL	Porsche 911 GT3 Cup gen 2	CUPPA	3	15	5	2:09.160	5.063	0.758	162.2
4	191	PROsport Racing	DEU	Rodrigue Gillion	BEL	Nico Verdonck	BEL	Aston Martin Vantage	CUPPA	4	19	19	2:10.222	6.125	1.062	160.9
5	28	J. Morcillo / E2P Racing	ESP	Dino Zamparelli	GBR	Jan Klingelberg	CHE	Porsche 911 GT3 Cup gen 2	CUPPA	5	21	15	2:10.298	6.201	0.076	160.8
<b>CUPAM</b>																
1	66	Vincenzo Sospiri Racing	ITA	Andrzej Lewandowski	POL			Lamborghini Huracan Super Trofeo Evo	CUPAM	1	15	13	2:10.704			160.3
2	27	Three Sixty Racing Team	AND	Marcio Mauro	BRA	Oscar Aristot	AND	Porsche 911 GT3 Cup gen 2	CUPAM	2	19	10	2:16.364	5.660	5.660	153.7

Published at:.....

Track Temp: 33.3 °C    Air Temp: 17.4 °C    Humidity: 49 %    Track Status: DRY

<b>Stewards:</b>	<b>Race Director:</b>	<b>Timekeeper:</b>
------------------	-----------------------	--------------------





**Paul Ricard**  
**International GT Open**  
**Private test - 2**  
**Lap Analysis**



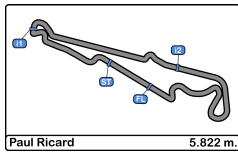
**4** 1 Ivan Peklin Bentley Continental GT3 **8** 1 Giuseppe Cipriani Lamborghini Huracan GT3 EVO  
 PRO 2 Jordan Pepper Team Lazarus AM 2 Torcello / Il Barone Rampante

Lap D	Time	Sector 1	Sector 2	Sector 3	T. Spd	Elapsed	Lap D	Time	Sector 1	Sector 2	Sector 3	T. Spd	Elapsed
1	16:12:40.000	16:11:02.893	40.210	56.897	138.6	16:12:40.000	1	16:15:50.770 P	16:14:12.017	38.929	59.824	144.3	16:15:50.770
2	2:11.278	38.407	38.170	54.701	243.2	16:14:51.278	2	3:14.284	1:37.766	39.295	57.223	130.1	16:19:05.054
3	2:16.706 P	34.441	37.370	1:04.895	242.6	16:17:07.984	3	2:06.961	35.737	38.120	53.104	237.8	16:21:12.015
4	4:09.027	2:34.718	38.164	56.145	142.6	16:21:17.011	4	2:05.226	34.258	37.528	53.440	236.3	16:23:17.241
5	<b>2:01.863</b>	33.678	36.783	<b>51.402</b>	244.3	16:23:18.874	5	2:07.410	34.135	<b>36.533</b>	56.742	235.8	16:25:24.651
6	2:04.065	<b>33.393</b>	37.292	53.380	243.7	16:25:22.939	6	2:14.504 P	34.711	38.470	1:01.323	236.3	16:27:39.155
7	2:01.885	33.714	<b>36.577</b>	51.594	243.7	16:27:24.824	7	5:05.265	3:34.354	37.606	53.305	149.5	16:32:44.420
8	2:01.893	33.492	36.830	51.571	243.7	16:29:26.717	8	4:09.039	2:38.817	37.443	<b>52.779</b>	236.3	16:36:53.459
9	2:09.189 P	33.766	36.946	58.477	245.4	16:31:35.906	9	4:40.582 P	2:52.401	42.945	1:05.236	235.8	16:41:34.041
10	4:49.834	3:19.527	37.661	52.646	128.8	16:36:25.740	10	15:00.559	13:29.010	38.130	53.419	150.2	16:56:34.600
11	2:04.079	34.035	37.141	52.903	244.3	16:38:29.819	11	2:06.001	34.494	38.366	53.141	234.7	16:58:40.601
12	2:03.169	33.934	36.828	52.407	244.3	16:40:32.988	12	2:05.139	34.210	37.688	53.241	236.3	17:00:45.740
13	2:05.507	33.953	37.184	54.370	246.5	16:42:38.495	13	<b>2:04.163</b>	<b>33.854</b>	37.494	52.815	236.3	17:02:49.903
14	2:03.551	34.054	37.140	52.357	246.5	16:44:42.046	14	2:09.074	37.303	38.635	53.136	235.8	17:04:58.977
15	2:08.576	34.858	40.000	53.718	244.3	16:46:50.622	15	2:17.299 P	36.426	38.611	1:02.262	237.3	17:07:16.276
16	2:02.340	33.636	36.900	51.804	245.4	16:48:52.962	<b>11</b> 1 Jens Reno Moller Honda NSX GT3 Evo						
17	2:02.505	33.728	36.792	51.985	243.7	16:50:55.467	PROAM 2 Marcus Paverud Reno Racing						
18	2:11.583 P	34.040	37.303	1:00.240	245.4	16:53:07.050	<b>Lap D</b>	<b>Time</b>	<b>Sector 1</b>	<b>Sector 2</b>	<b>Sector 3</b>	<b>T. Spd</b>	<b>Elapsed</b>
19	7:13.310	5:40.688	37.964	54.658	79.7	17:00:20.360	1	16:14:01.159	16:12:25.793	40.793	54.573	140.2	16:14:01.159
20	2:03.215	33.885	37.219	52.111	243.2	17:02:23.575	2	2:06.608	34.527	37.198	54.883	241.6	16:16:07.767
21	2:02.796	33.998	36.957	51.841	243.2	17:04:26.371	3	2:05.049	34.914	37.235	52.900	242.6	16:18:12.816
22	2:03.289	33.759	37.369	52.161	244.3	17:06:29.660	4	2:04.093	34.553	37.024	52.516	244.3	16:20:16.909
23	2:03.130	33.822	37.156	52.152	246.0	17:08:32.790	5	2:08.149	35.091	39.236	53.822	244.8	16:22:25.058
24	2:28.049 P	34.017	40.772	1:13.260	244.3	17:11:00.839	6	2:04.226	34.415	37.159	52.652	240.5	16:24:29.284

**7** 1 Brendan Iribe McLaren 720 S GT3  
 PROAM 2 Ollie Millroy Inception Racing

Lap D	Time	Sector 1	Sector 2	Sector 3	T. Spd	Elapsed	Lap D	Time	Sector 1	Sector 2	Sector 3	T. Spd	Elapsed
1	16:15:17.136	16:13:05.014	1:17.953	54.169	141.1	16:15:17.136	7	2:04.632	34.362	37.200	53.070	241.6	16:26:33.916
2	2:03.592	34.184	37.212	52.196	235.8	16:17:20.728	8	4:29.550 P	34.106	36.934	3:18.510	242.6	16:31:03.466
3	2:02.785	33.875	36.946	51.964	240.5	16:19:23.513	9	2:22.068	51.878	37.295	52.895	146.1	16:33:25.534
4	2:02.876	33.839	37.038	51.999	240.0	16:21:26.389	10	2:05.218	34.132	<b>36.713</b>	54.373	242.1	16:35:30.752
5	2:09.933 P	33.506	36.985	59.442	241.6	16:23:36.322	11	3:11.105 P	34.822	37.194	1:59.089	243.7	16:38:41.857
6	5:14.620	3:44.877	37.135	52.608	145.5	16:28:50.942	12	2:22.456	52.728	37.342	52.386	150.2	16:41:04.313
7	2:02.626	33.672	36.926	52.028	240.0	16:30:53.568	13	2:05.057	33.905	38.176	52.976	243.2	16:43:09.370
8	2:08.753 P	33.694	37.049	58.010	240.0	16:33:02.321	14	2:03.355	33.754	37.300	52.301	243.2	16:45:12.725
9	4:16.778	2:47.336	37.104	52.338	149.1	16:37:19.099	15	2:03.241	33.696	37.403	52.142	243.2	16:47:15.966
10	2:04.671	33.802	37.008	53.861	240.5	16:39:23.770	16	3:12.524 P	34.319	37.925	2:00.280	242.1	16:50:28.490
11	2:03.062	33.697	37.203	52.162	240.0	16:41:26.832	17	2:22.882	51.577	38.019	53.286	149.7	16:52:51.372
12	2:08.526 P	33.696	36.959	57.871	240.0	16:43:35.358	18	<b>2:02.205</b>	33.880	36.872	<b>51.453</b>	241.6	16:54:53.577
13	4:15.605	2:29.258	38.395	1:07.952	146.5	16:47:50.963	19	2:05.047	33.659	38.167	53.221	242.6	16:56:58.624
14	<b>2:02.184</b>	33.813	36.949	<b>51.422</b>	238.9	16:49:53.147	20	2:02.540	<b>33.570</b>	36.986	51.984	243.2	16:59:01.164
15	2:02.193	33.602	<b>36.821</b>	51.770	240.0	16:51:55.340	21	2:02.356	33.742	36.937	51.677	242.6	17:01:03.520
16	2:09.116 P	<b>33.481</b>	36.966	58.669	241.0	16:54:04.456	22	3:33.533 P	33.712	37.652	2:22.169	243.2	17:04:37.053
17	6:26.057	4:53.882	37.901	54.274	138.4	17:00:30.513	23	2:21.698	51.870	37.285	52.543	145.1	17:06:58.751
18	2:04.487	34.263	37.398	52.826	238.4	17:02:35.000	24	2:03.736	34.208	36.970	52.558	243.2	17:09:02.487
19	2:06.728	34.421	37.817	54.490	239.4	17:04:41.728	25		36.887	39.974		242.6	
20	2:04.708	34.518	37.408	52.782	238.4	17:06:46.436							
21	2:05.168	34.380	37.680	53.108	241.6	17:08:51.604							
22	2:32.506 P	34.638	37.617	1:20.251	238.9	17:11:24.110							





**Paul Ricard**  
**International GT Open**  
**Private test - 2**  
**Lap Analysis**



**14**

1 Florian Scholze Mercedes AMG GT3 - 2020  
 AM 2 Jens Liebhauser AKM Motorsport

Lap	D	Time	Sector 1	Sector 2	Sector 3	T. Spd	Elapsed
1		16:15:53.107	16:14:20.768	38.268	54.071	148.1	16:15:53.107
2		2:05.263	34.799	37.514	52.950	237.3	16:17:58.370
3		2:04.512	34.454	37.585	52.473	238.9	16:20:02.882
4		2:03.690	34.255	37.262	52.173	238.9	16:22:06.572
5		2:04.290	34.072	37.652	52.566	238.9	16:24:10.862
6		2:03.739	34.027	37.685	52.027	237.8	16:26:14.601
7		2:03.495	34.118	37.181	52.196	238.9	16:28:18.096
8		2:03.483	34.044	37.307	52.132	240.5	16:30:21.579
9		2:05.233	34.280	38.397	52.556	240.5	16:32:26.812
10		2:02.932	33.964	36.920	52.048	239.4	16:34:29.744
11		2:10.799 P	33.892	37.366	59.541	241.0	16:36:40.543
12		5:34.265	4:05.580	37.015	51.670	151.0	16:42:14.808
13		2:01.912	33.607	36.938	51.367	240.5	16:44:16.720
14		2:01.641	33.492	36.702	51.447	240.0	16:46:18.361
15		2:11.659 P	33.751	37.179	1:00.729	240.5	16:48:30.020
16		4:33.599	3:03.004	37.558	53.037	116.8	16:53:03.619
17		2:04.098	34.215	37.025	52.858	240.0	16:55:07.717
18		2:04.148	34.478	37.303	52.367	240.0	16:57:11.865
19		2:03.836	33.809	37.047	52.980	240.0	16:59:15.701
20		2:05.748	34.282	37.183	54.283	238.4	17:01:21.449
21		2:03.045	33.997	36.947	52.101	237.8	17:03:24.494
22		2:05.619	35.540	37.092	52.987	241.0	17:05:30.113
23		2:04.261	33.870	37.141	53.250	240.0	17:07:34.374
24		2:03.687	34.095	37.086	52.506	238.9	17:09:38.061
25		2:14.967 P	34.389	37.366	1:03.212	238.4	17:11:53.028

**17**

1 Coach McKansy Lamborghini Huracan GT3 EVO  
 PROAM 2 Jan Seyffert HP Racing International

Lap	D	Time	Sector 1	Sector 2	Sector 3	T. Spd	Elapsed
1		16:13:49.093	16:12:13.974	40.264	54.855	108.6	16:13:49.093
2		2:07.715	34.868	38.020	54.827	234.7	16:15:56.808
3		2:07.532	36.086	38.039	53.407	238.4	16:18:04.340
4		2:05.012	34.241	37.673	53.098	235.8	16:20:09.352
5		2:05.115	34.129	37.836	53.150	236.3	16:22:14.467
6		2:11.958 P	34.376	37.731	59.851	235.2	16:24:26.425
7		6:21.578	4:50.644	37.805	53.129	144.9	16:30:48.003
8		2:04.549	34.078	37.846	52.625	235.2	16:32:52.552
9		2:04.632	34.160	37.717	52.755	234.2	16:34:57.184
10		2:15.729 P	35.564	39.853	1:00.312	236.8	16:37:12.913
11		3:18.651	1:45.358	38.242	55.051	142.4	16:40:31.564
12		2:06.156	34.064	37.431	54.661	235.2	16:42:37.720
13		2:03.782	33.928	37.346	52.508	235.8	16:44:41.502
14		2:03.012	33.652	37.223	52.137	234.7	16:46:44.514
15		2:10.623 P	33.831	37.318	59.474	235.2	16:48:55.137
16		4:03.802	2:29.093	39.497	55.212	146.9	16:52:58.939
17		2:08.597	35.664	38.601	54.332	234.2	16:55:07.536
18		2:08.369	36.067	38.015	54.287	235.2	16:57:15.905
19		2:07.224	34.911	38.360	53.953	236.3	16:59:23.129
20		2:09.656	34.851	38.170	56.635	236.8	17:01:32.785
21		2:14.715 P	35.556	38.174	1:00.985	236.8	17:03:47.500

**19**

1 Baptiste Moulin Lamborghini Huracan GT3 EVO  
 PRO 2 Yuki Nemoto Vincenzo Sospiri Racing

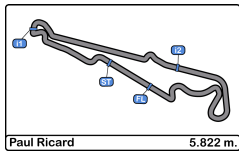
Lap	D	Time	Sector 1	Sector 2	Sector 3	T. Spd	Elapsed
1		16:12:29.081	16:10:57.102	39.299	52.680	144.1	16:12:29.081
2		2:04.744	34.622	37.656	52.466	233.2	16:14:33.825
3		5:27.000 P	34.001	38.405	4:14.594	233.2	16:20:00.825
4		2:22.114	51.541	37.597	52.976	145.1	16:22:22.939
5		2:02.428	33.679	37.164	51.585	233.7	16:24:25.367
6		2:02.387	33.509	37.117	51.761	233.7	16:26:27.754
7		2:02.527	33.514	37.243	51.770	235.2	16:28:30.281
8		4:44.680 P	33.587	37.290	3:33.803	234.2	16:33:14.961
9		2:20.043	49.631	37.548	52.864	146.3	16:35:35.004
10		3:50.886 P	33.914	37.406	2:39.566	234.2	16:39:25.890
11		2:21.740	51.021	37.538	53.181	144.7	16:41:47.630
12		2:04.670	34.264	37.530	52.876	234.7	16:43:52.300
13		4:12.479 P	34.405	37.791	3:00.283	235.2	16:48:04.779
14		2:23.034	51.227	37.374	54.433	144.7	16:50:27.813
15		2:03.974	34.317	37.295	52.362	234.2	16:52:31.787
16		2:03.933	34.259	37.433	52.241	234.7	16:54:35.720
17		2:09.938	33.998	37.772	58.168	234.7	16:56:45.658
18		2:52.498 P	34.196	40.292	1:38.010	235.2	16:59:38.156
19		2:21.873	51.097	37.899	52.877	144.5	17:02:00.029
20		2:03.953	34.207	37.345	52.401	236.3	17:04:03.982
21		2:03.792	33.993	37.280	52.519	236.8	17:06:07.774
22			35.128	44.198			237.8

**22**

1 Shaun Balfe Audi R8 GT3 LMS 2019  
 PROAM 2 Adam Carroll Balfe Motorsport

Lap	D	Time	Sector 1	Sector 2	Sector 3	T. Spd	Elapsed
1		16:12:15.535	16:10:44.162	38.125	53.248	113.9	16:12:15.535
2		2:04.115	34.335	37.578	52.202	234.7	16:14:19.650
3		2:03.959	34.063	37.624	52.272	235.8	16:16:23.609
4		2:03.637	34.068	37.503	52.066	237.8	16:18:27.246
5		2:03.404	33.790	37.297	52.317	237.3	16:20:30.650
6		2:11.375 P	34.514	37.670	59.191	238.4	16:22:42.025
7		3:27.251	1:55.131	38.561	53.559	148.1	16:26:09.276
8		2:01.995	33.644	37.167	51.184	236.8	16:28:11.271
9		2:02.528	33.479	37.046	52.003	237.3	16:30:13.799
10		2:02.242	33.339	37.390	51.513	236.3	16:32:16.041
11		2:11.506 P	33.845	37.841	59.820	236.8	16:34:27.547
12		6:09.189	4:27.950	44.196	57.043	123.4	16:40:36.736
13		2:07.493	35.301	38.327	53.865	235.8	16:42:44.229
14		2:08.583	35.089	38.699	54.795	236.3	16:44:52.812
15		2:06.163	34.852	37.960	53.351	235.8	16:46:58.975
16		2:07.076	34.702	37.864	54.510	234.7	16:49:06.051
17		2:10.117	35.989	38.020	56.108	237.3	16:51:16.168
18		2:14.315 P	34.999	37.842	1:01.474	233.2	16:53:30.483
19		4:10.090	2:37.555	38.581	53.954	136.5	16:57:40.573
20		2:05.321	34.543	37.951	52.827	237.3	16:59:45.894
21		2:05.267	34.402	38.045	52.820	237.3	17:01:51.161
22		2:10.509	35.683	40.409	54.417	235.8	17:04:01.670
23		2:05.129	34.524	37.869	52.736	235.2	17:06:06.799
24		2:08.898	35.568	38.791	54.539	238.4	17:08:15.697
25		2:22.949 P	37.153	40.586	1:05.210	234.2	17:10:38.646





**Paul Ricard**  
**International GT Open**  
**Private test - 2**  
**Lap Analysis**



**24**

1 Maciej Blazek Porsche 991 GT3 Cup gen 2  
 CUPPA 2 Mateusz Lisowski A&P Racing Team PTT Tech Support

Lap	D	Time	Sector 1	Sector 2	Sector 3	T. Spd	Elapsed
1		16:15:57.807	16:14:21.844	39.551	56.412	134.1	16:15:57.807
2		2:09.509	35.956	38.609	54.944	234.2	16:18:07.316
3		<b>2:08.402</b>	35.336	<b>38.487</b>	<b>54.579</b>	233.7	16:20:15.718
4		2:10.046	<b>35.293</b>	38.593	56.160	234.2	16:22:25.764
5		2:08.954	35.396	38.650	54.908	234.2	16:24:34.718
6		2:08.968	35.413	38.733	54.822	233.7	16:26:43.686
7		4:37.406 P	35.600	38.692	3:23.114	233.2	16:31:21.092
8		2:28.833	52.681	39.493	56.659	140.8	16:33:49.925
9		2:11.719	36.125	39.417	56.177	234.2	16:36:01.644
10		2:12.363	35.721	39.663	56.979	234.7	16:38:14.007
11		2:11.383	36.034	38.917	56.432	233.2	16:40:25.390
12		3:26.500 P	36.616	39.905	2:09.979	236.3	16:43:51.890
13		3:02.631	1:03.923	56.325	1:02.383	119.6	16:46:54.521
14		2:11.052	36.105	38.681	56.266	233.7	16:49:05.573
15		2:11.389	36.860	38.911	55.618	233.7	16:51:16.962
16		2:10.156	35.723	38.840	55.593	235.2	16:53:27.118
17			42.564	45.677		234.2	

**26**

1 Maciej Darmetko Porsche 911 GT3 Cup gen 2  
 CUPPA 2 Artur Janosz Q1 by EMG Motorsport

Lap	D	Time	Sector 1	Sector 2	Sector 3	T. Spd	Elapsed
1		16:12:36.191	16:10:51.969	45.085	59.137	117.6	16:12:36.191
2		2:15.963	37.790	40.146	58.027	230.2	16:14:52.154
3		2:09.826	35.788	39.018	55.020	232.2	16:17:01.980
4		2:09.551	35.575	39.317	<b>54.659</b>	231.7	16:19:11.531
5		<b>2:09.160</b>	35.564	<b>38.878</b>	54.718	232.7	16:21:20.691
6		2:17.164 P	<b>35.541</b>	39.133	1:02.490	235.2	16:23:37.855
7		6:14.105	4:34.481	41.417	58.207	128.2	16:29:51.960
8		2:14.487	37.346	39.843	57.298	229.7	16:32:06.447
9		2:33.700	36.930	58.815	57.955	229.7	16:34:40.147
10		2:44.420 P	50.806	47.698	1:05.916	230.2	16:37:24.567
11		3:34.761	1:57.011	40.135	57.615	143.2	16:40:59.328
12		2:16.158	36.920	41.662	57.576	228.8	16:43:15.486
13		2:13.990	36.810	40.151	57.029	231.7	16:45:29.476
14		2:14.136	36.956	39.938	57.242	230.7	16:47:43.612
15		2:25.879 P	36.996	41.452	1:07.431	230.2	16:50:09.491

**27**

1 Marcio Mauro Porsche 911 GT3 Cup gen 2  
 CUPAM 2 Oscar Aristot Three Sixty Racing Team

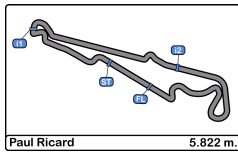
Lap	D	Time	Sector 1	Sector 2	Sector 3	T. Spd	Elapsed
1		16:18:26.258	16:16:37.427	45.257	1:03.574	103.7	16:18:26.258
2		4:21.601 P	40.230	42.712	2:58.659	206.5	16:22:47.859
3		2:44.798	1:00.021	43.335	1:01.442	130.1	16:25:32.657
4		2:22.629	38.451	42.499	1:01.679	233.2	16:27:55.286
5		2:21.609	38.508	41.834	1:01.267	235.2	16:30:16.895
6		2:20.210	38.416	42.212	59.582	236.3	16:32:37.105
7		2:17.417	<b>37.871</b>	41.390	58.156	234.7	16:34:54.522
8		2:18.194	38.812	41.634	<b>57.748</b>	232.7	16:37:12.716
9		2:18.442	37.982	42.017	58.443	238.9	16:39:31.158
10		<b>2:16.364</b>	38.053	40.055	58.256	237.3	16:41:47.522
11		5:41.283 P	38.512	<b>39.920</b>	4:22.851	198.8	16:47:28.805
12		3:11.224	1:13.774	49.560	1:07.890	63.6	16:50:40.029
13		2:38.155	45.202	45.609	1:07.344	214.2	16:53:18.184
14		2:33.376	42.824	45.026	1:05.526	229.7	16:55:51.560
15		2:31.899	42.728	44.671	1:04.500	231.2	16:58:23.459
16		2:31.353	42.879	44.464	1:04.010	162.6	17:00:54.812
17		2:27.654	40.937	43.821	1:02.896	235.2	17:03:22.466
18		2:28.375	41.304	43.849	1:03.222	236.3	17:05:50.841
19		2:28.713	42.200	43.558	1:02.955	238.9	17:08:19.554
20			40.706	42.952		237.3	

**28**

1 Dino Zamparelli Porsche 911 GT3 Cup gen 2  
 CUPPA 2 Jan Klingelberg J. Morcillo / E2P Racing

Lap	D	Time	Sector 1	Sector 2	Sector 3	T. Spd	Elapsed
1		16:13:38.603	16:11:48.781	47.527	1:02.295	105.4	16:13:38.603
2		2:17.521	38.354	40.849	58.318	226.8	16:15:56.124
3		2:16.080	38.571	40.044	57.465	228.8	16:18:12.204
4		2:15.128	37.543	40.219	57.366	228.8	16:20:27.332
5		2:14.830	36.896	40.710	57.224	228.3	16:22:42.162
6		2:15.385	37.131	40.617	57.637	227.8	16:24:57.547
7		2:15.428	37.845	40.050	57.533	227.8	16:27:12.975
8		2:15.630	37.247	40.184	58.199	228.3	16:29:28.605
9		2:16.552	37.456	41.357	57.739	228.8	16:31:45.157
10		2:15.005	37.199	40.673	57.133	228.8	16:34:00.162
11		2:15.623	37.169	40.688	57.766	229.2	16:36:15.785
12		5:11.969 P	37.058	39.900	3:55.011	229.7	16:41:27.754
13		2:35.648	1:00.317	39.378	55.953	65.0	16:44:03.402
14		2:10.963	35.975	39.323	55.665	228.8	16:46:14.365
15		<b>2:10.298</b>	35.809	<b>39.109</b>	<b>55.380</b>	228.8	16:48:24.663
16		7:10.773 P	36.515	40.440	5:53.818	229.7	16:55:35.436
17		2:34.982	57.744	40.755	56.483	118.8	16:58:10.418
18		2:12.358	<b>35.653</b>	39.243	57.462	230.7	17:00:22.776
19		2:10.838	35.734	39.418	55.686	229.7	17:02:33.614
20		3:50.414 P	37.899	40.292	2:32.223	229.2	17:06:24.028
21		2:28.506	52.486	39.312	56.708	132.1	17:08:52.534
22			35.748	39.208		230.7	





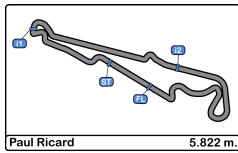
**Paul Ricard**  
**International GT Open**  
**Private test - 2**  
**Lap Analysis**



47							63								
1 Alexander Moiseev Mercedes AMG GT3 - 2020							1 Michele Beretta Lamborghini Huracan GT3 EVO								
PROAM 2 Loris Spinelli AKM Motorsport							PRO 2 Frederik Schandorff Vincenzo Sospiri Racing								
Lap	D	Time	Sector 1	Sector 2	Sector 3	T. Spd	Elapsed	Lap	D	Time	Sector 1	Sector 2	Sector 3	T. Spd	Elapsed
1		16:16:57.144	16:15:26.446	37.731	52.967	148.3	16:16:57.144	1		16:14:12.650	16:12:33.905	38.551	1:00.194	144.5	16:14:12.650
2		2:05.331	34.173	37.240	53.918	237.8	16:19:02.475	2		2:03.934	34.035	37.498	52.401	233.2	16:16:16.584
3		2:01.964	33.675	36.979	51.310	237.3	16:21:04.439	3		2:03.448	33.857	37.228	52.363	235.2	16:18:20.032
4		2:01.954	33.453	37.052	51.449	240.0	16:23:06.393	4		4:49.949 P	33.785	37.308	3:38.856	234.7	16:23:09.981
5		2:09.140 P	33.738	36.843	58.559	235.8	16:25:15.533	5		2:52.283	55.284	49.484	1:07.515	128.8	16:26:02.264
6		4:02.083	2:27.732	39.309	55.042	150.4	16:29:17.616	6		2:03.358	34.037	37.369	51.952	234.7	16:28:05.622
7		2:07.363	35.087	38.256	54.020	235.8	16:31:24.979	7		2:23.516	33.902	37.378	1:12.236	234.2	16:30:29.138
8		2:07.801	35.657	38.365	53.779	240.0	16:33:32.780	8		2:04.874	33.861	37.793	53.220	234.7	16:32:34.012
9		2:06.726	34.917	38.202	53.607	237.8	16:35:39.506	9		6:13.564 P	33.938	37.435	5:02.191	234.2	16:38:47.576
10		2:07.479	35.406	38.266	53.807	239.4	16:37:46.985	10		2:36.040	51.739	43.151	1:01.150	145.3	16:41:23.616
11		2:06.641	34.958	37.997	53.686	235.8	16:39:53.626	11		2:02.412	33.690	37.317	51.405	233.2	16:43:26.028
12		2:05.932	34.699	38.044	53.189	236.8	16:41:59.558	12		2:02.038	33.435	37.043	51.560	235.2	16:45:28.066
13		2:18.611 P	35.963	38.052	1:04.596	237.8	16:44:18.169	13		5:19.934 P	33.748	37.360	4:08.826	234.7	16:50:48.000
14		6:19.590	4:47.444	38.273	53.873	150.0	16:50:37.759	14		2:24.220	52.842	37.918	53.460	145.1	16:53:12.220
15		2:05.207	34.442	37.592	53.173	237.3	16:52:42.966	15		2:04.708	34.055	37.394	53.259	234.7	16:55:16.928
16		2:05.424	34.520	37.520	53.384	235.8	16:54:48.390	16		2:03.528	33.820	37.504	52.204	234.7	16:57:20.456
17		2:14.665 P	35.920	38.326	1:00.419	238.4	16:57:03.055	17		2:03.832	33.941	37.531	52.360	235.2	16:59:24.288
18		3:28.018	1:56.203	37.846	53.969	151.0	17:00:31.073	18		2:07.666	34.265	37.987	55.414	235.8	17:01:31.954
19		2:04.638	34.578	37.766	52.294	237.3	17:02:35.711	19		2:06.083	34.968	38.377	52.738	234.7	17:03:38.037
20		2:05.454	34.341	37.576	53.537	238.9	17:04:41.165	20		2:07.424	35.762	37.704	53.958	235.2	17:05:45.461
21		2:04.576	34.416	37.546	52.614	236.3	17:06:45.741	21		2:03.448	33.963	37.270	52.215	234.7	17:07:48.909
22		2:05.404	34.445	37.652	53.307	240.0	17:08:51.145	22			34.462	39.283		233.7	
23		2:29.599 P	34.563	37.682	1:17.354	238.4	17:11:20.744								

48							66								
1 Markus Sattler Mercedes AMG GT3 - 2020							1 Andrzej Lewandowski Lamborghini Huracan Super Trofeo Evo								
PROAM 2 Nico Bastian Winward							CUPAM 2 Vincenzo Sospiri Racing								
Lap	D	Time	Sector 1	Sector 2	Sector 3	T. Spd	Elapsed	Lap	D	Time	Sector 1	Sector 2	Sector 3	T. Spd	Elapsed
1		16:12:42.303	16:11:07.954	38.660	55.689	142.2	16:12:42.303	1		16:14:18.527	16:12:20.878	52.201	1:05.448	91.8	16:14:18.527
2		2:07.719	35.546	37.883	54.290	237.3	16:14:50.022	2		2:26.011	40.514	42.312	1:03.185	180.9	16:16:44.538
3		2:06.554	34.678	37.892	53.984	236.8	16:16:56.576	3		2:24.886	38.716	42.196	1:03.974	218.1	16:19:09.424
4		2:09.180	36.480	38.122	54.578	237.8	16:19:05.756	4		2:17.220	39.170	40.371	57.679	198.1	16:21:26.644
5		2:11.951	36.604	39.922	55.425	238.4	16:21:17.707	5		11:16.304 P	43.320	43.322	9:49.662	153.1	16:32:42.948
6		2:05.801	34.567	37.690	53.544	238.9	16:23:23.508	6		2:54.142	1:05.698	46.413	1:02.031	108.4	16:35:37.090
7		2:05.938	34.857	37.533	53.548	238.4	16:25:29.446	7		2:19.828	39.324	42.494	58.010	196.3	16:37:56.918
8		2:05.098	34.600	37.363	53.135	238.4	16:27:34.544	8		2:13.324	36.953	40.732	55.639	228.3	16:40:10.242
9		2:06.367	35.692	37.548	53.127	238.4	16:29:40.911	9		14:17.908 P	40.115	45.055	12:52.738	188.1	16:54:28.150
10		4:39.486 P	34.234	37.549	3:27.703	238.9	16:34:20.397	10		2:33.701	57.104	40.301	56.296	127.3	16:57:01.851
11		2:18.858	49.850	37.091	51.917	147.5	16:36:39.255	11		2:12.741	37.105	39.634	56.002	234.7	16:59:14.592
12		2:02.362	33.826	36.935	51.601	240.5	16:38:41.617	12		2:11.346	36.380	39.533	55.433	229.7	17:01:25.938
13		2:01.995	33.650	36.907	51.438	239.4	16:40:43.612	13		2:10.704	35.884	39.168	55.652	229.7	17:03:36.642
14		2:02.428	33.647	36.936	51.845	241.0	16:42:46.040	14		2:14.465	37.516	39.877	57.072	229.7	17:05:51.107
15		4:23.711 P	33.697	37.786	3:12.228	241.6	16:47:09.751	15		2:13.633	38.050	38.986	56.597	228.8	17:08:04.740
16		2:23.652	51.868	38.306	53.478	147.9	16:49:33.403	16			35.859	39.181		229.7	
17		2:06.541	34.823	37.482	54.236	237.8	16:51:39.944								
18		2:04.195	34.306	37.440	52.449	237.8	16:53:44.139								
19		2:05.194	34.060	37.402	53.732	238.4	16:55:49.333								
20		2:04.945	34.352	37.526	53.067	238.4	16:57:54.278								
21		3:24.932 P	35.524	38.184	2:11.224	238.9	17:01:19.210								
22		2:31.503	59.802	38.801	52.900	149.1	17:03:50.713								
23		2:07.425	33.687	36.769	56.969	240.5	17:05:58.138								
24		2:01.727	33.589	36.737	51.401	241.0	17:07:59.865								
25			33.334	36.712		240.0									





**Paul Ricard**  
**International GT Open**  
**Private test - 2**  
**Lap Analysis**



**72**

1 Nick Moss McLaren 720 S GT3  
 2 Joe Osborne Inception Racing

Lap	D	Time	Sector 1	Sector 2	Sector 3	T. Spd	Elapsed
1		16:13:09.753	16:11:40.206	37.451	52.096	104.8	16:13:09.753
2		2:03.012	33.949	37.290	51.773	238.4	16:15:12.765
3		2:04.057	33.696	36.875	53.486	238.9	16:17:16.822
4		2:08.561 P	33.969	36.965	57.627	237.8	16:19:25.383
5		3:33.007	2:04.023	37.057	51.927	150.2	16:22:58.390
6		2:02.199	33.720	36.872	51.607	238.4	16:25:00.589
7		2:08.597 P	33.981	37.019	57.597	240.5	16:27:09.186
8		4:09.720	2:40.449	37.013	52.258	150.2	16:31:18.906
9		2:08.919 P	33.863	37.107	57.949	238.9	16:33:27.825
10		6:20.080	4:36.365	45.794	57.921	102.6	16:39:47.905
11		2:01.509	33.693	36.668	51.148	238.4	16:41:49.414
12		2:06.588	34.983	37.150	54.455	240.5	16:43:56.002
13		2:02.005	33.703	36.767	51.535	238.9	16:45:58.007
14		2:08.040 P	33.585	37.019	57.436	237.8	16:48:06.047
15		3:44.620	2:08.992	37.610	58.018	148.3	16:51:50.667
16		2:05.327	34.769	37.608	52.950	237.3	16:53:55.994
17		2:04.770	34.457	37.353	52.960	238.4	16:56:00.764
18		2:06.438	34.654	38.532	53.252	240.0	16:58:07.202
19		2:04.579	34.400	37.388	52.791	240.0	17:00:11.781
20		2:04.459	34.526	37.149	52.784	239.4	17:02:16.240
21		2:05.196	34.426	37.450	53.320	238.9	17:04:21.436
22		2:03.939	34.133	37.136	52.670	239.4	17:06:25.375
23		2:04.691	34.137	37.431	53.123	240.0	17:08:30.066
24		2:17.145 P	34.554	40.128	1:02.463	239.4	17:10:47.211

**77**

1 Al Faisal Al Zubair Porsche 911 GT3-R II 2019  
 2 Andy Soucek Lechner Racing

Lap	D	Time	Sector 1	Sector 2	Sector 3	T. Spd	Elapsed
1		16:15:09.720	16:13:38.771	37.739	53.210	146.7	16:15:09.720
2		2:04.118	34.724	37.210	52.184	237.8	16:17:13.838
3		2:03.068	34.476	36.915	51.677	237.8	16:19:16.906
4		3:47.415 P	34.354	37.645	2:35.416	240.0	16:23:04.321
5		2:20.886	50.579	37.537	52.770	136.7	16:25:25.207
6		2:03.521	34.536	37.082	51.903	239.4	16:27:28.728
7		2:03.300	34.263	37.261	51.776	238.4	16:29:32.028
8		2:02.964	34.158	37.070	51.736	241.0	16:31:34.992
9		2:04.946	34.260	37.134	53.552	238.9	16:33:39.938
10		2:03.237	34.182	37.337	51.718	240.0	16:35:43.175
11		3:40.466 P	34.370	37.255	2:28.841	241.0	16:39:23.641
12		2:20.765	50.095	37.546	53.124	150.2	16:41:44.406
13		2:02.776	33.881	37.206	51.689	238.4	16:43:47.182
14		2:02.518	33.803	36.988	51.727	239.4	16:45:49.700
15		2:02.411	33.709	37.000	51.702	238.4	16:47:52.111
16		2:06.260	33.687	37.119	55.454	240.0	16:49:58.371
17		3:44.180 P	33.700	37.082	2:33.398	240.0	16:53:42.551
18		5:50.094 P	51.121	39.114	4:19.859	144.9	16:59:32.645
19		2:25.356	49.889	37.498	57.969	150.0	17:01:58.001
20		2:01.920	33.605	36.789	51.526	240.5	17:03:59.921
21		2:01.501	33.352	36.825	51.324	240.5	17:06:01.422
22			37.496	37.530			242.6

**88**

1 Patryk Krupinski McLaren 720 S GT3  
 2 Christian Klien JP Motorsport

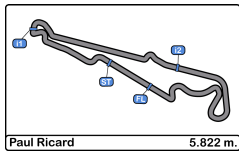
Lap	D	Time	Sector 1	Sector 2	Sector 3	T. Spd	Elapsed
1		16:57:29.182 P	16:11:30.863	50.685	45:07.634	138.2	16:57:29.182
2		2:22.750	51.724	38.076	52.950	145.7	16:59:51.932
3		2:02.648	33.908	36.998	51.742	242.1	17:01:54.580
4		2:02.209	33.557	36.989	51.663	242.6	17:03:56.789
5		2:03.809	33.777	36.737	53.295	243.2	17:06:00.598
6		2:01.879	33.420	36.892	51.567	244.8	17:08:02.477
7		2:01.349	33.517	36.602	51.230	244.3	17:10:03.826
8			34.555	38.332			243.2

**100**

1 Jakub Dwernicki Porsche 911 GT3 Cup gen 2  
 2 Jan Antoszewski Alda Motorsport

Lap	D	Time	Sector 1	Sector 2	Sector 3	T. Spd	Elapsed
1		16:15:03.323			16:15:03.323		16:15:03.323
2		2:16.939			16:17:20.262		16:17:20.262
3		4:31.968			16:21:52.230		16:21:52.230
4		2:26.412 P			16:24:18.642		16:24:18.642
5		4:41.473			16:29:00.115		16:29:00.115
6		2:10.627			16:31:10.742		16:31:10.742
7		2:10.105			16:33:20.847		16:33:20.847
8		2:09.580			16:35:30.427		16:35:30.427
9		3:27.136			16:38:57.563		16:38:57.563
10		2:04.097			16:41:01.660		16:41:01.660
11		2:12.097			16:43:13.757		16:43:13.757
12		2:10.463			16:45:24.220		16:45:24.220
13		2:10.301			16:47:34.521		16:47:34.521
14		2:09.893			16:49:44.414		16:49:44.414
15		2:18.428			16:52:02.842		16:52:02.842
16		4:58.735			16:57:01.577		16:57:01.577
17		2:16.768			16:59:18.345		16:59:18.345
18		4:29.565			17:03:47.910		17:03:47.910
19		2:16.114			17:06:04.024		17:06:04.024
20		2:15.874			17:08:19.898		17:08:19.898
21		2:59.528 P			17:11:19.426		17:11:19.426





**Paul Ricard**  
**International GT Open**  
**Private test - 2**  
**Lap Analysis**



191

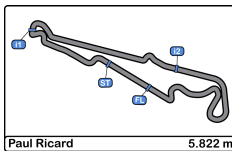
1 Rodrigue Gillion Aston Martin Vantage

CUPPA 2 Nico Verdonck PROsport Racing

Lap	D	Time	Sector 1	Sector 2	Sector 3	T. Spd	Elapsed
1		16:16:50.990	16:15:05.425	47.042	58.523	115.2	16:16:50.990
2		2:13.677	36.151	40.246	57.280	230.7	16:19:04.667
3		2:14.147	37.326	40.217	56.604	231.2	16:21:18.814
4		2:12.071	36.398	39.350	56.323	232.7	16:23:30.885
5		5:19.930 P	37.009	39.779	4:03.142	231.2	16:28:50.815
6		2:33.720	54.702	40.835	58.183	136.3	16:31:24.535
7		2:17.362	38.208	41.294	57.860	232.2	16:33:41.897
8		2:14.559	37.251	40.073	57.235	232.2	16:35:56.456
9		2:13.404	36.749	39.783	56.872	232.2	16:38:09.860
10		2:14.782	36.817	40.160	57.805	230.7	16:40:24.642
11		2:16.123	36.882	40.779	58.462	231.7	16:42:40.765
12		2:14.298	36.805	40.102	57.391	232.2	16:44:55.063
13		2:15.805	36.895	41.397	57.513	232.2	16:47:10.868
14		2:15.300	36.693	40.281	58.326	231.2	16:49:26.168
15		2:15.369	37.084	40.317	57.968	231.7	16:51:41.537
16		6:18.218 P	36.849	40.257	5:01.112	232.7	16:57:59.755
17		2:33.842	54.982	41.053	57.807	136.5	17:00:33.597
18		2:10.836	36.026	39.108	55.702	233.7	17:02:44.433
19		2:10.222	35.784	38.628	55.810	233.2	17:04:54.655
20			36.125	39.710		233.2	





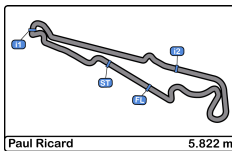


**Paul Ricard**  
**International GT Open**  
**Private test - 2**  
**Best Sectors Results**



Sector - 1				Sector - 2				Sector - 3				Ideal Lap vs Best Lap				
Clas	Nº	Driver	Time	Nº	Driver	Time	Nº	Driver	Time	Clas	Nº	Driver	Ideal Lap	Best Lap	Clas	
1	48	Sattler - Bastian	33.334	8	Giuseppe Cipriani	36.533	72	Moss - Osborne	51.148	1	88	Krupinski - Klien	2:01.252	2:01.349	1	
2	22	Balfe - Carroll	33.339	4	Peklin - Pepper	36.577	22	Balfe - Carroll	51.184	2	4	Peklin - Pepper	2:01.372	2:01.863	6	
3	77	Al Zubair - Soucek	33.352	88	Krupinski - Klien	36.602	88	Krupinski - Klien	51.230	3	72	Moss - Osborne	2:01.401	2:01.509	3	
4	4	Peklin - Pepper	33.393	72	Moss - Osborne	36.668	47	Moiseev - Spinelli	51.310	4	48	Sattler - Bastian	2:01.447	2:01.727	5	
5	88	Krupinski - Klien	33.420	14	Scholze - Liebhauser	36.702	77	Al Zubair - Soucek	51.324	5	77	Al Zubair - Soucek	2:01.465	2:01.501	2	
6	63	Beretta - Schandorff	33.435	48	Sattler - Bastian	36.712	14	Scholze - Liebhauser	51.367	6	14	Scholze - Liebhauser	2:01.561	2:01.641	4	
7	47	Moiseev - Spinelli	33.453	11	Reno Moller - Paverud	36.713	48	Sattler - Bastian	51.401	7	22	Balfe - Carroll	2:01.569	2:01.995	8	
8	7	Iribe - Millroy	33.481	77	Al Zubair - Soucek	36.789	4	Peklin - Pepper	51.402	8	47	Moiseev - Spinelli	2:01.606	2:01.954	7	
9	14	Scholze - Liebhauser	33.492	7	Iribe - Millroy	36.821	63	Beretta - Schandorff	51.405	9	7	Iribe - Millroy	2:01.724	2:02.184	10	
10	19	Moulin - Nemoto	33.509	47	Moiseev - Spinelli	36.843	7	Iribe - Millroy	51.422	10	11	Reno Moller - Paverud	2:01.736	2:02.205	11	
11	11	Reno Moller - Paverud	33.570	63	Beretta - Schandorff	37.043	11	Reno Moller - Paverud	51.453	11	63	Beretta - Schandorff	2:01.883	2:02.038	9	
12	72	Moss - Osborne	33.585	22	Balfe - Carroll	37.046	19	Moulin - Nemoto	51.585	12	19	Moulin - Nemoto	2:02.211	2:02.387	12	
13	17	McKansy - Seyffert	33.652	19	Moulin - Nemoto	37.117	17	McKansy - Seyffert	52.137	13	17	McKansy - Seyffert	2:03.012	2:03.012	13	
14	8	Giuseppe Cipriani	33.854	17	McKansy - Seyffert	37.223	8	Giuseppe Cipriani	52.779	14	8	Giuseppe Cipriani	2:03.166	2:04.163	15	
15	24	Blazek - Lisowski	35.293	24	Blazek - Lisowski	38.487	24	Blazek - Lisowski	54.579	15	24	Blazek - Lisowski	2:08.359	2:08.402	16	
16	26	Darmetko - Janosz	35.541	191	Gillion - Verdonck	38.628	26	Darmetko - Janosz	54.659	16	26	Darmetko - Janosz	2:09.078	2:09.160	17	
17	28	Zamparelli - Klingelberg	35.653	26	Darmetko - Janosz	38.878	28	Zamparelli - Klingelberg	55.380	17	191	Gillion - Verdonck	2:10.114	2:10.222	18	
18	191	Gillion - Verdonck	35.784	66	Andrzej Lewandowski	38.986	66	Andrzej Lewandowski	55.433	18	28	Zamparelli - Klingelberg	2:10.142	2:10.298	19	
19	66	Andrzej Lewandowski	35.859	28	Zamparelli - Klingelberg	39.109	191	Gillion - Verdonck	55.702	19	66	Andrzej Lewandowski	2:10.278	2:10.704	20	
20	27	Mauro - Aristot	37.871	27	Mauro - Aristot	39.920	27	Mauro - Aristot	57.748	20	27	Mauro - Aristot	2:15.539	2:16.364	21	
21	100	Dwernicki - Antoszewski	Transpon	100	Dwernicki - Antoszewski	Transpon	100	Dwernicki - Antoszewski	Transpon	21	100	Dwernicki - Antoszewski	Transpon	2:04.097	14	



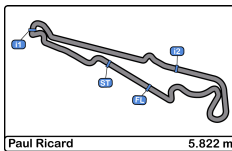


**Paul Ricard**  
**International GT Open**  
**Private test - 2**  
**Best 5 Lap Times**



Cl	N°	Entrant/Team	Nat	Driver 1	Nat	Status	Driver 2	Nat	Status	Vehicle	Cat	Cl	Best 1		Best 2		Best 3		Best 4		Best 5	
													Time	Lap	Time	Lap	Time	Lap	Time	Lap	Time	Lap
1	88	JP Motorsport	POL	Patryk Krupinski	POL		Christian Klien	AUT		McLaren 720 S GT3	PROAM	1	2:01.349	7	2:01.879	6	2:02.209	4	2:02.648	3	2:03.809	5
2	77	Lechner Racing	AUT	Al Faisal Al Zubair	OMN		Andy Soucek	ESP		Porsche 911 GT3-R II 2019	PRO	1	2:01.501	21	2:01.920	20	2:02.411	15	2:02.518	14	2:02.776	13
3	72	Inception Racing	GBR	Nick Moss	GBR		Joe Osborne	GBR		McLaren 720 S GT3	PROAM	2	2:01.509	11	2:02.005	13	2:02.199	6	2:03.012	2	2:03.939	22
4	14	AKM Motorsport	DNK	Florian Scholze	DEU		Jens Liebhauser	DEU		Mercedes AMG GT3 - 2020	AM	1	2:01.641	14	2:01.912	13	2:02.932	10	2:03.045	21	2:03.483	8
5	48	Winward	DEU	Markus Sattler	DEU		Nico Bastian	DEU		Mercedes AMG GT3 - 2020	PROAM	3	2:01.727	24	2:01.995	13	2:02.362	12	2:02.428	14	2:04.195	18
6	4	Team Lazarus	ITA	Ivan Peklin	UKR		Jordan Pepper	ZAF		Bentley Continental GT3	PRO	2	2:01.863	5	2:01.885	7	2:01.893	8	2:02.340	16	2:02.505	17
7	47	AKM Motorsport	DNK	Alexander Moiseev	RUS		Loris Spinelli	ITA		Mercedes AMG GT3 - 2020	PROAM	4	2:01.954	4	2:01.964	3	2:04.576	21	2:04.638	19	2:05.207	15
8	22	Balfe Motorsport	GBR	Shaun Balfe	GBR		Adam Carroll	GBR		Audi R8 GT3 LMS 2019	PROAM	5	2:01.995	8	2:02.242	10	2:02.528	9	2:03.404	5	2:03.637	4
9	63	Vincenzo Sospiri Racing	ITA	Michele Beretta	ITA		Freederik Schandorff	DNK		Lamborghini Huracan GT3 EVO	PRO	3	2:02.038	12	2:02.412	11	2:03.358	6	2:03.448	3	2:03.448	21
10	7	Inception Racing	GBR	Brendan Iribe	USA		Ollie Millroy	GBR		McLaren 720 S GT3	PROAM	6	2:02.184	14	2:02.193	15	2:02.626	7	2:02.785	3	2:02.876	4
11	11	Reno Racing	DNK	Jens Reno Moller	DNK		Marcus Paverud	NOR		Honda NSX GT3 Evo	PROAM	7	2:02.205	18	2:02.356	21	2:02.540	20	2:03.241	15	2:03.355	14
12	19	Vincenzo Sospiri Racing	ITA	Baptiste Moulin	BEL		Yuki Nemoto	JPN		Lamborghini Huracan GT3 EVO	PRO	4	2:02.387	6	2:02.428	5	2:02.527	7	2:03.792	21	2:03.933	16
13	17	HP Racing International	DEU	Coach McKansy	DEU		Jan Seyffert	DEU		Lamborghini Huracan GT3 EVO	PROAM	8	2:03.012	14	2:03.782	13	2:04.549	8	2:04.632	9	2:05.012	4
14	100	Alda Motorsport	POL	Jakub Dwernicki	POL		Jan Antoszewski	POL		Porsche 911 GT3 Cup gen 2	CUPPA	1	2:04.097	10	2:09.580	8	2:09.893	14	2:10.105	7	2:10.301	13
15	8	Torcello / Il Barone Rampante	ITA	Giuseppe Cipriani	ITA					Lamborghini Huracan GT3 EVO	AM	2	2:04.163	13	2:05.139	12	2:05.226	4	2:06.001	11	2:06.961	3
16	24	A&P Racing Team PTT Tech Support	POL	Maciej Blazek	POL		Mateusz Lisowski	POL		Porsche 991 GT3 Cup gen 2	CUPPA	2	2:08.402	3	2:08.954	5	2:08.968	6	2:09.509	2	2:10.046	4
17	26	Q1 by EMG Motorsport	BEL	Maciej Darmetko	POL		Artur Janosz	POL		Porsche 911 GT3 Cup gen 2	CUPPA	3	2:09.160	5	2:09.551	4	2:09.826	3	2:13.990	13	2:14.136	14
18	191	PROsport Racing	DEU	Rodrigue Gillion	BEL		Nico Verdonck	BEL		Aston Martin Vantage	CUPPA	4	2:10.222	19	2:10.836	18	2:12.071	4	2:13.404	9	2:13.677	2
19	28	J. Morcillo / E2P Racing	ESP	Dino Zamparelli	GBR		Jan Klingelberg	CHE		Porsche 911 GT3 Cup gen 2	CUPPA	5	2:10.298	15	2:10.838	19	2:10.963	14	2:12.358	18	2:14.830	5
20	66	Vincenzo Sospiri Racing	ITA	Andrzej Lewandowski	POL					Lamborghini Huracan Super Trofeo	CUPAM	1	2:10.704	13	2:11.346	12	2:12.741	11	2:13.324	8	2:13.633	15
21	27	Three Sixty Racing Team	AND	Marcio Mauro	BRA		Oscar Aristot	AND		Porsche 911 GT3 Cup gen 2	CUPAM	2	2:16.364	10	2:17.417	7	2:18.194	8	2:18.442	9	2:20.210	6





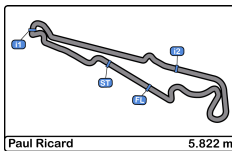
**Paul Ricard**  
**International GT Open**  
**Private test - 2**  
**Best 5 Top Speeds**



Paul Ricard 5.822 m.

Cl	N°	Entrant/Team	Nat	Driver 1	Nat	Driver 2	Nat	Vehicle	Cat	Cl	Top 1		Top 2		Top 3		Top 4		Top 5		Avg
											Km/h	Lap	Km/h	Lap	Km/h	Lap	Km/h	Lap	Km/h	Lap	
1	4	Team Lazarus	ITA	Ivan Peklin	UKR	Jordan Pepper	JAP	Bentley Continental GT3	PRO	1	246.5	13	246.5	14	246.0	23	245.4	9	245.4	16	246.0
2	11	Reno Racing	DNK	Jens Reno Moller	DNK	Marcus Paverud	NOR	Honda NSX GT3 Evo	PROAM	1	244.8	5	244.3	4	243.7	11	243.2	13	243.2	14	243.9
3	88	JP Motorsport	POL	Patryk Krupinski	POL	Christian Klien	AUT	McLaren 720 S GT3	PROAM	2	244.8	6	244.3	7	243.2	5	243.2	8	242.6	4	243.6
4	77	Lechner Racing	AUT	Al Faisal Al Zubair	OMN	Andy Soucek	ESP	Porsche 911 GT3-R II 2019	PRO	2	242.6	22	241.0	8	241.0	11	240.5	20	240.5	21	241.1
5	7	Inception Racing	GBR	Brendan Iribe	USA	Ollie Millroy	GBR	McLaren 720 S GT3	PROAM	3	241.6	5	241.6	21	241.0	16	240.5	3	240.5	10	241.0
6	48	Winward	DEU	Markus Sattler	DEU	Nico Bastian	DEU	Mercedes AMG GT3 - 2020	PROAM	4	241.6	15	241.0	14	241.0	24	240.5	12	240.5	23	240.9
7	14	AKM Motorsport	GBR	Florian Scholze	DEU	Jens Liebhauser	DEU	Mercedes AMG GT3 - 2020	AM	1	241.0	11	241.0	22	240.5	8	240.5	9	240.5	13	240.7
8	72	Inception Racing	GBR	Nick Moss	GBR	Joe Osborne	GBR	McLaren 720 S GT3	PROAM	5	240.5	7	240.5	12	240.0	18	240.0	19	240.0	23	240.2
9	47	AKM Motorsport	GBR	Alexander Moiseev	RUS	Loris Spinelli	ITA	Mercedes AMG GT3 - 2020	PROAM	6	240.0	4	240.0	8	240.0	22	239.4	10	238.9	20	239.6
10	27	Three Sixty Racing Team	AND	Marcio Mauro	BRA	Oscar Aristot	AND	Porsche 911 GT3 Cup gen 2	CUPAM	1	238.9	9	238.9	19	237.3	10	237.3	20	236.3	6	237.7
11	17	HP Racing International	DEU	Coach McKansy	DEU	Jan Seyffert	DEU	Lamborghini Huracan GT3 EVO	PROAM	7	238.4	3	236.8	10	236.8	20	236.8	21	236.3	5	237.0
12	22	Balfe Motorsport	GBR	Shaun Balfe	GBR	Adam Carroll	GBR	Audi R8 GT3 LMS 2019	PROAM	8	238.4	6	238.4	24	237.8	4	237.3	5	237.3	9	237.8
13	8	Torcello / Il Barone Rampante	ITA	Giuseppe Cipriani	ITA			Lamborghini Huracan GT3 EVO	AM	2	237.8	3	237.3	15	236.3	4	236.3	6	236.3	8	236.8
14	19	Vincenzo Sospiri Racing	ITA	Baptiste Moulin	BEL	Yuki Nemoto	JPN	Lamborghini Huracan GT3 EVO	PRO	3	237.8	22	236.8	21	236.3	20	235.2	7	235.2	13	236.3
15	24	A&P Racing Team PTT Tech Support	POL	Maciej Blazek	POL	Mateusz Lisowski	POL	Porsche 991 GT3 Cup gen 2	CUPPA	1	236.3	12	235.2	16	234.7	10	234.2	2	234.2	4	234.9
16	63	Vincenzo Sospiri Racing	ITA	Michele Beretta	ITA	Frederik Schandorff	DNK	Lamborghini Huracan GT3 EVO	PRO	4	235.8	18	235.2	3	235.2	12	235.2	17	235.2	20	235.3
17	26	Q1 by EMG Motorsport	BEL	Maciej Darmetko	POL	Artur Janosz	POL	Porsche 911 GT3 Cup gen 2	CUPPA	2	235.2	6	232.7	5	232.2	3	231.7	4	231.7	13	232.7
18	66	Vincenzo Sospiri Racing	ITA	Andrzej Lewandowski	POL			Lamborghini Huracan Super Trofeo	CUPAM	2	234.7	11	229.7	12	229.7	13	229.7	14	229.7	16	230.7
19	191	PROsport Racing	DEU	Rodrigue Gillion	BEL	Nico Verdonck	BEL	Aston Martin Vantage	CUPPA	3	233.7	18	233.2	19	233.2	20	232.7	4	232.7	16	233.1
20	28	J. Morcillo / E2P Racing	ESP	Dino Zamparelli	GBR	Jan Klingelberg	CHE	Porsche 911 GT3 Cup gen 2	CUPPA	4	230.7	18	230.7	22	229.7	12	229.7	16	229.7	19	230.1



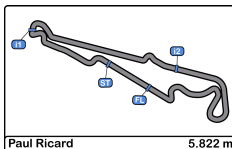


**Paul Ricard**  
**International GT Open**  
**Private test - 2**  
**Fastest Laps Sequence**



Lap	Time of Day	Session Time	Nº	Entrant/Team	Nat	Driver 1	Nat	Driver 2	Nat	Vehicle	Cat	Time	Km/h
2	16:14:19.650	4:19.650	22	Balfe Motorsport	GBR	Shaun Balfe	GBR	Adam Carroll	GBR	Audi R8 GT3 LMS 2019	PROAM	2:04.115	168.8
2	16:15:12.765	5:12.765	72	Inception Racing	GBR	Nick Moss	GBR	Joe Osborne	GBR	McLaren 720 S GT3	PROAM	2:03.012	170.3
3	16:19:23.513	9:23.513	7	Inception Racing	GBR	Brendan Iribe	USA	Ollie Millroy	GBR	McLaren 720 S GT3	PROAM	2:02.785	170.6
3	16:21:04.439	11:04.439	47	AKM Motorsport	SMR	Alexander Moiseev	RUS	Loris Spinelli	ITA	Mercedes AMG GT3 - 2020	PROAM	2:01.964	171.8
4	16:23:06.393	13:06.393	47	AKM Motorsport	SMR	Alexander Moiseev	RUS	Loris Spinelli	ITA	Mercedes AMG GT3 - 2020	PROAM	2:01.954	171.8
5	16:23:18.874	13:18.874	4	Team Lazarus	ITA	Ivan Peklin	UKR	Jordan Pepper	ZAF	Bentley Continental GT3	PRO	2:01.863	171.9
11	16:41:49.414	31:49.414	72	Inception Racing	GBR	Nick Moss	GBR	Joe Osborne	GBR	McLaren 720 S GT3	PROAM	2:01.509	172.4
21	17:06:01.422	56:01.422	77	Lechner Racing	AUT	Al Faisal Al Zubair	OMN	Andy Soucek	ESP	Porsche 911 GT3-R II 2019	PRO	2:01.501	172.5
7	17:10:03.826	1:00:03.826	88	JP Motorsport	POL	Patryk Krupinski	POL	Christian Klien	AUT	McLaren 720 S GT3	PROAM	2:01.349	172.7



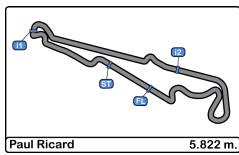


**Paul Ricard**  
**International GT Open**  
**Private test - 2**  
**Event Best Maximum Speed**



N°	Entrant/Team	Nat	Driver 1	Nat	Driver 2	Nat	Vehicle	Cat	Km/h	Session
4	Team Lazarus	ITA	Ivan Peklin	UKR	Jordan Pepper	ZAF	Bentley Continental GT3	PRO	246.5	Private test - 2
11	Reno Racing	DNK	Jens Reno Moller	DNK	Marcus Paverud	NOR	Honda NSX GT3 Evo	PROAM	244.8	Private test - 2
88	JP Motorsport	POL	Patryk Krupinski	POL	Christian Klien	AUT	McLaren 720 S GT3	PROAM	244.8	Private test - 2
77	Lechner Racing	AUT	Al Faisal Al Zubair	OMN	Andy Soucek	ESP	Porsche 911 GT3-R II 2019	PRO	242.6	Private test - 2
48	Winward	DEU	Markus Sattler	DEU	Nico Bastian	DEU	Mercedes AMG GT3 - 2020	PROAM	241.6	Private test - 2
7	Inception Racing	GBR	Brendan Iribe	USA	Ollie Millroy	GBR	McLaren 720 S GT3	PROAM	241.6	Private test - 2
47	AKM Motorsport	SMR	Alexander Moiseev	RUS	Loris Spinelli	ITA	Mercedes AMG GT3 - 2020	PROAM	241.0	Private test - 1
14	AKM Motorsport	SMR	Florian Scholze	DEU	Jens Liebhauser	DEU	Mercedes AMG GT3 - 2020	AM	241.0	Private test - 2
72	Inception Racing	GBR	Nick Moss	GBR	Joe Osborne	GBR	McLaren 720 S GT3	PROAM	240.5	Private test - 2
27	Three Sixty Racing Team	AND	Marcio Mauro	BRA	Oscar Aristot	AND	Porsche 911 GT3 Cup gen 2	CUPAM	238.9	Private test - 2
17	HP Racing International	DEU	Coach McKansy	DEU	Jan Seyffert	DEU	Lamborghini Huracan GT3 EVO	PROAM	238.4	Private test - 2
22	Balfe Motorsport	GBR	Shaun Balfe	GBR	Adam Carroll	GBR	Audi R8 GT3 LMS 2019	PROAM	238.4	Private test - 2
8	Torcello / Il Barone Rampante	ITA	Giuseppe Cipriani	ITA			Lamborghini Huracan GT3 EVO	AM	237.8	Private test - 2
19	Vincenzo Sospiri Racing	ITA	Baptiste Moulin	BEL	Yuki Nemoto	JPN	Lamborghini Huracan GT3 EVO	PRO	237.8	Private test - 2
24	A&P Racing Team PTT Tech Support	POL	Maciej Blazek	POL	Mateusz Lisowski	POL	Porsche 991 GT3 Cup gen 2	CUPPA	236.3	Private test - 2
63	Vincenzo Sospiri Racing	ITA	Michele Beretta	ITA	Frederik Schandorff	DNK	Lamborghini Huracan GT3 EVO	PRO	235.8	Private test - 1
26	Q1 by EMG Motorsport	BEL	Maciej Darmetko	POL	Artur Janosz	POL	Porsche 911 GT3 Cup gen 2	CUPPA	235.2	Private test - 2
66	Vincenzo Sospiri Racing	ITA	Andrzej Lewandowski	POL			Lamborghini Huracan Super Trofeo Evo	CUPAM	234.7	Private test - 2
191	PROsport Racing	DEU	Rodrigue Gillion	BEL	Nico Verdonck	BEL	Aston Martin Vantage	CUPPA	233.7	Private test - 2
28	J. Morcillo / E2P Racing	ESP	Dino Zamparelli	GBR	Jan Klingelnberg	CHE	Porsche 911 GT3 Cup gen 2	CUPPA	230.7	Private test - 2





**Paul Ricard**  
**International GT Open**  
**Private test - 2**  
**Pit Stop Analysis**



**4** Ivan Peklin PRO Team Lazarus  
 Jordan Pepper Bentley Continental GT3

Nr.	In Day Time	In Time	Out Time	Pit Time	T. Pit Time	Handicap	Penalty
1	16:16:59.398	16:16:59.398	16:19:07.936	2:08.538	2:08.538		
2	16:31:27.601	16:31:27.601	16:34:19.973	2:52.372	5:00.910		
3	16:52:58.744	16:52:58.744	16:58:10.596	5:11.852	10:12.762		

**7** Brendan Iribe PROAM Inception Racing  
 Ollie Millroy McLaren 720 S GT3

Nr.	In Day Time	In Time	Out Time	Pit Time	T. Pit Time	Handicap	Penalty
1	16:23:28.017	16:23:28.017	16:26:46.954	3:18.937	3:18.937		
2	16:32:54.003	16:32:54.003	16:35:16.541	2:22.538	5:41.475		
3	16:43:27.063	16:43:27.063	16:45:27.999	2:00.936	7:42.411		
4	16:53:56.134	16:53:56.134	16:58:23.113	4:26.979	12:09.390		

**11** Jens Reno Moller PROAM Reno Racing  
 Marcus Paverud Honda NSX GT3 Evo

Nr.	In Day Time	In Time	Out Time	Pit Time	T. Pit Time	Handicap	Penalty
1	16:28:36.600	16:28:36.600	16:31:20.463	2:43.863	2:43.863		
2	16:37:34.282	16:37:34.282	16:38:58.824	1:24.542	4:08.405		
3	16:49:21.092	16:49:21.092	16:50:45.527	1:24.435	5:32.840		
4	17:03:06.388	17:03:06.388	17:04:54.124	1:47.736	7:20.576		

**14** Florian Scholze AM AKM Motorsport  
 Jens Liebhauser Mercedes AMG GT3 - 2020

Nr.	In Day Time	In Time	Out Time	Pit Time	T. Pit Time	Handicap	Penalty
1	16:36:31.601	16:36:31.601	16:40:12.633	3:41.032	3:41.032		
2	16:48:19.838	16:48:19.838	16:50:57.489	2:37.651	6:18.683		

**17** Coach McKansy PROAM HP Racing International  
 Jan Seyffert Lamborghini Huracan GT3 EVO

Nr.	In Day Time	In Time	Out Time	Pit Time	T. Pit Time	Handicap	Penalty
1	16:24:17.925	16:24:17.925	16:28:43.198	4:25.273	4:25.273		
2	16:37:04.436	16:37:04.436	16:38:23.634	1:19.198	5:44.471		
3	16:48:46.646	16:48:46.646	16:50:48.451	2:01.805	7:46.276		

**19** Baptiste Moulin PRO Vincenzo Sospiri Racing  
 Yuki Nemoto Lamborghini Huracan GT3 EVO

Nr.	In Day Time	In Time	Out Time	Pit Time	T. Pit Time	Handicap	Penalty
1	16:16:37.130	16:16:37.130	16:20:17.791	3:40.661	3:40.661		
2	16:30:34.524	16:30:34.524	16:33:31.864	2:57.340	6:38.001		
3	16:37:37.072	16:37:37.072	16:39:42.792	2:05.720	8:43.721		
4	16:45:55.512	16:45:55.512	16:48:21.679	2:26.167	11:09.888		
5	16:58:56.229	16:58:56.229	16:59:55.045	58.816	12:08.704		

**22** Shaun Balfe PROAM Balfe Motorsport  
 Adam Carroll Audi R8 GT3 LMS 2019

Nr.	In Day Time	In Time	Out Time	Pit Time	T. Pit Time	Handicap	Penalty
1	16:22:33.610	16:22:33.610	16:24:02.963	1:29.353	1:29.353		
2	16:34:19.074	16:34:19.074	16:38:17.083	3:58.009	5:27.362		
3	16:53:21.980	16:53:21.980	16:55:31.594	2:09.614	7:36.976		

**24** Maciej Blazek CUPPA A&P Racing Team PTT Tech Support  
 Mateusz Lisowski Porsche 991 GT3 Cup gen 2

Nr.	In Day Time	In Time	Out Time	Pit Time	T. Pit Time	Handicap	Penalty
1	16:28:52.120	16:28:52.120	16:31:38.341	2:46.221	2:46.221		
2	16:42:40.915	16:42:40.915	16:44:10.519	1:29.604	4:15.825		

**26** Maciej Darmetko CUPPA Q1 by EMG Motorsport  
 Artur Janosz Porsche 911 GT3 Cup gen 2

Nr.	In Day Time	In Time	Out Time	Pit Time	T. Pit Time	Handicap	Penalty
1	16:23:29.377	16:23:29.377	16:27:35.544	4:06.167	4:06.167		
2	16:37:16.492	16:37:16.492	16:38:45.589	1:29.097	5:35.264		

**27** Marcio Mauro CUPAM Three Sixty Racing Team  
 Oscar Aristot Porsche 911 GT3 Cup gen 2

Nr.	In Day Time	In Time	Out Time	Pit Time	T. Pit Time	Handicap	Penalty
1	16:20:53.315	16:20:53.315	16:23:09.593	2:16.278	2:16.278		
2	16:44:06.999	16:44:06.999	16:47:50.722	3:43.723	6:00.001		

**28** Dino Zamparelli CUPPA J. Morcillo / E2P Racing  
 Jan Klingenberg Porsche 911 GT3 Cup gen 2

Nr.	In Day Time	In Time	Out Time	Pit Time	T. Pit Time	Handicap	Penalty
1	16:38:32.373	16:38:32.373	16:41:45.221	3:12.848	3:12.848		
2	16:50:39.092	16:50:39.092	16:55:53.717	5:14.625	8:27.473		

**47** Alexander Moiseev PROAM AKM Motorsport  
 Loris Spinelli Mercedes AMG GT3 - 2020

Nr.	In Day Time	In Time	Out Time	Pit Time	T. Pit Time	Handicap	Penalty
1	16:25:07.110	16:25:07.110	16:27:08.559	2:01.449	2:01.449		
2	16:44:08.215	16:44:08.215	16:48:31.977	4:23.762	6:25.211		
3	16:56:54.780	16:56:54.780	16:58:25.741	1:30.961	7:56.172		

**48** Markus Sattler PROAM Winward  
 Nico Bastian Mercedes AMG GT3 - 2020

Nr.	In Day Time	In Time	Out Time	Pit Time	T. Pit Time	Handicap	Penalty
1	16:32:03.825	16:32:03.825	16:34:37.082	2:33.257	2:33.257		
2	16:44:48.418	16:44:48.418	16:47:26.527	2:38.109	5:11.366		
3	16:59:59.315	16:59:59.315	17:01:35.893	1:36.578	6:47.944		

**63** Michele Beretta PRO Vincenzo Sospiri Racing  
 Freederik Schandorff Lamborghini Huracan GT3 EVO

Nr.	In Day Time	In Time	Out Time	Pit Time	T. Pit Time	Handicap	Penalty
1	16:20:21.752	16:20:21.752	16:23:26.859	3:05.107	3:05.107		
2	16:34:35.570	16:34:35.570	16:39:04.530	4:28.960	7:34.067		
3	16:47:31.955	16:47:31.955	16:51:04.896	3:32.941	11:07.008		

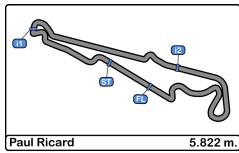
**66** Andrzej Lewandowski CUPAM Vincenzo Sospiri Racing  
 Lamborghini Huracan Super Trofeo Evo

Nr.	In Day Time	In Time	Out Time	Pit Time	T. Pit Time	Handicap	Penalty
1	16:24:07.276	16:24:07.276	16:33:06.371	8:59.095	8:59.095		
2	16:42:39.897	16:42:39.897	16:54:48.166	12:08.269	21:07.364		

**72** Nick Moss PROAM Inception Racing  
 Joe Osborne McLaren 720 S GT3

Nr.	In Day Time	In Time	Out Time	Pit Time	T. Pit Time	Handicap	Penalty
1	16:19:17.134	16:19:17.134	16:20:56.946	1:39.812	1:39.812		
2	16:27:00.944	16:27:00.944	16:29:16.754	2:15.810	3:55.622		
3	16:33:19.549	16:33:19.549	16:37:26.699	4:07.150	8:02.772		
4	16:47:57.765	16:47:57.765	16:49:38.344	1:40.579	9:43.351		





**Paul Ricard**  
**International GT Open**  
**Private test - 2**  
**Pit Stop Analysis**



**77**

Al Faisal Al Zubair PRO Lechner Racing

Andy Soucek Porsche 911 GT3-R II 2019

Nr.	In Day Time	In Time	Out Time	Pit Time	T. Pit Time	Handicap	Penalty
1	16:21:22.819	16:21:22.819	16:23:21.154	1:58.335	1:58.335		
2	16:37:48.370	16:37:48.370	16:39:40.462	1:52.092	3:50.427		
3	16:52:09.525	16:52:09.525	16:53:59.373	1:49.848	5:40.275		
4	16:56:05.822	16:56:05.822	16:59:49.504	3:43.682	9:23.957		

**88**

Patryk Krupinski PROAM JP Motorsport

Christian Klien McLaren 720 S GT3

Nr.	In Day Time	In Time	Out Time	Pit Time	T. Pit Time	Handicap	Penalty
1	16:13:22.819	16:13:22.819	16:57:46.717	44:23.898	44:23.898		

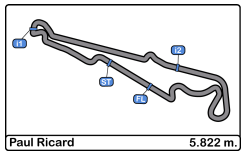
**191**

Rodrigue Gillion CUPPA PROsport Racing

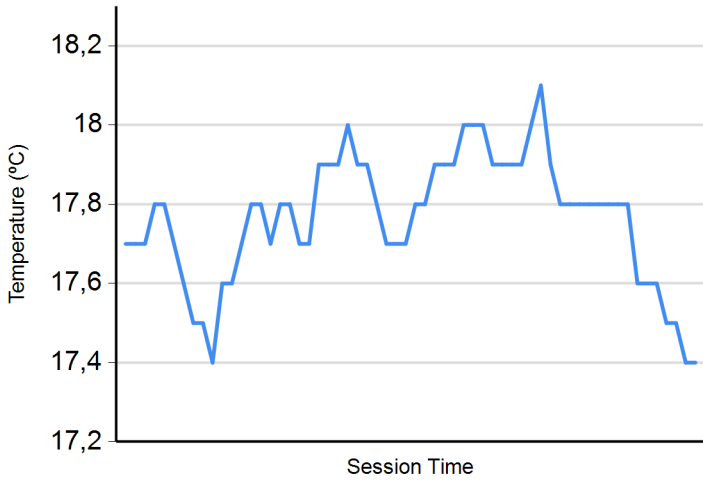
Nico Verdonck Aston Martin Vantage

Nr.	In Day Time	In Time	Out Time	Pit Time	T. Pit Time	Handicap	Penalty
1	16:25:44.787	16:25:44.787	16:29:07.939	3:23.152	3:23.152		
2	16:53:54.193	16:53:54.193	16:58:17.130	4:22.937	7:46.089		

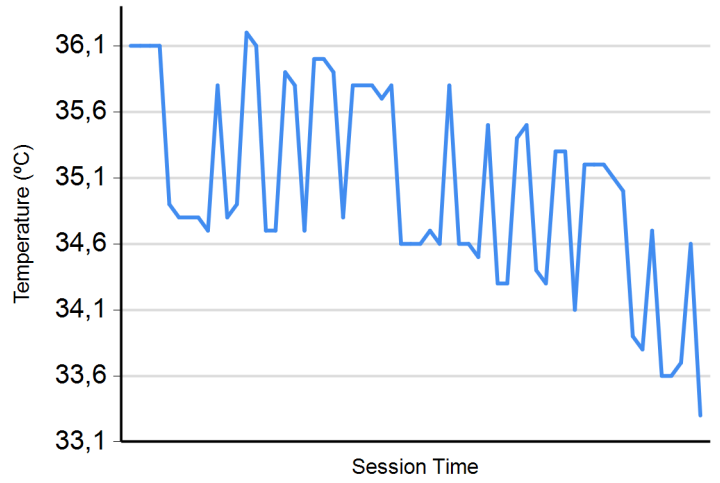




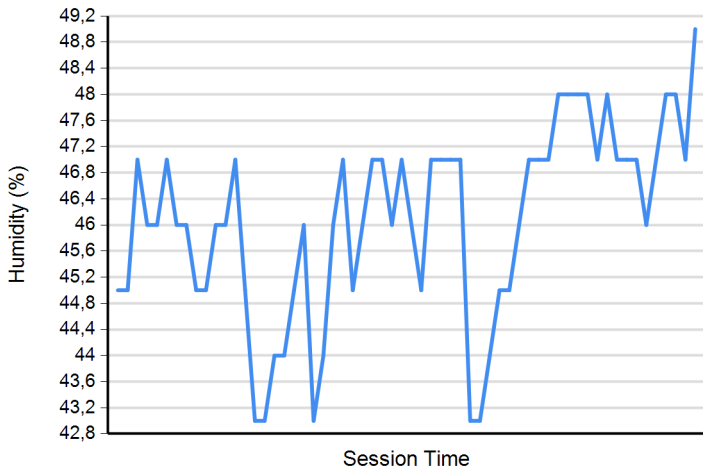
**Air Temperature**



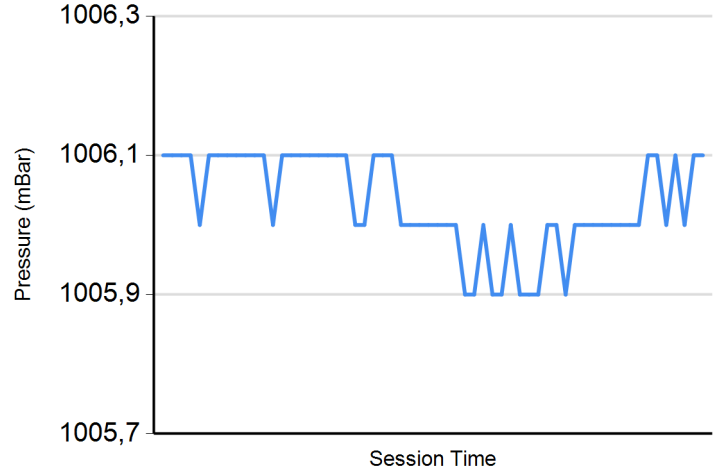
**Track Temperature**



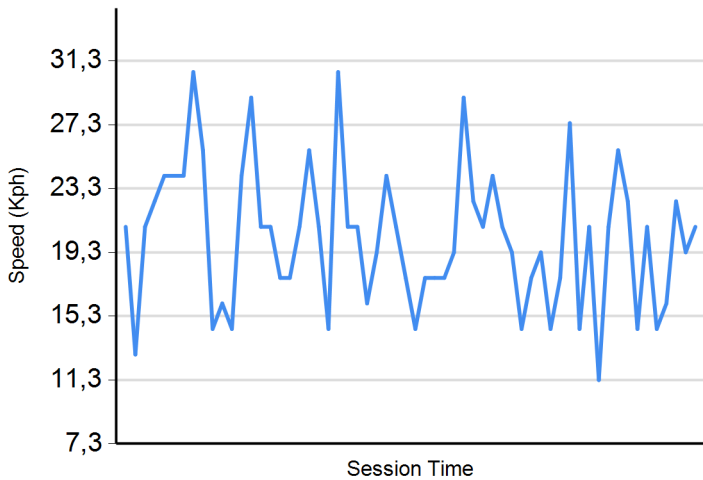
**Humidity**



**Pressure**

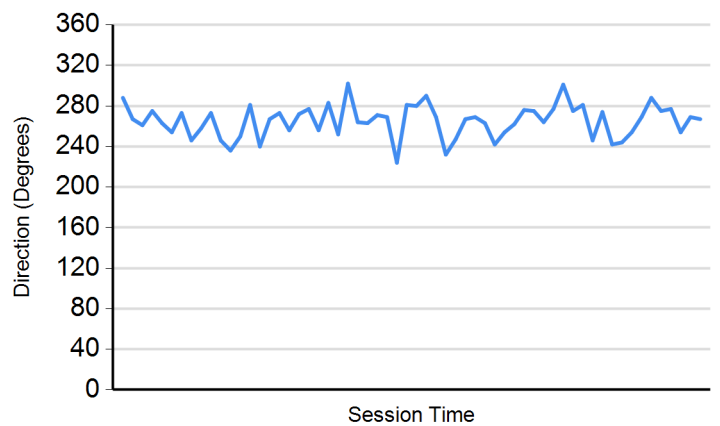


**Wind Speed**

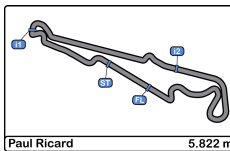


**Wind direction**

North = 0°/360° Est = 90° South = 180° West = 270°







**Paul Ricard**  
**International GT Open**  
**Private test 1 - 2**  
**Results**



Cls	N°	Entrant/Team	Nat	Driver 1	Nat	Driver 2	Nat	Vehicle	Cat	Cls	Laps	Private test - 1	Private test - 2	Best	Gap	Interval	Km/h		
1	88	JP Motorsport	POL	Patryk Krupinski	POL	Christian Kliem	AUT	McLaren 720 S GT3	PROAM	1	25	2:01.393	11	<b>2:01.349</b>	7	<b>2:01.349</b>			172.7
2	77	Lechner Racing	AUT	Al Faisal Al Zubair	CAN	Andy Soucek	ESP	Porsche 911 GT3-R II 2019	PRO	1	47	2:02.535	25	<b>2:01.501</b>	21	<b>2:01.501</b>	0.152	0.152	172.5
3	72	Inception Racing	GBR	Nick Moss	GBR	Joe Osborne	GBR	McLaren 720 S GT3	PROAM	2	47	2:02.198	7	<b>2:01.509</b>	11	<b>2:01.509</b>	0.160	0.008	172.4
4	48	Winward	DEU	Markus Sattler	DEU	Nico Bastian	DEU	Mercedes AMG GT3 - 2020	PROAM	3	48	<b>2:01.562</b>	9	2:01.727	24	<b>2:01.562</b>	0.213	0.053	172.4
5	14	AKM Motorsport	BGR	Florian Scholze	DEU	Jens Liebhauser	DEU	Mercedes AMG GT3 - 2020	AM	1	49	2:03.367	5	<b>2:01.641</b>	14	<b>2:01.641</b>	0.292	0.079	172.3
6	4	Team Lazarus	ITA	Ivan Peklin	UKR	Jordan Pepper	ZAF	Bentley Continental GT3	PRO	2	47	2:03.275	6	<b>2:01.863</b>	5	<b>2:01.863</b>	0.514	0.222	171.9
7	47	AKM Motorsport	GBR	Alexander Moiseev	RUS	Loris Spinelli	ITA	Mercedes AMG GT3 - 2020	PROAM	4	40	<b>2:01.942</b>	7	2:01.954	4	<b>2:01.942</b>	0.593	0.079	171.8
8	22	Balfe Motorsport	GBR	Shaun Balfe	GBR	Adam Carroll	GBR	Audi R8 GT3 LMS 2019	PROAM	5	47	2:03.171	11	<b>2:01.995</b>	8	<b>2:01.995</b>	0.646	0.053	171.8
9	63	Vincenzo Sospiri Racing	ITA	Michele Beretta	ITA	Frederik Schandorff	DNK	Lamborghini Huracan GT3 EVO	PRO	3	44	2:03.213	21	<b>2:02.038</b>	12	<b>2:02.038</b>	0.689	0.043	171.7
10	7	Inception Racing	GBR	Brendan Iribe	USA	Ollie Millroy	GBR	McLaren 720 S GT3	PROAM	6	46	2:02.991	7	<b>2:02.184</b>	14	<b>2:02.184</b>	0.835	0.146	171.5
11	11	Reno Racing	DNK	Jens Reno Moller	DNK	Marcus Paverud	NOR	Honda NSX GT3 Evo	PROAM	7	46	2:02.836	9	<b>2:02.205</b>	18	<b>2:02.205</b>	0.856	0.021	171.5
12	19	Vincenzo Sospiri Racing	ITA	Baptiste Moulin	BEL	Yuki Nemoto	JPN	Lamborghini Huracan GT3 EVO	PRO	4	41	2:03.203	19	<b>2:02.387</b>	6	<b>2:02.387</b>	1.038	0.182	171.2
13	17	HP Racing International	DEU	Coach McKansy	DEU	Jan Seyffert	DEU	Lamborghini Huracan GT3 EVO	PROAM	8	42	2:06.115	16	<b>2:03.012</b>	14	<b>2:03.012</b>	1.663	0.625	170.3
14	100	Alda Motorsport	POL	Jakub Dwernicki	POL	Jan Antoszewski	POL	Porsche 911 GT3 Cup gen 2	CUPPA	1	21			<b>2:04.097</b>	10	<b>2:04.097</b>	2.748	1.085	168.8
15	8	Torcello / Il Barone Rampante	ITA	Giuseppe Cipriani	ITA			Lamborghini Huracan GT3 EVO	AM	2	36	2:05.520	15	<b>2:04.163</b>	13	<b>2:04.163</b>	2.814	0.066	168.8
16	24	A&P Racing Team PTT Tech Support	POL	Maciej Blazek	POL	Mateusz Lisowski	POL	Porsche 991 GT3 Cup gen 2	CUPPA	2	30	2:09.553	9	<b>2:08.402</b>	3	<b>2:08.402</b>	7.053	4.239	163.2
17	26	Q1 by EMG Motorsport	BEL	Maciej Darmetko	POL	Artur Janosz	POL	Porsche 911 GT3 Cup gen 2	CUPPA	3	36	2:10.484	8	<b>2:09.160</b>	5	<b>2:09.160</b>	7.811	0.758	162.2
18	191	PROsport Racing	DEU	Rodrigue Gillion	BEL	Nico Verdonck	BEL	Aston Martin Vantage	CUPPA	4	32	2:11.031	12	<b>2:10.222</b>	19	<b>2:10.222</b>	8.873	1.062	160.9
19	28	J. Morcillo / E2P Racing	ESP	Dino Zamparelli	GBR	Jan Klingelberg	CHE	Porsche 911 GT3 Cup gen 2	CUPPA	5	43	2:11.193	8	<b>2:10.298</b>	15	<b>2:10.298</b>	8.949	0.076	160.8
20	66	Vincenzo Sospiri Racing	ITA	Andrzej Lewandowski	POL			Lamborghini Huracan Super Trofeo Evo	CUPAM	1	28	2:10.723	6	<b>2:10.704</b>	13	<b>2:10.704</b>	9.355	0.406	160.3
21	27	Three Sixty Racing Team	AND	Marcio Mauro	BRA	Oscar Aristot	AND	Porsche 911 GT3 Cup gen 2	CUPAM	2	19			<b>2:16.364</b>	10	<b>2:16.364</b>	15.015	5.660	153.7

Published at:.....

<b>Stewards:</b>	<b>Race Director:</b>	<b>Timekeeper:</b>
------------------	-----------------------	--------------------

