



**Paul Ricard**  
**International GT Open**  
**Free Practice - 1**  
**Provisional Results**



Paul Ricard 5.822 m.

Cls	N°	Entrant/Team	Nat	Driver 1	Nat	Driver 2	Nat	Vehicle	Cat	Cls	Laps	Best	Time	Gap	Interval	Km/h
1	14	AKM Motorsport		Florian Scholze		Jens Liebhauser		Mercedes AMG GT3 - 2020	AM	1	14	8	2:02.687			170.8
2	72	Inception Racing		Nick Moss		Joe Osborne		McLaren 720 S GT3	PROAM	1	14	4	2:03.284	0.597	0.597	170.0
3	88	JP Motorsport		Patryk Krupinski		Christian Klien		McLaren 720 S GT3	PROAM	2	11	4	2:03.386	0.699	0.102	169.8
4	8	Torcello / Il Barone Rampante		Giuseppe Cipriani				Lamborghini Huracan GT3 EVO	AM	2	8	7	2:03.454	0.767	0.068	169.7
5	7	Inception Racing		Brendan Iribe		Ollie Millroy		McLaren 720 S GT3	PROAM	3	6	4	2:03.484	0.797	0.030	169.7
6	11	Reno Racing		Jens Reno Moller		Marcus Paverud		Honda NSX GT3 Evo	PROAM	4	14	3	2:03.571	0.884	0.087	169.6
7	22	Balfe Motorsport		Shaun Balfe		Adam Carroll		Audi R8 GT3 LMS 2019	PROAM	5	15	14	2:04.014	1.327	0.443	169.0
8	48	Winward		Markus Sattler		Nico Bastian		Mercedes AMG GT3 - 2020	PROAM	6	14	6	2:04.367	1.680	0.353	168.5
9	17	HP Racing International		Coach McKansy		Jan Seyffert		Lamborghini Huracan GT3 EVO	PROAM	7	15	10	2:06.640	3.953	2.273	165.5
10	6	Boutsen Ginion		François Grimm				Lamborghini Gallardo Reiter R-EX	AM	3	13	12	2:08.607	5.920	1.967	162.9
11	47	AKM Motorsport		Alexander Moiseev		Loris Spinelli		Mercedes AMG GT3 - 2020	PROAM	8	3	2	2:08.686	5.999	0.079	162.8
12	66	Vincenzo Sospiri Racing		Andrzej Lewandowski				Lamborghini Huracan Super Trofeo Evo	CUPAM	1	11	11	2:12.267	9.580	3.581	158.4
13	100	Alda Motorsport		Jakub Dwernicki		Jan Antoszewski		Porsche 911 GT3 Cup gen 2	CUPPA	1	10	7	2:12.632	9.945	0.365	158.0
14	28	J. Morcillo / E2P Racing		Dino Zamparelli		Jan Klingelberg		Porsche 911 GT3 Cup gen 2	CUPPA	2	12	12	2:13.206	10.519	0.574	157.3
15	26	Q1 by EMG Motorsport		Maciej Darmetko		Artur Janosz		Porsche 911 GT3 Cup gen 2	CUPPA	3	12	4	2:14.417	11.730	1.211	155.9
16	191	PROsport Racing		Rodrigue Gillion		Nico Verdonck		Aston Martin Vantage	CUPPA	4	7	4	2:14.593	11.906	0.176	155.7
17	27	Three Sixty Racing Team		Marcio Mauro		Oscar Aristot		Porsche 911 GT3 Cup gen 2	CUPAM	2	11	5	2:14.750	12.063	0.157	155.5
18	32	Three Sixty Racing Team		Fernando Fortes				Porsche 911 GT3 Cup gen 2	CUPAM	3	3	2	2:14.938	12.251	0.188	155.3
19	126	Three Sixty Racing Team		Albert Estragués				Transam Euro Ford Mustang 2018	CUPAM	4	8	7	2:16.700	14.013	1.762	153.3
20	44	Eugenio Pisani		Eugenio Pisani		Stefano Bozzoni		Porsche 911 GT3 Cup gen 1	CUPPA	5	6	5	2:26.280	23.593	9.580	143.2
21	24	A&P Racing Team PTT Tech Support		Maciej Blazek		Mateusz Lisowski		Porsche 991 GT3 Cup gen 2	CUPPA	6	1	1	18:37:38.3	18:35:35.	18:35:12.	00.0

Published at:.....

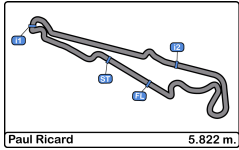
Track Temp: 25.6 °C Air Temp: 15.8 °C Humidity: 51 % Track Status: DRY

Stewards:

Race Director:

Timekeeper:





**Paul Ricard**  
**International GT Open**  
**Free Practice - 1**  
**Provisional Results by Class**



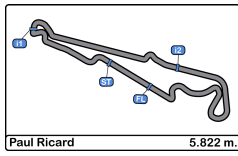
Cls	N°	Entrant/Team	Nat	Driver 1	Nat	Driver 2	Nat	Vehicle	Cat	Cls	Laps	Best	Time	Gap	Interval	Km/h
<b>AM</b>																
1	14	AKM Motorsport	ITA	Florian Scholze	DEU	Jens Liebhauser	DEU	Mercedes AMG GT3 - 2020	AM	1	14	8	2:02.687			170.8
2	8	Torcello / Il Barone Rampante	ITA	Giuseppe Cipriani	ITA			Lamborghini Huracan GT3 EVO	AM	2	8	7	2:03.454	0.767	0.767	169.7
3	6	Boutsen Ginion	BEL	François Grimm	CHE			Lamborghini Gallardo Reiter R-EX	AM	3	13	12	2:08.607	5.920	5.153	162.9
<b>PROAM</b>																
1	72	Inception Racing	GBR	Nick Moss	GBR	Joe Osborne	GBR	McLaren 720 S GT3	PROAM	1	14	4	2:03.284			170.0
2	88	JP Motorsport	POL	Patryk Krupinski	POL	Christian Klien	AUT	McLaren 720 S GT3	PROAM	2	11	4	2:03.386	0.102	0.102	169.8
3	7	Inception Racing	GBR	Brendan Iribe	USA	Ollie Millroy	GBR	McLaren 720 S GT3	PROAM	3	6	4	2:03.484	0.200	0.098	169.7
4	11	Reno Racing	DNK	Jens Reno Moller	DNK	Marcus Paverud	NOR	Honda NSX GT3 Evo	PROAM	4	14	3	2:03.571	0.287	0.087	169.6
5	22	Balfe Motorsport	GBR	Shaun Balfe	GBR	Adam Carroll	GBR	Audi R8 GT3 LMS 2019	PROAM	5	15	14	2:04.014	0.730	0.443	169.0
6	48	Winward	DEU	Markus Sattler	DEU	Nico Bastian	DEU	Mercedes AMG GT3 - 2020	PROAM	6	14	6	2:04.367	1.083	0.353	168.5
7	17	HP Racing International	DEU	Coach McKansy	DEU	Jan Seyffert	DEU	Lamborghini Huracan GT3 EVO	PROAM	7	15	10	2:06.640	3.356	2.273	165.5
8	47	AKM Motorsport	GBR	Alexander Moiseev	RUS	Loris Spinelli	ITA	Mercedes AMG GT3 - 2020	PROAM	8	3	2	2:08.686	5.402	2.046	162.8
<b>CUPAM</b>																
1	66	Vincenzo Sospiri Racing	ITA	Andrzej Lewandowski	POL			Lamborghini Huracan Super Trofeo Evo	CUPAM	1	11	11	2:12.267			158.4
2	27	Three Sixty Racing Team	AND	Marcio Mauro	BRA	Oscar Aristot	AND	Porsche 911 GT3 Cup gen 2	CUPAM	2	11	5	2:14.750	2.483	2.483	155.5
3	32	Three Sixty Racing Team	AND	Fernando Fortes	BRA			Porsche 911 GT3 Cup gen 2	CUPAM	3	3	2	2:14.938	2.671	0.188	155.3
4	126	Three Sixty Racing Team	AND	Albert Estragués	ESP			Transam Euro Ford Mustang 2018	CUPAM	4	8	7	2:16.700	4.433	1.762	153.3
<b>CUPPA</b>																
1	100	Alda Motorsport	POL	Jakub Dwernicki	POL	Jan Antoszewski	POL	Porsche 911 GT3 Cup gen 2	CUPPA	1	10	7	2:12.632			158.0
2	28	J. Morcillo / E2P Racing	ESP	Dino Zamparelli	GBR	Jan Klingenberg	CHE	Porsche 911 GT3 Cup gen 2	CUPPA	2	12	12	2:13.206	0.574	0.574	157.3
3	26	Q1 by EMG Motorsport	BEL	Maciej Darmetko	POL	Artur Janosz	POL	Porsche 911 GT3 Cup gen 2	CUPPA	3	12	4	2:14.417	1.785	1.211	155.9
4	191	PROsport Racing	DEU	Rodrigue Gillion	BEL	Nico Verdonck	BEL	Aston Martin Vantage	CUPPA	4	7	4	2:14.593	1.961	0.176	155.7
5	44	Eugenio Pisani	ITA	Eugenio Pisani	ITA	Stefano Bozzoni	ITA	Porsche 911 GT3 Cup gen 1	CUPPA	5	6	5	2:26.280	13.648	11.687	143.2
6	24	A&P Racing Team PTT Tech Support	POL	Maciej Blazek	POL	Mateusz Lisowski	POL	Porsche 991 GT3 Cup gen 2	CUPPA	6	1	1	18:37:38.3	18:35:25.	18:35:12.	00.0

Published at:.....

Track Temp: 25.6 °C    Air Temp: 15.8 °C    Humidity: 51 %    Track Status: DRY

<b>Stewards:</b>	<b>Race Director:</b>	<b>Timekeeper:</b> 
------------------	-----------------------	--





**Paul Ricard**  
International GT Open  
Free Practice - 1  
Lap Analysis



6							14						
1 François Grimm							1 Florian Scholze						
Lamborghini Gallardo Reiter R-EX							Mercedes AMG GT3 - 2020						
AM							AM						
2							2 Jens Liebhauser						
Boutsen Ginion							AKM Motorsport						
Lap D	Time	Sector 1	Sector 2	Sector 3	T. Spd	Elapsed	Lap D	Time	Sector 1	Sector 2	Sector 3	T. Spd	Elapsed
1	18:24:58.409	18:23:11.630	44.917	1:01.862	113.5	18:24:58.409	1	18:25:56.270	18:24:22.801	39.623	53.846	146.5	18:25:56.270
2	2:22.381	39.383	42.625	1:00.373	225.4	18:27:20.790	2	2:08.159	36.365	37.774	54.020	238.9	18:28:04.429
3	2:26.472 P	38.723	41.085	1:06.664	232.7	18:29:47.262	3	2:04.030	34.448	37.173	52.409	238.4	18:30:08.459
4	5:55.849	4:19.760	39.792	56.297	140.0	18:35:43.111	4	2:04.721	34.147	37.416	53.158	241.0	18:32:13.180
5	2:26.529	37.299	39.049	1:10.181	240.0	18:38:09.640	5	2:04.219	34.319	37.281	52.619	241.0	18:34:17.399
6	2:14.325	39.980	39.319	55.026	202.2	18:40:23.965	6	2:15.122 P	34.261	37.085	1:03.776	239.4	18:36:32.521
7	2:09.315	36.052	38.486	54.777	240.0	18:42:33.280	7	2:58.945	1:31.297	34.507	53.141	149.5	18:39:31.466
8	2:11.218	37.663	39.270	54.285	240.5	18:44:44.498	8	2:02.687	33.817	36.858	52.012	241.0	18:41:34.153
9	2:42.940 P	39.051	45.257	1:18.632	240.0	18:47:27.438	9	2:03.371	33.952	36.836	52.583	240.5	18:43:37.524
10	7:55.118	6:21.373	39.183	54.562	139.5	18:55:22.556	10	2:28.176 P	33.740	37.000	1:17.436	241.6	18:46:05.700
11	2:08.743	36.144	38.353	54.246	241.0	18:57:31.299	11	8:00.796	6:28.699	38.549	53.548	150.2	18:54:06.496
12	2:08.607	36.305	38.102	54.200	238.9	18:59:39.906	12	2:05.321	34.208	37.005	54.108	239.4	18:56:11.817
13	2:31.374 P	36.965	38.917	1:15.492	238.4	19:02:11.280	13	2:03.514	33.936	37.022	52.556	241.6	18:58:15.331

7							17						
1 Brendan Iribe							1 Coach McKansy						
McLaren 720 S GT3							Lamborghini Huracan GT3 EVO						
PROAM							PROAM						
2 Ollie Millroy							2 Jan Seyffert						
Inception Racing							HP Racing International						
Lap D	Time	Sector 1	Sector 2	Sector 3	T. Spd	Elapsed	Lap D	Time	Sector 1	Sector 2	Sector 3	T. Spd	Elapsed
1	18:45:02.337	18:43:31.668	37.433	53.236	144.7	18:45:02.337	1	18:23:29.064	18:21:48.244	42.874	57.946	110.6	18:23:29.064
2	3:19.130 P	48.393	58.023	1:32.714	155.1	18:48:21.467	2	2:15.371	38.092	40.179	57.100	224.5	18:25:44.435
3	5:55.757	4:22.976	39.623	53.158	126.1	18:54:17.224	3	2:10.743	36.272	39.057	55.414	233.2	18:27:55.178
4	2:03.484	34.169	36.989	52.326	240.0	18:56:20.708	4	2:18.782 P	35.438	38.759	1:04.585	234.2	18:30:13.960
5	2:03.879	34.023	37.361	52.495	240.0	18:58:24.587	5	3:06.797	1:34.621	37.995	54.181	144.9	18:33:20.757
6	2:17.999 P	34.310	37.487	1:06.202	240.5	19:00:42.586	6	2:07.124	35.093	37.966	54.065	234.2	18:35:27.881

8							22						
1 Giuseppe Cipriani							1 Shaun Balfe						
Lamborghini Huracan GT3 EVO							Audi R8 GT3 LMS 2019						
AM							PROAM						
2 Torcello / Il Barone Rampante							2 Adam Carroll						
Balfe Motorsport							Balfe Motorsport						
Lap D	Time	Sector 1	Sector 2	Sector 3	T. Spd	Elapsed	Lap D	Time	Sector 1	Sector 2	Sector 3	T. Spd	Elapsed
1	18:24:54.920	18:23:22.009	38.934	53.977	147.9	18:24:54.920	1	18:22:34.935	18:20:59.525	39.782	55.628	136.7	18:22:34.935
2	2:05.628	34.582	37.945	53.101	233.7	18:27:00.548	2	2:09.043	35.779	38.797	54.467	233.7	18:24:43.978
3	2:04.808	34.299	37.531	52.978	235.8	18:29:05.356	3	2:06.042	34.667	38.015	53.360	234.2	18:26:50.020
4	2:20.684 P	34.229	38.200	1:08.255	235.8	18:31:26.040	4	2:05.506	34.586	37.881	53.039	234.7	18:28:55.526
5	5:55.968	4:23.015	38.439	54.514	150.4	18:37:22.008	5	2:05.311	34.384	37.781	53.146	234.2	18:31:00.837
6	2:06.296	34.418	38.539	53.339	235.8	18:39:28.304	6	2:05.337	34.471	37.949	52.917	235.8	18:33:06.174
7	2:03.454	33.676	37.318	52.460	236.3	18:41:31.758	7	2:04.685	34.293	37.633	52.759	235.2	18:35:10.859
8	2:19.586 P	34.650	40.249	1:04.687	237.3	18:43:51.344	8	2:26.711 P	37.184	41.052	1:08.475	238.4	18:37:37.570

11							14						
1 Jens Reno Moller							1 Florian Scholze						
Honda NSX GT3 Evo							Mercedes AMG GT3 - 2020						
PROAM							AM						
2 Marcus Paverud							2 Jens Liebhauser						
Reno Racing							AKM Motorsport						
Lap D	Time	Sector 1	Sector 2	Sector 3	T. Spd	Elapsed	Lap D	Time	Sector 1	Sector 2	Sector 3	T. Spd	Elapsed
1	18:22:52.330	18:21:14.834	41.066	56.430	125.2	18:22:52.330	1	18:25:56.270	18:24:22.801	39.623	53.846	146.5	18:25:56.270
2	2:05.953	35.019	37.581	53.353	240.0	18:24:58.283	2	2:08.159	36.365	37.774	54.020	238.9	18:28:04.429
3	2:03.571	34.909	35.988	52.674	241.6	18:27:01.854	3	2:04.030	34.448	37.173	52.409	238.4	18:30:08.459
4	2:04.530	34.648	36.794	53.088	242.6	18:29:06.384	4	2:04.721	34.147	37.416	53.158	241.0	18:32:13.180
5	2:05.207	34.404	37.660	53.143	242.6	18:31:11.591	5	2:04.219	34.319	37.281	52.619	241.0	18:34:17.399
6	2:04.342	34.443	37.274	52.625	242.1	18:33:15.933	6	2:15.122 P	34.261	37.085	1:03.776	239.4	18:36:32.521
7	2:05.252	34.825	37.350	53.077	241.6	18:35:21.185	7	2:58.945	1:31.297	34.507	53.141	149.5	18:39:31.466
8	2:04.964	34.430	37.263	53.271	242.1	18:37:26.149	8	2:02.687	33.817	36.858	52.012	241.0	18:41:34.153
9	3:14.874 P	34.812	38.755	2:01.307	243.2	18:40:41.023	9	2:03.371	33.952	36.836	52.583	240.5	18:43:37.524
10	2:29.541	59.164	37.752	52.625	113.4	18:43:10.564	10	2:28.176 P	33.740	37.000	1:17.436	241.6	18:46:05.700
11	8:32.643 P	34.592	36.981	7:21.070	241.6	18:51:43.207	11	8:00.796	6:28.699	38.549	53.548	150.2	18:54:06.496
12	2:48.906	1:16.363	39.059	53.484	101.3	18:54:32.113	12	2:05.321	34.208	37.005	54.108	239.4	18:56:11.817
13	2:05.919	34.727	38.035	53.157	242.1	18:56:38.032	13	2:03.514	33.936	37.022	52.556	241.6	18:58:15.331
14	2:05.147	34.432	37.453	53.262	242.6	18:58:43.179	14	2:16.903 P	33.827	37.880	1:05.196	241.0	19:00:32.234
15		37.185	40.964		218.6								





**Paul Ricard**  
International GT Open  
Free Practice - 1  
Lap Analysis



**24** 1 Maciej Blazek Porsche 991 GT3 Cup gen 2  
CUPPA 2 Mateusz Lisowski A&P Racing Team PTT Tech Support

Lap D	Time	Sector 1	Sector 2	Sector 3	T. Spd	Elapsed
1	18:37:38.326	P		18:37:38.326		18:37:38.326

**26** 1 Maciej Darmetko Porsche 911 GT3 Cup gen 2  
CUPPA 2 Artur Janosz Q1 by EMG Motorsport

Lap D	Time	Sector 1	Sector 2	Sector 3	T. Spd	Elapsed	
1	18:23:51.000	18:22:06.884	43.713	1:00.403	100.0	18:23:51.000	
2	2:15.485	37.641	40.136	57.708	228.8	18:26:06.485	
3	2:15.090	37.345	40.001	57.744	230.2	18:28:21.575	
4	2:14.417	37.277	39.987	57.153	232.7	18:30:35.992	
5	2:14.572	36.793	40.018	57.761	230.7	18:32:50.564	
6	2:15.761	37.173	40.067	58.521	230.2	18:35:06.325	
7	2:15.642	37.209	40.289	58.144	229.7	18:37:21.967	
8	2:30.392	P	38.688	45.860	1:05.844	207.6	18:39:52.359
9	7:20.677	P	5:03.710	52.859	1:24.108	144.5	18:47:13.036
10	7:06.675	5:28.623	40.218	57.834	137.7	18:54:19.711	
11	2:15.019	36.658	41.296	57.065	231.2	18:56:34.730	
12	2:24.926	P	36.853	41.113	1:06.960	230.7	18:58:59.656

**27** 1 Marcio Mauro Porsche 911 GT3 Cup gen 2  
CUPAM 2 Oscar Aristot Three Sixty Racing Team

Lap D	Time	Sector 1	Sector 2	Sector 3	T. Spd	Elapsed	
1	18:26:05.889	18:24:04.449	53.576	1:07.864	98.2	18:26:05.889	
2	2:48.167	P	39.310	43.523	1:25.334	186.2	18:28:54.056
3	2:36.173	55.103	42.170	58.900	129.4	18:31:30.229	
4	2:16.286	37.482	40.627	58.177	237.3	18:33:46.515	
5	2:14.750	37.682	39.554	57.514	236.3	18:36:01.265	
6	2:18.764	37.336	40.735	1:00.693	237.8	18:38:20.029	
7	2:16.250	37.980	39.948	58.322	236.8	18:40:36.279	
8	8:08.140	P	37.131	40.601	6:50.408	206.8	18:48:44.419
9	5:42.467	3:58.326	43.550	1:00.591	115.5	18:54:26.886	
10	2:19.878	38.865	41.431	59.582	240.5	18:56:46.764	
11	2:19.916	39.926	41.483	58.507	216.4	18:59:06.680	
12		39.368	43.616		170.6		

**28** 1 Dino Zamparelli Porsche 911 GT3 Cup gen 2  
CUPPA 2 Jan Klingelberg J. Morcillo / E2P Racing

Lap D	Time	Sector 1	Sector 2	Sector 3	T. Spd	Elapsed	
1	18:23:43.644	18:21:51.033	48.627	1:03.984	104.1	18:23:43.644	
2	2:18.855	38.792	41.500	58.563	227.3	18:26:02.499	
3	2:16.054	37.502	40.702	57.850	227.8	18:28:18.553	
4	2:14.409	37.171	40.258	56.980	228.8	18:30:32.962	
5	2:14.080	37.033	40.116	56.931	228.8	18:32:47.042	
6	5:29.451	P	36.974	40.330	4:12.147	228.8	18:38:16.493
7	2:48.851	1:02.574	45.678	1:00.599	108.0	18:41:05.344	
8	2:16.489	38.804	40.291	57.394	227.8	18:43:21.833	
9	6:22.063	P	36.790	39.994	5:05.279	229.2	18:49:43.896
10	4:39.867	3:02.635	40.686	56.546	125.1	18:54:23.763	
11	2:13.887	37.353	39.928	56.606	230.2	18:56:37.650	
12	2:13.206	36.867	39.813	56.526	229.7	18:58:50.856	
13		36.914	39.989		229.2		

**32** 1 Fernando Fortes Porsche 911 GT3 Cup gen 2  
CUPAM 2 Three Sixty Racing Team

Lap D	Time	Sector 1	Sector 2	Sector 3	T. Spd	Elapsed
1	18:54:23.745			18:54:23.745		18:54:23.745
2	2:14.938			18:56:38.683		18:56:38.683
3	2:25.585			18:59:04.268		18:59:04.268

**44** 1 Eugenio Pisani Porsche 911 GT3 Cup gen 1  
CUPPA 2 Stefano Bozzoni Eugenio Pisani

Lap D	Time	Sector 1	Sector 2	Sector 3	T. Spd	Elapsed	
1	18:28:06.943	18:26:01.854	49.073	1:16.016	108.0	18:28:06.943	
2	3:17.299	P	41.819	1:00.465	1:35.015	230.7	18:31:24.242
3	5:07.121	3:16.641	46.289	1:04.191	140.2	18:36:31.363	
4	2:27.899	39.873	44.765	1:03.261	229.2	18:38:59.262	
5	2:26.280	39.660	44.353	1:02.267	231.7	18:41:25.542	
6	13:40.965	P		14:43.232	229.2	18:55:06.507	

**47** 1 Alexander Moiseev Mercedes AMG GT3 - 2020  
PROAM 2 Loris Spinelli AKM Motorsport

Lap D	Time	Sector 1	Sector 2	Sector 3	T. Spd	Elapsed	
1	18:27:29.974	18:25:57.146	38.567	54.261	148.3	18:27:29.974	
2	2:08.686	34.660	38.280	55.746	237.8	18:29:38.660	
3	2:21.787	P	34.922	38.127	1:08.738	236.8	18:32:00.447

**48** 1 Markus Sattler Mercedes AMG GT3 - 2020  
PROAM 2 Nico Bastian Winward

Lap D	Time	Sector 1	Sector 2	Sector 3	T. Spd	Elapsed	
1	18:22:37.113	18:21:04.229	38.614	54.270	142.4	18:22:37.113	
2	2:09.053	35.440	40.268	53.345	237.3	18:24:46.166	
3	2:06.309	34.681	38.209	53.419	238.4	18:26:52.475	
4	2:04.527	34.291	37.544	52.692	239.4	18:28:57.002	
5	2:05.921	34.325	37.656	53.940	238.9	18:31:02.923	
6	2:04.367	34.406	37.448	52.513	239.4	18:33:07.290	
7	2:05.888	34.840	37.710	53.338	239.4	18:35:13.178	
8	2:07.684	35.466	38.052	54.166	240.0	18:37:20.862	
9	4:36.421	P	34.588	39.787	3:22.046	239.4	18:41:57.283
10	2:22.370	51.644	38.158	52.568	148.3	18:44:19.653	
11	7:30.395	P	34.826	49.135	6:06.434	238.4	18:51:50.048
12	2:46.576	1:11.948	40.218	54.410	140.8	18:54:36.624	
13	2:05.130	34.426	37.719	52.985	240.0	18:56:41.754	
14	2:10.640	34.324	43.353	52.963	241.0	18:58:52.394	
15		37.020	40.677		228.8		

**66** 1 Andrzej Lewandowski Lamborghini Huracan Super Trofeo Evo  
CUPAM 2 Vincenzo Sospiri Racing

Lap D	Time	Sector 1	Sector 2	Sector 3	T. Spd	Elapsed	
1	18:26:44.599	18:25:03.614	42.358	58.627	121.6	18:26:44.599	
2	2:15.991	37.353	40.555	58.083	222.6	18:29:00.590	
3	2:16.017	37.040	42.070	56.907	221.7	18:31:16.607	
4	2:14.307	36.782	40.214	57.311	225.0	18:33:30.914	
5	2:13.519	36.676	40.706	56.137	223.6	18:35:44.433	
6	5:47.101	P	36.677	39.793	4:30.631	225.9	18:41:31.534
7	2:47.966	1:05.516	44.457	57.993	113.5	18:44:19.500	
8	8:18.636	P	37.898	53.496	6:47.242	223.1	18:52:38.136
9	2:33.414	54.935	40.879	57.600	132.0	18:55:11.550	
10	2:12.849	36.696	39.793	56.360	225.0	18:57:24.399	
11	2:12.267	36.223	39.852	56.192	223.1	18:59:36.666	
12		36.106	41.374		224.5		





**Paul Ricard**  
**International GT Open**  
**Free Practice - 1**  
**Lap Analysis**



**72**

1 Nick Moss McLaren 720 S GT3  
 PROAM 2 Joe Osborne Inception Racing

Lap D	Time	Sector 1	Sector 2	Sector 3	T. Spd	Elapsed
1	18:22:30.849	18:20:50.075	43.999	56.775	145.5	18:22:30.849
2	2:09.255	36.681	38.873	53.701	236.8	18:24:40.104
3	2:04.397	34.525	37.197	52.675	237.8	18:26:44.501
4	<b>2:03.284</b>	34.128	37.053	<b>52.103</b>	238.4	18:28:47.785
5	2:03.589	34.001	<b>36.912</b>	52.676	239.4	18:30:51.374
6	2:14.279 P	<b>33.950</b>	37.190	1:03.139	240.0	18:33:05.653
7	4:07.659	2:31.103	38.904	57.652	150.2	18:37:13.312
8	2:47.028	43.064	47.068	1:16.896	167.1	18:40:00.340
9	2:06.425	34.452	37.515	54.458	238.4	18:42:06.765
10	2:11.718 P	34.264	38.164	59.290	238.4	18:44:18.483
11	10:26.165	8:55.362	37.543	53.260	125.5	18:54:44.648
12	2:04.633	34.094	37.516	53.023	237.8	18:56:49.281
13	2:06.561	35.659	38.216	52.686	240.0	18:58:55.842
14	2:36.376 P	34.903	38.669	1:22.804	240.5	19:01:32.218

**88**

1 Patryk Krupinski McLaren 720 S GT3  
 PROAM 2 Christian Klien JP Motorsport

Lap D	Time	Sector 1	Sector 2	Sector 3	T. Spd	Elapsed
1	18:25:52.990	18:24:21.406	37.833	53.751	148.1	18:25:52.990
2	2:06.627	34.591	38.867	53.169	241.6	18:27:59.617
3	2:04.929	34.556	37.048	53.325	241.0	18:30:04.546
4	<b>2:03.386</b>	33.908	37.172	52.306	243.2	18:32:07.932
5	2:03.960	34.200	37.347	52.413	243.2	18:34:11.892
6	2:03.695	34.026	37.101	52.568	242.6	18:36:15.587
7	7:49.147 P	34.057	37.571	6:37.519	243.2	18:44:04.734
8	5:57.790 P	51.726	53.306	4:12.758	152.5	18:50:02.524
9	4:15.557	2:42.767	38.374	54.416	137.9	18:54:18.081
10	2:03.548	34.345	37.183	<b>52.020</b>	242.1	18:56:21.629
11	2:05.076	33.853	37.083	54.140	243.2	18:58:26.705
12		<b>33.816</b>	<b>36.657</b>		244.8	

**100**

1 Jakub Dwernicki Porsche 911 GT3 Cup gen 2  
 CUPPA 2 Jan Antoszewski Alda Motorsport

Lap D	Time	Sector 1	Sector 2	Sector 3	T. Spd	Elapsed
1	18:23:18.651			<b>18:23:18.651</b>		18:23:18.651
2	2:27.893			18:25:46.544		18:25:46.544
3	2:33.425			18:28:19.969		18:28:19.969
4	10:01.260			18:38:21.229		18:38:21.229
5	2:14.484			18:40:35.713		18:40:35.713
6	2:13.445			18:42:49.158		18:42:49.158
7	<b>2:12.632</b>			18:45:01.790		18:45:01.790
8	3:17.187			18:48:18.977		18:48:18.977
9	6:06.140			18:54:25.117		18:54:25.117
10	4:40.925			18:59:06.042		18:59:06.042

**126**

1 Albert Estragués Transam Euro Ford Mustang 2018  
 CUPAM 2 Three Sixty Racing Team

Lap D	Time	Sector 1	Sector 2	Sector 3	T. Spd	Elapsed
1	18:32:10.812 P			18:32:10.812		18:32:10.812
2	4:38.906 P	1:08.359	46.826	2:43.721	88.4	18:36:49.718
3	2:50.904	1:01.365	46.505	1:03.034	110.2	18:39:40.622
4	2:18.932	39.042	41.357	58.533	217.7	18:41:59.554
5	9:10.053 P	38.115	41.576	7:50.362	230.2	18:51:09.607
6	3:22.973	1:42.474	41.498	59.001	119.2	18:54:32.580
7	<b>2:16.700</b>	37.819	<b>40.361</b>	<b>58.520</b>	230.2	18:56:49.280
8	2:21.338	<b>37.811</b>	41.552	1:01.975	231.2	18:59:10.618
9		38.586	48.486		230.7	

**191**

1 Rodrigue Gillon Aston Martin Vantage  
 CUPPA 2 Nico Verdonck PROsport Racing

Lap D	Time	Sector 1	Sector 2	Sector 3	T. Spd	Elapsed
1	18:28:21.392	18:26:36.072	44.379	1:00.941	112.1	18:28:21.392
2	2:17.695	38.672	40.881	58.142	232.2	18:30:39.087
3	2:16.307	37.667	40.945	57.695	232.2	18:32:55.394
4	<b>2:14.593</b>	37.146	40.221	<b>57.226</b>	231.7	18:35:09.987
5	16:15.478 P	<b>36.749</b>	<b>39.756</b>	14:58.973	232.7	18:51:25.465
6	4:13.466 P	1:41.182	44.377	1:47.907	97.9	18:55:38.931
7	2:32.504	53.865	40.598	58.041	140.2	18:58:11.435
8		36.974	40.498		232.2	







**Paul Ricard**  
**International GT Open**  
**Free Practice - 1**  
**Best Sectors Results**



Sector - 1				Sector - 2				Sector - 3				Ideal Lap vs Best Lap				
Clas	Nº	Driver	Time	Nº	Driver	Time	Nº	Driver	Time	Clas	Nº	Driver	Ideal Lap	Best Lap	Clas	
1	8	Giuseppe Cipriani	33.676	14	Scholze - Liebhauser	34.507	14	Scholze - Liebhauser	52.012	1	14	Scholze - Liebhauser	2:00.259	2:02.687	1	
2	14	Scholze - Liebhauser	33.740	11	Reno Moller - Paverud	35.988	88	Krupinski - Klien	52.020	2	88	Krupinski - Klien	2:02.493	2:03.386	3	
3	88	Krupinski - Klien	33.816	88	Krupinski - Klien	36.657	72	Moss - Osborne	52.103	3	72	Moss - Osborne	2:02.965	2:03.284	2	
4	72	Moss - Osborne	33.950	72	Moss - Osborne	36.912	7	Iribe - Millroy	52.326	4	11	Reno Moller - Paverud	2:03.017	2:03.571	6	
5	22	Balfe - Carroll	33.987	7	Iribe - Millroy	36.989	22	Balfe - Carroll	52.410	5	7	Iribe - Millroy	2:03.338	2:03.484	5	
6	7	Iribe - Millroy	34.023	8	Giuseppe Cipriani	37.318	8	Giuseppe Cipriani	52.460	6	8	Giuseppe Cipriani	2:03.454	2:03.454	4	
7	48	Sattler - Bastian	34.291	48	Sattler - Bastian	37.448	48	Sattler - Bastian	52.513	7	22	Balfe - Carroll	2:03.864	2:04.014	7	
8	11	Reno Moller - Paverud	34.404	22	Balfe - Carroll	37.467	11	Reno Moller - Paverud	52.625	8	48	Sattler - Bastian	2:04.252	2:04.367	8	
9	47	Moiseev - Spinelli	34.660	17	McKansy - Seyffert	37.798	17	McKansy - Seyffert	53.746	9	17	McKansy - Seyffert	2:06.506	2:06.640	9	
10	17	McKansy - Seyffert	34.962	6	François Grimm	38.102	6	François Grimm	54.200	10	47	Moiseev - Spinelli	2:07.048	2:08.686	11	
11	6	François Grimm	36.052	47	Moiseev - Spinelli	38.127	47	Moiseev - Spinelli	54.261	11	6	François Grimm	2:08.354	2:08.607	10	
12	66	Andrzej Lewandowski	36.106	27	Mauro - Aristot	39.554	66	Andrzej Lewandowski	56.137	12	66	Andrzej Lewandowski	2:12.036	2:12.267	12	
13	26	Darmetko - Janosz	36.658	191	Gillion - Verdonck	39.756	28	Zamparelli - Klingelberg	56.526	13	28	Zamparelli - Klingelberg	2:13.129	2:13.206	14	
14	191	Gillion - Verdonck	36.749	66	Andrzej Lewandowski	39.793	26	Darmetko - Janosz	57.065	14	26	Darmetko - Janosz	2:13.710	2:14.417	15	
15	28	Zamparelli - Klingelberg	36.790	28	Zamparelli - Klingelberg	39.813	191	Gillion - Verdonck	57.226	15	191	Gillion - Verdonck	2:13.731	2:14.593	16	
16	27	Mauro - Aristot	37.131	26	Darmetko - Janosz	39.987	27	Mauro - Aristot	57.514	16	27	Mauro - Aristot	2:14.199	2:14.750	17	
17	126	Albert Estragués	37.811	126	Albert Estragués	40.361	126	Albert Estragués	58.520	17	126	Albert Estragués	2:16.692	2:16.700	19	
18	44	Pisani - Bozzoni	39.660	44	Pisani - Bozzoni	44.353	44	Pisani - Bozzoni	1:02.267	18	44	Pisani - Bozzoni	2:26.280	2:26.280	20	
19	100	Dwernicki - Antoszewski	Transpon	100	Dwernicki - Antoszewski	Transpon	100	Dwernicki - Antoszewski	Transpon	19	100	Dwernicki - Antoszewski	Transpon	2:12.632	13	
20	24	Blazek - Lisowski	Transpon	24	Blazek - Lisowski	Transpon	24	Blazek - Lisowski	Transpon	20	24	Blazek - Lisowski	Transpon	Transpo	21	
21	32	Fernando Fortes	Transpon	32	Fernando Fortes	Transpon	32	Fernando Fortes	Transpon	21	32	Fernando Fortes	Transpon	2:14.938	18	





**Paul Ricard**  
**International GT Open**  
**Free Practice - 1**  
**Best 5 Lap Times**



Cl	N°	Entrant/Team	Nat	Driver 1	Nat	Status	Driver 2	Nat	Status	Vehicle	Cat	Cl	Best 1		Best 2		Best 3		Best 4		Best 5		
													Time	Lap	Time	Lap	Time	Lap	Time	Lap	Time	Lap	
1	14	AKM Motorsport		Florian Scholze			Jens Liebhauser			Mercedes AMG GT3 - 2020	AM	1	<b>2:02.687</b>	8	2:03.371	9	2:03.514	13	2:04.030	3	2:04.219	5	
2	72	Inception Racing		Nick Moss			Joe Osborne			McLaren 720 S GT3	PROAM	1	<b>2:03.284</b>	4	2:03.589	5	2:04.397	3	2:04.633	12	2:06.425	9	
3	88	JP Motorsport		Patryk Krupinski			Christian Klien			McLaren 720 S GT3	PROAM	2	<b>2:03.386</b>	4	2:03.548	10	2:03.695	6	2:03.960	5	2:04.929	3	
4	8	Torcello / Il Barone Rampante		Giuseppe Cipriani						Lamborghini Huracan GT3 EVO	AM	2	<b>2:03.454</b>	7	2:04.808	3	2:05.628	2	2:06.296	6	2:19.586	8	
5	7	Inception Racing		Brendan Iribe			Ollie Millroy			McLaren 720 S GT3	PROAM	3	<b>2:03.484</b>	4	2:03.879	5	2:17.999	6	3:19.130	2	5:55.757	3	
6	11	Reno Racing		Jens Reno Moller			Marcus Paverud			Honda NSX GT3 Evo	PROAM	4	<b>2:03.571</b>	3	2:04.342	6	2:04.530	4	2:04.964	8	2:05.147	14	
7	22	Balfe Motorsport		Shaun Balfe			Adam Carroll			Audi R8 GT3 LMS 2019	PROAM	5	<b>2:04.014</b>	14	2:04.129	13	2:04.685	7	2:05.311	5	2:05.337	6	
8	48	Winward		Markus Sattler			Nico Bastian			Mercedes AMG GT3 - 2020	PROAM	6	<b>2:04.367</b>	6	2:04.527	4	2:05.130	13	2:05.888	7	2:05.921	5	
9	17	HP Racing International		Coach McKansy			Jan Seyffert			Lamborghini Huracan GT3 EVO	PROAM	7	<b>2:06.640</b>	10	2:07.124	6	2:07.239	7	2:07.510	8	2:07.758	9	
10	6	Boutsen Ginion		François Grimm						Lamborghini Gallardo Reiter R-EX	AM	3	<b>2:08.607</b>	12	2:08.743	11	2:09.315	7	2:11.218	8	2:14.325	6	
11	47	AKM Motorsport		Alexander Moiseev			Loris Spinelli			Mercedes AMG GT3 - 2020	PROAM	8	<b>2:08.686</b>	2	2:21.787	3							
12	66	Vincenzo Sospiri Racing		Andrzej Lewandowski						Lamborghini Huracan Super Trofeo	CUPAM	1	<b>2:12.267</b>	11	2:12.849	10	2:13.519	5	2:14.307	4	2:15.991	2	
13	100	Alda Motorsport		Jakub Dwernicki			Jan Antoszewski			Porsche 911 GT3 Cup gen 2	CUPPA	1	<b>2:12.632</b>	7	2:13.445	6	2:14.484	5	2:27.893	2	2:33.425	3	
14	28	J. Morcillo / E2P Racing		Dino Zamparelli			Jan Klingelberg			Porsche 911 GT3 Cup gen 2	CUPPA	2	<b>2:13.206</b>	12	2:13.887	11	2:14.080	5	2:14.409	4	2:16.054	3	
15	26	Q1 by EMG Motorsport		Maciej Darmetko			Artur Janosz			Porsche 911 GT3 Cup gen 2	CUPPA	3	<b>2:14.417</b>	4	2:14.572	5	2:15.019	11	2:15.090	3	2:15.485	2	
16	191	PROsport Racing		Rodrigue Gillion			Nico Verdonck			Aston Martin Vantage	CUPPA	4	<b>2:14.593</b>	4	2:16.307	3	2:17.695	2	2:32.504	7	4:13.466	6	
17	27	Three Sixty Racing Team		Marcio Mauro			Oscar Aristot			Porsche 911 GT3 Cup gen 2	CUPAM	2	<b>2:14.750</b>	5	2:16.250	7	2:16.286	4	2:18.764	6	2:19.878	10	
18	32	Three Sixty Racing Team		Fernando Fortes						Porsche 911 GT3 Cup gen 2	CUPAM	3	<b>2:14.938</b>	2	2:25.585	3							
19	126	Three Sixty Racing Team		Albert Estragués						Transam Euro Ford Mustang 2018	CUPAM	4	<b>2:16.700</b>	7	2:18.932	4	2:21.338	8	2:50.904	3	3:22.973	6	
20	44	Eugenio Pisani		Eugenio Pisani			Stefano Bozzoni			Porsche 911 GT3 Cup gen 1	CUPPA	5	<b>2:26.280</b>	5	2:27.899	4	3:17.299	2	5:07.121	3	13:40.96	6	
21	24	A&P Racing Team PTT Tech Support		Maciej Blazek			Mateusz Lisowski			Porsche 991 GT3 Cup gen 2	CUPPA	6											





**Paul Ricard**  
**International GT Open**  
**Free Practice - 1**  
**Best 5 Top Speeds**



Paul Ricard 5.822 m.

Cl	N°	Entrant/Team	Nat	Driver 1	Nat	Driver 2	Nat	Vehicle	Cat	Cl	Top 1		Top 2		Top 3		Top 4		Top 5		Avg
											Km/h	Lap	Km/h	Lap	Km/h	Lap	Km/h	Lap	Km/h	Lap	
1	88	JP Motorsport		Patryk Krupinski		Christian Klien		McLaren 720 S GT3	PROAM	1	244.8	12	243.2	4	243.2	5	243.2	7	243.2	11	243.5
2	11	Reno Racing		Jens Reno Moller		Marcus Paverud		Honda NSX GT3 Evo	PROAM	2	243.2	9	242.6	4	242.6	5	242.6	14	242.1	6	242.6
3	14	AKM Motorsport		Florian Scholze		Jens Liebhauser		Mercedes AMG GT3 - 2020	AM	1	241.6	10	241.6	13	241.0	4	241.0	5	241.0	8	241.2
4	6	Boutsen Ginion		François Grimm				Lamborghini Gallardo Reiter R-EX	AM	2	241.0	11	240.5	8	240.0	5	240.0	7	240.0	9	240.3
5	48	Winward		Markus Sattler		Nico Bastian		Mercedes AMG GT3 - 2020	PROAM	3	241.0	14	240.0	8	240.0	13	239.4	4	239.4	6	240.0
6	7	Inception Racing		Brendan Iribe		Ollie Millroy		McLaren 720 S GT3	PROAM	4	240.5	6	240.0	4	240.0	5	155.1	2	144.7	1	204.0
7	27	Three Sixty Racing Team		Marcio Mauro		Oscar Aristot		Porsche 911 GT3 Cup gen 2	CUPAM	1	240.5	10	237.8	6	237.3	4	236.8	7	236.3	5	237.7
8	72	Inception Racing		Nick Moss		Joe Osborne		McLaren 720 S GT3	PROAM	5	240.5	14	240.0	6	240.0	13	239.4	5	238.4	4	239.6
9	22	Balfe Motorsport		Shaun Balfe		Adam Carroll		Audi R8 GT3 LMS 2019	PROAM	6	238.9	13	238.4	8	237.3	15	236.3	14	235.8	6	237.3
10	47	AKM Motorsport		Alexander Moiseev		Loris Spinelli		Mercedes AMG GT3 - 2020	PROAM	7	237.8	2	236.8	3	148.3	1					207.6
11	8	Torcello / Il Barone Rampante		Giuseppe Cipriani				Lamborghini Huracan GT3 EVO	AM	3	237.3	8	236.3	7	235.8	3	235.8	4	235.8	6	236.2
12	17	HP Racing International		Coach McKansy		Jan Seyffert		Lamborghini Huracan GT3 EVO	PROAM	8	236.8	9	236.3	14	236.3	15	235.8	11	235.8	13	236.2
13	26	Q1 by EMG Motorsport		Maciej Darmetko		Artur Janosz		Porsche 911 GT3 Cup gen 2	CUPPA	1	232.7	4	231.2	11	230.7	5	230.7	12	230.2	3	231.1
14	191	PROsport Racing		Rodrigue Gillion		Nico Verdonck		Aston Martin Vantage	CUPPA	2	232.7	5	232.2	2	232.2	3	232.2	8	231.7	4	232.2
15	44	Eugenio Pisani		Eugenio Pisani		Stefano Bozzoni		Porsche 911 GT3 Cup gen 1	CUPPA	3	231.7	5	230.7	2	229.2	4	229.2	6	140.2	3	212.2
16	126	Three Sixty Racing Team		Albert Estragués				Transam Euro Ford Mustang 2018	CUPAM	2	231.2	8	230.7	9	230.2	5	230.2	7	217.7	4	228.0
17	28	J. Morcillo / E2P Racing		Dino Zamparelli		Jan Klingelberg		Porsche 911 GT3 Cup gen 2	CUPPA	4	230.2	11	229.7	12	229.2	9	229.2	13	228.8	4	229.4
18	66	Vincenzo Sospiri Racing		Andrzej Lewandowski				Lamborghini Huracan Super Trofeo	CUPAM	3	225.9	6	225.0	4	225.0	10	224.5	12	223.6	5	224.8







**Paul Ricard**  
**International GT Open**  
**Free Practice - 1**  
**Fastest Laps Sequence**



Lap	Time of Day	Session Time	Nº	Entrant/Team	Nat	Driver 1	Nat	Driver 2	Nat	Vehicle	Cat	Time	Km/h
2	18:24:40.104	4:40.104	72	Inception Racing		Nick Moss		Joe Osborne		McLaren 720 S GT3	PROAM	2:09.255	162.1
2	18:24:43.978	4:43.978	22	Balfe Motorsport		Shaun Balfe		Adam Carroll		Audi R8 GT3 LMS 2019	PROAM	2:09.043	162.4
2	18:24:58.283	4:58.283	11	Reno Racing		Jens Reno Moller		Marcus Paverud		Honda NSX GT3 Evo	PROAM	2:05.953	166.4
3	18:26:44.501	6:44.501	72	Inception Racing		Nick Moss		Joe Osborne		McLaren 720 S GT3	PROAM	2:04.397	168.4
3	18:27:01.854	7:01.854	11	Reno Racing		Jens Reno Moller		Marcus Paverud		Honda NSX GT3 Evo	PROAM	2:03.571	169.6
4	18:28:47.785	8:47.785	72	Inception Racing		Nick Moss		Joe Osborne		McLaren 720 S GT3	PROAM	2:03.284	170.0
8	18:41:34.153	21:34.153	14	AKM Motorsport		Florian Scholze		Jens Liebhauser		Mercedes AMG GT3 - 2020	AM	2:02.687	170.8



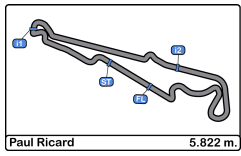


**Paul Ricard**  
**International GT Open**  
**Free Practice - 1**  
**Event Best Maximum Speed**



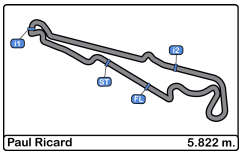
Nº	Entrant/Team	Nat	Driver 1	Nat	Driver 2	Nat	Vehicle	Cat	Km/h	Session
4	Team Lazarus	ITA	Ivan Peklin	UKR	Jordan Pepper	ZAF	Bentley Continental GT3	PRO	246.5	Private test - 2
11	Reno Racing	DNK	Jens Reno Moller	DNK	Marcus Paverud	NOR	Honda NSX GT3 Evo	PROAM	244.8	Private test - 2
88	JP Motorsport	POL	Patryk Krupinski	POL	Christian Klien	AUT	McLaren 720 S GT3	PROAM	244.8	Free Practice - 1
77	Lechner Racing	AUT	Al Faisal Al Zubair	OMN	Andy Soucek	ESP	Porsche 911 GT3-R II 2019	PRO	242.6	Private test - 2
7	Inception Racing	GBR	Brendan Iribe	USA	Ollie Millroy	GBR	McLaren 720 S GT3	PROAM	241.6	Private test - 2
48	Winward	DEU	Markus Sattler	DEU	Nico Bastian	DEU	Mercedes AMG GT3 - 2020	PROAM	241.6	Private test - 2
14	AKM Motorsport	SMR	Florian Scholze	DEU	Jens Liebhauser	DEU	Mercedes AMG GT3 - 2020	AM	241.6	Free Practice - 1
47	AKM Motorsport	SMR	Alexander Moiseev	RUS	Loris Spinelli	ITA	Mercedes AMG GT3 - 2020	PROAM	241.0	Private test - 1
6	Boutsen Ginion	BEL	François Grimm	CHE			Lamborghini Gallardo Reiter R-EX	AM	241.0	Free Practice - 1
72	Inception Racing	GBR	Nick Moss	GBR	Joe Osborne	GBR	McLaren 720 S GT3	PROAM	240.5	Private test - 2
27	Three Sixty Racing Team	AND	Marcio Mauro	BRA	Oscar Aristot	AND	Porsche 911 GT3 Cup gen 2	CUPAM	240.5	Free Practice - 1
22	Balfe Motorsport	GBR	Shaun Balfe	GBR	Adam Carroll	GBR	Audi R8 GT3 LMS 2019	PROAM	238.9	Free Practice - 1
17	HP Racing International	DEU	Coach McKansy	DEU	Jan Seyffert	DEU	Lamborghini Huracan GT3 EVO	PROAM	238.4	Private test - 2
8	Torcello / Il Barone Rampante	ITA	Giuseppe Cipriani	ITA			Lamborghini Huracan GT3 EVO	AM	237.8	Private test - 2
19	Vincenzo Sospiri Racing	ITA	Baptiste Moulin	BEL	Yuki Nemoto	JPN	Lamborghini Huracan GT3 EVO	PRO	237.8	Private test - 2
24	A&P Racing Team PTT Tech Support	POL	Maciej Blazek	POL	Mateusz Lisowski	POL	Porsche 991 GT3 Cup gen 2	CUPPA	236.3	Private test - 2
63	Vincenzo Sospiri Racing	ITA	Michele Beretta	ITA	Frederik Schandorff	DNK	Lamborghini Huracan GT3 EVO	PRO	235.8	Private test - 2
26	Q1 by EMG Motorsport	BEL	Maciej Darmetko	POL	Artur Janosz	POL	Porsche 911 GT3 Cup gen 2	CUPPA	235.2	Private test - 2
66	Vincenzo Sospiri Racing	ITA	Andrzej Lewandowski	POL			Lamborghini Huracan Super Trofeo Evo	CUPAM	234.7	Private test - 2
191	PROsport Racing	DEU	Rodrigue Gillion	BEL	Nico Verdonck	BEL	Aston Martin Vantage	CUPPA	233.7	Private test - 2
44	Eugenio Pisani	ITA	Eugenio Pisani	ITA	Stefano Bozzoni	ITA	Porsche 911 GT3 Cup gen 1	CUPPA	231.7	Free Practice - 1
126	Three Sixty Racing Team	AND	Albert Estragués	ESP			Transam Euro Ford Mustang 2018	CUPAM	231.2	Free Practice - 1
28	J. Morcillo / E2P Racing	ESP	Dino Zamparelli	GBR	Jan Klingelberg	CHE	Porsche 911 GT3 Cup gen 2	CUPPA	230.7	Private test - 2





**Paul Ricard**  
**International GT Open**  
**Free Practice - 1**  
**Pit Stop Analysis**

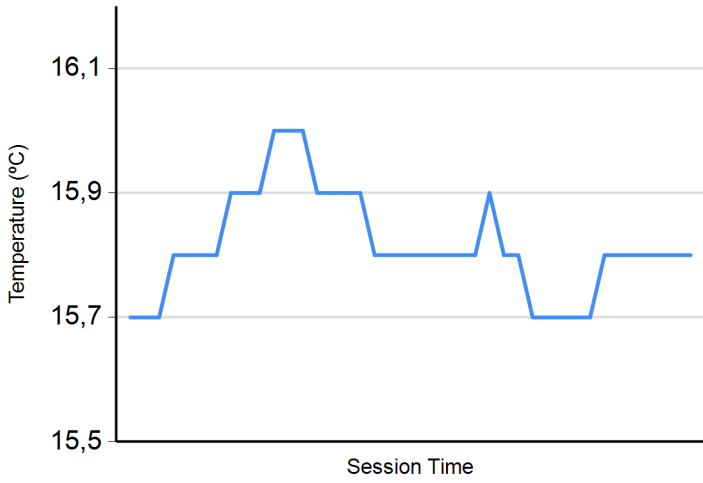




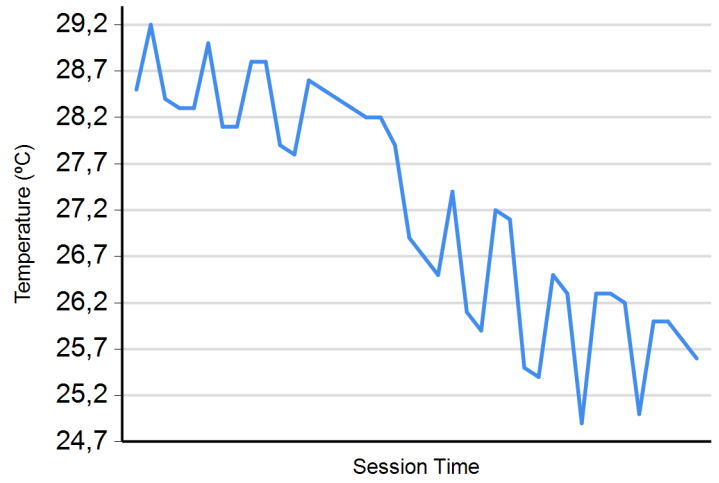
Paul Ricard  
International GT Open  
Free Practice - 1  
Weather Report



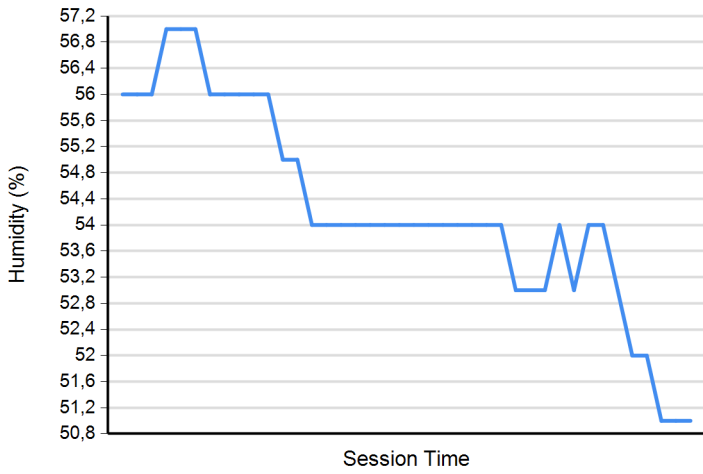
**Air Temperature**



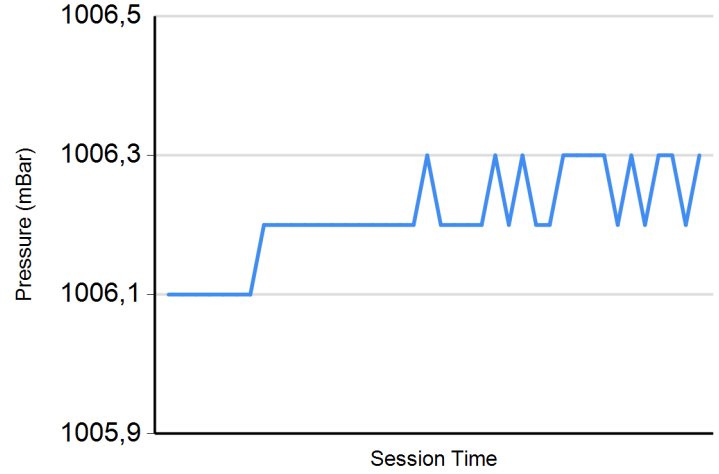
**Track Temperature**



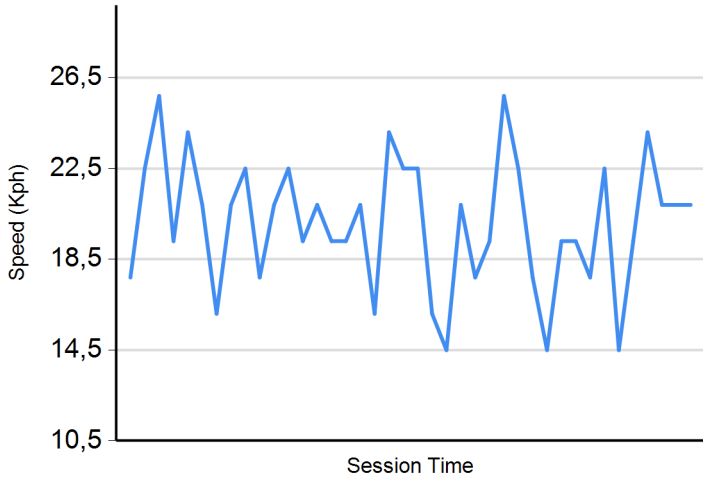
**Humidity**



**Pressure**



**Wind Speed**



**Wind direction**

