

Paul Ricard
Porsche Carrera Cup France
Race - 1



Provisional Results

Clas	Nº	Driver	Nat	Cat	Clas	Team	Nat	Vehicle	Laps	Total Time	Gap	Interval	Km/h	Best	Time	Km/h
1	20	Jaxon Evans		Pro	1	Martinet by Alméras		Porsche 911 GT3	15	31:34.033			165.9	9	2:05.563	166.9
2	19	Dorian Boccolacci Rk		Pro	2	Martinet by Alméras		Porsche 911 GT3	15	31:35.501	1.468	1.468	165.8	7	2:05.545	166.9
3	1	Jean-Baptiste		Pro	3	BWT Lechner Racing		Porsche 911 GT3	15	31:42.427	8.394	6.926	165.2	9	2:05.552	166.9
4	11	Florian Latorre		Pro	4	CLRT		Porsche 911 GT3	15	31:42.488	8.455	0.061	165.2	11	2:05.504	167.0
5	22	Alessandro Ghiretti		Pro	5	Martinet by Alméras		Porsche 911 GT3	15	31:44.423	10.390	1.935	165.0	15	2:05.635	166.8
6	12	Gianmarco		Pro	6	Ombra Racing		Porsche 911 GT3	15	31:49.154	15.121	4.731	164.6	10	2:06.117	166.1
7	87	Richard Wagner		Pro	7	BWT Lechner Racing		Porsche 911 GT3	15	31:49.485	15.452	0.331	164.6	5	2:06.112	166.1
8	33	Evan Spenle		Pro	8	MRT by CLRT		Porsche 911 GT3	15	31:52.223	18.190	2.738	164.4	14	2:06.169	166.1
9	99	Marvin Klein		Pro	9	CLRT		Porsche 911 GT3	15	31:54.462	20.429	2.239	164.2	15	2:05.723	166.7
10	7	Jérôme Boullery		ProAm	1	YDEO by Racing Technology		Porsche 911 GT3	15	31:59.802	25.769	5.340	163.7	11	2:06.651	165.4
11	911	Christophe Lapierre		ProAm	2	Pierre Martinet by Alméras		Porsche 911 GT3	15	32:08.373	34.340	8.571	163.0	8	2:07.018	165.0
12	55	Nicolas Misslin		ProAm	3	BWT Lechner Racing		Porsche 911 GT3	15	32:13.055	39.022	4.682	162.6	9	2:06.755	165.3
13	76	Raymond Narac		ProAm	4	IMSA Performance		Porsche 911 GT3	15	32:13.714	39.681	0.659	162.5	9	2:07.362	164.5
14	59	Maxence Maurice		Am	1	IMSA Performance		Porsche 911 GT3	15	32:24.275	50.242	10.561	161.6	8	2:08.007	163.7
15	3	Milan Petelet Rk		Pro	10	ABM		Porsche 911 GT3	15	32:26.744	52.711	2.469	161.4	4	2:07.269	164.6
16	15	Henry Hassid		ProAm	5	MRT by CLRT		Porsche 911 GT3	15	32:26.787	52.754	0.043	161.4	8	2:07.843	163.9
17	53	Arthur Mathieu Rk		Pro	11	Spark Motorsport		Porsche 911 GT3	15	32:34.932	1:00.899	8.145	160.8	13	2:07.903	163.8
18	21	Clément Mateu		ProAm	6	Martinet by Alméras		Porsche 911 GT3	15	32:52.846	1:18.813	17.914	159.3	8	2:08.263	163.4
19	115	Philipp Sager		ProAm	7	Dinamic Motorsport		Porsche 911 GT3	15	32:53.117	1:19.084	0.271	159.3	9	2:08.882	162.6
20	77	Tugdual Rabreau		Am	2	CLRT		Porsche 911 GT3	15	33:06.986	1:32.953	13.869	158.2	4	2:09.567	161.7
21	44	Franck Leherpeur		Am	3	CLRT		Porsche 911 GT3	15	33:28.269	1:54.236	21.283	156.5	4	2:10.873	160.1
22	135	Thomas Fretin Rk		Pro	12	YDEO Compétition		Porsche 911 GT3	14	30:25.638	1 Lap	1 Lap	160.7	9	2:08.060	163.6
23	35	Benoit Fretin		Am	4	YDEO Compétition		Porsche 911 GT3	14	32:32.609	1 Lap	2:06.971	150.2	8	2:15.439	154.7
24	16	Ugo Gazil Rk		Pro	13	Pierre Martinet by Alméras		Porsche 911 GT3	12	25:52.598	3 Laps	2 Laps	161.9	9	2:06.261	165.9
25	17	Enrico Fulgenzi		Pro	14	EF Racing		Porsche 911 GT3	12	28:59.136	3 Laps	3:06.538	144.6	10	2:07.120	164.8

Not classified: (Requirements: 75% of number laps of leader = 12 Laps)

23 *	Victor Weyrich		Pro	15	Pierre Martinet by Alméras		Porsche 911 GT3	5	11:21.947	10 Laps	7 Laps	153.6	4	2:07.134	164.8
74	Victor Blugeon		Pro	16	ABM		Porsche 911 GT3	3	8:35.045	12 Laps	2 Laps	122.0	2	2:09.788	161.4
888	François Lansard		ProAm	8	MRT by CLRT		Porsche 911 GT3	2	4:42.224	13 Laps	1 Lap	148.5	1	2:20.497	149.1

Fastest lap Florian Latorre in 2:05.504 at 167.0 Km/h in lap 11

*** PENALTIES**

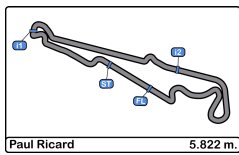
5 SEC TIME PENALTY CAR 23 - JUMP START

Published at:.....

Track Temp: **28.2 °C** Air Temp: **15.4 °C** Humidity: **73 %** Track Status: **DRY**

Stewards:	Race Director:	Timekeeper: Luis Angel Garcia Nuñez JOB/I-0020-ESP
------------------	-----------------------	---





Paul Ricard
Porsche Carrera Cup France
Race - 1
Provisional Results by Class



Clas	Nº	Driver	Nat	Cat	Clas	Team	Nat	Vehicle	Laps	Total Time	Gap	Interval	Km/h	Best	Time	Km/h	
Pro																	
1	20	Jaxon Evans		NZL	Pro	1	Martinet by Alméras		Porsche 911 GT3	15	31:34.033			165.9	9	2:05.563	166.9
2	19	Dorian Bocolacci Rk		FRA	Pro	2	Martinet by Alméras		Porsche 911 GT3	15	31:35.501	1.468	1.468	165.8	7	2:05.545	166.9
3	1	Jean-Baptiste Simmenauer		FRA	Pro	3	BWT Lechner Racing		Porsche 911 GT3	15	31:42.427	8.394	6.926	165.2	9	2:05.552	166.9
4	11	Florian Latorre		FRA	Pro	4	CLRT		Porsche 911 GT3	15	31:42.488	8.455	0.061	165.2	11	2:05.504	167.0
5	22	Alessandro Ghiretti Rk		FRA	Pro	5	Martinet by Alméras		Porsche 911 GT3	15	31:44.423	10.390	1.935	165.0	15	2:05.635	166.8
6	12	Gianmarco Quaresmini		ITA	Pro	6	Ombra Racing		Porsche 911 GT3	15	31:49.154	15.121	4.731	164.6	10	2:06.117	166.1
7	87	Richard Wagner		DEU	Pro	7	BWT Lechner Racing		Porsche 911 GT3	15	31:49.485	15.452	0.331	164.6	5	2:06.112	166.1
8	33	Evan Spenle		FRA	Pro	8	MRT by CLRT		Porsche 911 GT3	15	31:52.223	18.190	2.738	164.4	14	2:06.169	166.1
9	99	Marvin Klein		FRA	Pro	9	CLRT		Porsche 911 GT3	15	31:54.462	20.429	2.239	164.2	15	2:05.723	166.7
10	3	Milan Petelet Rk		FRA	Pro	10	ABM		Porsche 911 GT3	15	32:26.744	52.711	32.282	161.4	4	2:07.269	164.6
11	53	Arthur Mathieu Rk		FRA	Pro	11	Spark Motorsport		Porsche 911 GT3	15	32:34.932	1:00.899	8.188	160.8	13	2:07.903	163.8
12	135	Thomas Fretin Rk		FRA	Pro	12	YDEO Compétition		Porsche 911 GT3	14	30:25.638	1 Lap	1 Lap	160.7	9	2:08.060	163.6
13	16	Ugo Gazil Rk		FRA	Pro	13	Pierre Martinet by Alméras		Porsche 911 GT3	12	25:52.598	3 Laps	2 Laps	161.9	9	2:06.261	165.9
14	17	Enrico Fulgenzi		ITA	Pro	14	EF Racing		Porsche 911 GT3	12	28:59.136	3 Laps	3:06.538	144.6	10	2:07.120	164.8

Not classified: (Requirements: 75% of number laps of leader = 12 Laps)

23 *	Victor Weyrich		FRA	Pro	15	Pierre Martinet by Alméras		Porsche 911 GT3	5	11:21.947	10 Laps	7 Laps	153.6	4	2:07.134	164.8
74	Victor Blugeon		FRA	Pro	16	ABM		Porsche 911 GT3	3	8:35.045	12 Laps	2 Laps	122.0	2	2:09.788	161.4

ProAm																	
1	7	Jérôme Boullery		FRA	ProA	1	YDEO by Racing Technology		Porsche 911 GT3	15	31:59.802			163.7	11	2:06.651	165.4
2	911	Christophe Lapiere		FRA	ProA	2	Pierre Martinet by Alméras		Porsche 911 GT3	15	32:08.373	8.571	8.571	163.0	8	2:07.018	165.0
3	55	Nicolas Misslin		MCO	ProA	3	BWT Lechner Racing		Porsche 911 GT3	15	32:13.055	13.253	4.682	162.6	9	2:06.755	165.3
4	76	Raymond Narac		FRA	ProA	4	IMSA Performance		Porsche 911 GT3	15	32:13.714	13.912	0.659	162.5	9	2:07.362	164.5
5	15	Henry Hassid		FRA	ProA	5	MRT by CLRT		Porsche 911 GT3	15	32:26.787	26.985	13.073	161.4	8	2:07.843	163.9
6	21	Clément Mateu		FRA	ProA	6	Martinet by Alméras		Porsche 911 GT3	15	32:52.846	53.044	26.059	159.3	8	2:08.263	163.4
7	115	Philipp Sager		AUT	ProA	7	Dinamic Motorsport		Porsche 911 GT3	15	32:53.117	53.315	0.271	159.3	9	2:08.882	162.6

Not classified: (Requirements: 75% of number laps of leader = 12 Laps)

888	François Lansard		FRA	ProA	8	MRT by CLRT		Porsche 911 GT3	2	4:42.224	13 Laps	13 Laps	148.5	1	2:20.497	149.1
-----	------------------	--	-----	------	---	-------------	--	-----------------	---	----------	---------	---------	-------	---	----------	-------

Am																	
1	59	Maxence Maurice		FRA	Am	1	IMSA Performance		Porsche 911 GT3	15	32:24.275			161.6	8	2:08.007	163.7
2	77	Tugdual Rabreau		FRA	Am	2	CLRT		Porsche 911 GT3	15	33:06.986	42.711	42.711	158.2	4	2:09.567	161.7
3	44	Franck Leherpeur		FRA	Am	3	CLRT		Porsche 911 GT3	15	33:28.269	1:03.994	21.283	156.5	4	2:10.873	160.1
4	35	Benoit Fretin		FRA	Am	4	YDEO Compétition		Porsche 911 GT3	14	32:32.609	1 Lap	1 Lap	150.2	8	2:15.439	154.7

Fastest lap Florian Latorre in 2:05.504 at 167.0 Km/h in lap 11

*** PENALTIES**

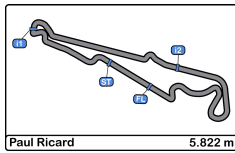
5 SEC TIME PENALTY CAR 23 - JUMP START

Published at:.....

Track Temp: 28.2 °C Air Temp: 15.4 °C Humidity: 73 % Track Status: DRY

Stewards:	Race Director:	Timekeeper: Luis Angel Garcia Nufez JOB/I-0020-ESP
------------------	-----------------------	---



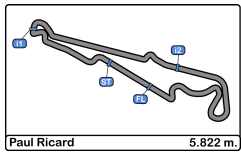


Paul Ricard
Porsche Carrera Cup France
Race - 1

PORSCHE
CARRERA CUP
FRANCE

Provisional Classification by Driver Fastest Lap

Clas	N°	Driver	Nat	Cat	Clas	Team	Nat	Vehicle	Laps	Best	Time	Gap	Interval	Km/h
1	11	Florian Latorre	FRA	Pro	1	CLRT	FRA	Porsche 911 GT3	15	11	2:05.504			167.0
2	19	Dorian Boccolacci Rk	FRA	Pro	2	Martinet by Alméras	FRA	Porsche 911 GT3	15	7	2:05.545	0.041	0.041	166.9
3	1	Jean-Baptiste	FRA	Pro	3	BWT Lechner Racing	AUT	Porsche 911 GT3	15	9	2:05.552	0.048	0.007	166.9
4	20	Jaxon Evans	NZL	Pro	4	Martinet by Alméras	FRA	Porsche 911 GT3	15	9	2:05.563	0.059	0.011	166.9
5	22	Alessandro Ghiretti	FRA	Pro	5	Martinet by Alméras	FRA	Porsche 911 GT3	15	15	2:05.635	0.131	0.072	166.8
6	99	Marvin Klein	FRA	Pro	6	CLRT	FRA	Porsche 911 GT3	15	15	2:05.723	0.219	0.088	166.7
7	87	Richard Wagner	DEU	Pro	7	BWT Lechner Racing	AUT	Porsche 911 GT3	15	5	2:06.112	0.608	0.389	166.1
8	12	Gianmarco	ITA	Pro	8	Ombra Racing	ITA	Porsche 911 GT3	15	10	2:06.117	0.613	0.005	166.1
9	33	Evan Spenle	FRA	Pro	9	MRT by CLRT	FRA	Porsche 911 GT3	15	14	2:06.169	0.665	0.052	166.1
10	16	Ugo Gaziz Rk	FRA	Pro	10	Pierre Martinet by Alméras	FRA	Porsche 911 GT3	12	9	2:06.261	0.757	0.092	165.9
11	7	Jérôme Boullery	FRA	ProAm	1	YDEO by Racing	FRA	Porsche 911 GT3	15	11	2:06.651	1.147	0.390	165.4
12	55	Nicolas Misslin	MCO	ProAm	2	BWT Lechner Racing	AUT	Porsche 911 GT3	15	9	2:06.755	1.251	0.104	165.3
13	911	Christophe Lapierre	FRA	ProAm	3	Pierre Martinet by Alméras	FRA	Porsche 911 GT3	15	8	2:07.018	1.514	0.263	165.0
14	17	Enrico Fulgenzi	ITA	Pro	11	EF Racing	ITA	Porsche 911 GT3	12	10	2:07.120	1.616	0.102	164.8
15	23	Victor Weyrich	FRA	Pro	12	Pierre Martinet by Alméras	FRA	Porsche 911 GT3	5	4	2:07.134	1.630	0.014	164.8
16	3	Milan Petelet Rk	FRA	Pro	13	ABM	FRA	Porsche 911 GT3	15	4	2:07.269	1.765	0.135	164.6
17	76	Raymond Narac	FRA	ProAm	4	IMSA Performance	FRA	Porsche 911 GT3	15	9	2:07.362	1.858	0.093	164.5
18	15	Henry Hassid	FRA	ProAm	5	MRT by CLRT	FRA	Porsche 911 GT3	15	8	2:07.843	2.339	0.481	163.9
19	53	Arthur Mathieu Rk	FRA	Pro	14	Spark Motorsport	FRA	Porsche 911 GT3	15	13	2:07.903	2.399	0.060	163.8
20	59	Maxence Maurice	FRA	Am	1	IMSA Performance	FRA	Porsche 911 GT3	15	8	2:08.007	2.503	0.104	163.7
21	135	Thomas Fretin Rk	FRA	Pro	15	YDEO Compétition	FRA	Porsche 911 GT3	14	9	2:08.060	2.556	0.053	163.6
22	21	Clément Mateu	FRA	ProAm	6	Martinet by Alméras	FRA	Porsche 911 GT3	15	8	2:08.263	2.759	0.203	163.4
23	115	Philipp Sager	AUT	ProAm	7	Dinamic Motorsport	ITA	Porsche 911 GT3	15	9	2:08.882	3.378	0.619	162.6
24	77	Tugdual Rabreau	FRA	Am	2	CLRT	FRA	Porsche 911 GT3	15	4	2:09.567	4.063	0.685	161.7
25	74	Victor Blugeon	FRA	Pro	16	ABM	FRA	Porsche 911 GT3	3	2	2:09.788	4.284	0.221	161.4
26	44	Franck Leherpeur	FRA	Am	3	CLRT	FRA	Porsche 911 GT3	15	4	2:10.873	5.369	1.085	160.1
27	35	Benoit Fretin	FRA	Am	4	YDEO Compétition	FRA	Porsche 911 GT3	14	8	2:15.439	9.935	4.566	154.7
28	888	François Lansard	FRA	ProAm	8	MRT by CLRT	FRA	Porsche 911 GT3	2	1	2:20.497	14.993	5.058	149.1

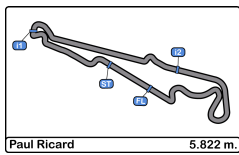


Paul Ricard
Porsche Carrera Cup France
Race - 1

PORSCHE
CARRERA CUP
FRANCE

Distance and Speed Average

Clas	N°	Driver	Nat	Cat	Clas	Team	Nat	Vehicle	Laps	Distance	Total Time	Km/h	
1	20	Jaxon Evans		NZL	Pro	1	Martinet by Alméras		Porsche 911 GT3	15	87.33	31:34.033	165.9
2	19	Dorian Boccolacci Rk		FRA	Pro	2	Martinet by Alméras		Porsche 911 GT3	15	87.33	31:35.501	165.8
3	1	Jean-Baptiste		FRA	Pro	3	BWT Lechner Racing		Porsche 911 GT3	15	87.33	31:42.427	165.2
4	11	Florian Latorre		FRA	Pro	4	CLRT		Porsche 911 GT3	15	87.33	31:42.488	165.2
5	22	Alessandro Ghiretti		FRA	Pro	5	Martinet by Alméras		Porsche 911 GT3	15	87.33	31:44.423	165.0
6	12	Gianmarco		ITA	Pro	6	Ombra Racing		Porsche 911 GT3	15	87.33	31:49.154	164.6
7	87	Richard Wagner		DEU	Pro	7	BWT Lechner Racing		Porsche 911 GT3	15	87.33	31:49.485	164.6
8	33	Evan Spenle		FRA	Pro	8	MRT by CLRT		Porsche 911 GT3	15	87.33	31:52.223	164.4
9	99	Marvin Klein		FRA	Pro	9	CLRT		Porsche 911 GT3	15	87.33	31:54.462	164.2
10	7	Jérôme Boullery		FRA	ProAm	1	YDEO by Racing		Porsche 911 GT3	15	87.33	31:59.802	163.7
11	911	Christophe Lapierre		FRA	ProAm	2	Pierre Martinet by Alméras		Porsche 911 GT3	15	87.33	32:08.373	163.0
12	55	Nicolas Misslin		MCO	ProAm	3	BWT Lechner Racing		Porsche 911 GT3	15	87.33	32:13.055	162.6
13	76	Raymond Narac		FRA	ProAm	4	IMSA Performance		Porsche 911 GT3	15	87.33	32:13.714	162.5
14	59	Maxence Maurice		FRA	Am	1	IMSA Performance		Porsche 911 GT3	15	87.33	32:24.275	161.6
15	3	Milan Petelet Rk		FRA	Pro	10	ABM		Porsche 911 GT3	15	87.33	32:26.744	161.4
16	15	Henry Hassid		FRA	ProAm	5	MRT by CLRT		Porsche 911 GT3	15	87.33	32:26.787	161.4
17	53	Arthur Mathieu Rk		FRA	Pro	11	Spark Motorsport		Porsche 911 GT3	15	87.33	32:34.932	160.8
18	21	Clément Mateu		FRA	ProAm	6	Martinet by Alméras		Porsche 911 GT3	15	87.33	32:52.846	159.3
19	115	Philipp Sager		AUT	ProAm	7	Dinamic Motorsport		Porsche 911 GT3	15	87.33	32:53.117	159.3
20	77	Tugdual Rabreau		FRA	Am	2	CLRT		Porsche 911 GT3	15	87.33	33:06.986	158.2
21	44	Franck Leherpeur		FRA	Am	3	CLRT		Porsche 911 GT3	15	87.33	33:28.269	156.5
22	135	Thomas Fretin Rk		FRA	Pro	12	YDEO Compétition		Porsche 911 GT3	14	81.50	30:25.638	160.7
23	35	Benoit Fretin		FRA	Am	4	YDEO Compétition		Porsche 911 GT3	14	81.50	32:32.609	150.2
24	16	Ugo Gazil Rk		FRA	Pro	13	Pierre Martinet by Alméras		Porsche 911 GT3	12	69.86	25:52.598	161.9
25	17	Enrico Fulgenzi		ITA	Pro	14	EF Racing		Porsche 911 GT3	12	69.86	28:59.136	144.6
26	23	Victor Weyrich		FRA	Pro	15	Pierre Martinet by Alméras		Porsche 911 GT3	5	29.11	11:21.947	153.6
27	74	Victor Blugeon		FRA	Pro	16	ABM		Porsche 911 GT3	3	17.46	8:35.045	122.0
28	888	François Lansard		FRA	ProAm	8	MRT by CLRT		Porsche 911 GT3	2	11.64	4:42.224	148.5



Paul Ricard
Porsche Carrera Cup France
Race - 1
Lap Analysis



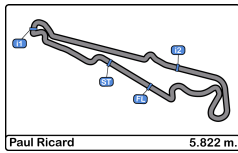
1 Pro Jean-Baptiste Simmenauer Porsche 911 GT3 Cup **7** Jérôme Boullery Porsche 911 GT3 Cup
 BWT Lechner Racing ProAm YDEO by Racing Technology

Lap	D	Time	Sector 1	Sector 2	Sector 3	T. Spd	Elapsed	Lap	D	Time	Sector 1	Sector 2	Sector 3	T. Spd	Elapsed
1		2:13.220	40.529	38.417	54.274	194.5	2:13.220	1		2:17.215	43.321	39.239	54.655	206.5	2:17.215
2		2:06.798	34.889	38.066	53.843	245.4	4:20.018	2		2:08.492	35.609	38.883	54.000	247.7	4:25.707
3		2:06.829	35.016	38.023	53.790	246.0	6:26.847	3		2:09.498	36.848	38.419	54.231	248.8	6:35.205
4		2:06.932	34.873	38.144	53.915	246.0	8:33.779	4		2:06.700	34.597	38.153	53.950	247.1	8:41.905
5		2:06.588	34.883	38.047	53.658	245.4	10:40.367	5		2:06.879	34.697	38.303	53.879	247.1	10:48.784
6		2:06.843	35.007	38.132	53.704	246.0	12:47.210	6		2:07.461	35.011	38.356	54.094	247.7	12:56.245
7		2:06.211	34.411	38.237	53.563	245.4	14:53.421	7		2:07.600	35.372	38.112	54.116	247.7	15:03.845
8		2:05.939	34.341	38.038	53.560	245.4	16:59.360	8		2:06.700	34.789	38.068	53.843	248.2	17:10.545
9		2:05.552	34.319	37.927	53.306	246.0	19:04.912	9		2:06.656	34.743	38.035	53.878	247.1	19:17.201
10		2:05.877	34.327	38.055	53.495	246.5	21:10.789	10		2:06.969	34.778	38.167	54.024	247.7	21:24.170
11		2:05.606	34.521	37.754	53.331	245.4	23:16.395	11		2:06.651	34.822	37.812	54.017	247.7	23:30.821
12		2:06.096	34.320	38.116	53.660	246.0	25:22.491	12		2:07.227	34.659	38.279	54.289	247.1	25:38.048
13		2:06.188	34.467	38.023	53.698	245.4	27:28.679	13		2:07.686	34.783	38.647	54.256	247.1	27:45.734
14		2:06.144	34.506	37.903	53.735	245.4	29:34.823	14		2:07.264	35.000	38.112	54.152	247.1	29:52.998
15		2:07.604	34.757	38.096	54.751	246.5	31:42.427	15		2:06.804	34.858	38.000	53.946	247.7	31:59.802

3 Pro Milan Petelet Rk Porsche 911 GT3 Cup **11** Florian Latorre Porsche 911 GT3 Cup
 ABM Pro CLRT

Lap	D	Time	Sector 1	Sector 2	Sector 3	T. Spd	Elapsed	Lap	D	Time	Sector 1	Sector 2	Sector 3	T. Spd	Elapsed
1		2:25.394	47.992	40.445	56.957	221.3	2:25.394	1		2:13.469	40.796	38.869	53.804	194.5	2:13.469
2		2:10.881	36.494	39.542	54.845	245.4	4:36.275	2		2:07.353	35.104	38.240	54.009	247.1	4:20.822
3		2:09.920	36.167	39.128	54.625	244.3	6:46.195	3		2:06.523	34.698	38.075	53.750	246.5	6:27.345
4		2:07.269	34.878	38.322	54.069	245.4	8:53.464	4		2:06.706	34.698	38.095	53.913	246.0	8:34.051
5		2:08.289	34.941	38.328	55.020	246.0	11:01.753	5		2:06.506	34.875	38.049	53.582	247.1	10:40.557
6		2:08.097	35.162	38.306	54.629	241.6	13:09.850	6		2:06.891	35.076	38.041	53.774	248.8	12:47.448
7		2:07.533	35.035	38.111	54.387	246.5	15:17.383	7		2:06.256	34.472	38.090	53.694	248.2	14:53.704
8		2:08.243	35.560	38.164	54.519	247.7	17:25.626	8		2:06.068	34.506	37.967	53.595	247.7	16:59.772
9		2:08.943	34.783	39.165	54.995	247.7	19:34.569	9		2:05.954	34.574	37.904	53.476	247.7	19:05.726
10		2:08.315	35.088	38.629	54.598	246.0	21:42.884	10		2:05.595	34.450	37.810	53.335	246.0	21:11.321
11		2:08.016	34.803	38.664	54.549	246.0	23:50.900	11		2:05.504	34.343	37.905	53.256	247.1	23:16.825
12		2:08.975	35.285	38.708	54.982	246.0	25:59.875	12		2:06.238	34.405	37.940	53.893	247.1	25:23.063
13		2:08.360	35.140	38.595	54.625	245.4	28:08.235	13		2:05.896	34.428	37.960	53.508	246.5	27:28.959
14		2:08.577	35.028	38.573	54.976	246.5	30:16.812	14		2:06.079	34.504	37.916	53.659	247.1	29:35.038
15		2:09.932	35.313	39.073	55.546	247.1	32:26.744	15		2:07.450	34.805	38.052	54.593	250.0	31:42.488





Paul Ricard
Porsche Carrera Cup France
Race - 1
Lap Analysis



12 Gianmarco Quaresmini Porsche 911 GT3 Cup **17** Enrico Fulgenzi Porsche 911 GT3 Cup
 Pro Ombra Racing Pro EF Racing

Lap D	Time	Sector 1	Sector 2	Sector 3	T. Spd	Elapsed	Lap D	Time	Sector 1	Sector 2	Sector 3	T. Spd	Elapsed
1	2:15.137	41.755	38.874	54.508	200.3	2:15.137	1	2:18.439	43.680	39.939	54.820	208.8	2:18.439
2	2:07.229	35.080	38.175	53.974	246.0	4:22.366	2	2:08.582	35.214	38.698	54.670	246.0	4:27.021
3	2:06.812	34.913	38.058	53.841	247.1	6:29.178	3	2:09.360	35.822	38.798	54.740	247.7	6:36.381
4	2:06.897	34.902	38.163	53.832	247.1	8:36.075	4	2:22.672 P	35.056	38.548	1:09.068	247.7	8:59.053
5	2:06.157	34.467	38.014	53.676	247.1	10:42.232	5	3:06.672	1:33.084	38.844	54.744	143.8	12:05.725
6	2:06.913	34.709	38.237	53.967	247.1	12:49.145	6	2:09.392	35.288	39.163	54.941	244.8	14:15.117
7	2:06.931	34.746	38.036	54.149	246.0	14:56.076	7	2:07.749	34.842	38.390	54.517	245.4	16:22.866
8	2:06.666	34.661	38.189	53.816	247.1	17:02.742	8	2:13.451 P	34.901	38.402	1:00.148	246.0	18:36.317
9	2:06.312	34.498	37.907	53.907	246.0	19:09.054	9	3:44.294	2:11.644	38.420	54.230	140.0	22:20.611
10	2:06.117	34.383	38.014	53.720	246.5	21:15.171	10	2:07.120	34.759	38.269	54.092	244.8	24:27.731
11	2:06.620	34.772	38.023	53.825	246.5	23:21.791	11	2:08.220	35.121	38.224	54.875	246.0	26:35.951
12	2:06.605	34.534	38.147	53.924	246.0	25:28.396	12	2:23.185 P	36.099	40.737	1:06.349	243.2	28:59.136
13	2:07.672	35.689	38.166	53.817	247.1	27:36.068							
14	2:06.379	34.471	38.137	53.771	246.5	29:42.447							
15	2:06.707	34.542	37.954	54.211	246.5	31:49.154							

15 Henry Hassid Porsche 911 GT3 Cup
 ProAm MRT by CLRT

Lap D	Time	Sector 1	Sector 2	Sector 3	T. Spd	Elapsed	Lap D	Time	Sector 1	Sector 2	Sector 3	T. Spd	Elapsed
1	2:24.447	47.195	40.807	56.445	216.4	2:24.447	1	2:12.152	40.162	38.289	53.701	189.8	2:12.152
2	2:10.638	35.888	39.181	55.569	244.8	4:35.085	2	2:06.141	34.562	38.066	53.513	244.8	4:18.293
3	2:08.120	35.024	38.475	54.621	243.2	6:43.205	3	2:06.081	34.667	37.906	53.508	244.3	6:24.374
4	2:09.433	36.025	38.452	54.956	246.5	8:52.638	4	2:06.383	34.819	38.057	53.507	244.8	8:30.757
5	2:08.952	35.180	38.549	55.223	246.0	11:01.590	5	2:05.672	34.464	37.898	53.310	244.8	10:36.429
6	2:08.617	34.851	38.488	55.278	246.0	13:10.207	6	2:06.015	34.605	37.983	53.427	245.4	12:42.444
7	2:07.867	35.159	38.208	54.500	245.4	15:18.074	7	2:05.545	34.282	37.820	53.443	246.0	14:47.989
8	2:07.843	35.198	38.461	54.184	246.0	17:25.917	8	2:05.677	34.517	37.844	53.316	246.0	16:53.666
9	2:08.858	35.916	38.774	54.168	246.5	19:34.775	9	2:05.873	34.720	37.808	53.345	246.5	18:59.539
10	2:08.427	35.262	38.499	54.666	246.5	21:43.202	10	2:05.681	34.477	37.935	53.269	246.5	21:05.220
11	2:08.021	34.995	38.532	54.494	246.5	23:51.223	11	2:05.605	34.489	37.803	53.313	246.0	23:10.825
12	2:08.970	35.240	38.790	54.940	247.1	26:00.193	12	2:06.481	34.752	37.889	53.840	246.5	25:17.306
13	2:08.297	35.092	38.751	54.454	247.1	28:08.490	13	2:06.055	34.772	37.878	53.405	246.0	27:23.361
14	2:08.615	35.013	38.677	54.925	248.2	30:17.105	14	2:05.995	34.630	37.877	53.488	245.4	29:29.356
15	2:09.682	35.313	39.085	55.284	248.8	32:26.787	15	2:06.145	34.977	37.811	53.357	246.5	31:35.501

16 Ugo Gazil Rk Porsche 911 GT3 Cup
 Pro Pierre Martinet by Alméras

Lap D	Time	Sector 1	Sector 2	Sector 3	T. Spd	Elapsed	Lap D	Time	Sector 1	Sector 2	Sector 3	T. Spd	Elapsed
1	2:15.928	42.343	38.555	55.030	200.3	2:15.928	1	2:11.037	39.112	38.403	53.522	191.1	2:11.037
2	2:09.197	34.850	39.450	54.897	247.7	4:25.125	2	2:06.374	34.558	38.118	53.698	244.8	4:17.411
3	2:08.936	35.861	38.751	54.324	246.5	6:34.061	3	2:05.994	34.535	37.938	53.521	245.4	6:23.405
4	2:07.101	34.849	38.124	54.128	246.5	8:41.162	4	2:06.023	34.521	38.033	53.469	246.0	8:29.428
5	2:07.016	34.838	38.061	54.117	246.5	10:48.178	5	2:05.984	34.602	37.975	53.407	245.4	10:35.412
6	2:06.995	34.758	38.162	54.075	247.1	12:55.173	6	2:05.738	34.369	38.016	53.353	245.4	12:41.150
7	2:07.319	34.706	38.190	54.423	246.0	15:02.492	7	2:05.816	34.483	38.002	53.331	246.5	14:46.966
8	2:06.870	34.675	37.955	54.240	246.5	17:09.362	8	2:05.997	34.631	38.009	53.357	246.0	16:52.963
9	2:06.261	34.438	37.845	53.978	247.1	19:15.623	9	2:05.563	34.383	37.948	53.232	246.5	18:58.526
10	2:07.573	34.450	38.107	55.016	246.0	21:23.196	10	2:05.608	34.336	37.997	53.275	246.5	21:04.134
11	2:08.203	34.968	38.035	55.200	246.5	23:31.399	11	2:05.706	34.416	38.017	53.273	246.0	23:09.840
12	2:21.199 P	35.644	39.975	1:05.580	247.1	25:52.598	12	2:06.133	34.552	38.014	53.567	246.5	25:15.973
							13	2:05.914	34.537	37.982	53.395	246.0	27:21.887
							14	2:05.934	34.522	37.922	53.490	246.5	29:27.821
							15	2:06.212	34.587	38.009	53.616	247.1	31:34.033





Paul Ricard
Porsche Carrera Cup France
Race - 1
Lap Analysis



21 Clément Mateu Porsche 911 GT3 Cup **33** Evan Spenle Porsche 911 GT3 Cup
 ProAm Martinet by Alméras Pro MRT by CLRT

Lap	D	Time	Sector 1	Sector 2	Sector 3	T. Spd	Elapsed	Lap	D	Time	Sector 1	Sector 2	Sector 3	T. Spd	Elapsed
1		2:25.183	47.388	40.795	57.000	207.2	2:25.183	1		2:16.464	42.906	38.929	54.629	201.4	2:16.464
2		2:12.725	36.376	40.368	55.981	245.4	4:37.908	2		2:08.910	35.421	38.679	54.810	248.2	4:25.374
3		2:10.226	35.942	39.035	55.249	248.2	6:48.134	3		2:08.018	34.740	39.002	54.276	248.8	6:33.392
4		2:09.191	35.137	38.967	55.087	246.5	8:57.325	4		2:06.904	34.700	38.271	53.933	245.4	8:40.296
5		2:10.113	36.301	38.793	55.019	247.7	11:07.438	5		2:06.571	34.668	38.142	53.761	245.4	10:46.867
6		2:09.433	36.507	38.602	54.324	242.1	13:16.871	6		2:06.651	34.648	38.196	53.807	244.8	12:53.518
7		2:08.302	35.202	38.616	54.484	247.1	15:25.173	7		2:06.552	34.713	38.096	53.743	245.4	15:00.070
8		2:08.263	34.977	38.458	54.828	246.0	17:33.436	8		2:06.532	34.587	38.102	53.843	246.5	17:06.602
9		2:08.342	35.324	38.606	54.412	246.5	19:41.778	9		2:06.408	34.482	38.003	53.923	246.5	19:13.010
10		2:15.828	41.343	39.835	54.650	246.5	21:57.606	10		2:06.308	34.684	37.918	53.706	246.0	21:19.318
11		2:09.401	35.504	38.758	55.139	244.8	24:07.007	11		2:06.233	34.492	37.976	53.765	245.4	23:25.551
12		2:11.893	36.090	39.729	56.074	245.4	26:18.900	12		2:06.837	34.858	38.174	53.805	246.0	25:32.388
13		2:12.087	36.220	39.562	56.305	245.4	28:30.987	13		2:07.163	34.878	38.378	53.907	246.0	27:39.551
14		2:11.437	36.268	39.657	55.512	244.8	30:42.424	14		2:06.169	34.570	37.902	53.697	246.0	29:45.720
15		2:10.422	36.159	38.953	55.310	245.4	32:52.846	15		2:06.503	34.698	37.950	53.855	247.1	31:52.223

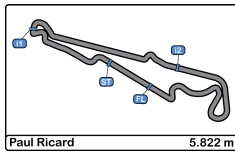
22 Alessandro Ghirelli Rk Porsche 911 GT3 Cup **35** Benoit Fretin Porsche 911 GT3 Cup
 Pro Martinet by Alméras Am YDEO Compétition

Lap	D	Time	Sector 1	Sector 2	Sector 3	T. Spd	Elapsed	Lap	D	Time	Sector 1	Sector 2	Sector 3	T. Spd	Elapsed
1		2:14.351	41.219	38.800	54.332	193.5	2:14.351	1		2:28.741	48.270	42.329	58.142	202.2	2:28.741
2		2:07.357	34.976	38.024	54.357	246.0	4:21.708	2		2:17.174	37.287	41.814	58.073	243.2	4:45.915
3		2:06.992	34.926	38.134	53.932	246.0	6:28.700	3		2:18.432	37.351	41.971	59.110	243.7	7:04.347
4		2:06.589	34.802	38.070	53.717	246.5	8:35.289	4		2:17.566	37.186	42.190	58.190	242.6	9:21.913
5		2:06.238	34.498	37.938	53.802	246.0	10:41.527	5		2:17.310	37.435	41.916	57.959	241.6	11:39.223
6		2:06.622	34.730	37.980	53.912	246.5	12:48.149	6		2:17.003	37.012	41.369	58.622	243.7	13:56.226
7		2:06.608	34.616	38.040	53.952	247.1	14:54.757	7		2:16.567	37.464	41.339	57.764	242.6	16:12.793
8		2:06.214	34.574	37.983	53.657	246.0	17:00.971	8		2:15.439	36.654	40.927	57.858	243.2	18:28.232
9		2:06.437	34.834	38.013	53.590	247.7	19:07.408	9		2:16.845	37.192	41.302	58.351	243.7	20:45.077
10		2:05.957	34.564	37.808	53.585	247.1	21:13.365	10		2:15.901	36.685	41.531	57.685	242.1	23:00.978
11		2:06.013	34.538	37.891	53.584	246.5	23:19.378	11		2:26.187	38.154	43.118	1:04.915	242.6	25:27.165
12		2:07.070	34.887	38.106	54.077	246.5	25:26.448	12		2:26.226	39.505	46.118	1:00.603	238.4	27:53.391
13		2:06.567	34.845	38.038	53.684	245.4	27:33.015	13		2:20.033	38.575	42.953	58.505	242.6	30:13.424
14		2:05.773	34.460	37.873	53.440	246.5	29:38.788	14		2:19.185	38.259	43.134	57.792	244.3	32:32.609
15		2:05.635	34.451	37.707	53.477	247.1	31:44.423								

23 Victor Weyrich Porsche 911 GT3 Cup **44** Franck Leherpeur Porsche 911 GT3 Cup
 Pro Pierre Martinet by Alméras Am CLRT

Lap	D	Time	Sector 1	Sector 2	Sector 3	T. Spd	Elapsed	Lap	D	Time	Sector 1	Sector 2	Sector 3	T. Spd	Elapsed
1		2:16.832	42.982	39.204	54.646	204.9	2:16.832	1		2:23.075	45.841	40.352	56.882	221.3	2:23.075
2		2:09.618	35.955	39.324	54.339	247.1	4:26.450	2		2:12.489	36.103	40.076	56.310	243.7	4:35.564
3		2:08.920	35.707	38.554	54.659	247.1	6:35.370	3		2:26.472	35.948	39.710	1:10.814	241.6	7:02.036
4		2:07.134	35.208	38.194	53.732	248.2	8:42.504	4		2:10.873	36.107	39.289	55.477	242.6	9:12.909
5		2:34.443 P	34.934	45.691	1:13.818	247.1	11:16.947	5		2:12.267	36.324	39.718	56.225	243.2	11:25.176
								6		2:11.858	35.903	39.623	56.332	242.1	13:37.034
								7		2:12.951	36.534	39.876	56.541	243.2	15:49.985
								8		2:12.525	36.232	39.813	56.480	240.5	18:02.510
								9		2:12.518	36.021	40.034	56.463	243.2	20:15.028
								10		2:12.735	36.354	39.788	56.593	241.6	22:27.763
								11		2:12.633	36.271	39.703	56.659	241.0	24:40.396
								12		2:12.412	36.254	39.639	56.519	242.1	26:52.808
								13		2:12.022	36.206	39.656	56.160	242.1	29:04.830
								14		2:12.045	36.117	39.769	56.159	241.0	31:16.875
								15		2:11.394	35.913	39.577	55.904	243.7	33:28.269





Paul Ricard
Porsche Carrera Cup France
Race - 1
Lap Analysis



53 Arthur Mathieu Rk Porsche 911 GT3 Cup **59** Maxence Maurice Porsche 911 GT3 Cup

Pro							Spark Motorsport						Am		IMSA Performance	
Lap	D	Time	Sector 1	Sector 2	Sector 3	T. Spd	Elapsed	Lap	D	Time	Sector 1	Sector 2	Sector 3	T. Spd	Elapsed	
1		2:23.632	46.862	40.158	56.612	214.2	2:23.632	1		2:22.032	45.275	40.531	56.226	210.1	2:22.032	
2		2:10.008	35.923	38.864	55.221	246.5	4:33.640	2		2:10.593	36.085	39.388	55.120	246.0	4:32.625	
3		2:09.105	35.424	38.635	55.046	246.0	6:42.745	3		2:09.475	35.499	38.863	55.113	246.5	6:42.100	
4		2:09.121	35.880	38.317	54.924	247.1	8:51.866	4		2:08.804	35.499	38.476	54.829	245.4	8:50.904	
5		2:09.107	35.478	38.674	54.955	246.5	11:00.973	5		2:09.047	35.590	38.778	54.679	244.3	10:59.951	
6		2:08.178	35.099	38.036	55.043	246.5	13:09.151	6		2:08.058	35.221	38.315	54.522	244.3	13:08.009	
7		2:07.931	35.195	38.310	54.426	247.1	15:17.082	7		2:08.124	35.276	38.354	54.494	246.0	15:16.133	
8		2:08.142	35.420	38.161	54.561	246.5	17:25.224	8		2:08.007	35.253	38.252	54.502	246.0	17:24.140	
9		2:20.228	47.163	38.711	54.354	246.0	19:45.452	9		2:08.090	35.171	38.295	54.624	246.0	19:32.230	
10		2:08.721	35.596	38.549	54.576	246.0	21:54.173	10		2:08.385	35.368	38.344	54.673	245.4	21:40.615	
11		2:08.550	35.332	38.408	54.810	245.4	24:02.723	11		2:09.134	35.344	38.598	55.192	244.8	23:49.749	
12		2:08.157	35.260	38.376	54.521	245.4	26:10.880	12		2:08.997	35.877	38.579	54.541	246.0	25:58.746	
13		2:07.903	35.061	38.340	54.502	245.4	28:18.783	13		2:08.307	35.296	38.438	54.573	244.8	28:07.053	
14		2:08.012	35.290	38.192	54.530	247.1	30:26.795	14		2:08.286	35.409	38.440	54.437	245.4	30:15.339	
15		2:08.137	35.074	38.163	54.900	247.7	32:34.932	15		2:08.936	35.672	38.548	54.716	247.1	32:24.275	

55 Nicolas Misslin Porsche 911 GT3 Cup **74** Victor Blugeon Porsche 911 GT3 Cup

ProAm							BWT Lechner Racing						Pro		ABM	
Lap	D	Time	Sector 1	Sector 2	Sector 3	T. Spd	Elapsed	Lap	D	Time	Sector 1	Sector 2	Sector 3	T. Spd	Elapsed	
1		2:21.378	43.922	41.742	55.714	207.6	2:21.378	1		2:15.740	41.520	38.804	55.416	200.0	2:15.740	
2		2:08.854	35.847	38.266	54.741	247.7	4:30.232	2		2:09.788	36.795	38.324	54.669	246.5	4:25.528	
3		2:07.738	35.221	38.260	54.257	245.4	6:37.970	3		4:09.517 P	38.642	55.698	2:35.177	248.2	8:35.045	
4		2:07.471	34.897	38.207	54.367	247.7	8:45.441	76 Raymond Narac Porsche 911 GT3 Cup								
5		2:07.539	34.872	38.400	54.267	246.0	10:52.980	ProAm								
6		2:07.060	34.745	38.220	54.095	246.5	13:00.040	IMSA Performance								
7		2:06.823	34.644	38.080	54.099	247.7	15:06.863	Lap	D	Time	Sector 1	Sector 2	Sector 3	T. Spd	Elapsed	
8		2:06.883	34.766	38.083	54.034	246.5	17:13.746	1		2:21.010	45.041	40.588	55.381	208.0	2:21.010	
9		2:06.755	34.626	38.109	54.020	247.7	19:20.501	2		2:09.718	35.735	39.258	54.725	246.0	4:30.728	
10		2:07.070	34.699	38.168	54.203	247.1	21:27.571	3		2:07.932	35.346	38.354	54.232	246.5	6:38.660	
11		2:08.235	35.202	38.102	54.931	247.7	23:35.806	4		2:07.650	34.990	38.371	54.289	247.7	8:46.310	
12		2:10.740	35.673	39.453	55.614	247.1	25:46.546	5		2:08.401	34.933	38.401	55.067	247.1	10:54.711	
13		2:08.888	35.581	38.440	54.867	245.4	27:55.434	6		2:07.761	34.994	38.552	54.215	247.1	13:02.472	
14		2:08.581	35.286	38.419	54.876	247.1	30:04.015	7		2:08.351	35.301	38.424	54.626	246.0	15:10.823	
15		2:09.040	35.346	38.491	55.203	246.0	32:13.055	8		2:07.934	34.925	38.427	54.582	246.5	17:18.757	
								9		2:07.362	34.859	38.227	54.276	246.5	19:26.119	
								10		2:07.958	35.238	38.249	54.471	245.4	21:34.077	
								11		2:07.826	34.930	38.194	54.702	246.0	23:41.903	
								12		2:08.283	35.389	38.539	54.355	246.0	25:50.186	
								13		2:07.810	35.202	38.140	54.468	246.5	27:57.996	
								14		2:08.179	34.861	38.961	54.357	246.5	30:06.175	
								15		2:07.539	35.134	38.211	54.194	247.1	32:13.714	





Paul Ricard
Porsche Carrera Cup France
Race - 1
Lap Analysis



77 Tugdual Rabreau Porsche 911 GT3 Cup **99** Marvin Klein Porsche 911 GT3 Cup

Am							CLRT		Pro		CLRT				
Lap	D	Time	Sector 1	Sector 2	Sector 3	T. Spd	Elapsed	Lap	D	Time	Sector 1	Sector 2	Sector 3	T. Spd	Elapsed
1		2:24.073	46.292	40.208	57.573	216.0	2:24.073	1		2:20.543	44.853	40.312	55.378	195.6	2:20.543
2		2:12.171	36.038	39.662	56.471	247.1	4:36.244	2		2:07.654	35.426	38.108	54.120	244.3	4:28.197
3		2:11.370	35.871	39.932	55.567	243.7	6:47.614	3		2:07.783	35.162	38.402	54.219	247.7	6:35.980
4		2:09.567	34.753	39.233	55.581	246.0	8:57.181	4		2:07.077	34.938	37.965	54.174	247.7	8:43.057
5		2:12.144	37.458	39.351	55.335	247.7	11:09.325	5		2:07.340	34.624	38.736	53.980	246.5	10:50.397
6		2:09.884	35.753	38.966	55.165	246.0	13:19.209	6		2:06.455	34.671	38.015	53.769	246.0	12:56.852
7		2:09.669	35.417	39.034	55.218	246.0	15:28.878	7		2:06.390	34.504	38.028	53.858	246.0	15:03.242
8		2:09.952	35.565	39.081	55.306	245.4	17:38.830	8		2:06.435	34.550	37.848	54.037	246.5	17:09.677
9		2:10.483	35.766	39.156	55.561	245.4	19:49.313	9		2:06.364	34.547	37.960	53.857	247.7	19:16.041
10		2:11.169	36.179	39.343	55.647	244.8	22:00.482	10		2:07.355	34.443	37.903	55.009	246.5	21:23.396
11		2:12.751	35.982	39.769	57.000	244.8	24:13.233	11		2:06.806	35.070	37.987	53.749	249.4	23:30.202
12		2:14.168	37.817	39.857	56.494	246.5	26:27.401	12		2:06.086	34.368	37.778	53.940	245.4	25:36.288
13		2:12.325	36.336	39.598	56.391	244.3	28:39.726	13		2:06.304	34.531	37.805	53.968	246.5	27:42.592
14		2:13.438	36.456	40.181	56.801	244.8	30:53.164	14		2:06.147	34.437	37.827	53.883	246.5	29:48.739
15		2:13.822	36.545	40.198	57.079	245.4	33:06.986	15		2:05.723	34.171	37.698	53.854	246.5	31:54.462

87 Richard Wagner Porsche 911 GT3 Cup **115** Philipp Sager Porsche 911 GT3 Cup

Pro							BWT Lechner Racing		ProAm		Dinamic Motorsport				
Lap	D	Time	Sector 1	Sector 2	Sector 3	T. Spd	Elapsed	Lap	D	Time	Sector 1	Sector 2	Sector 3	T. Spd	Elapsed
1		2:16.181	42.576	38.696	54.909	206.8	2:16.181	1		2:24.946	45.900	41.601	57.445	218.1	2:24.946
2		2:08.303	35.484	38.271	54.548	248.2	4:24.484	2		2:12.849	36.312	40.594	55.943	247.7	4:37.795
3		2:06.928	34.857	38.189	53.882	245.4	6:31.412	3		2:13.541	37.421	39.769	56.351	245.4	6:51.336
4		2:06.402	34.703	37.934	53.765	246.5	8:37.814	4		2:12.185	36.470	39.892	55.823	246.0	9:03.521
5		2:06.112	34.673	37.955	53.484	247.1	10:43.926	5		2:11.058	36.413	39.310	55.335	246.0	11:14.579
6		2:06.562	34.982	38.049	53.531	247.1	12:50.488	6		2:10.062	35.876	38.825	55.361	247.1	13:24.641
7		2:06.312	34.571	37.895	53.846	247.7	14:56.800	7		2:09.645	35.964	38.833	54.848	246.5	15:34.286
8		2:06.362	34.579	38.006	53.777	248.2	17:03.162	8		2:09.672	35.524	38.924	55.224	246.5	17:43.958
9		2:06.428	34.750	37.924	53.754	247.7	19:09.590	9		2:08.882	35.462	38.720	54.700	247.1	19:52.840
10		2:06.181	34.585	37.985	53.611	247.7	21:15.771	10		2:09.543	35.764	38.882	54.897	246.5	22:02.383
11		2:06.714	34.760	37.915	54.039	247.1	23:22.485	11		2:10.491	35.804	38.885	55.802	247.1	24:12.874
12		2:06.897	35.031	37.986	53.880	246.5	25:29.382	12		2:10.784	36.102	39.230	55.452	246.0	26:23.658
13		2:07.039	35.023	38.033	53.983	247.7	27:36.421	13		2:10.468	36.074	38.904	55.490	246.5	28:34.126
14		2:06.661	34.607	37.917	54.137	247.1	29:43.082	14		2:09.453	35.717	38.848	54.888	246.5	30:43.579
15		2:06.403	34.764	37.797	53.842	248.2	31:49.485	15		2:09.538	35.643	38.845	55.050	247.7	32:53.117





Paul Ricard
Porsche Carrera Cup France
Race - 1
Lap Analysis



135

Thomas Fretin Rk

Porsche 911 GT3 Cup

Pro

YDEO Compétition

Lap	D	Time	Sector 1	Sector 2	Sector 3	T. Spd	Elapsed
1		2:25.597	46.704	41.059	57.834	217.3	2:25.597
2		2:12.454	36.578	40.103	55.773	244.8	4:38.051
3		2:10.455	36.384	39.293	54.778	240.5	6:48.506
4		2:09.151	35.382	39.107	54.662	247.1	8:57.657
5		2:09.826	36.399	38.853	54.574	247.7	11:07.483
6		2:08.568	35.275	38.783	54.510	242.6	13:16.051
7		2:08.119	34.978	38.624	54.517	246.0	15:24.170
8		2:08.455	35.069	38.667	54.719	247.1	17:32.625
9		2:08.060	34.976	38.513	54.571	246.5	19:40.685
10		2:08.400	34.968	38.824	54.608	246.5	21:49.085
11		2:08.627	35.044	38.812	54.771	246.5	23:57.712
12		2:09.951	35.616	39.464	54.871	246.0	26:07.663
13		2:09.451	35.677	38.991	54.783	244.8	28:17.114
14		2:08.524	35.103	38.541	54.880	246.0	30:25.638
15			35.276	38.675		246.5	

888

François Lansard

Porsche 911 GT3 Cup

ProAm

MRT by CLRT

Lap	D	Time	Sector 1	Sector 2	Sector 3	T. Spd	Elapsed
1		2:20.497	44.534	40.523	55.440	210.1	2:20.497
2		2:21.727 P	37.292	39.397	1:05.038	242.1	4:42.224

911

Christophe Lapierre

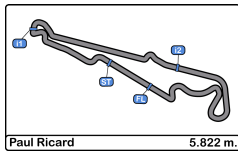
Porsche 911 GT3 Cup

ProAm

Pierre Martinet by Alméras

Lap	D	Time	Sector 1	Sector 2	Sector 3	T. Spd	Elapsed
1		2:19.378	44.261	40.464	54.653	210.9	2:19.378
2		2:08.496	35.389	38.979	54.128	244.8	4:27.874
3		2:08.933	35.915	38.615	54.403	246.5	6:36.807
4		2:07.631	35.085	38.536	54.010	248.2	8:44.438
5		2:07.191	34.850	38.457	53.884	245.4	10:51.629
6		2:07.116	34.875	38.354	53.887	247.1	12:58.745
7		2:07.076	34.896	38.218	53.962	246.5	15:05.821
8		2:07.018	34.827	38.335	53.856	247.1	17:12.839
9		2:07.018	34.805	38.193	54.020	246.5	19:19.857
10		2:07.274	34.994	38.176	54.104	246.0	21:27.131
11		2:07.334	35.122	38.187	54.025	246.0	23:34.465
12		2:08.264	35.359	38.420	54.485	246.0	25:42.729
13		2:08.239	35.278	38.294	54.667	246.0	27:50.968
14		2:08.433	35.212	38.640	54.581	244.8	29:59.401
15		2:08.972	35.288	38.480	55.204	246.0	32:08.373





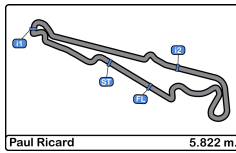
Paul Ricard
Porsche Carrera Cup France
Race - 1



Analysis by Lap

Num	Lap Time	Gap	Num	Lap Time	Gap	Num	Lap Time	Gap	Num	Lap Time	Gap	Num	Lap Time	Gap
Lap 1														
20	2:11.037		3	2:10.881	18.864	53	2:09.121	22.438	76	2:07.761	21.322	55	2:06.883	20.783
19	2:12.152	01.115	115	2:12.849	20.384	15	2:09.433	23.210	59	2:08.058	26.859	76	2:07.934	25.794
1	2:13.220	02.183	21	2:12.725	20.497	3	2:07.269	24.036	53	2:08.178	28.001	59	2:08.007	31.177
11	2:13.469	02.432	135	2:12.454	20.640	77	2:09.567	27.753	3	2:08.097	28.700	53	2:08.142	32.261
22	2:14.351	03.314	888	2:21.727	24.813	21	2:09.191	27.897	15	2:08.617	29.057	3	2:08.243	32.663
12	2:15.137	04.100	35	2:17.174	28.504	135	2:09.151	28.229	135	2:08.568	34.901	15	2:07.843	32.954
74	2:15.740	04.703	Num Lap Time Gap			17	2:22.672	29.625	21	2:09.433	35.721	135	2:08.455	39.662
16	2:15.928	04.891	Lap 3			115	2:12.185	34.093	77	2:09.884	38.059	21	2:08.263	40.473
87	2:16.181	05.144	20	2:05.994		44	2:10.873	43.481	115	2:10.062	43.491	77	2:09.952	45.867
33	2:16.464	05.427	19	2:06.081	00.969	35	2:17.566	52.485	44	2:11.858	55.884	115	2:09.672	50.995
23	2:16.832	05.795	1	2:06.829	03.442	Num Lap Time Gap			35	2:17.003	1:15.076	44	2:12.525	1:09.547
7	2:17.215	06.178	11	2:06.523	03.940	Lap 5			17	2:09.392	1:33.967	35	2:15.439	1:35.269
17	2:18.439	07.402	22	2:06.992	05.295	20	2:05.984		Num Lap Time Gap			17	2:13.451	1:43.354
911	2:19.378	08.341	12	2:06.812	05.773	19	2:05.672	01.017	Lap 7			Num Lap Time Gap		
888	2:20.497	09.460	87	2:06.928	08.007	1	2:06.588	04.955	20	2:05.816		20	2:05.816	
99	2:20.543	09.506	33	2:08.018	09.987	11	2:06.506	05.145	19	2:05.545	01.023	19	2:05.545	01.023
76	2:21.010	09.973	16	2:08.936	10.656	22	2:06.238	06.115	1	2:06.211	06.455	1	2:06.211	06.455
55	2:21.378	10.341	7	2:09.498	11.800	12	2:06.157	06.820	11	2:06.256	06.738	11	2:06.256	06.738
59	2:22.032	10.995	23	2:08.920	11.965	87	2:06.112	08.514	22	2:06.608	07.791	22	2:06.608	07.791
44	2:23.075	12.038	99	2:07.783	12.575	33	2:06.571	11.455	12	2:06.931	09.110	12	2:06.931	09.110
53	2:23.632	12.595	17	2:09.360	12.976	16	2:07.016	12.766	87	2:06.312	09.834	87	2:06.312	09.834
77	2:24.073	13.036	911	2:08.933	13.402	7	2:06.879	13.372	33	2:06.552	13.104	33	2:06.552	13.104
15	2:24.447	13.410	55	2:07.738	14.565	99	2:07.340	14.985	16	2:07.319	15.526	16	2:07.319	15.526
115	2:24.946	13.909	76	2:07.932	15.255	911	2:07.191	16.217	99	2:06.390	16.276	99	2:06.390	16.276
21	2:25.183	14.146	59	2:09.475	18.695	55	2:07.539	17.568	7	2:07.600	16.879	7	2:07.600	16.879
3	2:25.394	14.357	53	2:09.105	19.340	76	2:08.401	19.299	911	2:07.076	18.855	911	2:07.076	18.855
135	2:25.597	14.560	15	2:08.120	19.800	59	2:09.047	24.539	55	2:06.823	19.897	55	2:06.823	19.897
35	2:28.741	17.704	3	2:09.920	22.790	53	2:09.107	25.561	76	2:08.351	23.857	76	2:08.351	23.857
Num Lap Time Gap			77	2:11.370	24.209	15	2:08.952	26.178	59	2:08.124	29.167	59	2:08.124	29.167
Lap 2			21	2:10.226	24.729	3	2:08.289	26.341	53	2:07.931	30.116	53	2:07.931	30.116
20	2:06.374		135	2:10.455	25.101	21	2:10.113	32.026	3	2:07.533	30.417	3	2:07.533	30.417
19	2:06.141	00.882	115	2:13.541	27.931	135	2:09.826	32.071	15	2:07.867	31.108	15	2:07.867	31.108
1	2:06.798	02.607	44	2:26.472	38.631	77	2:12.144	33.913	135	2:08.119	37.204	135	2:08.119	37.204
11	2:07.353	03.411	35	2:18.432	40.942	115	2:11.058	39.167	21	2:08.302	38.207	21	2:08.302	38.207
22	2:07.357	04.297	Num Lap Time Gap			23	2:34.443	41.535	77	2:09.669	41.912	77	2:09.669	41.912
12	2:07.229	04.955	Lap 4			44	2:12.267	49.764	115	2:09.645	47.320	115	2:09.645	47.320
87	2:08.303	07.073	20	2:06.023		35	2:17.310	1:03.811	44	2:12.951	1:03.019	44	2:12.951	1:03.019
16	2:09.197	07.714	19	2:06.383	01.329	17	3:06.672	1:30.313	35	2:16.567	1:25.827	35	2:16.567	1:25.827
33	2:08.910	07.963	1	2:06.932	04.351	Num Lap Time Gap			17	2:07.749	1:35.900	17	2:07.749	1:35.900
74	2:09.788	08.117	11	2:06.706	04.623	Lap 6			Num Lap Time Gap			Num Lap Time Gap		
7	2:08.492	08.296	74	4:09.517	1 Lap	20	2:05.738		Lap 8			Lap 10		
23	2:09.618	09.039	22	2:06.589	05.861	19	2:06.015	01.294	20	2:05.997		20	2:05.608	
17	2:08.582	09.610	12	2:06.897	06.647	1	2:06.843	06.060	19	2:05.677	00.703	19	2:05.681	01.086
911	2:08.496	10.463	87	2:06.402	08.386	11	2:06.891	06.298	1	2:05.939	06.397	1	2:05.877	06.655
99	2:07.654	10.786	33	2:06.904	10.868	22	2:06.622	06.999	11	2:06.068	06.809	11	2:05.595	07.187
55	2:08.854	12.821	16	2:07.101	11.734	12	2:06.913	07.995	22	2:06.214	08.008	22	2:05.957	09.231
76	2:09.718	13.317	7	2:06.700	12.477	87	2:06.562	09.338	12	2:06.666	09.779	12	2:06.117	11.037
59	2:10.593	15.214	23	2:07.134	13.076	33	2:06.651	12.368	87	2:06.362	10.199	87	2:06.181	11.637
53	2:10.008	16.229	99	2:07.077	13.629	16	2:06.995	14.023	33	2:06.532	13.639	33	2:06.308	15.184
15	2:10.638	17.674	911	2:07.631	15.010	7	2:07.461	15.095	16	2:06.870	16.399	16	2:07.573	19.062
44	2:12.489	18.153	55	2:07.471	16.013	99	2:06.455	15.702	99	2:06.435	16.714	99	2:07.355	19.262
77	2:12.171	18.833	76	2:07.650	16.882	911	2:07.116	17.595	7	2:06.700	17.582	7	2:06.969	20.036
			59	2:08.804	21.476	55	2:07.060	18.890	911	2:07.018	19.876	911	2:07.274	22.997





Paul Ricard
Porsche Carrera Cup France
Race - 1



Analysis by Lap

Num	Lap Time	Gap	Num	Lap Time	Gap	Num	Lap Time	Gap
55	2:07.070	23.437	55	2:10.740	30.573	76	2:08.179	38.354
76	2:07.958	29.943	76	2:08.283	34.213	35	2:20.033	1 Lap
59	2:08.385	36.481	16	2:21.199	36.625	59	2:08.286	47.518
3	2:08.315	38.750	59	2:08.997	42.773	3	2:08.577	48.991
15	2:08.427	39.068	3	2:08.975	43.902	15	2:08.615	49.284
135	2:08.400	44.951	15	2:08.970	44.220	135	2:08.524	57.817
53	2:08.721	50.039	135	2:09.951	51.690	53	2:08.012	58.974
21	2:15.828	53.472	53	2:08.157	54.907	21	2:11.437	1:14.603
77	2:11.169	56.348	21	2:11.893	1:02.927	115	2:09.453	1:15.758
115	2:09.543	58.249	115	2:10.784	1:07.685	77	2:13.438	1:25.343
17	3:44.294	1 Lap	77	2:14.168	1:11.428	44	2:12.045	1:49.054
44	2:12.735	1:23.629	17	2:08.220	1 Lap			
35	2:15.901	1:56.844	44	2:12.412	1:36.835			
Num	Lap Time	Gap	Num	Lap Time	Gap	Lap 15		
Lap 11			Lap 13			20	2:06.212	
20	2:05.706		20	2:05.914		19	2:06.145	01.468
19	2:05.605	00.985	19	2:06.055	01.474	1	2:07.604	08.394
1	2:05.606	06.555	1	2:06.188	06.792	11	2:07.450	08.455
11	2:05.504	06.985	11	2:05.896	07.072	22	2:05.635	10.390
22	2:06.013	09.538	22	2:06.567	11.128	12	2:06.707	15.121
12	2:06.620	11.951	12	2:07.672	14.181	87	2:06.403	15.452
87	2:06.714	12.645	87	2:07.039	14.534	33	2:06.503	18.190
33	2:06.233	15.711	33	2:07.163	17.664	99	2:05.723	20.429
99	2:06.806	20.362	99	2:06.304	20.705	7	2:06.804	25.769
7	2:06.651	20.981	7	2:07.686	23.847	911	2:08.972	34.340
16	2:08.203	21.559	911	2:08.239	29.081	55	2:09.040	39.022
911	2:07.334	24.625	35	2:26.226	1 Lap	76	2:07.539	39.681
55	2:08.235	25.966	55	2:08.888	33.547	59	2:08.936	50.242
76	2:07.826	32.063	76	2:07.810	36.109	3	2:09.932	52.711
59	2:09.134	39.909	59	2:08.307	45.166	15	2:09.682	52.754
3	2:08.016	41.060	3	2:08.360	46.348	35	2:19.185	1 Lap
15	2:08.021	41.383	15	2:08.297	46.603	53	2:08.137	1:00.899
135	2:08.627	47.872	135	2:09.451	55.227	21	2:10.422	1:18.813
53	2:08.550	52.883	53	2:07.903	56.896	115	2:09.538	1:19.084
21	2:09.401	57.167	21	2:12.087	1:09.100	77	2:13.822	1:32.953
115	2:10.491	1:03.034	115	2:10.468	1:12.239	44	2:11.394	1:54.236
77	2:12.751	1:03.393	77	2:12.325	1:17.839			
17	2:07.120	1 Lap	17	2:23.185	1 Lap			
44	2:12.633	1:30.556	44	2:12.022	1:42.943			
Num	Lap Time	Gap	Num	Lap Time	Gap	Lap 12		
Lap 12			Lap 14			20	2:06.133	
20	2:06.133		20	2:05.934		19	2:06.481	01.333
19	2:06.481	01.333	19	2:05.995	01.535	1	2:06.096	06.518
1	2:06.096	06.518	1	2:06.144	07.002	11	2:06.238	07.090
11	2:06.238	07.090	11	2:06.079	07.217	22	2:07.070	10.475
22	2:07.070	10.475	22	2:05.773	10.967	35	2:26.187	1 Lap
35	2:26.187	1 Lap	12	2:06.379	14.626	12	2:06.605	12.423
12	2:06.605	12.423	87	2:06.661	15.261	87	2:06.897	13.409
87	2:06.897	13.409	33	2:06.169	17.899	33	2:06.837	16.415
33	2:06.837	16.415	99	2:06.147	20.918	99	2:06.086	20.315
99	2:06.086	20.315	7	2:07.264	25.177	7	2:07.227	22.075
7	2:07.227	22.075	911	2:08.433	31.580	911	2:08.264	26.756
911	2:08.264	26.756	55	2:08.581	36.194			



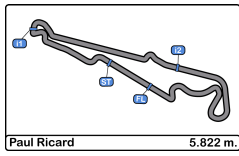


Paul Ricard
Porsche Carrera Cup France
Race - 1

PORSCHE
CARRERA CUP
FRANCE



Best Sectors Results

Sector - 1			Sector - 2			Sector - 3			Ideal Lap vs Best Lap						
Clas	Nº	Driver	Time	Nº	Driver	Time	Nº	Driver	Time	Clas	Nº	Driver	Ideal Lap	Best Lap	Clas
1	99	Marvin Klein	34.171	99	Marvin Klein	37.698	20	Jaxon Evans	53.232	1	19	Dorian Boccolacci Rk	2:05.354	2:05.545	2
2	19	Dorian Boccolacci Rk	34.282	22	Alessandro Ghiretti Rk	37.707	11	Florian Latorre	53.256	2	1	Jean-Baptiste	2:05.379	2:05.552	3
3	1	Jean-Baptiste	34.319	1	Jean-Baptiste	37.754	19	Dorian Boccolacci Rk	53.269	3	11	Florian Latorre	2:05.409	2:05.504	1
4	20	Jaxon Evans	34.336	87	Richard Wagner	37.797	1	Jean-Baptiste	53.306	4	20	Jaxon Evans	2:05.490	2:05.563	4
5	11	Florian Latorre	34.343	19	Dorian Boccolacci Rk	37.803	22	Alessandro Ghiretti Rk	53.440	5	22	Alessandro Ghiretti Rk	2:05.598	2:05.635	5
6	12	Gianmarco	34.383	11	Florian Latorre	37.810	87	Richard Wagner	53.484	6	99	Marvin Klein	2:05.618	2:05.723	6
7	16	Ugo Gazil Rk	34.438	7	Jérôme Boullery	37.812	12	Gianmarco	53.676	7	87	Richard Wagner	2:05.852	2:06.112	7
8	22	Alessandro Ghiretti Rk	34.451	16	Ugo Gazil Rk	37.845	33	Evan Spenle	53.697	8	12	Gianmarco	2:05.966	2:06.117	8
9	33	Evan Spenle	34.482	33	Evan Spenle	37.902	23	Victor Weyrich	53.732	9	33	Evan Spenle	2:06.081	2:06.169	9
10	87	Richard Wagner	34.571	12	Gianmarco	37.907	99	Marvin Klein	53.749	10	7	Jérôme Boullery	2:06.252	2:06.651	11
11	7	Jérôme Boullery	34.597	20	Jaxon Evans	37.922	7	Jérôme Boullery	53.843	11	16	Ugo Gazil Rk	2:06.261	2:06.261	10
12	55	Nicolas Misslin	34.626	53	Arthur Mathieu Rk	38.036	911	Christophe Lapierre	53.856	12	55	Nicolas Misslin	2:06.726	2:06.755	12
13	77	Tugdual Rabreau	34.753	55	Nicolas Misslin	38.080	16	Ugo Gazil Rk	53.978	13	911	Christophe Lapierre	2:06.837	2:07.018	13
14	17	Enrico Fulgenzi	34.759	3	Milan Petelet Rk	38.111	55	Nicolas Misslin	54.020	14	23	Victor Weyrich	2:06.860	2:07.134	15
15	3	Milan Petelet Rk	34.783	76	Raymond Narac	38.140	3	Milan Petelet Rk	54.069	15	3	Milan Petelet Rk	2:06.963	2:07.269	16
16	91	Christophe Lapierre	34.805	911	Christophe Lapierre	38.176	17	Enrico Fulgenzi	54.092	16	17	Enrico Fulgenzi	2:07.075	2:07.120	14
17	15	Henry Hassid	34.851	23	Victor Weyrich	38.194	15	Henry Hassid	54.168	17	76	Raymond Narac	2:07.193	2:07.362	17
18	76	Raymond Narac	34.859	15	Henry Hassid	38.208	76	Raymond Narac	54.194	18	15	Henry Hassid	2:07.227	2:07.843	18
19	23	Victor Weyrich	34.934	17	Enrico Fulgenzi	38.224	21	Clément Mateu	54.324	19	53	Arthur Mathieu Rk	2:07.451	2:07.903	19
20	13	Thomas Fretin Rk	34.968	59	Maxence Maurice	38.252	53	Arthur Mathieu Rk	54.354	20	21	Clément Mateu	2:07.759	2:08.263	22
21	21	Clément Mateu	34.977	74	Victor Blugeon	38.324	59	Maxence Maurice	54.437	21	59	Maxence Maurice	2:07.860	2:08.007	20
22	53	Arthur Mathieu Rk	35.061	21	Clément Mateu	38.458	135	Thomas Fretin Rk	54.510	22	135	Thomas Fretin Rk	2:07.991	2:08.060	21
23	59	Maxence Maurice	35.171	135	Thomas Fretin Rk	38.513	74	Victor Blugeon	54.669	23	115	Philipp Sager	2:08.882	2:08.882	23
24	11	Philipp Sager	35.462	115	Philipp Sager	38.720	115	Philipp Sager	54.700	24	77	Tugdual Rabreau	2:08.884	2:09.567	24
25	44	Franck Leherpeur	35.903	77	Tugdual Rabreau	38.966	77	Tugdual Rabreau	55.165	25	74	Victor Blugeon	2:09.788	2:09.788	25
26	35	Benoit Fretin	36.654	44	Franck Leherpeur	39.289	888	François Lansard	55.440	26	44	Franck Leherpeur	2:10.669	2:10.873	26
27	74	Victor Blugeon	36.795	888	François Lansard	39.397	44	Franck Leherpeur	55.477	27	888	François Lansard	2:12.129	2:20.497	28
28	88	François Lansard	37.292	35	Benoit Fretin	40.927	35	Benoit Fretin	57.685	28	35	Benoit Fretin	2:15.266	2:15.439	27



Paul Ricard
Porsche Carrera Cup France
Race - 1
Leader Sequence

PORSCHE
CARRERA CUP
FRANCE

N°	Driver	Nat	Cat	Clas	Team	Nat	Vehicle	Start Lap	End Lap	Laps	Total Laps
20	Jaxon Evans	 NZL	Pro		Martinet by Alméras	 FRA	Porsche 911 GT3 Cup	1	15	15	15



Paul Ricard
Porsche Carrera Cup France
Race - 1
Best 5 Lap Times

PORSCHE
CARRERA CUP
FRANCE

Paul Ricard 5.822 m

Cls	N°	Driver	Nat	Cat	Cls	Team	Nat	Vehicle	Best 1		Best 2		Best 3		Best 4		Best 5	
									Time	Lap	Time	Lap	Time	Lap	Time	Lap	Time	Lap
1	11	Florian Latorre	FRA	Pro	1	CLRT	FRA	Porsche 911 GT3 Cup	2:05.504	11	2:05.595	10	2:05.896	13	2:05.954	9	2:06.068	8
2	19	Dorian Boccolacci	FRA	Pro	2	Martinet by Alméras	FRA	Porsche 911 GT3 Cup	2:05.545	7	2:05.605	11	2:05.672	5	2:05.677	8	2:05.681	10
3	1	Jean-Baptiste	FRA	Pro	3	BWT Lechner Racing	AUT	Porsche 911 GT3 Cup	2:05.552	9	2:05.606	11	2:05.877	10	2:05.939	8	2:06.096	12
4	20	Jaxon Evans	NZL	Pro	4	Martinet by Alméras	FRA	Porsche 911 GT3 Cup	2:05.563	9	2:05.608	10	2:05.706	11	2:05.738	6	2:05.816	7
5	22	Alessandro Ghiretti	FRA	Pro	5	Martinet by Alméras	FRA	Porsche 911 GT3 Cup	2:05.635	15	2:05.773	14	2:05.957	10	2:06.013	11	2:06.214	8
6	99	Marvin Klein	FRA	Pro	6	CLRT	FRA	Porsche 911 GT3 Cup	2:05.723	15	2:06.086	12	2:06.147	14	2:06.304	13	2:06.364	9
7	87	Richard Wagner	DEU	Pro	7	BWT Lechner Racing	AUT	Porsche 911 GT3 Cup	2:06.112	5	2:06.181	10	2:06.312	7	2:06.362	8	2:06.402	4
8	12	Gianmarco	ITA	Pro	8	Ombra Racing	ITA	Porsche 911 GT3 Cup	2:06.117	10	2:06.157	5	2:06.312	9	2:06.379	14	2:06.605	12
9	33	Evan Spenle	FRA	Pro	9	MRT by CLRT	FRA	Porsche 911 GT3 Cup	2:06.169	14	2:06.233	11	2:06.308	10	2:06.408	9	2:06.503	15
10	16	Ugo Gazil Rk	FRA	Pro	10	Pierre Martinet by Alméras	FRA	Porsche 911 GT3 Cup	2:06.261	9	2:06.870	8	2:06.995	6	2:07.016	5	2:07.101	4
11	7	Jérôme Boullery	FRA	ProAm	1	YDEO by Racing Technology	FRA	Porsche 911 GT3 Cup	2:06.651	11	2:06.656	9	2:06.700	4	2:06.700	8	2:06.804	15
12	55	Nicolas Misslin	MCO	ProAm	2	BWT Lechner Racing	AUT	Porsche 911 GT3 Cup	2:06.755	9	2:06.823	7	2:06.883	8	2:07.060	6	2:07.070	10
13	911	Christophe Lapierre	FRA	ProAm	3	Pierre Martinet by Alméras	FRA	Porsche 911 GT3 Cup	2:07.018	8	2:07.018	9	2:07.076	7	2:07.116	6	2:07.191	5
14	17	Enrico Fulgenzi	ITA	Pro	11	EF Racing	ITA	Porsche 911 GT3 Cup	2:07.120	10	2:07.749	7	2:08.220	11	2:08.582	2	2:09.360	3
15	23	Victor Weyrich	FRA	Pro	12	Pierre Martinet by Alméras	FRA	Porsche 911 GT3 Cup	2:07.134	4	2:08.920	3	2:09.618	2	2:16.832	1	2:34.443	5
16	3	Milan Petelet Rk	FRA	Pro	13	ABM	FRA	Porsche 911 GT3 Cup	2:07.269	4	2:07.533	7	2:08.016	11	2:08.097	6	2:08.243	8
17	76	Raymond Narac	FRA	ProAm	4	IMSA Performance	FRA	Porsche 911 GT3 Cup	2:07.362	9	2:07.539	15	2:07.650	4	2:07.761	6	2:07.810	13
18	15	Henry Hassid	FRA	ProAm	5	MRT by CLRT	FRA	Porsche 911 GT3 Cup	2:07.843	8	2:07.867	7	2:08.021	11	2:08.120	3	2:08.297	13
19	53	Arthur Mathieu Rk	FRA	Pro	14	Spark Motorsport	FRA	Porsche 911 GT3 Cup	2:07.903	13	2:07.931	7	2:08.012	14	2:08.137	15	2:08.142	8
20	59	Maxence Maurice	FRA	Am	1	IMSA Performance	FRA	Porsche 911 GT3 Cup	2:08.007	8	2:08.058	6	2:08.090	9	2:08.124	7	2:08.286	14
21	135	Thomas Fretin Rk	FRA	Pro	15	YDEO Compétition	FRA	Porsche 911 GT3 Cup	2:08.060	9	2:08.119	7	2:08.400	10	2:08.455	8	2:08.524	14
22	21	Clément Mateu	FRA	ProAm	6	Martinet by Alméras	FRA	Porsche 911 GT3 Cup	2:08.263	8	2:08.302	7	2:08.342	9	2:09.191	4	2:09.401	11
23	115	Philipp Sager	AUT	ProAm	7	Dinamic Motorsport	ITA	Porsche 911 GT3 Cup	2:08.882	9	2:09.453	14	2:09.538	15	2:09.543	10	2:09.645	7
24	77	Tugdual Rabreau	FRA	Am	2	CLRT	FRA	Porsche 911 GT3 Cup	2:09.567	4	2:09.669	7	2:09.884	6	2:09.952	8	2:10.483	9
25	74	Victor Blugeon	FRA	Pro	16	ABM	FRA	Porsche 911 GT3 Cup	2:09.788	2	2:15.740	1	4:09.517	3				
26	44	Franck Leherpeur	FRA	Am	3	CLRT	FRA	Porsche 911 GT3 Cup	2:10.873	4	2:11.394	15	2:11.858	6	2:12.022	13	2:12.045	14
27	35	Benoit Fretin	FRA	Am	4	YDEO Compétition	FRA	Porsche 911 GT3 Cup	2:15.439	8	2:15.901	10	2:16.567	7	2:16.845	9	2:17.003	6
28	888	François Lansard	FRA	ProAm	8	MRT by CLRT	FRA	Porsche 911 GT3 Cup	2:20.497	1	2:21.727	2						



Paul Ricard
Porsche Carrera Cup France
Race - 1
Best 5 Top Speeds

PORSCHE
CARRERA CUP
FRANCE

Clas	N°	Driver	Nat	Cat	Cla	Team	Nat	Vehicle	Top 1		Top 2		Top 3		Top 4		Top 5		Avg
									Km/h	Lap	Km/h	Lap	Km/h	Lap	Km/h	Lap	Km/h	Lap	
1	11	Florian Latorre	FRA	Pro	1	CLRT	FRA	Porsche 911 GT3 Cup	250.0	15	248.8	6	248.2	7	247.7	8	247.7	9	248.5
2	99	Marvin Klein	FRA	Pro	2	CLRT	FRA	Porsche 911 GT3 Cup	249.4	11	247.7	3	247.7	4	247.7	9	246.5	5	247.8
3	7	Jérôme Boullery	FRA	ProAm	1	YDEO by Racing Technology	FRA	Porsche 911 GT3 Cup	248.8	3	248.2	8	247.7	2	247.7	6	247.7	7	248.0
4	15	Henry Hassid	FRA	ProAm	2	MRT by CLRT	FRA	Porsche 911 GT3 Cup	248.8	15	248.2	14	247.1	12	247.1	13	246.5	4	247.5
5	33	Evan Spenle	FRA	Pro	3	MRT by CLRT	FRA	Porsche 911 GT3 Cup	248.8	3	248.2	2	247.1	15	246.5	8	246.5	9	247.4
6	21	Clément Mateu	FRA	ProAm	3	Martinet by Alméras	FRA	Porsche 911 GT3 Cup	248.2	3	247.7	5	247.1	7	246.5	4	246.5	9	247.2
7	23	Victor Weyrich	FRA	Pro	4	Pierre Martinet by Alméras	FRA	Porsche 911 GT3 Cup	248.2	4	247.1	2	247.1	3	247.1	5	204.9	1	238.9
8	74	Victor Blugeon	FRA	Pro	5	ABM	FRA	Porsche 911 GT3 Cup	248.2	3	246.5	2	200.0	1					231.6
9	87	Richard Wagner	GER	Pro	6	BWT Lechner Racing	AUT	Porsche 911 GT3 Cup	248.2	2	248.2	8	248.2	15	247.7	7	247.7	9	248.0
10	911	Christophe Lapierre	FRA	ProAm	4	Pierre Martinet by Alméras	FRA	Porsche 911 GT3 Cup	248.2	4	247.1	6	247.1	8	246.5	3	246.5	7	247.1
11	3	Milan Petelet Rk	FRA	Pro	7	ABM	FRA	Porsche 911 GT3 Cup	247.7	8	247.7	9	247.1	15	246.5	7	246.5	14	247.1
12	16	Ugo Gazil Rk	FRA	Pro	8	Pierre Martinet by Alméras	FRA	Porsche 911 GT3 Cup	247.7	2	247.1	6	247.1	9	247.1	12	246.5	3	247.1
13	17	Enrico Fulgenzi	ITA	Pro	9	EF Racing	ITA	Porsche 911 GT3 Cup	247.7	3	247.7	4	246.0	2	246.0	8	246.0	11	246.6
14	22	Alessandro Ghiretti	FRA	Pro	10	Martinet by Alméras	FRA	Porsche 911 GT3 Cup	247.7	9	247.1	7	247.1	10	247.1	15	246.5	4	247.1
15	53	Arthur Mathieu Rk	FRA	Pro	11	Spark Motorsport	FRA	Porsche 911 GT3 Cup	247.7	15	247.1	4	247.1	7	247.1	14	246.5	2	247.1
16	55	Nicolas Misslin	MCO	ProAm	5	BWT Lechner Racing	AUT	Porsche 911 GT3 Cup	247.7	2	247.7	4	247.7	7	247.7	9	247.7	11	247.7
17	76	Raymond Narac	FRA	ProAm	6	IMSA Performance	FRA	Porsche 911 GT3 Cup	247.7	4	247.1	5	247.1	6	247.1	15	246.5	3	247.1
18	77	Tugdual Rabreau	FRA	Am	1	CLRT	FRA	Porsche 911 GT3 Cup	247.7	5	247.1	2	246.5	12	246.0	4	246.0	6	246.6
19	115	Philipp Sager	AUT	ProAm	7	Dinamic Motorsport	ITA	Porsche 911 GT3 Cup	247.7	2	247.7	15	247.1	6	247.1	9	247.1	11	247.3
20	135	Thomas Fretin Rk	FRA	Pro	12	YDEO Compétition	FRA	Porsche 911 GT3 Cup	247.7	5	247.1	4	247.1	8	246.5	9	246.5	10	247.0
21	12	Gianmarco	ITA	Pro	13	Ombra Racing	ITA	Porsche 911 GT3 Cup	247.1	3	247.1	4	247.1	5	247.1	6	247.1	8	247.1
22	20	Jaxon Evans	NZL	Pro	14	Martinet by Alméras	FRA	Porsche 911 GT3 Cup	247.1	15	246.5	7	246.5	9	246.5	10	246.5	12	246.6
23	59	Maxence Maurice	FRA	Am	2	IMSA Performance	FRA	Porsche 911 GT3 Cup	247.1	15	246.5	3	246.0	2	246.0	7	246.0	8	246.3
24	1	Jean-Baptiste	FRA	Pro	15	BWT Lechner Racing	AUT	Porsche 911 GT3 Cup	246.5	10	246.5	15	246.0	3	246.0	4	246.0	6	246.2
25	19	Dorian Boccolacci Rk	FRA	Pro	16	Martinet by Alméras	FRA	Porsche 911 GT3 Cup	246.5	9	246.5	10	246.5	12	246.5	15	246.0	7	246.4
26	35	Benoit Fretin	FRA	Am	3	YDEO Compétition	FRA	Porsche 911 GT3 Cup	244.3	14	243.7	3	243.7	6	243.7	9	243.2	2	243.7
27	44	Franck Leherpeur	FRA	Am	4	CLRT	FRA	Porsche 911 GT3 Cup	243.7	2	243.7	15	243.2	5	243.2	7	243.2	9	243.4
28	888	François Lansard	FRA	ProAm	8	MRT by CLRT	FRA	Porsche 911 GT3 Cup	242.1	2	210.1	1							226.1



Paul Ricard
Porsche Carrera Cup France
Race - 1

PORSCHE
CARRERA CUP
FRANCE

Paul Ricard 5.822 m

Fastest Laps Sequence

Lap	Time of Day	Session Time	N°	Driver	Nat	Cat	Team	Nat	Vehicle	Time	Km/h
2	14:58:17.548	4:17.548	20	Jaxon Evans		NZL	Pro Martinet by Alméras		FRA Porsche 911 GT3	2:06.374	165.8
2	14:58:18.429	4:18.429	19	Dorian Boccolacci Rk		FRA	Pro Martinet by Alméras		FRA Porsche 911 GT3	2:06.141	166.1
3	15:00:23.542	6:23.542	20	Jaxon Evans		NZL	Pro Martinet by Alméras		FRA Porsche 911 GT3	2:05.994	166.3
5	15:04:35.549	10:35.549	20	Jaxon Evans		NZL	Pro Martinet by Alméras		FRA Porsche 911 GT3	2:05.984	166.3
5	15:04:36.566	10:36.566	19	Dorian Boccolacci Rk		FRA	Pro Martinet by Alméras		FRA Porsche 911 GT3	2:05.672	166.7
7	15:08:48.125	14:48.125	19	Dorian Boccolacci Rk		FRA	Pro Martinet by Alméras		FRA Porsche 911 GT3	2:05.545	166.9
11	15:17:16.962	23:16.962	11	Florian Latorre		FRA	Pro CLRT		FRA Porsche 911 GT3	2:05.504	167.0



Paul Ricard
Porsche Carrera Cup France
Race - 1

PORSCHE
CARRERA CUP
FRANCE

Event Best Maximum Speed

N°	Driver	Nat	Cat	Clas	Team	Nat	Vehicle	Km/h	Session
11	Florian Latorre	FRA	Pro	1	CLRT	FRA	Porsche 911 GT3	250.0	Race - 1
99	Marvin Klein	FRA	Pro	2	CLRT	FRA	Porsche 911 GT3	249.4	Race - 1
33	Evan Spenle	FRA	Pro	3	MRT by CLRT	FRA	Porsche 911 GT3	248.8	Race - 1
7	Jérôme Boullery	FRA	ProAm	1	YDEO by Racing Technology	FRA	Porsche 911 GT3	248.8	Race - 1
15	Henry Hassid	FRA	ProAm	2	MRT by CLRT	FRA	Porsche 911 GT3	248.8	Race - 1
74	Victor Blugeon	FRA	Pro	4	ABM	FRA	Porsche 911 GT3	248.2	Race - 1
21	Clément Mateu	FRA	ProAm	3	Martinet by Alméras	FRA	Porsche 911 GT3	248.2	Race - 1
23	Victor Weyrich	FRA	Pro	5	Pierre Martinet by Alméras	FRA	Porsche 911 GT3	248.2	Race - 1
911	Christophe Lapierre	FRA	ProAm	4	Pierre Martinet by Alméras	FRA	Porsche 911 GT3	248.2	Race - 1
87	Richard Wagner	DEU	Pro	6	BWT Lechner Racing	AUT	Porsche 911 GT3	248.2	Race - 1
16	Ugo Gazil Rk	FRA	Pro	7	Pierre Martinet by Alméras	FRA	Porsche 911 GT3	247.7	Race - 1
115	Philipp Sager	AUT	ProAm	5	Dinamic Motorsport	ITA	Porsche 911 GT3	247.7	Race - 1
17	Enrico Fulgenzi	ITA	Pro	8	EF Racing	ITA	Porsche 911 GT3	247.7	Race - 1
76	Raymond Narac	FRA	ProAm	6	IMSA Performance	FRA	Porsche 911 GT3	247.7	Race - 1
77	Tugdual Rabreau	FRA	Am	1	CLRT	FRA	Porsche 911 GT3	247.7	Race - 1
135	Thomas Fretin Rk	FRA	Pro	9	YDEO Compétition	FRA	Porsche 911 GT3	247.7	Race - 1
55	Nicolas Misslin	MCO	ProAm	7	BWT Lechner Racing	AUT	Porsche 911 GT3	247.7	Race - 1
22	Alessandro Ghiretti	FRA	Pro	10	Martinet by Alméras	FRA	Porsche 911 GT3	247.7	Race - 1
3	Milan Petelet Rk	FRA	Pro	11	ABM	FRA	Porsche 911 GT3	247.7	Race - 1
53	Arthur Mathieu Rk	FRA	Pro	12	Spark Motorsport	FRA	Porsche 911 GT3	247.7	Race - 1
12	Gianmarco	ITA	Pro	13	Ombra Racing	ITA	Porsche 911 GT3	247.1	Race - 1
20	Jaxon Evans	NZL	Pro	14	Martinet by Alméras	FRA	Porsche 911 GT3	247.1	Race - 1
59	Maxence Maurice	FRA	Am	2	IMSA Performance	FRA	Porsche 911 GT3	247.1	Race - 1
1	Jean-Baptiste	FRA	Pro	15	BWT Lechner Racing	AUT	Porsche 911 GT3	246.5	Qualifying
19	Dorian Boccolacci Rk	FRA	Pro	16	Martinet by Alméras	FRA	Porsche 911 GT3	246.5	Race - 1
888	François Lansard	FRA	ProAm	8	MRT by CLRT	FRA	Porsche 911 GT3	246.0	Qualifying
44	Franck Leherpeur	FRA	Am	3	CLRT	FRA	Porsche 911 GT3	244.8	Qualifying
35	Benoit Fretin	FRA	Am	4	YDEO Compétition	FRA	Porsche 911 GT3	244.3	Race - 1



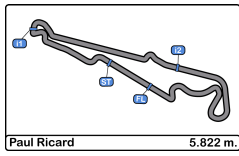
Paul Ricard
Porsche Carrera Cup France
Race - 1
Lap Chart



LAP

Nr	Pos	Grid	1	2	3	4	5	6	7	8	9	10	11	12	13	14	15
19	1	19	20	20	20	20	20	20	20	20	20	20	20	20	20	20	20
20	2	20	19	19	19	19	19	19	19	19	19	19	19	19	19	19	19
11	3	11	1	1	1	1	1	1	1	1	1	1	1	1	1	1	1
1	4	1	11	11	11	11	11	11	11	11	11	11	11	11	11	11	11
99	5	99	22	22	22	22	22	22	22	22	22	22	22	22	22	22	22
22	6	22	12	12	12	12	12	12	12	12	12	12	12	12	12	12	12
74	7	74	74	87	87	87	87	87	87	87	87	87	87	87	87	87	87
16	8	16	16	16	33	33	33	33	33	33	33	33	33	33	33	33	33
12	9	12	87	33	16	16	16	16	16	16	16	16	99	99	99	99	99
33	10	33	33	74	7	7	7	7	99	99	99	99	7	7	7	7	7
23	11	23	23	7	23	23	99	99	7	7	7	7	16	911	911	911	911
87	12	87	7	23	99	99	911	911	911	911	911	911	55	55	55	55	55
7	13	7	17	17	17	911	55	55	55	55	55	55	76	76	76	76	76
17	14	17	911	911	911	55	76	76	76	76	76	76	16	59	59	59	59
55	15	55	888	99	55	76	59	59	59	59	59	59	59	3	3	3	3
911	16	911	99	55	76	59	53	53	53	53	3	3	3	3	15	15	15
76	17	76	76	76	59	53	15	3	3	3	15	15	15	15	135	135	53
59	18	59	55	59	53	15	3	15	15	15	135	135	135	135	53	53	21
888	19	888	59	53	15	3	21	135	135	135	21	53	53	53	21	21	115
53	20	53	44	15	3	77	135	21	21	21	53	21	21	21	115	115	77
135	21	135	53	44	77	21	77	77	77	77	77	77	115	115	77	77	44
21	22	21	77	77	21	135	115	115	115	115	115	115	77	77	44	44	
115	23	115	15	3	135	17	23	44	44	44	44	44	44	44	35	35	
77	24	77	115	115	115	115	44	35	35	35	35	35	35	35			
44	25	44	21	21	44	44	35	17	17	17	17	17	17	17			
35	26	35	3	135	35	35	17										
15	27	15	135	888	74												
3	28	3	35	35													

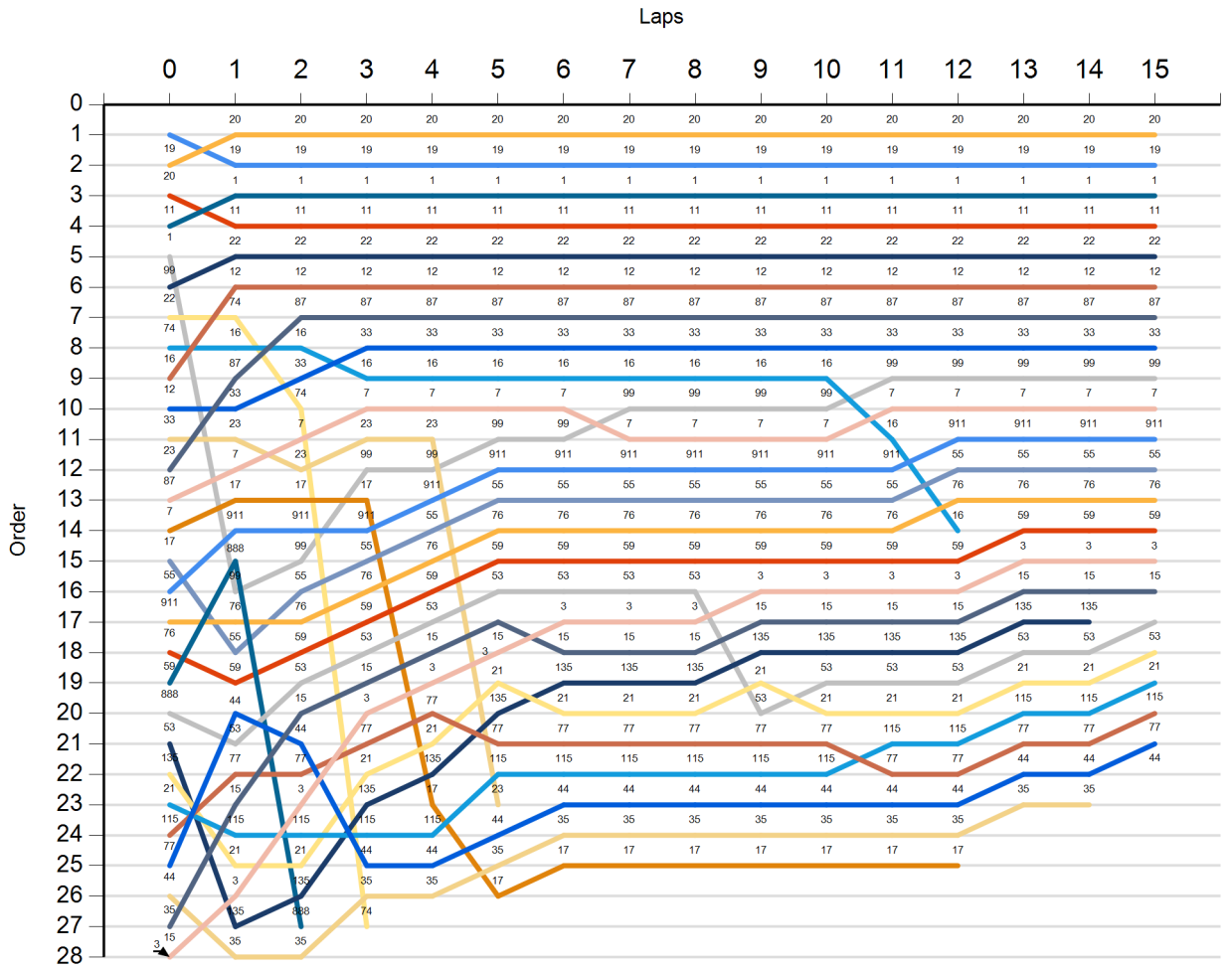




Paul Ricard
Porsche Carrera Cup France
Race - 1
Graphic Lap Chart



- 19
- 20
- 11
- 1
- 99
- 22
- 74
- 16
- 12
- 33
- 23
- 87
- 7
- 17
- 55
- 911
- 76
- 59
- 888
- 53
- 135
- 21
- 115
- 77
- 44
- 35
- 15
- 3





Paul Ricard
Porsche Carrera Cup France
Race - 1
Pit Stop Analysis

PORSCHE
CARRERA CUP
FRANCE

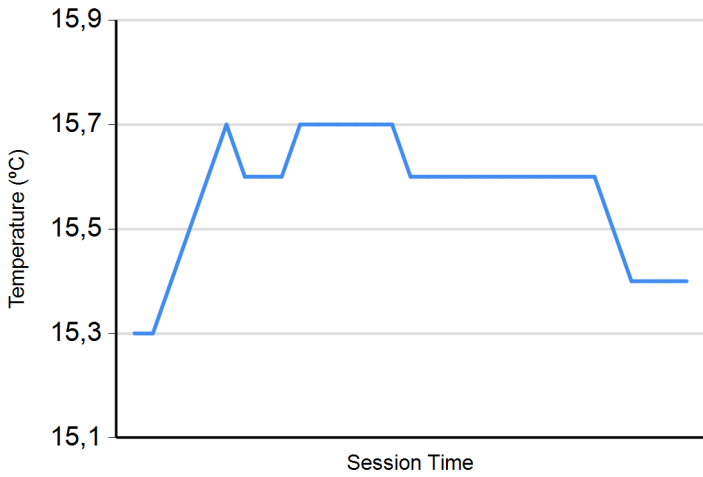
Nr.	In Day Time	Driver	Nat	Cat	Team	Nat	Vehicle	In Time	Stop N°	Pit Time	Handicap	Penalty
17	15:02:50.699	Enrico Fulgenzi		Pro	EF Racing		Porsche 911 GT3 Cup	8:50.562	1	1:06.891		
17	15:12:28.115	Enrico Fulgenzi		Pro	EF Racing		Porsche 911 GT3 Cup	18:27.978	2	1:44.491		



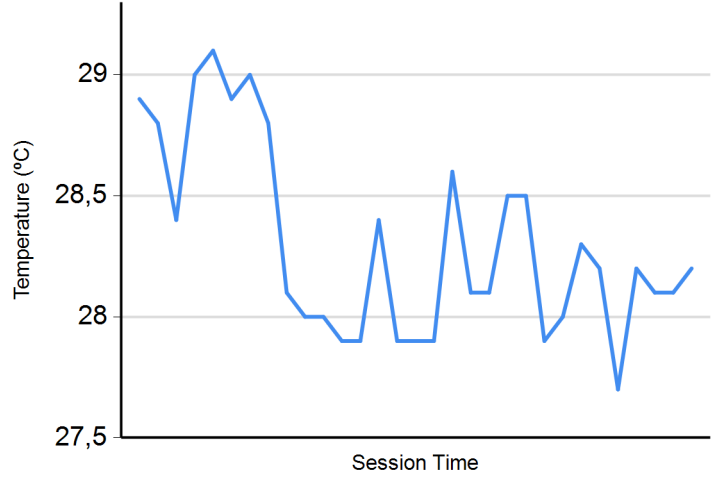
Paul Ricard
Porsche Carrera Cup France
Race - 1
Weather Report



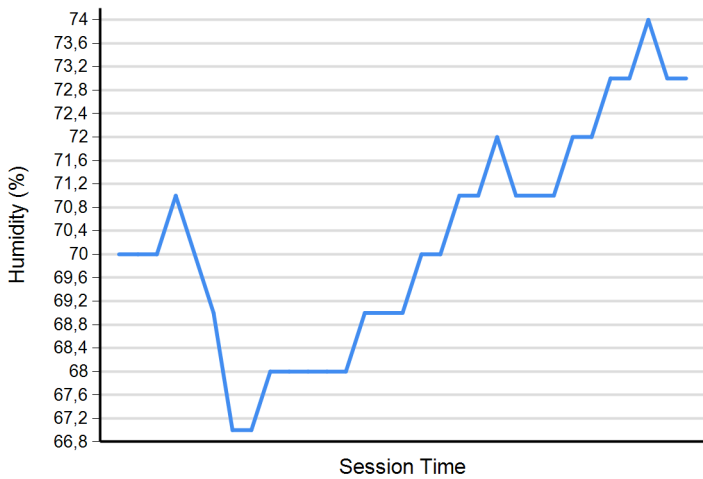
Air Temperature



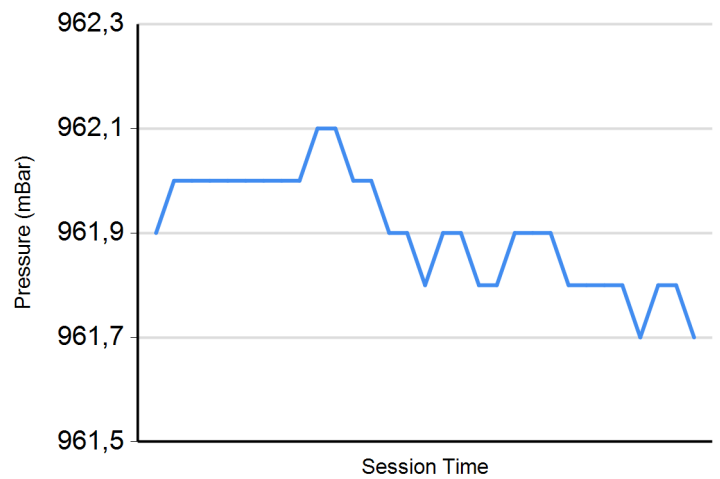
Track Temperature



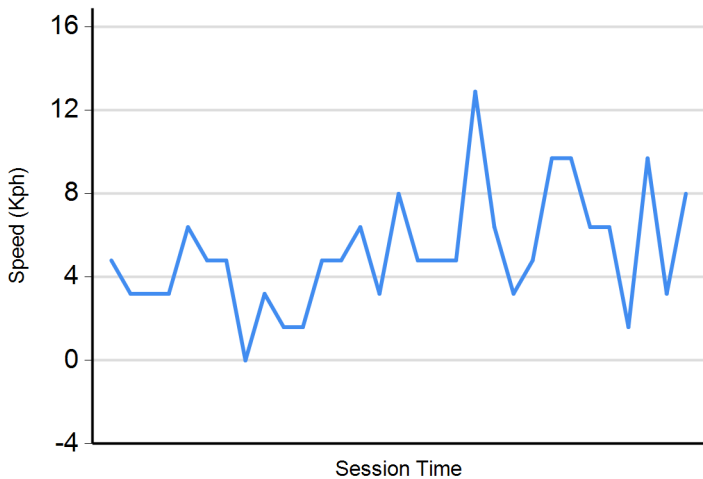
Humidity



Pressure



Wind Speed



Wind direction

North = 0°/360° Est = 90° South = 180° West = 270°

