

Paul Ricard
International GT Open
Free Practice - 1
Provisional Results



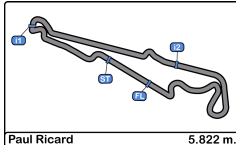
Cls	Nº	Entrant/Team	Nat	Driver 1	Nat	Driver 2	Nat	Vehicle	Cat	Cls	Laps	Best	Time	Gap	Interval	Km/h
1	27	Lazarus Racing	ITA	Nicola De Marco	ITA	Nicolas Pohler	DEU	Lamborghini Huracan GT3	PRO	1	5	3	2:01.092			173.0
2	75	Rowe Racing / SunEnergy1	DEU	Kenny Habul	AUS	Thomas Jäger	DEU	Mercedes AMG GT3	PROAM	1	16	5	2:01.879	0.787	0.787	171.9
3	6	Antonelli MotorSport	ITA	Daniel Zampieri	ITA	Alessio Rovera	ITA	Mercedes AMG GT3	PRO	2	9	6	2:01.934	0.842	0.055	171.8
4	17	Teo Martín Motorsport	ESP	Fran Rueda	ESP	Andrés Saravia	GTM	McLaren 720 s	PRO	3	17	11	2:02.114	1.022	0.180	171.6
5	16	Teo Martín Motorsport	ESP	Marcelo Hahn	BRA	Allam Khodair	BRA	McLaren 720 s	PROAM	2	11	3	2:02.141	1.049	0.027	171.5
6	63	Emil Frey Racing	CHE	Albert Costa	ESP	Giacomo Altoè	ITA	Lamborghini Huracan GT3 EVO	PRO	4	4	3	2:02.536	1.444	0.395	171.0
7	21	Spirit of Race	ITA	Duncan Cameron	GBR	Matt Griffin	IRL	Ferrari 488 GT3	PROAM	3	8	6	2:02.554	1.462	0.018	171.0
8	14	Emil Frey Racing	CHE	Norbert Siedler	AUT	Mikaël Grenier	CAN	Lamborghini Huracan GT3 EVO	PRO	5	3	3	2:02.875	1.783	0.321	170.5
9	26	Lazarus Racing	ITA	Eliseo Martínez	ESP	Fabio Onidi	ITA	Lamborghini Huracan GT3	PRO	6	7	5	2:02.983	1.891	0.108	170.4
10	96	Optimum Motorsport	GBR	Oliver Wilkinson	GBR	Bradley Ellis	GBR	Aston Martin GT3 AMR MY2019	PROAM	4	12	9	2:03.095	2.003	0.112	170.2
11	25	HTP Motorsport	DEU	Alexander Hrachowina	AUT	Martin Konrad	AUT	Mercedes AMG GT3	AM	1	14	13	2:03.254	2.162	0.159	170.0
12	93	Spirit of Race / Tempesta	GBR	Christopher Froggatt	GBR	Edward Cheever III	ITA	Ferrari 488 GT3	PROAM	5	4	4	2:03.319	2.227	0.065	169.9
13	7	Petri Corse	ITA	Petru Razvan Umbrarescu	ROU	Jules Gounon	FRA	Bentley Continental GT3	PRO	7	10	8	2:03.430	2.338	0.111	169.8
14	66	Vincenzo Sospiri Racing	ITA	Kang Ling	CHN	Frederik Schandorff	DNK	Lamborghini Huracan GT3	PROAM	6	5	3	2:03.947	2.855	0.517	169.0
15	12	Ombra Racing	ITA	Federico Leo	ITA	Najiy Razak	MYS	Lamborghini Huracan GT3 EVO	PRO	8	16	3	2:04.075	2.983	0.128	168.9
16	8	Antonelli MotorSport	ITA	Guiseppe Cipriani	ITA			Mercedes AMG GT3	AM	2	8	7	2:04.078	2.986	0.003	168.9
17	9	Antonelli MotorSport	ITA	Davide Roda	ITA			Mercedes AMG GT3	PROAM	7	7	6	2:05.039	3.947	0.961	167.6
18	99	Sports and You	PRT	António Coimbra	PRT	Luis Silva	PRT	Mercedes AMG GT3	AM	3	8	8	2:06.320	5.228	1.281	165.9
19	59	Teo Martín Motorsport	ESP	Martin Kodrić	HRV	Henrique Chaves	PRT	McLaren 720 s	PRO	9	3	3	2:30.944	29.852	24.624	138.8

Published at:.....

Track Temp: 16.4 °C Air Temp: 13.8 °C Humidity: 69 % Track Status: DRY

Stewards:	Race Director:	Timekeeper:
------------------	-----------------------	--------------------





Paul Ricard
International GT Open
Free Practice - 1
Provisional Results by Class



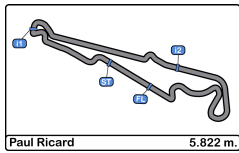
Cls	Nº	Entrant/Team	Nat	Driver 1	Nat	Status	Driver 2	Nat	Status	Vehicle	Cat	Cls	Laps	Best	Time	Gap	Interval	Km/h	
PRO																			
1	27	Lazarus Racing	ITA	Nicola De Marco	ITA		Nicolas Pohler	DEU		Lamborghini Huracan GT3	PRO	1	5	3	2:01.092			173.0	
2	6	Antonelli MotorSport	ITA	Daniel Zampieri	ITA		Alessio Rovera	ITA		Mercedes AMG GT3	PRO	2	9	6	2:01.934	0.842	0.842	171.8	
3	17	Teo Martín Motorsport	ESP	Fran Rueda	ESP		Andrés Saravia	GTM		McLaren 720 s	PRO	3	17	11	2:02.114	1.022	0.180	171.6	
4	63	Emil Frey Racing	CHE	Albert Costa	ESP		Giacomo Altoè	ITA		Lamborghini Huracan GT3 EVO	PRO	4	4	3	2:02.536	1.444	0.422	171.0	
5	14	Emil Frey Racing	CHE	Norbert Siedler	AUT		Mikaël Grenier	CAN		Lamborghini Huracan GT3 EVO	PRO	5	3	3	2:02.875	1.783	0.339	170.5	
6	26	Lazarus Racing	ITA	Eliseo Martínez	ESP		Fabio Onidi	ITA		Lamborghini Huracan GT3	PRO	6	7	5	2:02.983	1.891	0.108	170.4	
7	7	Petri Corse	ITA	Petru Razvan Umbrurescu	ROU		Jules Gounon	FRA		Bentley Continental GT3	PRO	7	10	8	2:03.430	2.338	0.447	169.8	
8	12	Ombra Racing	ITA	Federico Leo	ITA		Najiy Razak	MYS		Lamborghini Huracan GT3 EVO	PRO	8	16	3	2:04.075	2.983	0.645	168.9	
9	59	Teo Martín Motorsport	ESP	Martin Kodrić	HRV		Henrique Chaves	PRT		McLaren 720 s	PRO	9	3	3	2:30.944	29.852	26.869	138.8	
PROAM																			
1	75	Rowe Racing / SunEnergy1	DEU	Kenny Habul	AUS		Thomas Jäger	DEU		Mercedes AMG GT3	PROAM	1	16	5	2:01.879			171.9	
2	16	Teo Martín Motorsport	ESP	Marcelo Hahn	BRA		Allam Khodair	BRA		McLaren 720 s	PROAM	2	11	3	2:02.141	0.262	0.262	171.5	
3	21	Spirit of Race	ITA	Duncan Cameron	GBR		Matt Griffin	IRL		Ferrari 488 GT3	PROAM	3	8	6	2:02.554	0.675	0.413	171.0	
4	96	Optimum Motorsport	GBR	Oliver Wilkinson	GBR		Bradley Ellis	GBR		Aston Martin GT3 AMR MY2019	PROAM	4	12	9	2:03.095	1.216	0.541	170.2	
5	93	Spirit of Race / Tempesta	GBR	Christopher Froggatt	GBR		Edward Cheever III	ITA		Ferrari 488 GT3	PROAM	5	4	4	2:03.319	1.440	0.224	169.9	
6	66	Vincenzo Sospiri Racing	ITA	Kang Ling	CHN		Frederik Schandorff	DNK		Lamborghini Huracan GT3	PROAM	6	5	3	2:03.947	2.068	0.628	169.0	
7	9	Antonelli MotorSport	ITA	Davide Roda	ITA					Mercedes AMG GT3	PROAM	7	7	6	2:05.039	3.160	1.092	167.6	
AM																			
1	25	HTP Motorsport	DEU	Alexander Hrachowina	AUT		Martin Konrad	AUT		Mercedes AMG GT3	AM	1	14	13	2:03.254			170.0	
2	8	Antonelli MotorSport	ITA	Guiseppe Cipriani	ITA					Mercedes AMG GT3	AM	2	8	7	2:04.078	0.824	0.824	168.9	
3	99	Sports and You	PRT	António Coimbra	PRT		Luis Silva	PRT		Mercedes AMG GT3	AM	3	8	8	2:06.320	3.066	2.242	165.9	

Published at:.....

Track Temp: 16.4 °C Air Temp: 13.8 °C Humidity: 69 % Track Status: DRY

Stewards:	Race Director:	Timekeeper:
------------------	-----------------------	--------------------





Paul Ricard
International GT Open
Free Practice - 1
Lap Analysis



6							
1 Daniel Zampieri			Mercedes AMG GT3				
PRO							
2 Alessio Rovera			Antonelli MotorSport				
Lap	D	Time	Sector 1	Sector 2	Sector 3	T. Spd	Elapsed
1		10:43:50.717	10:42:17.959	39.525	53.233		10:43:50.717
2		2:02.994	34.087	36.887	52.020	238.9	10:45:53.711
3		2:02.351	33.894	36.810	51.647	242.6	10:47:56.062
4		2:03.877	33.703	37.310	52.864	241.0	10:49:59.939
5		2:02.559	33.790	37.027	51.742	240.0	10:52:02.498
6		2:01.934	33.579	36.914	51.441	240.5	10:54:04.432
7		4:45.662	P	33.663	37.083	3:34.916	240.5 10:58:50.094
8		2:34.612	57.638	39.820	57.154		11:01:24.706
9		2:16.548	37.060	45.846	53.642	240.5	11:03:41.254
10			35.760	45.907		241.6	

7							
1 Petru Razvan Umbrurescu			Bentley Continental GT3				
PRO							
2 Jules Gounon			Petri Corse				
Lap	D	Time	Sector 1	Sector 2	Sector 3	T. Spd	Elapsed
1		10:39:23.429	10:37:33.538	47.779	1:02.112		10:39:23.429
2		2:16.054	40.712	40.042	55.300	176.4	10:41:39.483
3		2:11.937	36.959	38.132	56.846	224.5	10:43:51.420
4		6:44.261	P	34.975	37.746	5:31.540	231.7 10:50:35.681
5		2:23.531	51.764	38.589	53.178		10:52:59.212
6		2:09.514	35.129	37.382	57.003	242.1	10:55:08.726
7		2:03.684	34.160	37.244	52.280	242.6	10:57:12.410
8		2:03.430	33.886	37.029	52.515	243.2	10:59:15.840
9		2:03.619	33.921	36.952	52.746	243.2	11:01:19.459
10		3:07.161	P	34.029	37.342	1:55.790	243.2 11:04:26.620
11			1:01.812	51.836			

8							
1 Guiseppe Cipriani			Mercedes AMG GT3				
AM							
2			Antonelli MotorSport				
Lap	D	Time	Sector 1	Sector 2	Sector 3	T. Spd	Elapsed
1		10:43:33.395	10:41:42.428	42.743	1:08.224	118.9	10:43:33.395
2		5:12.204	P	42.208	40.116	3:49.880	207.2 10:48:45.599
3		2:28.939	55.846	38.931	54.162		10:51:14.538
4		2:06.147	35.123	38.024	53.000	243.2	10:53:20.685
5		2:05.892	34.806	37.805	53.281	242.6	10:55:26.577
6		2:04.420	34.646	37.320	52.454	242.1	10:57:30.997
7		2:04.078	34.377	37.235	52.466	240.5	10:59:35.075
8		2:09.623	34.135	37.795	57.693	241.0	11:01:44.698
9			34.722	36.967		241.0	

9							
1 Davide Roda			Mercedes AMG GT3				
PROAM							
2			Antonelli MotorSport				
Lap	D	Time	Sector 1	Sector 2	Sector 3	T. Spd	Elapsed
1		10:44:47.071	P	10:40:57.713	43.919	3:05.439	10:44:47.071
2		2:24.420	52.026	38.517	53.877		10:47:11.491
3		2:14.508	35.517	45.008	53.983	237.8	10:49:25.999
4		2:06.227	35.094	37.913	53.220	238.9	10:51:32.226
5		2:05.715	34.889	37.650	53.176	241.6	10:53:37.941
6		2:05.039	34.695	37.615	52.729	240.0	10:55:42.980
7		10:10.302	P	34.579	40.683	8:55.040	239.4 11:05:53.282
8			1:16.242	1:03.013			

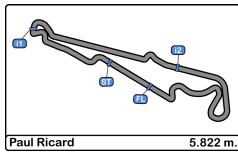
12							
1 Federico Leo			Lamborghini Huracan GT3 EVO				
PRO							
2 Najjy Razak			Ombra Racing				
Lap	D	Time	Sector 1	Sector 2	Sector 3	T. Spd	Elapsed
1		10:18:39.352	10:17:05.034	39.817	54.501		10:18:39.352
2		2:05.584	35.051	37.575	52.958	240.0	10:20:44.936
3		2:04.075	34.329	37.297	52.449	241.0	10:22:49.011
4		2:04.107	34.214	37.488	52.405	241.6	10:24:53.118
5		2:04.360	34.435	37.326	52.599	241.0	10:26:57.478
6		2:15.314	P	34.188	38.866	1:02.260	241.6 10:29:12.792
7		7:14.653	5:36.075	44.113	54.465		10:36:27.445
8		2:05.833	34.918	37.357	53.558	241.0	10:38:33.278
9		2:04.873	34.709	37.471	52.693	241.6	10:40:38.151
10		2:04.809	34.245	37.614	52.950	241.6	10:42:42.960

11							
2:12.702 <th colspan="4">P </th>			P				
12							
12:09.944 <th colspan="4">10:36.836 </th>			10:36.836				
13							
2:11.734 <th colspan="4">35.146 </th>			35.146				
14							
2:04.979 <th colspan="4">34.598 </th>			34.598				
15							
2:09.931 <th colspan="4">34.757 </th>			34.757				
16							
2:31.411 <th colspan="4">P </th>			P				
11		2:12.702	P	34.516	37.350	1:00.836	241.6 10:44:55.662
12		12:09.944	10:36.836	39.612	53.496		10:57:05.606
13		2:11.734	35.146	37.407	59.181	238.9	10:59:17.340
14		2:04.979	34.598	37.088	53.293	240.0	11:01:22.319
15		2:09.931	34.757	37.615	57.559	240.0	11:03:32.250
16		2:31.411	P	36.738	45.791	1:08.882	239.4 11:06:03.661

14							
1 Norbert Siedler			Lamborghini Huracan GT3 EVO				
PRO							
2 Mikaël Grenier			Emil Frey Racing				
Lap	D	Time	Sector 1	Sector 2	Sector 3	T. Spd	Elapsed
1		10:56:22.795	10:54:41.947	41.350	59.498		10:56:22.795
2		2:10.337	34.323	36.848	59.166	240.0	10:58:33.132
3		2:02.875	34.071	36.738	52.066	240.5	11:00:36.007
4			34.105	36.731		240.5	

16							
1 Marcelo Hahn			McLaren 720 s				
PROAM							
2 Allam Khodair			Teo Martín Motorsport				
Lap	D	Time	Sector 1	Sector 2	Sector 3	T. Spd	Elapsed
1		10:38:59.625	P	10:37:17.307	38.520	1:03.798	10:38:59.625
2		2:21.486	52.297	37.199	51.990		10:41:21.111
3		2:02.141	33.748	36.871	51.522	242.1	10:43:23.252
4		2:14.091	P	33.524	39.204	1:01.363	242.1 10:45:37.343
5		5:47.607	4:14.191	39.731	53.685		10:51:24.950
6		2:05.221	34.716	37.022	53.483	243.2	10:53:30.171
7		2:04.976	34.552	37.288	53.136	242.6	10:55:35.147
8		2:04.364	34.655	37.068	52.641	242.6	10:57:39.511
9		2:04.624	34.539	37.210	52.875	242.6	10:59:44.135
10		2:04.556	34.329	37.099	53.128	243.2	11:01:48.691
11		2:18.931	P	34.524	38.313	1:06.094	243.2 11:04:07.622





Paul Ricard
International GT Open
Free Practice - 1
Lap Analysis



17

1 Fran Rueda McLaren 720 s
 2 Andrés Saravia Teo Martín Motorsport

Lap	D	Time	Sector 1	Sector 2	Sector 3	T. Spd	Elapsed
1		10:19:44.268	10:18:11.043	38.538	54.687		10:19:44.268
2		2:13.076 P	35.159	37.324	1:00.593	238.9	10:21:57.344
3		4:43.267 P	2:57.272	41.915	1:04.080		10:26:40.611
4		9:23.509	7:53.087	37.511	52.911		10:36:04.120
5		2:03.552	34.566	36.879	52.107	242.1	10:38:07.672
6		2:02.920	34.010	36.797	52.113	246.5	10:40:10.592
7		2:03.056	34.216	36.936	51.904	240.0	10:42:13.648
8		2:02.302	33.861	36.689	51.752	244.8	10:44:15.950
9		2:07.800	33.980	36.838	56.982	246.0	10:46:23.750
10		2:02.312	34.061	36.700	51.551	243.2	10:48:26.062
11		2:02.114	33.704	36.733	51.677	233.2	10:50:28.176
12		2:10.034 P	34.084	36.893	59.057	242.1	10:52:38.210
13		5:08.829	3:28.701	40.187	59.941		10:57:47.039
14		2:03.542	34.712	36.885	51.945	241.6	10:59:50.581
15		2:03.546	33.936	36.569	53.041	242.1	11:01:54.127
16		2:10.110	35.316	40.957	53.837	241.6	11:04:04.237
17		2:38.861 P	38.294	47.103	1:13.464	242.1	11:06:43.098

21

1 Duncan Cameron Ferrari 488 GT3
 2 Matt Griffin Spirit of Race

Lap	D	Time	Sector 1	Sector 2	Sector 3	T. Spd	Elapsed
1		10:46:27.553	10:44:54.226	38.370	54.957		10:46:27.553
2		2:03.063	34.302	36.901	51.860	242.6	10:48:30.616
3		2:02.639	34.032	36.942	51.665	243.2	10:50:33.255
4		2:02.572	33.949	36.924	51.699	244.3	10:52:35.827
5		2:02.627	33.956	36.869	51.802	243.2	10:54:38.454
6		2:02.554	33.899	36.751	51.904	243.2	10:56:41.008
7		4:14.744 P	33.853	37.017	3:03.874	243.2	11:00:55.752
8		2:23.134	51.050	37.644	54.440		11:03:18.886
9			37.272	42.161		244.3	

25

1 Alexander Hrachowina Mercedes AMG GT3
 2 Martin Konrad HTP Motorsport

Lap	D	Time	Sector 1	Sector 2	Sector 3	T. Spd	Elapsed
1		10:29:21.284	10:27:44.543	40.472	56.269		10:29:21.284
2		2:10.193	35.909	39.719	54.565	239.4	10:31:31.477
3		2:07.725	35.141	38.459	54.125	241.6	10:33:39.202
4		2:06.104	34.976	37.849	53.279	241.0	10:35:45.306
5		2:07.352	35.008	37.551	54.793	241.6	10:37:52.658
6		2:06.131	34.863	37.507	53.761	241.0	10:39:58.789
7		2:07.267	34.612	37.541	55.114	242.1	10:42:06.056
8		2:06.502	34.737	37.883	53.882	242.6	10:44:12.558
9		2:05.641	34.677	37.326	53.638	242.6	10:46:18.199
10		2:14.731 P	34.737	37.266	1:02.728	241.6	10:48:32.930
11		5:38.924	4:06.235	38.316	54.373		10:54:11.854
12		2:03.799	34.113	36.985	52.701	241.6	10:56:15.653
13		2:03.254	33.945	36.965	52.344	241.6	10:58:18.907
14		2:15.598 P	35.020	39.168	1:01.410	241.0	11:00:34.505

26

1 Eliseo Martínez Lamborghini Huracan GT3
 2 Fabio Onidi Lazarus Racing

Lap	D	Time	Sector 1	Sector 2	Sector 3	T. Spd	Elapsed
1		10:51:20.351	10:49:44.043	38.931	57.377		10:51:20.351
2		2:03.688	34.565	37.000	52.123	239.4	10:53:24.039
3		2:03.312	34.089	36.708	52.515	239.4	10:55:27.351
4		2:06.223	35.806	37.784	52.633	246.0	10:57:33.574
5		2:02.983	34.100	36.889	51.994	240.0	10:59:36.557
6		2:15.308 P	34.244	37.621	1:03.443	239.4	11:01:51.865
7		5:19.151 P	3:17.007	51.112	1:11.032		11:07:11.016

27

1 Nicola De Marco Lamborghini Huracan GT3
 2 Nicolas Pohler Lazarus Racing

Lap	D	Time	Sector 1	Sector 2	Sector 3	T. Spd	Elapsed
1		10:54:21.596	10:52:51.405	37.615	52.576		10:54:21.596
2		2:03.452	34.505	37.135	51.812	242.1	10:56:25.048
3		2:01.092	34.061	34.705	52.326	240.0	10:58:26.140
4		2:11.606 P	34.277	37.883	59.446	240.0	11:00:37.746
5		4:36.376 P	2:40.345	44.836	1:11.195		11:05:14.122

59

1 Martin Kodrić McLaren 720 s
 2 Henrique Chaves Teo Martín Motorsport

Lap	D	Time	Sector 1	Sector 2	Sector 3	T. Spd	Elapsed
1		10:59:01.614 P	10:57:10.263	44.308	1:07.043		10:59:01.614
2		5:42.293	4:02.709	44.671	54.913		11:04:43.907
3		2:30.944 P	38.855	46.120	1:05.969	241.0	11:07:14.851

63

1 Albert Costa Lamborghini Huracan GT3 EVO
 2 Giacomo Altoè Emil Frey Racing

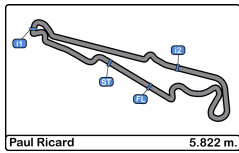
Lap	D	Time	Sector 1	Sector 2	Sector 3	T. Spd	Elapsed
1		10:55:23.588	10:53:46.649	40.117	56.822		10:55:23.588
2		2:04.011	34.621	36.784	52.606	241.0	10:57:27.599
3		2:02.536	34.201	36.539	51.796	241.6	10:59:30.135
4		2:02.731	33.917	36.727	52.087	242.6	11:01:32.866
5			34.438	37.231		243.7	

66

1 Kang Ling Lamborghini Huracan GT3
 2 Frederik Schandorff Vincenzo Sospiri Racing

Lap	D	Time	Sector 1	Sector 2	Sector 3	T. Spd	Elapsed
1		10:57:23.556	10:55:41.949	41.671	59.936		10:57:23.556
2		2:04.434	34.574	37.312	52.548	241.6	10:59:27.990
3		2:03.947	34.374	37.028	52.545	242.6	11:01:31.937
4		2:07.112	36.088	37.481	53.543	241.6	11:03:39.049
5		2:26.934 P	36.770	45.793	1:04.371	241.0	11:06:05.983





Paul Ricard
International GT Open
Free Practice - 1
Lap Analysis



75 1 Kenny Habul Mercedes AMG GT3

PROAM 2 Thomas Jäger Rowe Racing / SunEnergy1 Racing

Lap	D	Time	Sector 1	Sector 2	Sector 3	T. Spd	Elapsed
1		10:35:51.505	10:34:11.042	43.663	56.800		10:35:51.505
2		2:05.753	34.811	37.604	53.338	239.4	10:37:57.258
3		2:04.677	34.185	37.151	53.341	240.5	10:40:01.935
4		2:02.787	33.892	36.934	51.961	241.0	10:42:04.722
5		2:01.879	33.693	36.829	51.357	240.5	10:44:06.601
6		2:10.076 P	33.695	37.125	59.256	241.6	10:46:16.677
7		4:56.262	3:22.966	38.450	54.846		10:51:12.939
8		2:06.992	35.611	37.404	53.977	237.3	10:53:19.931
9		2:08.870	35.122	37.811	55.937	237.3	10:55:28.801
10		2:07.733	35.424	39.199	53.110	241.0	10:57:36.534
11		2:07.279	35.326	37.793	54.160	242.1	10:59:43.813
12		2:21.797 P	36.957	37.707	1:07.133	200.3	11:02:05.610
13		6:11.200 P	3:53.867	56.445	1:20.888		11:08:16.810
14		3:53.344	2:08.887	42.722	1:01.735		11:12:10.154
15		2:22.760	39.856	42.228	1:00.676	234.7	11:14:32.914
16		2:31.342 P	39.106	42.861	1:09.375	236.3	11:17:04.256

93 1 Christopher Froggatt Ferrari 488 GT3

PROAM 2 Edward Cheever III Spirit of Race / Tempesta Racing

Lap	D	Time	Sector 1	Sector 2	Sector 3	T. Spd	Elapsed
1		10:52:58.595	10:51:24.500	39.029	55.066		10:52:58.595
2		2:05.384	35.279	37.340	52.765	241.0	10:55:03.979
3		2:04.000	34.615	37.117	52.268	241.0	10:57:07.979
4		2:03.319	34.240	36.940	52.139	241.6	10:59:11.298
5			34.139	37.084		241.0	

96 1 Oliver Wilkinson Aston Martin GT3 AMR MY2019

PROAM 2 Bradley Ellis Optimum Motorsport

Lap	D	Time	Sector 1	Sector 2	Sector 3	T. Spd	Elapsed
1		10:41:56.991	10:40:20.893	39.952	56.146		10:41:56.991
2		2:09.481	36.151	38.555	54.775	234.7	10:44:06.472
3		2:07.227	36.344	37.580	53.303	234.2	10:46:13.699
4		2:04.806	34.841	37.208	52.757	243.2	10:48:18.505
5		2:04.055	34.469	37.139	52.447	243.7	10:50:22.560
6		2:03.845	34.137	37.162	52.546	243.2	10:52:26.405
7		2:03.832	34.646	36.786	52.400	244.8	10:54:30.237
8		2:03.815	34.230	36.911	52.674	244.3	10:56:34.052
9		2:03.095	34.204	36.701	52.190	243.2	10:58:37.147
10		2:14.043 P	34.868	37.718	1:01.457	243.7	11:00:51.190
11		12:44.793 P	10:41.605	49.402	1:13.786		11:13:35.983
12		3:00.558 P	1:01.031	46.442	1:13.085		11:16:36.541

99 1 António Coimbra Mercedes AMG GT3

AM 2 Luis Silva Sports and You

Lap	D	Time	Sector 1	Sector 2	Sector 3	T. Spd	Elapsed
1		10:25:39.658	10:23:57.153	43.475	59.030		10:25:39.658
2		2:09.751	35.889	38.435	55.427	238.9	10:27:49.409
3		2:07.692	35.762	37.713	54.217	239.4	10:29:57.101
4		2:06.691	35.330	37.685	53.676	240.5	10:32:03.792
5		18:21.531 P	35.343	38.848	17:07.340	240.0	10:50:25.323
6		2:38.925	58.268	43.102	57.555		10:53:04.248
7		2:06.867	35.575	37.634	53.658	238.9	10:55:11.115
8		2:06.320	35.161	37.567	53.592	239.4	10:57:17.435
9			35.032	37.697		238.4	



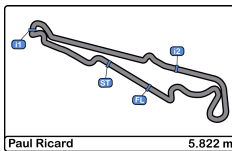


Paul Ricard
International GT Open
Free Practice - 1
Best Sectors Results



Sector - 1				Sector - 2			Sector - 3			Ideal Lap vs Best Lap					
Clas	Nº	Driver	Time	Nº	Driver	Time	Nº	Driver	Time	Clas	Nº	Driver	Ideal Lap	Best Lap	Clas
1	16	Hahn - Khodair	33.524	27	De Marco - Pohler	34.705	75	Habul - Jäger	51.357	1	27	De Marco - Pohler	2:00.578	2:01.092	1
2	6	Zampieri - Rovera	33.579	63	Costa - Altoè	36.539	6	Zampieri - Rovera	51.441	2	17	Rueda - Saravia	2:01.824	2:02.114	4
3	75	Habul - Jäger	33.693	17	Rueda - Saravia	36.569	16	Hahn - Khodair	51.522	3	6	Zampieri - Rovera	2:01.830	2:01.934	3
4	17	Rueda - Saravia	33.704	96	Wilkinson - Ellis	36.701	17	Rueda - Saravia	51.551	4	75	Habul - Jäger	2:01.879	2:01.879	2
5	21	Cameron - Griffin	33.853	26	Martínez - Onidi	36.708	21	Cameron - Griffin	51.665	5	16	Hahn - Khodair	2:01.917	2:02.141	5
6	7	Razvan Umbrurescu - Jules Gounon	33.886	14	Siedler - Grenier	36.731	63	Costa - Altoè	51.796	6	63	Costa - Altoè	2:02.252	2:02.536	6
7	63	Costa - Altoè	33.917	21	Cameron - Griffin	36.751	27	De Marco - Pohler	51.812	7	21	Cameron - Griffin	2:02.269	2:02.554	7
8	25	Hrachowina - Konrad	33.945	6	Zampieri - Rovera	36.810	26	Martínez - Onidi	51.994	8	26	Martínez - Onidi	2:02.791	2:02.983	9
9	27	De Marco - Pohler	34.061	75	Habul - Jäger	36.829	14	Siedler - Grenier	52.066	9	14	Siedler - Grenier	2:02.868	2:02.875	8
10	14	Siedler - Grenier	34.071	16	Hahn - Khodair	36.871	93	Froggatt - Cheever III	52.139	10	96	Wilkinson - Ellis	2:03.028	2:03.095	10
11	26	Martínez - Onidi	34.089	93	Froggatt - Cheever III	36.940	96	Wilkinson - Ellis	52.190	11	7	Razvan Umbrurescu - Jules Gounon	2:03.118	2:03.430	13
12	8	Guiseppe Cipriani	34.135	7	Razvan Umbrurescu - Jules Gounon	36.952	7	Razvan Umbrurescu - Jules Gounon	52.280	12	93	Froggatt - Cheever III	2:03.218	2:03.319	12
13	96	Wilkinson - Ellis	34.137	25	Hrachowina - Konrad	36.965	25	Hrachowina - Konrad	52.344	13	25	Hrachowina - Konrad	2:03.254	2:03.254	11
14	93	Froggatt - Cheever III	34.139	8	Guiseppe Cipriani	36.967	12	Leo - Razak	52.405	14	8	Guiseppe Cipriani	2:03.556	2:04.078	16
15	12	Leo - Razak	34.188	66	Ling - Schandorff	37.028	8	Guiseppe Cipriani	52.454	15	12	Leo - Razak	2:03.681	2:04.075	15
16	66	Ling - Schandorff	34.374	12	Leo - Razak	37.088	66	Ling - Schandorff	52.545	16	66	Ling - Schandorff	2:03.947	2:03.947	14
17	9	Davide Roda	34.579	99	Coimbra - Silva	37.567	9	Davide Roda	52.729	17	9	Davide Roda	2:04.923	2:05.039	17
18	99	Coimbra - Silva	35.032	9	Davide Roda	37.615	99	Coimbra - Silva	53.592	18	99	Coimbra - Silva	2:06.191	2:06.320	18
19	59	Kodrić - Chaves	38.855	59	Kodrić - Chaves	44.308	59	Kodrić - Chaves	54.913	19	59	Kodrić - Chaves	2:18.076	2:30.944	19



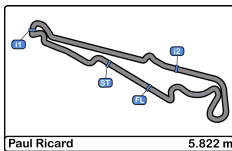


Paul Ricard
International GT Open
Free Practice - 1
Best 5 Lap Times



Cl	Nº	Entrant/Team	Nat	Driver 1	Nat	Status	Driver 2	Nat	Status	Vehicle	Cat	Cl	Best 1		Best 2		Best 3		Best 4		Best 5	
													Time	Lap	Time	Lap	Time	Lap	Time	Lap	Time	Lap
1	27	Lazarus Racing	ITA	Nicola De Marco	ITA		Nicolas Pohler	DEU		Lamborghini Huracan GT3	PRO	1	2:01.092	3	2:03.452	2	2:11.606	4	4:36.376	5		
2	75	Rowe Racing / SunEnergy1	DEU	Kenny Habul	AUS		Thomas Jäger	DEU		Mercedes AMG GT3	PROAM	1	2:01.879	5	2:02.787	4	2:04.677	3	2:05.753	2	2:06.992	8
3	6	Antonelli MotorSport	ITA	Daniel Zampieri	ITA		Alessio Rovera	ITA		Mercedes AMG GT3	PRO	2	2:01.934	6	2:02.351	3	2:02.559	5	2:02.994	2	2:03.877	4
4	17	Teo Martín Motorsport	ESP	Fran Rueda	ESP		Andrés Saravia	ITA		McLaren 720 s	PRO	3	2:02.114	11	2:02.302	8	2:02.312	10	2:02.920	6	2:03.056	7
5	16	Teo Martín Motorsport	ESP	Marcelo Hahn	BRA		Allam Khodair	BRA		McLaren 720 s	PROAM	2	2:02.141	3	2:04.364	8	2:04.556	10	2:04.624	9	2:04.976	7
6	63	Emil Frey Racing	CHE	Albert Costa	ESP		Giacomo Altoè	ITA		Lamborghini Huracan GT3	PRO	4	2:02.536	3	2:02.731	4	2:04.011	2				
7	21	Spirit of Race	ITA	Duncan Cameron	GBR		Matt Griffin	IRE		Ferrari 488 GT3	PROAM	3	2:02.554	6	2:02.572	4	2:02.627	5	2:02.639	3	2:03.063	2
8	14	Emil Frey Racing	CHE	Norbert Siedler	AUT		Mikaël Grenier	CAN		Lamborghini Huracan GT3	PRO	5	2:02.875	3	2:10.337	2						
9	26	Lazarus Racing	ITA	Eliseo Martínez	ESP		Fabio Onidi	ITA		Lamborghini Huracan GT3	PRO	6	2:02.983	5	2:03.312	3	2:03.688	2	2:06.223	4	2:15.308	6
10	96	Optimum Motorsport	GBR	Oliver Wilkinson	GBR		Bradley Ellis	GBR		Aston Martin GT3 AMR	PROAM	4	2:03.095	9	2:03.815	8	2:03.832	7	2:03.845	6	2:04.055	5
11	25	HTP Motorsport	DEU	Alexander Hrachowina	AUT		Martin Konrad	AUT		Mercedes AMG GT3	AM	1	2:03.254	13	2:03.799	12	2:05.641	9	2:06.104	4	2:06.131	6
12	93	Spirit of Race / Tempesta	GBR	Christopher Froggatt	GBR		Edward Cheever III	ITA		Ferrari 488 GT3	PROAM	5	2:03.319	4	2:04.000	3	2:05.384	2				
13	7	Petri Corse	ITA	Petru Razvan Umbrarescu	ROU		Jules Gounon	FRA		Bentley Continental GT3	PRO	7	2:03.430	8	2:03.619	9	2:03.684	7	2:09.514	6	2:11.937	3
14	66	Vincenzo Sospiri Racing	ITA	Kang Ling	CHN		Frederik Schandorff	DNK		Lamborghini Huracan GT3	PROAM	6	2:03.947	3	2:04.434	2	2:07.112	4	2:26.934	5		
15	12	Ombra Racing	ITA	Federico Leo	ITA		Najjy Razak	MYS		Lamborghini Huracan GT3	PRO	8	2:04.075	3	2:04.107	4	2:04.360	5	2:04.809	10	2:04.873	9
16	8	Antonelli MotorSport	ITA	Guisepppe Cipriani	ITA					Mercedes AMG GT3	AM	2	2:04.078	7	2:04.420	6	2:05.892	5	2:06.147	4	2:09.623	8
17	9	Antonelli MotorSport	ITA	Davide Roda	ITA					Mercedes AMG GT3	PROAM	7	2:05.039	6	2:05.715	5	2:06.227	4	2:14.508	3	2:24.420	2
18	99	Sports and You	PRT	António Coimbra	PRT		Luis Silva	PRT		Mercedes AMG GT3	AM	3	2:06.320	8	2:06.691	4	2:06.867	7	2:07.692	3	2:09.751	2
19	59	Teo Martín Motorsport	ESP	Martin Kodrić	HRV		Henrique Chaves	PRT		McLaren 720 s	PRO	9	2:30.944	3	5:42.293	2						



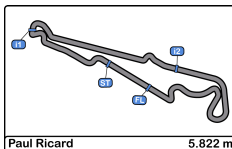


Paul Ricard
International GT Open
Free Practice - 1
Best 5 Top Speeds



Cl	Nº	Entrant/Team	Nat	Driver 1	Nat	Status	Driver 2	Nat	Status	Vehicle	Cat	Cl	Top 1		Top 2		Top 3		Top 4		Top 5		Avg
													Km/h	Lap	Km/h	Lap	Km/h	Lap	Km/h	Lap	Km/h	Lap	
1	17	Teo Martín Motorsport	ESP	Fran Rueda	ESP		Andrés Saravia	ITA	GTN	McLaren 720 s	PRO	1	246.5	6	246.0	9	244.8	8	243.2	10	242.1	5	244.5
2	26	Lazarus Racing	ITA	Eliseo Martínez	ESP		Fabio Onidi	ITA		Lamborghini Huracan GT3	PRO	2	246.0	4	240.0	5	239.4	2	239.4	3	239.4	6	240.8
3	96	Optimum Motorsport	GBR	Oliver Wilkinson	GBR		Bradley Ellis	GBR		Aston Martin GT3 AMR	PROAM	1	244.8	7	244.3	8	243.7	5	243.7	10	243.2	4	244.0
4	21	Spirit of Race	ITA	Duncan Cameron	GBR		Matt Griffin	IRE		Ferrari 488 GT3	PROAM	2	244.3	4	244.3	9	243.2	3	243.2	5	243.2	6	243.6
5	63	Emil Frey Racing	CHE	Albert Costa	ESP		Giacomo Altoè	ITA		Lamborghini Huracan GT3	PRO	3	243.7	5	242.6	4	241.6	3	241.0	2			242.2
6	7	Petri Corse	ITA	Petru Razvan Umbrarescu	ROU		Jules Gounon	FRA		Bentley Continental GT3	PRO	4	243.2	8	243.2	9	243.2	10	242.6	7	242.1	6	242.9
7	8	Antonelli MotorSport	ITA	Guisepe Cipriani	ITA					Mercedes AMG GT3	AM	1	243.2	4	242.6	5	242.1	6	241.0	8	241.0	9	242.0
8	16	Teo Martín Motorsport	ESP	Marcelo Hahn	BRA		Allam Khodair	BRA		McLaren 720 s	PROAM	3	243.2	6	243.2	10	243.2	11	242.6	7	242.6	8	243.0
9	6	Antonelli MotorSport	ITA	Daniel Zampieri	ITA		Alessio Rovera	ITA		Mercedes AMG GT3	PRO	5	242.6	3	241.6	10	241.0	4	240.5	6	240.5	7	241.2
10	25	HTP Motorsport	GER	Alexander Hrachowina	AUT		Martin Konrad	AUT		Mercedes AMG GT3	AM	2	242.6	8	242.6	9	242.1	7	241.6	3	241.6	5	242.1
11	66	Vincenzo Sospiri Racing	ITA	Kang Ling	CHN		Frederik Schandorff	DNK		Lamborghini Huracan GT3	PROAM	4	242.6	3	241.6	2	241.6	4	241.0	5			241.7
12	27	Lazarus Racing	ITA	Nicola De Marco	ITA		Nicolas Pohler	DEU		Lamborghini Huracan GT3	PRO	6	242.1	2	240.0	3	240.0	4					240.7
13	75	Rowe Racing / SunEnergy1	DEU	Kenny Habul	AUS		Thomas Jäger	DEU		Mercedes AMG GT3	PROAM	5	242.1	11	241.6	6	241.0	4	241.0	10	240.5	3	241.2
14	9	Antonelli MotorSport	ITA	Davide Roda	ITA					Mercedes AMG GT3	PROAM	6	241.6	5	240.0	6	239.4	7	238.9	4	237.8	3	239.5
15	12	Ombra Racing	ITA	Federico Leo	ITA		Najjy Razak	USA		Lamborghini Huracan GT3	PRO	7	241.6	4	241.6	6	241.6	9	241.6	10	241.6	11	241.6
16	93	Spirit of Race / Tempesta	GBR	Christopher Froggatt	GBR		Edward Cheever III	ITA		Ferrari 488 GT3	PROAM	7	241.6	4	241.0	2	241.0	3	241.0	5			241.2
17	59	Teo Martín Motorsport	ESP	Martin Kodrić	HRV		Henrique Chaves	PRT		McLaren 720 s	PRO	8	241.0	3									241.0
18	14	Emil Frey Racing	CHE	Norbert Siedler	AUT		Mikaël Grenier	CAN		Lamborghini Huracan GT3	PRO	9	240.5	3	240.5	4	240.0	2					240.3
19	99	Sports and You	PRT	António Coimbra	PRT		Luis Silva	PRT		Mercedes AMG GT3	AM	3	240.5	4	240.0	5	239.4	3	239.4	8	238.9	2	239.6





Paul Ricard
International GT Open
Free Practice - 1
Fastest Laps Sequence



Lap	Time of Day	Session Time	Nº	Entrant/Team	Nat	Driver 1	Nat	Status	Driver 2	Nat	Status	Vehicle	Cat	Time	Km/h
2	10:20:44.936	5:44.936	12	Ombra Racing	ITA	Federico Leo	ITA		Najiy Razak	MYS		Lamborghini Huracan GT3	PRO	2:05.584	166.8
3	10:22:49.011	7:49.011	12	Ombra Racing	ITA	Federico Leo	ITA		Najiy Razak	MYS		Lamborghini Huracan GT3	PRO	2:04.075	168.9
5	10:38:07.672	23:07.672	17	Teo Martín Motorsport	ESP	Fran Rueda	ESP		Andrés Saravia	GTM		McLaren 720 s	PRO	2:03.552	169.6
6	10:40:10.592	25:10.592	17	Teo Martín Motorsport	ESP	Fran Rueda	ESP		Andrés Saravia	GTM		McLaren 720 s	PRO	2:02.920	170.5
4	10:42:04.722	27:04.722	75	Rowe Racing / SunEnergy1	DEU	Kenny Habul	AUS		Thomas Jäger	DEU		Mercedes AMG GT3	PROAM	2:02.787	170.6
3	10:43:23.252	28:23.252	16	Teo Martín Motorsport	ESP	Marcelo Hahn	BRA		Allam Khodair	BRA		McLaren 720 s	PROAM	2:02.141	171.5
5	10:44:06.601	29:06.601	75	Rowe Racing / SunEnergy1	DEU	Kenny Habul	AUS		Thomas Jäger	DEU		Mercedes AMG GT3	PROAM	2:01.879	171.9
3	10:58:26.140	43:26.140	27	Lazarus Racing	ITA	Nicola De Marco	ITA		Nicolas Pohler	DEU		Lamborghini Huracan GT3	PRO	2:01.092	173.0



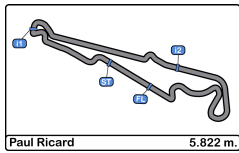


Paul Ricard
International GT Open
Free Practice - 1
Event Best Maximum Speed



Nº	Entrant/Team	Nat	Driver 1	Nat	Status	Driver 2	Nat	Status	Vehicle	Cat	Km/h	Session
17	Teo Martín Motorsport	ESP	Fran Rueda	ESP		Andrés Saravia	GTM		McLaren 720 s	PRO	246.5	Free Practice - 1
26	Lazarus Racing	ITA	Eliseo Martínez	ESP		Fabio Onidi	ITA		Lamborghini Huracan GT3	PRO	246.0	Free Practice - 1
96	Optimum Motorsport	GBR	Oliver Wilkinson	GBR		Bradley Ellis	GBR		Aston Martin GT3 AMR	PROAM	244.8	Free Practice - 1
21	Spirit of Race	ITA	Duncan Cameron	GBR		Matt Griffin	IRL		Ferrari 488 GT3	PROAM	244.3	Free Practice - 1
63	Emil Frey Racing	CHE	Albert Costa	ESP		Giacomo Altoè	ITA		Lamborghini Huracan GT3	PRO	243.7	Free Practice - 1
8	Antonelli MotorSport	ITA	Guisepe Cipriani	ITA					Mercedes AMG GT3	AM	243.2	Free Practice - 1
16	Teo Martín Motorsport	ESP	Marcelo Hahn	BRA		Allam Khodair	BRA		McLaren 720 s	PROAM	243.2	Free Practice - 1
7	Petri Corse	ITA	Petru Razvan Umbrurescu	ROU		Jules Gounon	FRF		Bentley Continental GT3	PRO	243.2	Free Practice - 1
25	HTP Motorsport	DEU	Alexander Hrachowina	AUT		Martin Konrad	AUT		Mercedes AMG GT3	AM	242.6	Free Practice - 1
6	Antonelli MotorSport	ITA	Daniel Zampieri	ITA		Alessio Rovera	ITA		Mercedes AMG GT3	PRO	242.6	Free Practice - 1
66	Vincenzo Sospiri Racing	ITA	Kang Ling	CHN		Frederik Schandorff	DNK		Lamborghini Huracan GT3	PROAM	242.6	Free Practice - 1
27	Lazarus Racing	ITA	Nicola De Marco	ITA		Nicolas Pohler	DEU		Lamborghini Huracan GT3	PRO	242.1	Free Practice - 1
75	Rowe Racing / SunEnergy1	DEU	Kenny Habul	AUS		Thomas Jäger	DEU		Mercedes AMG GT3	PROAM	242.1	Free Practice - 1
12	Ombra Racing	ITA	Federico Leo	ITA		Najjy Razak	MYS		Lamborghini Huracan GT3	PRO	241.6	Free Practice - 1
9	Antonelli MotorSport	ITA	Davide Roda	ITA					Mercedes AMG GT3	PROAM	241.6	Free Practice - 1
93	Spirit of Race / Tempesta	GBR	Christopher Froggatt	GBR		Edward Cheever III	ITA		Ferrari 488 GT3	PROAM	241.6	Free Practice - 1
59	Teo Martín Motorsport	ESP	Martin Kodrić	HRV		Henrique Chaves	PRT		McLaren 720 s	PRO	241.0	Free Practice - 1
99	Sports and You	PRT	António Coimbra	PRT		Luis Silva	PRT		Mercedes AMG GT3	AM	240.5	Free Practice - 1
14	Emil Frey Racing	CHE	Norbert Siedler	AUT		Mikaël Grenier	CAN		Lamborghini Huracan GT3	PRO	240.5	Free Practice - 1





Paul Ricard
International GT Open
Free Practice - 1
Pit Stop Analysis



7 Petru Razvan Umbrurescu PRO Petri Corse
 Jules Gounon Bentley Continental GT3

Nr.	In Day Time	In Time	Out Time	Pit Time	T. Pit Time	Handicap	Penalty
1	10:46:03.064	10:46:03.064	10:50:53.256	4:50.192	4:50.192		

8 Guiseppe Cipriani AM Antonelli MotorSport
 Mercedes AMG GT3

Nr.	In Day Time	In Time	Out Time	Pit Time	T. Pit Time	Handicap	Penalty
1	10:45:59.466	10:45:59.466	10:49:05.504	3:06.038	3:06.038		

9 Davide Roda PROAM Antonelli MotorSport
 Mercedes AMG GT3

Nr.	In Day Time	In Time	Out Time	Pit Time	T. Pit Time	Handicap	Penalty
1	10:42:37.018	10:42:37.018	10:45:03.838	2:26.820	2:26.820		

12 Federico Leo PRO Ombra Racing
 Najiy Razak Lamborghini Huracan GT3 EVO

Nr.	In Day Time	In Time	Out Time	Pit Time	T. Pit Time	Handicap	Penalty
1	10:29:04.178	10:29:04.178	10:34:14.439	5:10.261	5:10.261		
2	10:44:47.179	10:44:47.179	10:54:57.283	10:10.104	15:20.365		

16 Marcelo Hahn PROAM Teo Martin Motorsport
 Allam Khodair McLaren 720 s

Nr.	In Day Time	In Time	Out Time	Pit Time	T. Pit Time	Handicap	Penalty
1	10:38:50.976	10:38:50.976	10:39:16.959	25.983	25.983		
2	10:45:27.641	10:45:27.641	10:49:14.929	3:47.288	4:13.271		

17 Fran Rueda PRO Teo Martin Motorsport
 Andrés Saravia McLaren 720 s

Nr.	In Day Time	In Time	Out Time	Pit Time	T. Pit Time	Handicap	Penalty
1	10:21:48.137	10:21:48.137	10:24:17.511	2:29.374	2:29.374		
2	10:26:31.882	10:26:31.882	10:33:59.470	7:27.588	9:56.962		

25 Alexander Hrachowina AM HTP Motorsport
 Martin Konrad Mercedes AMG GT3

Nr.	In Day Time	In Time	Out Time	Pit Time	T. Pit Time	Handicap	Penalty
1	10:48:24.463	10:48:24.463	10:52:06.043	3:41.580	3:41.580		

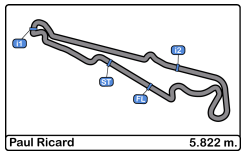
75 Kenny Habul PROAM Rowe Racing / SunEnergy1 Racing
 Thomas Jäger Mercedes AMG GT3

Nr.	In Day Time	In Time	Out Time	Pit Time	T. Pit Time	Handicap	Penalty
1	10:46:08.281	10:46:08.281	10:49:03.714	2:55.433	2:55.433		

99 António Coimbra AM Sports and You
 Luis Silva Mercedes AMG GT3

Nr.	In Day Time	In Time	Out Time	Pit Time	T. Pit Time	Handicap	Penalty
1	10:34:15.603	10:34:15.603	10:50:44.645	16:29.042	16:29.042		

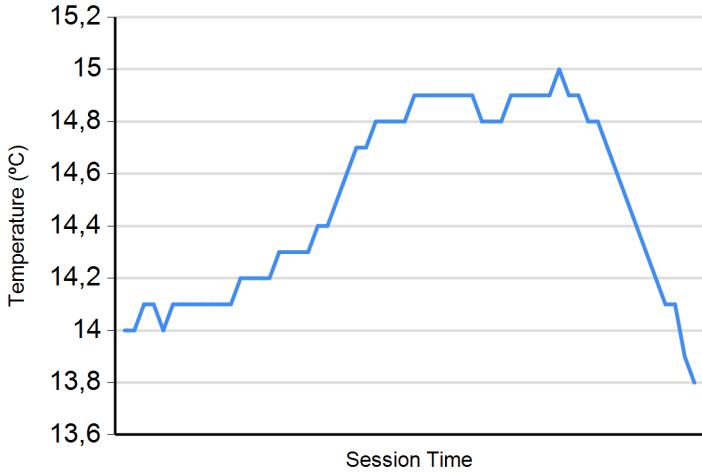




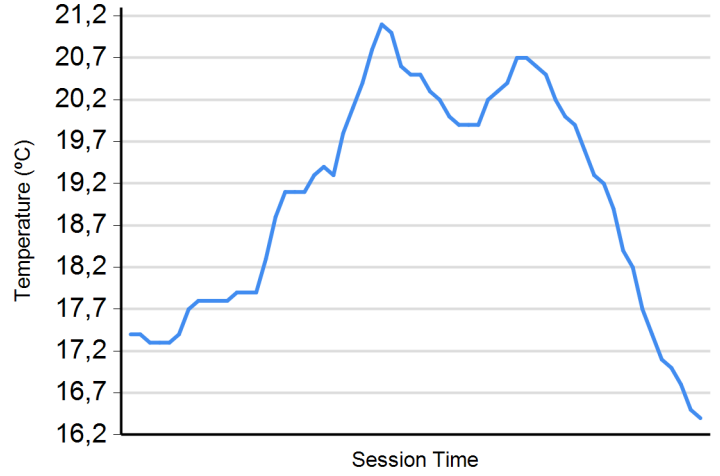
Paul Ricard
International GT Open
Free Practice - 1
Weather Report



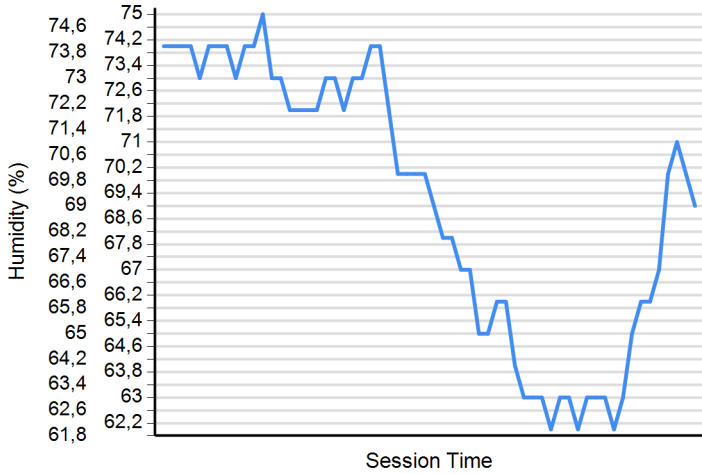
Air Temperature



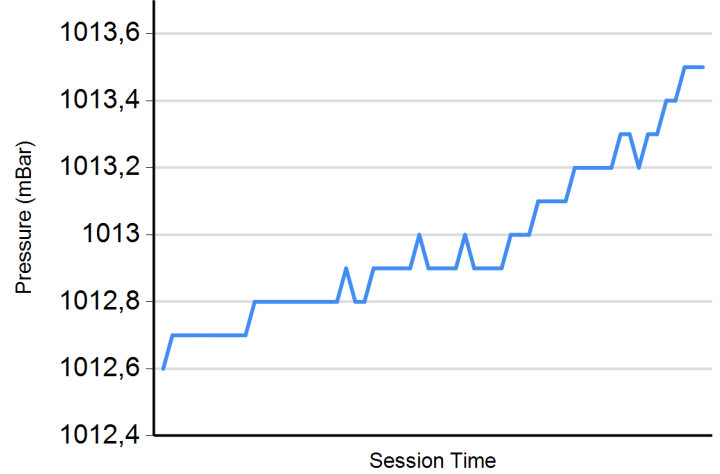
Track Temperature



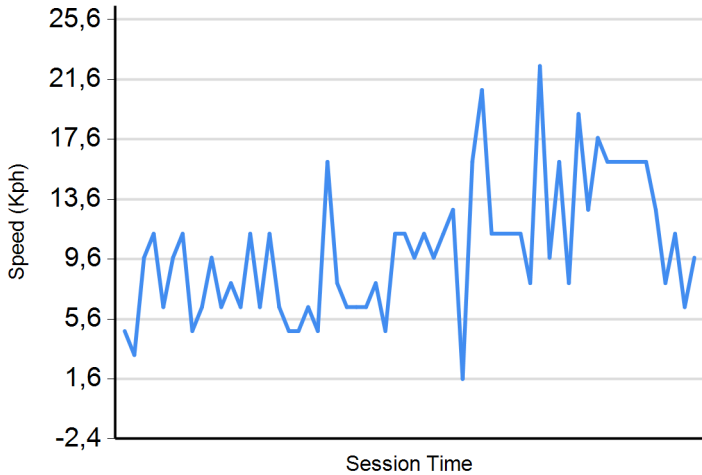
Humidity



Pressure



Wind Speed



Wind direction

North = 0°/360° Est = 90° South = 180° West = 270°

