

ADAC GT Masters

Result List Race 2



Provisional

Motorsportarena Oschersleben, Length: 3667m

Air temperature: 15.43°C

Track temperature: 28.43°C

Weather condition: Dry

DMSB Reg. Nr.: 113/19

Sunday, April 28, 2019 13:05:00

started : 30 classified : 27 not classified : 3

	Drivers	Team	Car	Laps	Total Time	Gap	Kph	Lap	Time	Kph
1	1 R.Renauer(DEU)/T.Preining(AUT)	Precote Herberth Motorsport(DEU)	Porsche 911 GT3 R	41	1:01:31.602		146.6	8	1:25.298	154.7
2	28 R.Feller(CHE)(J)/D.Vanthoor(BEL)	MontaplastbyLand-Motorsport(DEU)	Audi R8 LMS GT3	41	1:01:33.057	1.455	146.6	11	1:25.207	154.9
3	82 R.Ineichen(CHE)(T)/F.Perera(FRA)	ORANGE1 by GRT Grasser(AUT)	LamborghiniHuracanGT3E	41	1:01:44.761	13.159	146.1	6	1:25.300	154.7
4	31 P.Niederhauser(CHE)/K.van der Linde(ZAF)	HCb-Rutronik-Racing	Audi R8 LMS GT3	41	1:01:45.792	14.190	146.1	8	1:25.440	154.5
5	19 M.Beretta(ITA)(J)/M.Mapelli(ITA)	ORANGE1 by GRT Grasser(AUT)	LamborghiniHuracanGT3E	41	1:01:46.238	14.636	146.1	6	1:25.339	154.6
6	14 N.Sylvest(DNK)(J)/J.Klingmann(DEU)	MRS GT-Racing(DEU)	BMW M6 GT3	41	1:01:50.260	18.658	146.0	6	1:25.645	154.1
7	18 A.de Leener(BEL)/M.Cairoli(ITA)	KÜS TEAM75 Bernhard(DEU)	Porsche 911 GT3 R	41	1:01:57.098	25.496	145.6	8	1:25.149	155.0
8	47 I.Dontje(NLD)/M.Götz(DEU)	MANN-FILTER Team HTP(DEU)	Mercedes-AMG GT3	41	1:01:58.207	26.605	145.7	10	1:25.748	153.9
9	11 E.Erhart(DEU)/P.Kaffer(DEU)	EFP Car Collection by TECE	Audi R8 LMS GT3	41	1:02:02.256	30.654	145.5	10	1:25.648	154.1
10	24 M.Ortmann(DEU)(J)/M.Winkelhock(DEU)	BWT Mücke Motorsport(DEU)	Audi R8 LMS GT3	41	1:02:03.671	32.069	145.6	14	1:25.486	154.4
11	25 J.Schmidt(CHE)(J)/C.Haase(DEU)	BWT Mücke Motorsport(DEU)	Audi R8 LMS GT3	41	1:02:04.150	32.548	145.4	6	1:25.115	155.0
12	77 M.Pommer(DEU)/M.Kirchhöfer(DEU)	Callaway Competition(DEU)	Corvette C7 GT3	41	1:02:04.345	32.743	145.5	10	1:25.771	153.9
13	13 D.Jahn(DEU)/S.Barth(DEU)(T)	RWT Racing(AUT)	Corvette C7 GT3	41	1:02:04.822	33.220	145.5	6	1:25.841	153.7
14	99 D.Keilwitz(DEU)/M.Martin(BEL)	PROpeak Performance	AstonMartin VantageAMR(41	1:02:05.218	33.616	145.5	7	1:25.794	153.8
15	26 N.Rogivue(CHE)(J)/S.Mücke(DEU)	BWT Mücke Motorsport(DEU)	Audi R8 LMS GT3	41	1:02:05.645	34.043	145.5	7	1:25.864	153.7
16	7 L.Ludwig(DEU)/S.Asch(DEU)	HB Racing(AUT)	Ferrari 488 GT3	41	1:02:05.883	34.281	145.5	7	1:25.880	153.7
17	33 F.Salaquarda(CZE)/F.Stippler(DEU)	Team ISR(CZE)	Audi R8 LMS GT3	41	1:02:15.329	43.727	145.1	7	1:25.844	153.7
18	69 J.Slooten(DEU)(T)/L.Luhr(DEU)	Iron Force Racing	Porsche 911 GT3 R	41	1:02:20.105	48.503	144.9	6	1:25.712	154.0
19	98 H.De Sadeleer(CHE)(J)/V.Hasse-Clot(FRA)(J)	PROpeak Performance	AstonMartin VantageAMR(41	1:02:20.956	49.354	144.9	7	1:26.077	153.3
20	21 J.Bleekemolen(NLD)/J.Eriksson(SWE)	TeamZAKSPEEDBKKMobilOilRacing	Mercedes-AMG GT3	41	1:02:21.466	49.864	144.9	9	1:26.113	153.3
21	36 M.Dienst(DEU)(J)/A.Read(AUS)(J)	Schütz Motorsport(DEU)	Mercedes-AMG GT3	41	1:02:21.827	50.225	145.0	9	1:26.294	152.9
22	12 M.Drudi(ITA)(J)/F.Spengler(DEU)	EFP Car Collection by TECE	Audi R8 LMS GT3	41	1:02:22.012	50.410	145.6	22	1:25.599	154.2
23	29 M.Hofer(AUT)(J)/C.Mies(DEU)	MontaplastbyLand-Motorsport(DEU)	Audi R8 LMS GT3	41	1:02:29.911	58.309	144.4	6	1:25.348	154.6
24	63 C.Engelhart(DEU)/M.Bortolotti(ITA)	ORANGE1 by GRT Grasser(AUT)	LamborghiniHuracanGT3E	41	1:02:30.145	58.543	144.2	8	1:25.234	154.8
25	8 D.Marschall(DEU)(J)/C.Schreiner(DEU)(J)	HCb-Rutronik-Racing	Audi R8 LMS GT3	41	1:02:46.533	1:14.931	144.1	20	1:25.999	153.5
26	48 P.Ellis(GBR)/F.Vettel(DEU)(J)	MANN-FILTER Team HTP(DEU)	Mercedes-AMG GT3	40	1:02:22.830	1 LAP	142.0	21	1:25.645	154.1
27	4 W.Triller(DEU)(T)/A.Hoti(DEU)(J)	Aust Motorsport(DEU)	Audi R8 LMS GT3	40	1:02:50.054	1 LAP	140.3	5	1:27.554	150.7
Not classified										
17	T.Bernhard(DEU)/K.Bachler(AUT)	KÜS TEAM75 Bernhard(DEU)	Porsche 911 GT3 R	19	30:57.808	22 LAPS	134.7	7	1:25.561	154.2
3	R.Lips(CHE)(T)/M.Hackländer(DEU)	Aust Motorsport(DEU)	Audi R8 LMS GT3	7	11:24.442	34 LAPS	134.6	7	1:25.920	153.6
71	M.Paul(DEU)(J)/S.Reicher(AUT)(J)	T3 Motorsport	Audi R8 LMS GT3							

Fastest lap of the race. Car 25 driver Christopher Haase on lap 6. Time 1:25.115, average speed 155.0 km/h.

withdraw of car no. 20

Subject to final scrutineering!

Publication time:

Clerk of the Course: Ralph Bohnhorst

Timekeeper: Steffen Ruhl

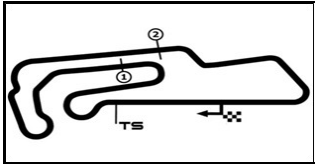
ver: 1.0

www.adac.de/motorsport

Page 1/ 1 printed: 28.4.2019 14:33

ADAC Vorteilsprogramm





ADAC GT Masters

Lap Chart Race 2

Provisional

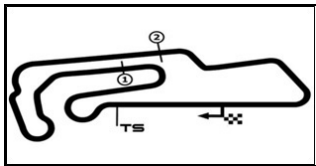


Motorsportarena Oschersleben, Length: 3667 m

Sunday, April 28, 2019 13:05:00

Lap	1	2	3	4	5	6	7	8	9	10	11	12	13	14	15	16	17	18	19	20	21	22	23	24	25	26	27	28	29	30	31	32	33	34	35	36	37	38	39	40	41	42	43	44	45
LAP 36	1	28	82	19	31	14	18	47	11	24	25	77	13	99	26	7	69	33	98	21	36	12	8	29	63	48'	4'																		
LAP 37	1	28	82	31	19	14	18	47	11	24	25	77	13	99	26	7	69	33	98	21	36	12	8	29	63	48'	4'																		
LAP 38	1	28	82	31	19	14	18	47	11	24	25	77	13	99	26	7	33	69	98	21	36	12	8	29	63	48'	4'																		
LAP 39	1	28	82	31	19	14	18	47	11	24	25	77	13	99	26	7	33	69	98	21	36	12	8	29	63	48'	4'																		
LAP 40	1	28	82	31	19	14	18	47	11	24	25	77	13	99	26	7	33	69	98	21	36	12	8	29	63	48'	4'																		
LAP 41	1	28	82	31	19	14	18	47	11	24	25	77	13	99	26	7	33	69	98	21	36	12	29	63	8																				

.- PITSTOP ' -LAPBEHIND



ADAC GT Masters

Sector List Race 2

Provisional



Motorsportarena Oschersleben, Length: 3667m

Air temperature: 15.43°C

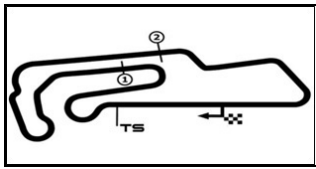
Track temperature: 28.43°C

Weather condition: Dry

DMSB Reg. Nr.: 113/19

Sunday, April 28, 2019 13:05:00

Lap	Time	SE1	SP1	SE2	SP2	SE3	SP3	TSP	Lap	Time	SE1	SP1	SE2	SP2	SE3	SP3	TSP
8	1:26.567	31.224	187	30.304	222	25.039	192	235	29	1:26.726	31.499	186	30.075	223	25.152	193	235
9	1:26.787	31.481	187	30.190	222	25.116	193	235	30	1:26.787	31.425	186	30.089	222	25.273	192	235
10	1:26.943	31.620	187	30.236	221	25.087	192	235	31	1:27.230	31.388	186	30.271	224	25.571	190	235
11	1:26.455	31.375	188	30.135	222	24.945	193	235	32	1:26.841	31.406	185	30.109	223	25.326	192	234
12	1:25.963	31.245	187	29.894	221	24.824	193	234	33	1:26.954	31.393	186	30.218	223	25.343	193	236
13	1:26.345	31.397	186	30.115	222	24.833	192	234	34	1:27.043	31.389	185	30.323	223	25.331	193	235
14	1:26.557	31.483	187	30.040	222	25.034	191	233	35	1:27.365	31.365	186	30.446	222	25.554	192	235
15	1:26.316	31.396	187	29.985	222	24.935	193	234	36	1:28.115	31.695		30.872	220	25.548	192	235
16	1:26.505	31.646	186	30.006	223	24.853	193	231	37	1:27.613	31.618		30.513	221	25.482	191	235
17	1:26.811	31.642	186	30.082	222	25.087	192	235	38	1:27.539	31.536		30.544	222	25.459	193	235
18	1:43.125	31.628	186	30.031	223	41.466	59	233	39	1:27.229	31.514	186	30.409	222	25.306	192	235
19	2:36.123	1:40.823	184	30.223	222	25.077	192		40	1:27.423	31.485		30.298	222	25.640	192	235
20	1:26.208	31.428	186	29.858	222	24.922	193	232	41	1:27.353	31.491		30.419	223	25.443	192	234
21	1:26.881	31.460	186	30.311	221	25.110	193	233									



ADAC GT Masters

Top speed list Race 2

Provisional



Motorsportarena Oschersleben, Length: 3667m

Air temperature: 15.43°C

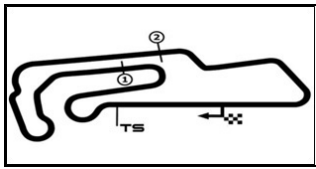
Track temperature: 28.43°C

Weather condition: Dry

DMSB Reg. Nr.: 113/19

Sunday, April 28, 2019 13:05:00

#	Name (NAT)	Team	Car name	Speed	Lap	Race time
13	David Jahn (DEU)	RWT Racing (AUT)	Corvette C7 GT3	245.45	34	50:29.777
77	Markus Pommer (DEU)	Callaway Competition (DEU)	Corvette C7 GT3	243.24	35	51:56.477
14	Jens Klingmann (DEU)	MRS GT-Racing (DEU)	BMW M6 GT3	240.00	17	24:20.182
12	Mattia Drudi (ITA)	EFP Car Collection by TECE	Audi R8 LMS GT3	238.41	27	40:35.165
33	Filip Salaquarda (CZE)	Team ISR (CZE)	Audi R8 LMS GT3	238.41	30	44:54.652
8	Dennis Marschall (DEU)	HCB-Rutronik-Racing	Audi R8 LMS GT3	238.41	35	52:14.901
69	Lucas Luhr (DEU)	Iron Force Racing	Porsche 911 GT3 R	237.88	9	12:57.274
29	Max Hofer (AUT)	Montaplast by Land-Motorsport (DEU)	Audi R8 LMS GT3	237.36	30	45:07.218
48	Philip Ellis (GBR)	MANN-FILTER Team HTP (DEU)	Mercedes-AMG GT3	237.36	37	56:37.773
7	Sebastian Asch (DEU)	HB Racing (AUT)	Ferrari 488 GT3	236.84	6	8:40.056
28	Ricardo Feller (CHE)	Montaplast by Land-Motorsport (DEU)	Audi R8 LMS GT3	236.84	26	38:37.643
36	Aidan Read (AUS)	Schütz Motorsport (DEU)	Mercedes-AMG GT3	236.84	37	55:09.024
11	Pierre Kaffer (DEU)	EFP Car Collection by TECE	Audi R8 LMS GT3	236.32	2	1:39.737
26	Stefan Mücke (DEU)	BWT Mücke Motorsport (DEU)	Audi R8 LMS GT3	236.32	2	1:42.645
3	Maximilian Hackländer (DEU)	Aust Motorsport (DEU)	Audi R8 LMS GT3	236.32	6	8:37.423
98	Valentin Hasse-Clot (FRA)	PROpeak Performance	Aston Martin Vantage AMR GT3	236.32	6	8:40.624
4	Arlind Hoti (DEU)	Aust Motorsport (DEU)	Audi R8 LMS GT3	236.32	6	8:42.612
24	Markus Winkelhock (DEU)	BWT Mücke Motorsport (DEU)	Audi R8 LMS GT3	236.32	17	24:23.457
31	Patric Niederhauser (CHE)	HCB-Rutronik-Racing	Audi R8 LMS GT3	236.32	33	48:49.317
99	Daniel Keilwitz (DEU)	PROpeak Performance	Aston Martin Vantage AMR GT3	236.32	33	49:03.596
25	Christopher Haase (DEU)	BWT Mücke Motorsport (DEU)	Audi R8 LMS GT3	235.80	7	9:59.496
82	Franck Perera (FRA)	ORANGE1 by GRT Grasser (AUT)	Lamborghini Huracan GT3 EVO	235.29	5	7:07.627
21	Jimmy Eriksson (SWE)	Team ZAKSPEED BKK Mobil Oil Racing (DEU)	Mercedes-AMG GT3	235.29	12	17:20.364
17	Klaus Bachler (AUT)	KÜS TEAM75 Bernhard (DEU)	Porsche 911 GT3 R	235.29	16	22:53.459
19	Michele Beretta (ITA)	ORANGE1 by GRT Grasser (AUT)	Lamborghini Huracan GT3 EVO	235.29	32	47:23.017
63	Christian Engelhart (DEU)	ORANGE1 by GRT Grasser (AUT)	Lamborghini Huracan GT3 EVO	235.29	39	58:10.417
1	Thomas Preining (AUT)	Precote Herberth Motorsport (DEU)	Porsche 911 GT3 R	234.78	22	31:23.880
18	Adrien de Leener (BEL)	KÜS TEAM75 Bernhard (DEU)	Porsche 911 GT3 R	234.27	30	44:34.615
47	Maximilian Götz (DEU)	MANN-FILTER Team HTP (DEU)	Mercedes-AMG GT3	233.76	7	10:02.329
71	Simon Reicher (AUT)	T3 Motorsport	Audi R8 LMS GT3	230.76	1	12.307



ADAC GT Masters

Pit Stops Race 2

Provisional



Motorsportarena Oschersleben, Length: 3667m

Air temperature: 15.43°C

Track temperature: 28.43°C

Weather condition: Dry

DMSB Reg. Nr.: 113/19

Sunday, April 28, 2019 13:05:00

Nr	Driver in	Day time in	Time in	Driver out	Day time out	Time out	Nett Time
19	Marco Mapelli	13:32:54.741	25:52.457	Marco Mapelli	13:34:04.787	27:02.503	1:10.046
17	Klaus Bachler	13:32:57.047	25:54.763	Klaus Bachler	13:34:07.864	27:05.580	1:10.817
77	Marvin Kirchhöfer	13:32:59.696	25:57.412	Markus Pommer	13:34:10.388	27:08.104	1:10.692
13	Sven Barth	13:33:05.318	26:03.034	Sven Barth	13:34:15.421	27:13.137	1:10.103
7	Sebastian Asch	13:33:09.174	26:06.890	Luca Ludwig	13:34:20.471	27:18.187	1:11.297
21	Jeroen Bleekemolen	13:33:11.878	26:09.594	Jeroen Bleekemolen	13:34:22.085	27:19.801	1:10.207
36	Aidan Read	13:33:13.143	26:10.859	Aidan Read	13:34:23.664	27:21.380	1:10.521
8	Carrie Schreiner	13:33:23.584	26:21.300	Carrie Schreiner	13:34:33.737	27:31.453	1:10.153
12	Florian Spengler	13:33:24.257	26:21.973	Mattia Drudi	13:34:35.284	27:33.000	1:11.027
48	Fabian Vettel	13:33:33.543	26:31.259	Fabian Vettel	13:34:44.225	27:41.941	1:10.682
29	Christopher Mies	13:34:22.888	27:20.604	Christopher Mies	13:35:33.434	28:31.150	1:10.546
47	Maximilian Götz	13:34:25.547	27:23.263	Indy Dontje	13:35:35.669	28:33.385	1:10.122
99	Maxime Martin	13:34:33.919	27:31.635	Maxime Martin	13:35:44.188	28:41.904	1:10.269
25	Christopher Haase	13:35:48.745	28:46.461	Christopher Haase	13:37:05.908	30:03.624	1:17.163
14	Jens Klingmann	13:35:50.034	28:47.750	Nicolai Sylvest	13:37:01.414	29:59.130	1:11.380
4	Arlind Hoti	13:36:42.613	29:40.329	Wolfgang Triller	13:38:14.580	31:12.296	1:31.967
28	Dries Vanthoor	13:37:10.273	30:07.989	Ricardo Feller	13:38:20.874	31:18.590	1:10.601
24	Markus Winkelhock	13:37:19.669	30:17.385	Mike David Ortmann	13:38:30.246	31:27.962	1:10.577
69	Lucas Luhr	13:37:24.594	30:22.310	Jan-Erik Slooten	13:38:34.968	31:32.684	1:10.374
17	Timo Bernhard	13:37:56.475	30:54.191				
26	Stefan Mücke	13:38:55.634	31:53.350	Nikolaj Rogivue	13:40:05.996	33:03.712	1:10.362
33	Frank Stippler	13:38:56.274	31:53.990	Frank Stippler	13:40:07.284	33:05.000	1:11.010
98	Valentin Hasse-Clot	13:38:58.225	31:55.941	Valentin Hasse-Clot	13:40:08.435	33:06.151	1:10.210
31	Patric Niederhauser	13:40:05.593	33:03.309	Patric Niederhauser	13:41:16.665	34:14.381	1:11.072
82	Franck Perera	13:40:05.952	33:03.668	Rolf Ineichen	13:41:16.146	34:13.862	1:10.194
11	Pierre Kaffer	13:40:12.387	33:10.103	Elia Erhart	13:41:22.970	34:20.686	1:10.583
1	Thomas Preining	13:41:29.686	34:27.402	Robert Renauer	13:42:40.090	35:37.806	1:10.404
18	Matteo Cairoli	13:41:30.465	34:28.181	Adrien de Leener	13:42:46.360	35:44.076	1:15.895
63	Mirko Bortolotti	13:41:32.406	34:30.122	Mirko Bortolotti	13:42:50.696	35:48.412	1:18.290
29	Christopher Mies	13:43:03.400	36:01.116	Max Hofer	13:43:23.261	36:20.977	19.861
63	Christian Engelhart	13:56:07.019	49:04.735	Christian Engelhart	13:56:26.824	49:24.540	19.805