

ADAC GT Masters

Result List Qualifying 2

Provisional



Autodrom Most, Length: 4212m

Air temperature: 19.84°C

Track temperature: 19.65°C

Weather condition: Dry

DMSB Reg. Nr.: 125/19

Sunday, May 19, 2019 10:00:00

started : 31 classified : 31 not classified : 0

	Drivers	Team	Car	Lap	Best Time	Gap	Diff	Kph	Day Time
1	82 R.Ineichen(CHE)(T)/F.Perera(FRA)	ORANGE1 by GRT Grasser(AUT)	LamborghiniHuracanGT3E	4	1:30.767			167.0	10:10:37
2	77 M.Pommer(DEU)/M.Kirchhöfer(DEU)	Callaway Competition(DEU)	Corvette C7 GT3-R	6	1:30.832	0.065	0.065	166.9	10:21:58
3	28 R.Feller(CHE)(J)/D.Vanthoor(BEL)	MontaplastbyLand-Motorsport(DEU)	Audi R8 LMS GT3	3	1:30.890	0.123	0.058	166.8	10:12:52
4	13 S.Barth(DEU)(T)/D.Jahn(DEU)	RWT Racing(AUT)	Corvette C7 GT3-R	4	1:30.927	0.160	0.037	166.7	10:17:13
5	1 R.Renauer(DEU)/T.Preining(AUT)	Precote Herberth Motorsport(DEU)	Porsche 911 GT3 R	6	1:31.083	0.316	0.156	166.4	10:25:48
6	14 N.Sylvest(DNK)(J)/J.Klingmann(DEU)	MRS GT-Racing(DEU)	BMW M6 GT3	4	1:31.125	0.358	0.042	166.4	10:21:14
7	48 F.Vettel(DEU)(J)/P.Ellis(GBR)	MANN-FILTER Team HTP(DEU)	Mercedes-AMG GT3	4	1:31.144	0.377	0.019	166.3	10:08:31
8	47 I.Dontje(NLD)/M.Götz(DEU)	MANN-FILTER Team HTP(DEU)	Mercedes-AMG GT3	6	1:31.144	0.377		166.3	10:20:09
9	24 M.Ortmann(DEU)(J)/M.Winkelhock(DEU)	BWT Mücke Motorsport(DEU)	Audi R8 LMS GT3	6	1:31.157	0.390	0.013	166.3	10:27:58
10	31 P.Niederhauser(CHE)/K.van der Linde(ZAF)	HCB-Rutronik-Racing	Audi R8 LMS GT3	4	1:31.178	0.411	0.021	166.3	10:23:06
11	33 F.Salaquarda(CZE)/F.Stippler(DEU)	Team ISR(CZE)	Audi R8 LMS GT3	4	1:31.267	0.500	0.089	166.1	10:16:43
12	18 A.de Leener(BEL)/M.Cairoli(ITA)	KÜS TEAM75 Bernhard(DEU)	Porsche 911 GT3 R	10	1:31.313	0.546	0.046	166.0	10:27:30
13	26 N.Rogivue(CHE)(J)/S.Mücke(DEU)	BWT Mücke Motorsport(DEU)	Audi R8 LMS GT3	4	1:31.377	0.610	0.064	165.9	10:15:52
14	29 M.Hofer(AUT)(J)/C.Mies(DEU)	MontaplastbyLand-Motorsport(DEU)	Audi R8 LMS GT3	4	1:31.379	0.612	0.002	165.9	10:07:13
15	17 T.Bernhard(DEU)/K.Bachler(AUT)	KÜS TEAM75 Bernhard(DEU)	Porsche 911 GT3 R	5	1:31.414	0.647	0.035	165.8	10:13:52
16	4 A.Hoti(DEU)(J)/C.Dreyspring(DEU)(J)	Aust Motorsport(DEU)	Audi R8 LMS GT3	4	1:31.431	0.664	0.017	165.8	10:16:05
17	21 J.Bleekemolen(NLD)/J.Eriksson(SWE)	TeamZAKSPEEDBKKMobilOilRacing	Mercedes-AMG GT3	5	1:31.441	0.674	0.010	165.8	10:27:22
18	11 E.Erhart(DEU)/P.Kaffer(DEU)	EFP Car Collection by TECE	Audi R8 LMS GT3	6	1:31.455	0.688	0.014	165.7	10:27:53
19	25 J.Schmidt(CHE)(J)/C.Haase(DEU)	BWT Mücke Motorsport(DEU)	Audi R8 LMS GT3	4	1:31.479	0.712	0.024	165.7	10:24:07
20	3 R.Lips(CHE)(T)/M.Hackländer(DEU)	Aust Motorsport(DEU)	Audi R8 LMS GT3	5	1:31.493	0.726	0.014	165.7	10:09:15
21	19 M.Beretta(ITA)(J)/M.Mapelli(ITA)	ORANGE1 by GRT Grasser(AUT)	LamborghiniHuracanGT3E	4	1:31.532	0.765	0.039	165.6	10:19:32
22	7 L.Ludwig(DEU)/S.Asch(DEU)	HB Racing(AUT)	Ferrari 488 GT3	11	1:31.582	0.815	0.050	165.5	10:27:50
23	63 M.Bortolotti(ITA)/C.Engelhart(DEU)	ORANGE1 by GRT Grasser(AUT)	LamborghiniHuracanGT3E	4	1:31.746	0.979	0.164	165.2	10:10:11
24	98 H.De Sadeleer(CHE)(J)/V.Hasse-Clot(FRA)(J)	PROpeak Performance	AstonMartinVantageAMR(6	1:31.844	1.077	0.098	165.0	10:20:31
25	36 M.Dienst(DEU)(J)/A.Read(AUS)(J)	Schütz Motorsport(DEU)	Mercedes-AMG GT3	3	1:32.001	1.234	0.157	164.8	10:17:32
26	12 M.Drudi(ITA)(J)/F.Spengler(DEU)	EFP Car Collection by TECE	Audi R8 LMS GT3	3	1:32.026	1.259	0.025	164.7	10:05:06
27	69 J.Slooten(DEU)(T)/L.Luhr(DEU)	Iron Force Racing	Porsche 911 GT3 R	5	1:32.158	1.391	0.132	164.5	10:16:14
28	99 D.Keilwitz(DEU)/M.Martin(BEL)	PROpeak Performance	AstonMartinVantageAMR(5	1:32.248	1.481	0.090	164.3	10:20:12
29	71 M.Paul(DEU)(J)/S.Reicher(AUT)(J)	T3 Motorsport	Audi R8 LMS GT3	4	1:32.285	1.518	0.037	164.3	10:07:19
30	8 D.Marschall(DEU)(J)/C.Schreiner(DEU)(J)	HCB-Rutronik-Racing	Audi R8 LMS GT3	6	1:32.431	1.664	0.146	164.0	10:10:58
31	20 K.Snoeks(NLD)/M.Wishofer(AUT)(J)	TeamZAKSPEEDBKKMobilOilRacing	Mercedes-AMG GT3	3	1:38.691	7.924	6.260	153.6	10:22:58

Subject to final scrutineering!

Publication time:	Clerk of the Course: Michal Marek	Timekeeper: Steffen Ruhl
-------------------	-----------------------------------	--------------------------

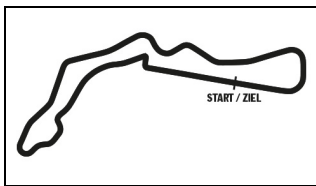
ver: 1.0

www.adac.de/motorsport

Page 1/ 1 printed: 19.5.2019 10:33

ADAC Vorteilsprogramm





ADAC GT Masters



Sector List Qualifying 2

Provisional

Autodrom Most, Length: 4212m

Air temperature: 19.84°C

Track temperature: 19.65°C

Weather condition: Dry

DMSB Reg. Nr.: 125/19

Sunday, May 19, 2019 10:00:00

Lap	Time	SE1	SP1	SE2	SP2	SE3	SP3	TSP	Lap	Time	SE1	SP1	SE2	SP2	SE3	SP3	TSP
1 Renauer, DEU / Preining, AUT									theoretical besttime: 1:30.779								
1	6:17.237	4:51.191	180	35.394	163	50.652			6	1:31.083	23.974	218	30.971	215	36.138	214	241
2	13:12.956	11:58.939	198	32.412	207	41.605	213		7	1:31.132	24.035	217	30.864	216	36.233	214	242
3	1:40.442	23.980	216	34.485	209	41.977	215	240	8	1:31.431	23.801	217	31.072	215	36.558	214	242
4	1:31.267	24.155	217	30.840	215	36.272	214	242	9	1:52.139	23.897	218	36.647	169	51.595		241
5	1:34.123	24.032	218	31.119	214	38.972	213	242									

3 Lips, CHE / Hackländer, DEU									theoretical besttime: 1:31.179								
1	2:48.667	1:15.126	125	45.227	135	48.314	169		7	1:31.574	23.943	219	31.127	215	36.504	216	244
2	1:48.600	29.923	153	39.461	148	39.216	214	177	8	1:36.223	24.056	210	34.669	201	37.498	215	245
3	1:33.611	24.558	218	31.772	210	37.281	215	242	9	1:45.995	23.956	219	31.295	213	50.744		244
4	1:31.632	24.078	218	31.263	215	36.291	216	243	10	8:48.347	7:36.066	210	32.274	212	40.007	214	
5	1:31.493	23.858	219	31.198	213	36.437	215	244	11	1:31.862	24.153	218	31.030	214	36.679	215	242
6	1:38.169	25.708	184	34.695	185	37.766	217	244	12	1:46.118	24.113	218	31.091	215	50.914		243

4 Hoti, DEU / Dreyspring, DEU									theoretical besttime: 1:31.362								
1	11:23.625	10:01.182	157	39.449	136	42.994	210		7	1:37.444	27.251	154	33.629	213	36.564	215	242
2	1:36.926	25.460	217	33.677	210	37.789	214	240	8	1:45.199	24.006	217	31.126	214	50.067		242
3	1:32.402	24.571	217	31.340	214	36.491	215	242	9	4:17.662	3:06.114	213	32.852	210	38.696	214	
4	1:31.431	24.075	218	31.105	214	36.251	215	243	10	1:31.654	24.077	217	31.217	214	36.360	214	242
5	1:33.085	24.224	218	32.238	213	36.623	214	243	11	1:31.837	24.097	217	31.385	215	36.355	214	242
6	1:31.969	24.043	218	31.481	213	36.445	215	243	12	1:59.251	28.025	157	37.477	171	53.749		242

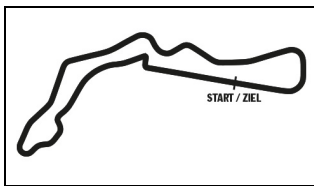
7 Ludwig, DEU / Asch, DEU									theoretical besttime: 1:31.476								
1	2:32.536	59.606	165	44.710	153	48.220	204		7	1:31.766	23.979	219	31.217	214	36.570	213	241
2	2:05.887	29.425	181	38.699	198	57.763		182	8	1:44.464	23.964	217	31.164	214	49.336		241
3	5:37.087	4:28.293	214	32.239	212	36.555	214		9	6:34.693	5:18.398	216	34.913	171	41.382	214	
4	1:31.724	24.077	218	31.118	214	36.529	214	242	10	1:36.263	24.067	217	31.701	215	40.495	215	240
5	1:31.687	23.944	218	31.196	213	36.547	215	241	11	1:31.582	24.050	217	31.037	213	36.495	214	241
6	1:31.701	24.071	219	31.083	214	36.547	213	241	12	1:53.313	25.179	196	34.216	188	53.918		242

8 Marschall, DEU / Schreiner, DEU									theoretical besttime: 1:32.176								
1	2:58.354	1:31.757	148	40.600	157	45.997	203		6	1:32.431	23.972	217	31.594	212	36.865	212	243
2	1:44.644	26.680	195	37.359	185	40.605	212	234	7	1:45.429	24.008	218	31.848	209	49.573		243
3	1:36.883	24.946	216	33.812	204	38.125	213	241	8	5:21.156	4:10.291	215	33.389	207	37.476	213	
4	1:32.603	24.399	216	31.522	212	36.682	214	241	9	1:33.438	24.414	217	31.848	210	37.176	213	242
5	1:32.964	24.158	217	31.899	208	36.907	213	243	10	1:45.896	24.342	216	31.830	210	49.724		242

11 Erhart, DEU / Kaffer, DEU									theoretical besttime: 1:31.193								
1	20:05.887	18:51.927	191	35.553	199	38.407	214		5	1:38.791	23.989	217	33.526	174	41.276	214	243
2	1:33.108	24.518	216	32.037	210	36.553	216	242	6	1:31.455	24.038	216	31.048	213	36.369	215	243
3	1:31.515	24.158	216	31.189	212	36.168	215	243	7	1:39.132	24.105	217	33.845	201	41.182	216	243
4	1:31.801	24.076	217	31.167	212	36.558	213	243	8	1:31.652	23.977	217	31.273	210	36.402	214	242

12 Drudi, ITA / Spengler, DEU									theoretical besttime: 1:31.880								
1	1:57.244	38.944	144	37.103	200	41.197	164		5	1:38.446	26.032	177	34.428	208	37.986	214	242
2	1:35.825	26.310	216	32.703	210	36.812	214	216	6	1:37.316	24.104	216	31.309	212	41.903	213	242
3	1:32.026	24.115	216	31.289	213	36.622	214	241	7	1:45.020	24.189	217	31.640	212	49.191		241
4	1:32.030	24.051	217	31.439	212	36.540	213	241									

13 Barth, DEU / Jahn, DEU									theoretical besttime: 1:30.782								
1	5:26.065	3:48.239	155	40.872	140	56.954			6	1:44.561	23.779	223	31.158	217	49.624		245
2	8:44.062	7:33.595	208	32.799	208	37.668	219		7	4:36.826	3:27.721	195	32.111	214	36.994	217	
3	1:31.699	24.119	223	31.336	216	36.244	219	245	8	1:31.147	23.660	224	31.034	213	36.453	219	247
4	1:30.927	23.600	224	30.938	218	36.389	218	248	9	1:44.126	23.715	225	31.181	217	49.230		248
5	1:37.624	23.615	224	31.070	216	42.939	218	248									



ADAC GT Masters



Sector List Qualifying 2

Provisional

Autodrom Most, Length: 4212m

Air temperature: 19.84°C

Track temperature: 19.65°C

Weather condition: Dry

DMSB Reg. Nr.: 125/19

Sunday, May 19, 2019 10:00:00

Lap	Time	SE1	SP1	SE2	SP2	SE3	SP3	TSP	Lap	Time	SE1	SP1	SE2	SP2	SE3	SP3	TSP
14	Sylvest, DNK / Klingmann, DEU								theoretical besttime: 1:31.120								
1	3:53.299	1:55.005	101	46.265	192	1:12.029			5	1:31.294	23.853	223	30.996	219	36.445	217	248
2	14:17.166	12:59.124	213	37.883	200	40.159	219		6	1:34.974	23.866	223	33.438	206	37.670	218	248
3	1:31.432	23.980	224	30.899	218	36.553	219	248	7	1:48.995	23.949	223	35.600	183	49.446		248
4	1:31.125	23.856	223	30.901	218	36.368	218	248									

17	Bernhard, DEU / Bachler, AUT								theoretical besttime: 1:31.362								
1	2:30.120	57.096	162	38.421	198	54.603			7	1:34.342	23.887	218	32.252	210	38.203	215	242
2	6:43.093	5:27.919	215	36.368	203	38.806	212		8	1:34.315	24.097	219	32.156	207	38.062	215	242
3	1:34.637	24.567	217	32.609	207	37.461	215	240	9	1:44.490	24.052	219	31.448	211	48.990		241
4	1:32.339	24.111	219	31.734	210	36.494	216	241	10	3:17.286	2:07.891	217	32.112	210	37.283	215	
5	1:31.414	23.916	219	30.981	214	36.517	215	242	11	1:32.167	24.152	218	31.212	212	36.803	214	241
6	1:34.697	23.995	218	32.629	208	38.073	216	242	12	1:50.876	24.166	217	34.811	187	51.899		241

18	de Leener, BEL / Cairoli, ITA								theoretical besttime: 1:31.156								
1	10:42.457	9:10.195	117	44.522	154	47.740	191		7	1:44.618	24.021	216	31.169	213	49.428		241
2	1:47.520	35.602	125	34.910	209	37.008	214	202	8	3:57.049	2:44.938	216	31.737	200	40.374	214	
3	1:35.901	24.101	217	30.971	214	40.829	213	241	9	1:31.616	24.066	217	31.197	210	36.353	214	240
4	1:31.524	24.080	218	30.957	212	36.487	215	241	10	1:31.313	23.933	217	30.918	213	36.462	213	241
5	1:31.617	23.885	218	30.928	213	36.804	214	242	11	1:44.924	23.911	217	30.955	214	50.058		242
6	1:35.372	23.887	218	31.044	213	40.441	214	242									

19	Beretta, ITA / Mapelli, ITA								theoretical besttime: 1:31.505								
1	6:45.907	5:17.260	187	34.500	205	54.147			6	1:39.918	24.288	216	31.111	214	44.519	213	242
2	9:39.107	8:23.693	152	35.943	128	39.471	213		7	1:31.777	24.133	217	31.198	215	36.446	213	242
3	1:34.577	24.489	216	31.296	212	38.792	215	241	8	1:32.160	24.186	217	31.214	214	36.760	211	242
4	1:31.532	23.950	217	31.138	213	36.444	213	242	9	1:45.846	24.188	216	31.328	212	50.330		241
5	1:37.247	24.076	216	31.159	214	42.012	214	242	10								

20	Snoeks, NLD / Wishofer, AUT								theoretical besttime: 1:34.897								
1	3:28.851	1:27.059	75	49.739	126	1:12.053			3	1:38.691	24.457	204	34.690	206	39.544	215	238
2	17:49.401	16:23.110	189	37.072	173	49.219	213		4	1:48.462	24.042	218	31.311	213	53.109		241

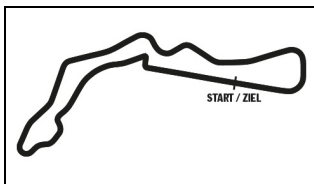
21	Bleekemolen, NLD / Eriksson, SWE								theoretical besttime: 1:31.363								
1	3:26.370	1:14.978	85	56.009	94	1:15.383			5	1:31.441	23.832	218	31.179	213	36.430	216	243
2	19:13.401	17:54.125	158	38.334	136	40.942	207		6	1:31.561	23.797	218	31.160	213	36.604	214	243
3	1:38.406	25.241	216	33.112	210	40.053	217	236	7	1:31.681	23.809	218	31.244	213	36.628	214	241
4	1:31.488	23.919	218	31.163	213	36.406	217	242									

24	Ortmann, DEU / Winkelhock, DEU								theoretical besttime: 1:31.071								
1	20:01.614	18:41.334	172	38.525	167	41.755	203		5	1:31.285	23.976	217	31.034	215	36.275	213	242
2	1:46.398	26.658	179	39.360	151	40.380	212	223	6	1:31.157	23.915	216	30.941	214	36.301	214	242
3	1:35.771	24.877	216	32.785	211	38.109	213	240	7	1:51.511	24.042	217	31.731	152	55.738		242
4	1:31.419	24.094	217	31.110	215	36.215	215	242									

25	Schmidt, CHE / Haase, DEU								theoretical besttime: 1:31.281								
1	19:28.377	18:05.622	189	37.566	156	45.189	213		5	1:38.139	23.965	217	31.102	213	43.072	204	242
2	1:35.095	24.485	216	32.701	212	37.909	213	240	6	1:51.385	34.042	190	36.511	173	40.832	213	217
3	1:31.682	24.160	216	31.223	212	36.299	214	241	7	1:34.509	24.045	216	33.390	204	37.074	214	242
4	1:31.479	23.880	216	31.186	210	36.413	213	242	8	1:54.791	24.050	216	35.716	128	55.025		241

26	Rogivue, CHE / Mücke, DEU								theoretical besttime: 1:31.330								
1	2:43.685	52.586	117	47.304	106	1:03.795			5	1:36.292	23.858	217	33.951	204	38.483	214	243
2	10:00.946	8:44.119	180	35.055	195	41.772	212		6	1:34.553	23.983	216	31.396	210	39.174	213	243
3	1:34.962	24.431	216	33.671	191	36.860	214	240	7	1:45.788	24.067	216	31.990	212	49.731		242
4	1:31.377	23.905	217	31.163	215	36.309	214	242									





ADAC GT Masters

Sector List Qualifying 2

Provisional



Autodrom Most, Length: 4212m

Air temperature: 19.84°C

Track temperature: 19.65°C

Weather condition: Dry

DMSB Reg. Nr.: 125/19

Sunday, May 19, 2019 10:00:00

Lap	Time	SE1	SP1	SE2	SP2	SE3	SP3	TSP	Lap	Time	SE1	SP1	SE2	SP2	SE3	SP3	TSP
28	Feller, CHE / Vanthoor, BEL								theoretical besttime: 1:30.765								
1	9:42.680	8:28.127	174	35.307	203	39.246	210		5	1:33.554	24.001	218	31.055	215	38.498	216	243
2	1:37.867	25.211	173	33.955	214	38.701	218	237	6	1:38.675	23.940	218	31.177	213	43.558	210	244
3	1:30.890	23.905	219	30.939	214	36.046	217	244	7	1:55.153	24.006	218	38.544	199	52.603		241
4	1:31.137	23.782	218	30.937	216	36.418	215	244									

29	Hofer, AUT / Mies, DEU								theoretical besttime: 1:31.339								
1	2:19.751	55.025	123	40.961	147	43.765	196		6	1:35.777	23.997	219	31.272	213	40.508	216	244
2	1:41.393	27.192	178	35.735	207	38.466	215	227	7	1:32.194	23.914	219	31.444	215	36.836	215	244
3	1:39.599	24.344	218	31.803	212	43.452	217	243	8	1:32.263	23.858	219	31.543	212	36.862	215	243
4	1:31.379	23.872	217	31.253	212	36.254	217	244	9	1:49.790	23.907	219	32.905	170	52.978		244
5	1:36.439	23.832	218	33.660	203	38.947	217	245									

31	Niederhauser, CHE / van der Linde, ZAF								theoretical besttime: 1:31.070								
1	18:18.528	16:58.617	181	38.809	151	41.102	210		5	1:31.349	23.964	217	31.068	215	36.317	215	243
2	1:38.646	25.323	215	34.108	205	39.215	212	238	6	1:37.204	24.725	203	34.579	208	37.900	214	244
3	1:37.019	25.429	209	34.501	203	37.089	216	241	7	1:31.178	23.906	217	31.024	213	36.248	214	243
4	1:31.178	24.014	217	31.018	213	36.146	215	243	8	1:56.880	28.031	170	33.318	192	55.531		219

33	Salaquarda, CZE / Stippler, DEU								theoretical besttime: 1:31.050								
1	11:59.102	10:41.120	152	36.868	198	41.114	209		5	1:31.461	23.958	219	31.071	215	36.432	215	246
2	1:37.754	25.201	217	33.579	208	38.974	217	241	6	1:41.350	24.048	219	32.707	174	44.595	216	245
3	1:34.143	24.269	218	31.181	216	38.693	217	245	7	1:48.779	24.007	219	31.308	214	53.464		244
4	1:31.267	24.088	219	31.158	215	36.021	217	246									

36	Dienst, DEU / Read, AUS								theoretical besttime: 1:31.829								
1	11:44.952	10:12.997	156	38.007	180	53.948			5	1:35.417	24.175	218	31.478	213	39.764	216	242
2	4:14.074	3:02.816	199	32.833	208	38.425	216		6	1:32.123	24.236	218	31.345	214	36.542	215	242
3	1:32.001	24.294	216	31.248	214	36.459	215	243	7	1:47.217	24.228	218	31.546	214	51.443		241
4	1:32.005	24.199	218	31.400	213	36.406	217	243									

47	Dontje, NLD / Götz, DEU								theoretical besttime: 1:30.992								
1	12:11.112	10:54.282	188	36.650	162	40.180	212		5	1:35.791	25.131	203	32.902	213	37.758	219	245
2	1:36.069	24.988	214	32.690	209	38.391	214	238	6	1:31.144	23.910	219	30.905	217	36.329	218	245
3	1:43.086	25.376	206	38.468	141	39.242	219	224	7	1:34.063	23.935	219	32.069	182	38.059	217	244
4	1:31.231	24.001	219	31.053	214	36.177	216	246	8	1:46.391	24.025	219	31.721	210	50.645		244

48	Vettel, DEU / Ellis, GBR								theoretical besttime: 1:31.018								
1	3:46.261	2:17.943	111	42.862	134	45.456	203		6	1:40.816	25.454	195	35.854	196	39.508	217	243
2	1:39.228	27.173	183	34.280	209	37.775	217	227	7	1:31.471	24.086	218	30.999	215	36.386	214	243
3	1:33.447	24.459	199	32.035	213	36.953	219	242	8	1:43.395	24.143	217	35.441	121	43.811	216	242
4	1:31.144	24.076	216	30.999	213	36.069	217	242	9	1:49.927	23.978	217	47.156	197	38.793	216	242
5	1:42.023	23.998	217	31.270	214	46.755	216	242	10	1:50.949	23.950	217	31.226	215	55.773		243

63	Bortolotti, ITA / Engelhart, DEU								theoretical besttime: 1:31.676								
1	5:32.356	4:18.627	189	35.747	204	37.982	213		6	1:31.867	24.032	218	31.243	213	36.592	215	242
2	1:33.541	24.916	215	31.817	214	36.808	215	235	7	1:48.194	23.987	216	31.389	213	52.818		242
3	1:32.743	24.406	216	31.751	213	36.586	215	242	8	3:11.135	1:59.722	216	31.993	211	39.420	213	
4	1:31.746	24.034	217	31.103	213	36.609	216	242	9	1:46.541	23.989	217	31.446	213	51.106		242
5	1:34.545	24.143	218	32.573	209	37.829	215	242									

69	Slooten, DEU / Luhr, DEU								theoretical besttime: 1:32.001								
1	3:01.203	1:13.667	116	45.596	146	1:01.940			6	1:32.644	24.105	220	31.558	210	36.981	215	242
2	8:35.101	7:19.969	197	33.887	201	41.245	212		7	1:32.530	24.130	218	31.525	212	36.875	214	242
3	1:32.784	24.419	218	31.580	210	36.785	214	239	8	1:32.627	24.062	218	31.464	210	37.101	212	242
4	1:32.253	24.153	217	31.237	213	36.863	215	242	9	1:32.246	24.113	219	31.418	210	36.715	214	241
5	1:32.158	24.049	218	31.275	213	36.834	214	242	10	1:46.114	24.154	218	31.307	213	50.653		241

ver: 1.0

www.adac.de/motorsport

Page 3/ 4 printed: 19.5.2019 10:33

ADAC Vorteilsprogramm



Audi Sport



CAMP DAVID

DEKRA



Herrenausstatter.de

KÄRCHER

KÜHNE+NAGEL



postcon

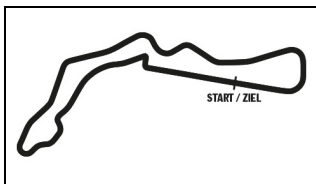


RAVENOL



DMSB





ADAC GT Masters

Sector List Qualifying 2

Provisional



Autodrom Most, Length: 4212m

Air temperature: 19.84°C

Track temperature: 19.65°C

Weather condition: Dry

DMSB Reg. Nr.: 125/19

Sunday, May 19, 2019 10:00:00

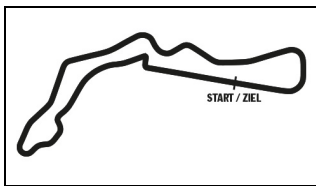
Lap	Time	SE1	SP1	SE2	SP2	SE3	SP3	TSP	Lap	Time	SE1	SP1	SE2	SP2	SE3	SP3	TSP
71	Paul, DEU / Reicher, AUT									theoretical besttime: 1:32.176							
1	2:33.105	1:07.209	148	40.230	170	45.666	207		9	1:33.080	24.109	218	31.571	213	37.400	214	243
2	1:39.385	27.066	195	34.159	189	38.160	213	187	10	1:49.884	25.782	205	33.018	210	51.084		215
3	1:33.724	24.829	216	31.967	211	36.928	214	242	11	7:33.152	6:20.029	144	33.495	210	39.628	213	
4	1:32.285	24.217	217	31.385	213	36.683	215	243	12	1:33.157	24.446	216	31.658	211	37.053	213	242
5	1:32.452	24.147	218	31.385	213	36.920	215	243	13	1:32.923	24.235	217	31.764	212	36.924	214	242
6	1:42.123	27.192	178	35.117	196	39.814	214	241	14	1:32.634	24.108	218	31.521	213	37.005	214	243
7	1:33.167	24.381	218	31.655	212	37.131	214	243	15	1:47.872	24.357	217	31.747	212	51.768		242
8	1:32.646	24.199	218	31.537	213	36.910	214	243									

77	Pommer, DEU / Kirchhöfer, DEU									theoretical besttime: 1:30.717							
1	3:21.038	1:25.386	103	50.442	133	1:05.210			6	1:30.832	23.450	222	31.045	217	36.337	220	247
2	12:26.825	11:10.586	175	37.196	198	39.043	216		7	1:36.367	23.482	224	34.229	206	38.656	219	248
3	1:34.700	24.744	222	32.468	213	37.488	217	243	8	1:30.993	23.628	224	30.930	217	36.435	219	247
4	1:32.575	23.515	225	31.634	189	37.426	221	247	9	1:46.756	24.275	217	32.650	215	49.831		247
5	1:31.145	23.466	225	31.020	220	36.659	219	250									

82	Ineichen, CHE / Perera, FRA									theoretical besttime: 1:30.583							
1	6:01.540	4:47.296	198	35.065	196	39.179	213		5	1:40.569	25.968	156	35.930	188	38.671	216	244
2	1:33.146	24.356	218	31.808	211	36.982	216	240	6	1:33.332	23.945	219	30.821	216	38.566	217	243
3	1:31.257	23.877	220	31.319	216	36.061	217	243	7	1:30.860	23.739	219	30.908	216	36.213	216	244
4	1:30.767	23.701	219	30.903	215	36.163	216	243	8	2:07.428	25.933	127	37.988	161	1:03.507		243

98	De Sadeleer, CHE / Hasse-Clot, FRA									theoretical besttime: 1:31.844							
1	4:06.218	2:19.090	143	44.028	157	1:03.100			5	1:33.153	24.596	218	31.824	209	36.733	216	243
2	2:24.982	48.482	159	39.248	159	57.252			6	1:31.844	23.975	218	31.389	213	36.480	215	243
3	9:17.889	8:01.864	137	37.818	170	38.207	216		7	1:47.590	24.112	218	31.434	211	52.044		243
4	1:35.856	24.183	218	33.032	210	38.641	215	243									

99	Keilwitz, DEU / Martin, BEL									theoretical besttime: 1:32.057							
1	5:13.984	3:45.474	133	42.782	128	45.728	200		6	1:32.289	24.054	216	31.332	210	36.903	213	242
2	2:08.249	29.010	175	41.728	192	57.511		204	7	1:46.502	24.260	216	32.389	210	49.853		242
3	9:43.982	8:32.774	163	33.538	207	37.670	214		8	3:02.782	1:54.045	215	31.846	211	36.891	213	
4	1:33.118	24.292	215	31.326	209	37.500	215	241	9	1:44.343	24.266	217	31.665	211	48.412		241
5	1:32.248	24.245	215	31.273	212	36.730	214	241									



ADAC GT Masters

Top speed list Qualifying 2

Provisional



Autodrom Most, Length: 4212m

Air temperature: 19.84°C

Track temperature: 19.65°C

Weather condition: Dry

DMSB Reg. Nr.: 125/19

Sunday, May 19, 2019 10:00:00

#	Name (NAT)	Team	Car name	Speed	Lap	Race time
77	Marvin Kirchhöfer (DEU)	Callaway Competition (DEU)	Corvette C7 GT3-R	250.00	5	18:59.501
13	David Jahn (DEU)	RWT Racing (AUT)	Corvette C7 GT3-R	248.84	4	15:46.195
14	Jens Klingmann (DEU)	MRS GT-Racing (DEU)	BMW M6 GT3	248.84	4	19:46.270
33	Frank Stippler (DEU)	Team ISR (CZE)	Audi R8 LMS GT3	246.01	4	15:15.422
47	Maximilian Götz (DEU)	MANN-FILTER Team HTP (DEU)	Mercedes-AMG GT3	246.01	4	15:34.685
29	Christopher Mies (DEU)	Montaplast by Land-Motorsport (DEU)	Audi R8 LMS GT3	245.45	5	7:16.555
3	Maximilian Hackländer (DEU)	Aust Motorsport (DEU)	Audi R8 LMS GT3	245.45	8	12:28.181
28	Dries Vanthoor (BEL)	Montaplast by Land-Motorsport (DEU)	Audi R8 LMS GT3	244.89	4	12:55.868
31	Kelvin van der Linde (ZAF)	HCB-Rutronik-Racing	Audi R8 LMS GT3	244.89	6	24:41.154
82	Franck Perera (FRA)	ORANGE1 by GRT Grasser (AUT)	Lamborghini Huracan GT3 EVO	244.34	5	10:41.158
8	Carrie Schreiner (DEU)	HCB-Rutronik-Racing	Audi R8 LMS GT3	243.79	5	7:56.949
71	Simon Reicher (AUT)	T3 Motorsport	Audi R8 LMS GT3	243.79	9	13:43.343
98	Valentin Hasse-Clot (FRA)	PROpeak Performance	Aston Martin Vantage AMR GT3	243.79	4	15:53.551
26	Stefan Mücke (DEU)	BWT Mücke Motorsport (DEU)	Audi R8 LMS GT3	243.79	5	15:55.434
36	Aidan Read (AUS)	Schütz Motorsport (DEU)	Mercedes-AMG GT3	243.79	3	16:03.485
4	Christopher Dreyspring (DEU)	Aust Motorsport (DEU)	Audi R8 LMS GT3	243.79	6	17:41.929
11	Pierre Kaffer (DEU)	EFP Car Collection by TECE	Audi R8 LMS GT3	243.79	3	21:43.447
21	Jimmy Eriksson (SWE)	Team ZAKSPEED BKK Mobil Oil Racing (DEU)	Mercedes-AMG GT3	243.79	5	25:54.130
48	Philip Ellis (GBR)	MANN-FILTER Team HTP (DEU)	Mercedes-AMG GT3	243.24	6	10:16.565
7	Sebastian Asch (DEU)	HB Racing (AUT)	Ferrari 488 GT3	242.69	4	10:20.001
17	Klaus Bachler (AUT)	KÜS TEAM75 Bernhard (DEU)	Porsche 911 GT3 R	242.69	5	12:24.651
19	Marco Mapelli (ITA)	ORANGE1 by GRT Grasser (AUT)	Lamborghini Huracan GT3 EVO	242.69	4	18:04.058
1	Thomas Preining (AUT)	Precote Herberth Motorsport (DEU)	Porsche 911 GT3 R	242.69	5	22:46.382
24	Markus Winkelhock (DEU)	BWT Mücke Motorsport (DEU)	Audi R8 LMS GT3	242.69	5	24:59.683
12	Florian Spengler (DEU)	EFP Car Collection by TECE	Audi R8 LMS GT3	242.15	5	6:41.614
63	Christian Engelhart (DEU)	ORANGE1 by GRT Grasser (AUT)	Lamborghini Huracan GT3 EVO	242.15	3	7:10.381
69	Lucas Luhr (DEU)	Iron Force Racing	Porsche 911 GT3 R	242.15	4	13:13.569
18	Matteo Cairoli (ITA)	KÜS TEAM75 Bernhard (DEU)	Porsche 911 GT3 R	242.15	5	15:41.889
99	Maxime Martin (BEL)	PROpeak Performance	Aston Martin Vantage AMR GT3	242.15	6	20:16.062
25	Christopher Haase (DEU)	BWT Mücke Motorsport (DEU)	Audi R8 LMS GT3	242.15	4	22:39.636
20	Mick Wishofer (AUT)	Team ZAKSPEED BKK Mobil Oil Racing (DEU)	Mercedes-AMG GT3	241.07	4	23:01.453