

Spa Francorchamps
International GT Open



Race - 2

Final Results

Cls	Nº	Entrant/Team	Nat	Driver 1	Nat	Status	Driver 2	Nat	Status	Vehicle	Cat	Cl	Laps	Total Time	Gap	Interval	Km/h	Best	Time	Km/h
1	17	Teo Martín Motorsport	ESP	Fran Rueda	ESP		<u>Andrés Saravia</u>	ESP		McLaren 720 s	PRO	1	25	1:01:49.250			169.9	14	2:18.766	181.7
2	59	Teo Martín Motorsport	ESP	Martin Kodrić	HRV		<u>Henrique Chaves</u>	PRT		McLaren 720 s	PRO	2	25	1:01:58.984	9.734	9.734	169.4	14	2:18.809	181.6
3	20	SPS Automotive Performance	DEU	Valentin Pierburg	DEU		<u>Tom Onslow-Cole</u>	GB		Mercedes AMG GT3	PROAM	1	25	1:02:03.126	13.876	4.142	169.3	6	2:18.658	181.8
4	27	Lazarus Racing	ITA	<u>Nicola De Marco</u>	ITA		Nicolas Pohler	DEU		Lamborghini Huracan GT3	PRO	3	25	1:02:03.706	14.456	0.580	169.2	14	2:19.906	180.2
5	75	Rowe Racing / SunEnergy1	DEU	Kenny Habul	AUS		<u>Thomas Jäger</u>	DEU		Mercedes AMG GT3	PROAM	2	25	1:02:05.361	16.111	1.655	169.2	13	2:19.696	180.4
6	26	Lazarus Racing	ITA	<u>Eliseo Martínez</u>	ESP		Fabio Onidi	ITA		Lamborghini Huracan GT3	PRO	4	25	1:02:06.739	17.489	1.378	169.1	13	2:19.520	180.7
7	10	SPS Automotive Performance	DEU	<u>Miguel Ramos</u>	PRT		Fabrizio Crestani	ITA		Mercedes AMG GT3	PRO	5	25	1:02:07.065	17.815	0.326	169.1	13	2:19.022	181.3
8	34	Imperiale Racing	ITA	<u>Adrian Amstutz</u>	CHE		Patrick Kujala	FIN		Lamborghini Huracan GT3	PROAM	3	25	1:02:07.475	18.225	0.410	169.1	13	2:17.813	182.9
9	14	Emil Frey Racing	CHE	<u>Norbert Siedler</u>	AUT		Mikaël Grenier	CAN		Lamborghini Huracan GT3	PRO	6	25	1:02:08.621	19.371	1.146	169.0	16	2:18.341	182.2
10	66	Vincenzo Sospiri Racing	ITA	<u>Kang Ling</u>	CHN		Frederik Schandorff	DNK		Lamborghini Huracan GT3	PROAM	4	25	1:02:08.979	19.729	0.358	169.0	13	2:18.963	181.4
11	12	Ombra Racing	ITA	<u>Federico Leo</u>	ITA		Najiy Razak	MY		Lamborghini Huracan GT3	PRO	7	25	1:02:11.833	22.583	2.854	168.9	23	2:19.874	180.2
12	93	Spirit of Race / Tempesta Racing	GB	<u>Christopher Froggatt</u>	GB		Edward Cheever III	ITA		Ferrari 488 GT3	PROAM	5	25	1:02:18.739	29.489	6.906	168.6	14	2:18.655	181.8
13	16	Teo Martín Motorsport	ESP	Marcelo Hahn	BRA		<u>Ben Barnicoat</u>	GB		McLaren 720 s	PROAM	6	25	1:02:36.208	46.958	17.469	167.8	5	2:19.364	180.9
14	9	Antonelli MotorSport	ITA	Davide Roda	ITA					Mercedes AMG GT3	AM	1	25	1:03:06.121	1:16.871	29.913	166.4	14	2:21.347	178.3
15	19	Raton Racing by Target	ITA	Jiatong Liang	CHN		<u>Raffaele Giammaria</u>	ITA		Lamborghini Huracan GT3	PROAM	7	25	1:03:08.889	1:19.639	2.768	166.3	13	2:20.351	179.6
16	25	HTP Motorsport	DEU	Alexander Hrachowina	AUT		<u>Martin Konrad</u>	AUT		Mercedes AMG GT3	AM	2	25	1:03:12.310	1:23.060	3.421	166.2	6	2:20.004	180.0
17	11	GetSpeed Performance	DEU	Janine Hill	GB		<u>John Shoffner</u>	USA		Mercedes AMG GT3	AM	3	25	1:03:20.058	1:30.808	7.748	165.8	11	2:22.847	176.5
18	90	Raton Racing by Target	ITA	Alberto Di Folco	ITA		<u>Christoph Lenz</u>	CHE		Lamborghini Huracan GT3	PROAM	8	23	57:46.255	2 Laps	2 Laps	167.3	14	2:18.242	182.3
Not classified: (Requirements: 75% of number laps of leader = 19 Laps)																				
	63	Emil Frey Racing	CHE	<u>Albert Costa</u>	ESP		Giacomo Altoè	ITA		Lamborghini Huracan GT3	PRO	8	13	34:23.444	12 Laps	10 Laps	158.8	5	2:18.673	181.8
	99	Sports and You	PRT	António Coimbra	PRT		<u>Luis Silva</u>	PRT		Mercedes AMG GT3	AM	4	5	12:29.443	20 Laps	8 Laps	168.2	4	2:25.860	172.8
	6	Antonelli MotorSport	ITA	Daniel Zampieri	ITA		<u>Michael Meadows</u>	GB		Mercedes AMG GT3	PRO	9	5	12:52.232	20 Laps	22.789	163.2	3	2:21.889	177.7

Fastest lap Amstutz - Kujala in 2:17.813 at 183.0 Km/h in lap 13

CAR #66 - 5 SECONDS TIME PENALTY ADDED TO RACE TIME

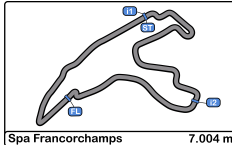
CAR #93- 10 SECONDS TIME PENALTY ADDED TO RACE TIME

Published at:.....

Track Temp: **29.1 °C** Air Temp: **18.9 °C** Humidity: **44 %** Track Status: **DRY**

Stewards:	Race Director:	Timekeeper:
------------------	-----------------------	--------------------





Spa Francorchamps
International GT Open
Race - 2
Final Results by Class



Cls	Nº	Entrant/Team	Nat	Driver 1	Nat	Status	Driver 2	Nat	Status	Vehicle	Cat	Cl	Laps	Total Time	Gap	Interval	Km/h	Best	Time	Km/h
PRO																				
1	17	Teo Martín Motorsport	ESP	Fran Rueda	ESP		<u>Andrés Saravia</u>	ESP		McLaren 720 s	PRO	1	25	1:01:49.250			169.9	14	2:18.766	181.7
2	59	Teo Martín Motorsport	ESP	Martin Kodrić	HRV		<u>Henrique Chaves</u>	PRT		McLaren 720 s	PRO	2	25	1:01:58.984	9.734	9.734	169.4	14	2:18.809	181.6
3	27	Lazarus Racing	ITA	<u>Nicola De Marco</u>	ITA		Nicolas Pohler	DEU		Lamborghini Huracan GT3	PRO	3	25	1:02:03.706	14.456	4.722	169.2	14	2:19.906	180.2
4	26	Lazarus Racing	ITA	<u>Eliseo Martínez</u>	ESP		Fabio Onidi	ITA		Lamborghini Huracan GT3	PRO	4	25	1:02:06.739	17.489	3.033	169.1	13	2:19.520	180.7
5	10	SPS Automotive Performance	DEU	<u>Miguel Ramos</u>	PRT		Fabrizio Crestani	ITA		Mercedes AMG GT3	PRO	5	25	1:02:07.065	17.815	0.326	169.1	13	2:19.022	181.3
6	14	Emil Frey Racing	CHE	<u>Norbert Siedler</u>	AUT		Mikaël Grenier	CAN		Lamborghini Huracan GT3	PRO	6	25	1:02:08.621	19.371	1.556	169.0	16	2:18.341	182.2
7	12	Ombra Racing	ITA	<u>Federico Leo</u>	ITA		Najiy Razak	MY		Lamborghini Huracan GT3	PRO	7	25	1:02:11.833	22.583	3.212	168.9	23	2:19.874	180.2
Not classified: (Requirements: 75% of number laps of leader = 19 Laps)																				
63	63	Emil Frey Racing	CHE	<u>Albert Costa</u>	ESP		Giacomo Altoè	ITA		Lamborghini Huracan GT3	PRO	8	13	34:23.444	12 Laps	12 Laps	158.8	5	2:18.673	181.8
6	6	Antonelli MotorSport	ITA	Daniel Zampieri	ITA		<u>Michael Meadows</u>	GB		Mercedes AMG GT3	PRO	9	5	12:52.232	20 Laps	8 Laps	163.2	3	2:21.889	177.7
PROAM																				
1	20	SPS Automotive Performance	DEU	Valentin Pierburg	DEU		<u>Tom Onslow-Cole</u>	GB		Mercedes AMG GT3	PROAM	1	25	1:02:03.126			169.3	6	2:18.658	181.8
2	75	Rowe Racing / SunEnergy1	DEU	Kenny Habul	AUS		<u>Thomas Jäger</u>	DEU		Mercedes AMG GT3	PROAM	2	25	1:02:05.361	16.111	2.235	169.2	13	2:19.696	180.4
3	34	Imperiale Racing	ITA	<u>Adrian Amstutz</u>	CHE		Patrick Kujala	FIN		Lamborghini Huracan GT3	PROAM	3	25	1:02:07.475	18.225	2.114	169.1	13	2:17.813	182.9
4	66	Vincenzo Sospiri Racing	ITA	<u>Kang Ling</u>	CH		Frederik Schandorff	DNK		Lamborghini Huracan GT3	PROAM	4	25	1:02:08.979	19.729	1.504	169.0	13	2:18.963	181.4
5	93	Spirit of Race / Tempesta Racing	GB	<u>Christopher Froggatt</u>	GB		Edward Cheever III	ITA		Ferrari 488 GT3	PROAM	5	25	1:02:18.739	29.489	9.760	168.6	14	2:18.655	181.8
6	16	Teo Martín Motorsport	ESP	Marcelo Hahn	BRA		<u>Ben Barnicoat</u>	GB		McLaren 720 s	PROAM	6	25	1:02:36.208	46.958	17.469	167.8	5	2:19.364	180.9
7	19	Raton Racing by Target	ITA	Jiatong Liang	CH		<u>Raffaele Giammaria</u>	ITA		Lamborghini Huracan GT3	PROAM	7	25	1:03:08.889	1:19.639	32.681	166.3	13	2:20.351	179.6
8	90	Raton Racing by Target	ITA	Alberto Di Folco	ITA		<u>Christoph Lenz</u>	CHE		Lamborghini Huracan GT3	PROAM	8	23	57:46.255	2 Laps	2 Laps	167.3	14	2:18.242	182.3
AM																				
1	9	Antonelli MotorSport	ITA	Davide Roda	ITA					Mercedes AMG GT3	AM	1	25	1:03:06.121			166.4	14	2:21.347	178.3
2	25	HTP Motorsport	DEU	Alexander Hrachowina	AUT		<u>Martin Konrad</u>	AUT		Mercedes AMG GT3	AM	2	25	1:03:12.310	1:23.060	6.189	166.2	6	2:20.004	180.0
3	11	GetSpeed Performance	DEU	Janine Hill	GB		<u>John Shoffner</u>	USA		Mercedes AMG GT3	AM	3	25	1:03:20.058	1:30.808	7.748	165.8	11	2:22.847	176.5
Not classified: (Requirements: 75% of number laps of leader = 19 Laps)																				
99	99	Sports and You	PRT	António Coimbra	PRT		<u>Luis Silva</u>	PRT		Mercedes AMG GT3	AM	4	5	12:29.443	20 Laps	20 Laps	168.2	4	2:25.860	172.8

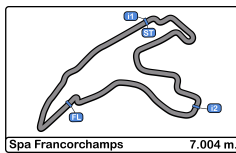
Fastest lap Amstutz - Kujala in 2:17.813 at 183.0 Km/h in lap 13

Published at:.....

Track Temp: 29.1 °C Air Temp: 18.9 °C Humidity: 44 % Track Status: DRY

Stewards:	Race Director:	Timekeeper:
------------------	-----------------------	--------------------





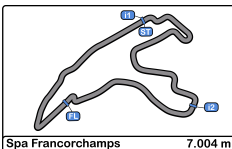
Spa Francorchamps
International GT Open
Race - 2



Final Classification by Driver Fastest Lap

Cl	Nº	Entrant/Team	Nat	Vehicle	Driver	Nat	Status	Cat	Cl	Laps	Best	Time	Gap	Interval	Km/h
1	34	Imperiale Racing	ITA	Lamborghini Huracan GT	Patrick Kujala	FIN	PROAM		1	15	3	2:17.813			182.9
2	90	Raton Racing by Target	ITA	Lamborghini Huracan GT	Alberto Di Folco	ITA	PROAM		2	13	4	2:18.242	0.429	0.429	182.3
3	14	Emil Frey Racing	CHE	Lamborghini Huracan GT	Mikaël Grenier	CAN	PRO		1	15	6	2:18.341	0.528	0.099	182.2
4	93	Spirit of Race / Tempesta Raci	GBR	Ferrari 488 GT3	Edward Cheever III	ITA	PROAM		3	15	4	2:18.655	0.842	0.314	181.8
5	20	SPS Automotive Performance	DEU	Mercedes AMG GT3	Tom Onslow-Cole	GBR	PROAM		4	14	6	2:18.658	0.845	0.003	181.8
6	63	Emil Frey Racing	CHE	Lamborghini Huracan GT	Albert Costa	ESP	PRO		2	12	5	2:18.673	0.860	0.015	181.8
7	17	Teo Martín Motorsport	ESP	McLaren 720 s	Fran Rueda	ESP	PRO		3	15	4	2:18.766	0.953	0.093	181.7
8	59	Teo Martín Motorsport	ESP	McLaren 720 s	Martin Kodrić	HRV	PRO		4	15	4	2:18.809	0.996	0.043	181.6
9	66	Vincenzo Sospiri Racing	ITA	Lamborghini Huracan GT	Frederik Schandorff	DNK	PROAM		5	14	2	2:18.963	1.150	0.154	181.4
10	10	SPS Automotive Performance	DEU	Mercedes AMG GT3	Fabrizio Crestani	ITA	PRO		5	15	3	2:19.022	1.209	0.059	181.3
11	16	Teo Martín Motorsport	ESP	McLaren 720 s	Ben Barnicoat	GBR	PROAM		6	14	5	2:19.364	1.551	0.342	180.9
12	14	Emil Frey Racing	CHE	Lamborghini Huracan GT	Norbert Siedler	AUT	PRO		6	10	3	2:19.452	1.639	0.088	180.8
13	26	Lazarus Racing	ITA	Lamborghini Huracan GT	Fabio Onidi	ITA	PRO		7	15	3	2:19.520	1.707	0.068	180.7
14	75	Rowe Racing / SunEnergy1 R	DEU	Mercedes AMG GT3	Thomas Jäger	DEU	PROAM		7	14	13	2:19.696	1.883	0.176	180.4
15	12	Ombra Racing	ITA	Lamborghini Huracan GT	Najiy Razak	MYS	PRO		8	14	12	2:19.874	2.061	0.178	180.2
16	27	Lazarus Racing	ITA	Lamborghini Huracan GT	Nicolas Pohler	DEU	PRO		9	13	2	2:19.906	2.093	0.032	180.2
17	66	Vincenzo Sospiri Racing	ITA	Lamborghini Huracan GT	Kang Ling	CHN	PROAM		8	11	5	2:19.994	2.181	0.088	180.1
18	25	HTP Motorsport	DEU	Mercedes AMG GT3	Martin Konrad	AUT	AM		1	14	6	2:20.004	2.191	0.010	180.0
19	59	Teo Martín Motorsport	ESP	McLaren 720 s	Henrique Chaves	PRT	PRO		10	10	3	2:20.221	2.408	0.217	179.8
20	19	Raton Racing by Target	ITA	Lamborghini Huracan GT	Raffaele Giammaria	ITA	PROAM		9	14	13	2:20.351	2.538	0.130	179.6
21	27	Lazarus Racing	ITA	Lamborghini Huracan GT	Nicola De Marco	ITA	PRO		11	12	6	2:20.396	2.583	0.045	179.5
22	75	Rowe Racing / SunEnergy1 R	DEU	Mercedes AMG GT3	Kenny Habul	AUS	PROAM		10	11	4	2:20.485	2.672	0.089	179.4
23	17	Teo Martín Motorsport	ESP	McLaren 720 s	Andrés Saravia	GTM	PRO		12	10	4	2:20.543	2.730	0.058	179.4
24	10	SPS Automotive Performance	DEU	Mercedes AMG GT3	Miguel Ramos	PRT	PRO		13	10	6	2:20.816	3.003	0.273	179.0
25	20	SPS Automotive Performance	DEU	Mercedes AMG GT3	Valentin Pierburg	DEU	PROAM		11	11	6	2:20.952	3.139	0.136	178.8
26	26	Lazarus Racing	ITA	Lamborghini Huracan GT	Eliseo Martínez	ESP	PRO		14	10	6	2:21.265	3.452	0.313	178.4
27	9	Antonelli MotorSport	ITA	Mercedes AMG GT3	Davide Roda	ITA	AM		2	25	14	2:21.347	3.534	0.082	178.3
28	12	Ombra Racing	ITA	Lamborghini Huracan GT	Federico Leo	ITA	PRO		15	11	6	2:21.471	3.658	0.124	178.2
29	93	Spirit of Race / Tempesta Raci	GBR	Ferrari 488 GT3	Christopher Froggatt	GBR	PROAM		12	10	6	2:21.863	4.050	0.392	177.7
30	6	Antonelli MotorSport	ITA	Mercedes AMG GT3	Michael Meadows	GBR	PRO		16	5	3	2:21.889	4.076	0.026	177.7
31	16	Teo Martín Motorsport	ESP	McLaren 720 s	Marcelo Hahn	BRA	PROAM		13	11	9	2:22.632	4.819	0.743	176.7
32	34	Imperiale Racing	ITA	Lamborghini Huracan GT	Adrian Amstutz	CHE	PROAM		14	10	5	2:22.780	4.967	0.148	176.5
33	11	GetSpeed Performance	DEU	Mercedes AMG GT3	John Shoffner	USA	AM		3	12	11	2:22.847	5.034	0.067	176.5
34	11	GetSpeed Performance	GBR	Mercedes AMG GT3	Janine Hill	GBR	AM		4	13	4	2:23.304	5.491	0.457	175.9
35	19	Raton Racing by Target	ITA	Lamborghini Huracan GT	Jiatong Liang	CHN	PROAM		15	11	6	2:24.659	6.846	1.355	174.3
36	25	HTP Motorsport	DEU	Mercedes AMG GT3	Alexander Hrachowin	AUT	AM		5	11	8	2:25.006	7.193	0.347	173.8
37	99	Sports and You	PRT	Mercedes AMG GT3	Luis Silva	PRT	AM		6	5	4	2:25.860	8.047	0.854	172.8
38	90	Raton Racing by Target	ITA	Lamborghini Huracan GT	Christoph Lenz	CHE	PROAM		16	10	3	2:26.450	8.637	0.590	172.1
39	63	Emil Frey Racing	CHE	Lamborghini Huracan GT	Giacomo Altoè	ITA	PRO		17	1	1	34:23.44	32:05.6	31:56.99	12.2





Spa Francorchamps
International GT Open
Race - 2
Distance and Speed Average



Cls	Nº	Entrant/Team	Nat	Driver 1	Nat	Status	Driver 2	Nat	Status	Vehicle	Cat	Cls	Laps	Distance	Total Time	Km/h
1	17	Teo Martín Motorsport	ESP	Fran Rueda	ESP		<u>Andrés Saravia</u>	GTN		McLaren 720 s	PRO	1	25	175.10	1:01:49.250	169.9
2	59	Teo Martín Motorsport	ESP	Martin Kodrić	PRT		<u>Henrique Chaves</u>	PRT		McLaren 720 s	PRO	2	25	175.10	1:01:58.984	169.4
3	20	SPS Automotive Performance	DEU	Valentin Pierburg	DEU		<u>Tom Onslow-Cole</u>	GBR		Mercedes AMG GT3	PROAM	1	25	175.10	1:02:03.126	169.3
4	27	Lazarus Racing	ITA	<u>Nicola De Marco</u>	ITA		Nicolas Pohler	DEU		Lamborghini Huracan GT3	PRO	3	25	175.10	1:02:03.706	169.2
5	75	Rowe Racing / SunEnergy1 R	DEU	Kenny Habul	AUS		<u>Thomas Jäger</u>	DEU		Mercedes AMG GT3	PROAM	2	25	175.10	1:02:05.361	169.2
6	26	Lazarus Racing	ITA	<u>Eliseo Martínez</u>	ESP		Fabio Onidi	ITA		Lamborghini Huracan GT3	PRO	4	25	175.10	1:02:06.739	169.1
7	10	SPS Automotive Performance	DEU	<u>Miguel Ramos</u>	PRT		Fabrizio Crestani	ITA		Mercedes AMG GT3	PRO	5	25	175.10	1:02:07.065	169.1
8	34	Imperiale Racing	ITA	<u>Adrian Amstutz</u>	CHE		Patrick Kujala	FIN		Lamborghini Huracan GT3	PROAM	3	25	175.10	1:02:07.475	169.1
9	14	Emil Frey Racing	CHE	<u>Norbert Siedler</u>	AUT		Mikaël Grenier	CAN		Lamborghini Huracan GT3	PRO	6	25	175.10	1:02:08.621	169.0
10	66	Vincenzo Sospiri Racing	ITA	<u>Kang Ling</u>	CHN		Frederik Schandorff	DNK		Lamborghini Huracan GT3	PROAM	4	25	175.10	1:02:08.979	169.0
11	12	Ombra Racing	ITA	<u>Federico Leo</u>	ITA		Najiy Razak	MYS		Lamborghini Huracan GT3	PRO	7	25	175.10	1:02:11.833	168.9
12	93	Spirit of Race / Tempesta Raci	GBR	<u>Christopher Froggatt</u>	GBR		Edward Cheever III	ITA		Ferrari 488 GT3	PROAM	5	25	175.10	1:02:18.739	168.6
13	16	Teo Martín Motorsport	ESP	Marcelo Hahn	BRA		<u>Ben Barnicoat</u>	GBR		McLaren 720 s	PROAM	6	25	175.10	1:02:36.208	167.8
14	9	Antonelli MotorSport	ITA	Davide Roda	ITA					Mercedes AMG GT3	AM	1	25	175.10	1:03:06.121	166.4
15	19	Raton Racing by Target	ITA	Jiatong Liang	CHN		<u>Raffaele Giammaria</u>	ITA		Lamborghini Huracan GT3	PROAM	7	25	175.10	1:03:08.889	166.3
16	25	HTP Motorsport	DEU	Alexander Hrachowina	AUT		<u>Martin Konrad</u>	AUT		Mercedes AMG GT3	AM	2	25	175.10	1:03:12.310	166.2
17	11	GetSpeed Performance	DEU	Janine Hill	GBR		<u>John Shoffner</u>	USA		Mercedes AMG GT3	AM	3	25	175.10	1:03:20.058	165.8
18	90	Raton Racing by Target	ITA	Alberto Di Folco	ITA		<u>Christoph Lenz</u>	CHE		Lamborghini Huracan GT3	PROAM	8	23	161.09	57:46.255	167.3
Not classified: (Requirements: 75% of number laps of leader = 19 Laps)																
	63	Emil Frey Racing	CHE	<u>Albert Costa</u>	ESP		Giacomo Altoè	ITA		Lamborghini Huracan GT3	PRO	8	13	91.05	34:23.444	158.8
	99	Sports and You	PRT	António Coimbra	PRT		<u>Luis Silva</u>	PRT		Mercedes AMG GT3	AM	4	5	35.02	12:29.443	168.2
	6	Antonelli MotorSport	ITA	Daniel Zampieri	ITA		<u>Michael Meadows</u>	GBR		Mercedes AMG GT3	PRO	9	5	35.02	12:52.232	163.2





Spa Francorchamps
International GT Open
Race - 2
Lap Analysis



6

1 Daniel Zampieri Mercedes AMG GT3
2 Michael Meadows Antonelli MotorSport

Lap	D	Time	Sector 1	Sector 2	Sector 3	T. Spd	Elapsed
1	2	2:34.286	46.288	1:09.268	38.730	255.3	2:34.286
2	2	2:22.682	39.949	1:05.392	37.341	259.6	4:56.968
3	2	2:21.889	39.519	1:04.966	37.404	262.1	7:18.857
4	2	2:50.666	39.760	1:04.843	1:06.063	260.8	10:09.523
5	2	2:42.709 P	42.786	1:10.496	49.427	223.1	12:52.232

10

1 Miguel Ramos Mercedes AMG GT3
2 Fabrizio Crestani SPS Automotive Performance

Lap	D	Time	Sector 1	Sector 2	Sector 3	T. Spd	Elapsed
1	1	2:31.546	44.119	1:09.914	37.513	238.9	2:31.546
2	1	2:21.305	39.597	1:04.970	36.738	260.8	4:52.851
3	1	2:21.942	39.382	1:05.622	36.938	264.0	7:14.793
4	1	2:22.915	39.401	1:06.406	37.108	263.4	9:37.708
5	1	2:21.601	39.738	1:04.867	36.996	258.9	11:59.309

9

1 Davide Roda Mercedes AMG GT3
2 Antonelli MotorSport

Lap	D	Time	Sector 1	Sector 2	Sector 3	T. Spd	Elapsed
1		2:47.894	47.332	1:23.112	37.450	243.2	2:47.894
2		2:22.984	40.204	1:05.603	37.177	257.7	5:10.878
3		2:25.767	39.832	1:07.520	38.415	260.8	7:36.645
4		2:21.975	39.757	1:05.295	36.923	258.9	9:58.620
5		2:24.534	41.565	1:05.819	37.150	250.0	12:23.154
6		2:22.750	39.894	1:05.473	37.383	257.7	14:45.904
7		2:29.567	40.560	1:07.708	41.299	254.1	17:15.471
8		3:52.187	59.823	1:54.219	58.145	94.4	21:07.658
9		2:26.810	42.948	1:06.309	37.553	251.1	23:34.468
10		2:22.619	39.902	1:05.315	37.402	259.6	25:57.087
11		2:28.949 P	39.903	1:05.256	43.790	259.6	28:26.036
12		3:39.770	1:57.124	1:05.561	37.085	255.9	32:05.806
13		2:22.139	39.799	1:05.154	37.186	255.9	34:27.945
14		2:21.347	39.703	1:04.614	37.030	259.6	36:49.292
15		2:21.387	39.645	1:04.758	36.984	258.9	39:10.679
16		2:21.495	39.552	1:05.123	36.820	258.9	41:32.174
17		2:31.074	44.119	1:05.871	41.084	254.1	44:03.248
18		2:21.428	39.647	1:04.673	37.108	260.2	46:24.676
19		2:24.821	39.599	1:07.672	37.550	260.8	48:49.497
20		2:24.047	40.125	1:06.715	37.207	250.0	51:13.544
21		2:21.773	39.756	1:05.134	36.883	261.5	53:35.317
22		2:21.453	39.357	1:04.994	37.102	260.8	55:56.770
23		2:21.886	39.503	1:05.279	37.104	262.7	58:18.656
24		2:24.430	40.488	1:06.319	37.623	251.7	1:00:43.086
25		2:23.035	39.845	1:05.486	37.704	257.1	1:03:06.121

6

1 Miguel Ramos Mercedes AMG GT3
2 Antonelli MotorSport

Lap	D	Time	Sector 1	Sector 2	Sector 3	T. Spd	Elapsed
6	1	2:20.816	39.740	1:04.396	36.680	260.2	14:20.125
7	1	2:46.170	45.879	1:17.644	42.647	219.9	17:06.295
8	1	3:56.561	1:01.759	1:56.464	58.338	84.1	21:02.856
9	1	2:25.088	40.910	1:06.925	37.253	259.6	23:27.944
10	1	2:29.622 P	39.728	1:05.487	44.407	262.1	25:57.566
11	2	3:28.782	1:48.143	1:04.109	36.530	259.6	29:26.348
12	2	2:19.254	39.014	1:03.901	36.339	264.7	31:45.602
13	2	2:19.022	39.086	1:03.579	36.357	263.4	34:04.624
14	2	2:19.085	39.184	1:03.618	36.283	264.0	36:23.709
15	2	2:19.215	38.966	1:03.911	36.338	266.0	38:42.924
16	2	2:20.175	38.955	1:04.516	36.704	265.3	41:03.099
17	2	2:20.073	39.012	1:04.600	36.461	264.7	43:23.172
18	2	2:19.473	39.070	1:03.905	36.498	265.3	45:42.645
19	2	2:19.697	39.110	1:04.031	36.556	264.7	48:02.342
20	2	2:20.161	39.065	1:04.411	36.685	266.6	50:22.503
21	2	2:21.095	39.402	1:04.904	36.789	266.0	52:43.598
22	2	2:20.917	39.160	1:04.907	36.850	266.0	55:04.515
23	2	2:21.600	39.315	1:05.124	37.161	265.3	57:26.115
24	2	2:20.072	39.099	1:04.353	36.620	265.3	59:46.187
25	2	2:20.878	39.066	1:05.197	36.615	264.7	1:02:07.065

11

1 Janine Hill Mercedes AMG GT3
2 John Shoffner GetSpeed Performance

Lap	D	Time	Sector 1	Sector 2	Sector 3	T. Spd	Elapsed
1	2	2:37.878	46.959	1:11.990	38.929	242.6	2:37.878
2	2	2:25.801	40.328	1:07.210	38.263	259.6	5:03.679
3	2	2:26.385	41.219	1:06.640	38.526	250.5	7:30.064
4	2	2:25.678	41.060	1:07.261	37.357	255.3	9:55.742
5	2	2:23.965	40.099	1:06.229	37.637	257.7	12:19.707
6	2	2:24.098	39.984	1:06.192	37.922	258.3	14:43.805
7	2	2:30.985	41.006	1:08.877	41.102	254.1	17:14.790
8	2	3:52.635	59.626	1:54.229	58.780	98.0	21:07.425
9	2	2:24.630	40.826	1:06.679	37.125	257.1	23:32.055
10	2	2:23.359	39.611	1:05.997	37.751	260.8	25:55.414
11	2	2:22.847	40.079	1:05.620	37.148	258.9	28:18.261
12	2	2:32.020 P	39.951	1:06.214	45.855	257.7	30:50.281
13	1	3:29.627	1:45.183	1:06.261	38.183	256.5	34:19.908
14	1	2:25.398	40.955	1:06.789	37.654	255.9	36:45.306
15	1	2:23.425	40.168	1:05.912	37.345	258.3	39:08.731
16	1	2:23.304	40.262	1:05.774	37.268	257.7	41:32.035
17	1	2:27.119	43.468	1:06.232	37.419	255.3	43:59.154
18	1	2:24.277	40.351	1:06.602	37.324	257.1	46:23.431
19	1	2:25.680	40.015	1:08.241	37.424	258.3	48:49.111
20	1	2:24.261	40.387	1:06.522	37.352	258.9	51:13.372
21	1	2:24.630	40.884	1:06.473	37.273	257.7	53:38.002
22	1	2:24.443	40.149	1:06.668	37.626	259.6	56:02.445
23	1	2:24.693	40.239	1:06.805	37.649	257.7	58:27.138
24	1	2:25.293	40.593	1:07.067	37.633	257.7	1:00:52.431
25	1	2:27.627	41.281	1:08.163	38.183	253.5	1:03:20.058





Spa Francorchamps
International GT Open
Race - 2
Lap Analysis



27

1 Nicola De Marco
Lamborghini Huracan GT3 EVO
2 Nicolas Pohler
Lazarus Racing

59

1 Martin Kodrić
McLaren 720 s
2 Henrique Chaves
Teo Martín Motorsport

Lap	D	Time	Sector 1	Sector 2	Sector 3	T. Spd	Elapsed	Lap	D	Time	Sector 1	Sector 2	Sector 3	T. Spd	Elapsed
1	1	2:29.853	45.359	1:07.496	36.998	242.6	2:29.853	1	2	2:27.254	44.140	1:06.158	36.956	262.7	2:27.254
2	1	2:21.064	39.810	1:04.750	36.504	264.0	4:50.917	2	2	2:21.010	39.418	1:05.062	36.530	265.3	4:48.264
3	1	2:22.418	39.678	1:06.022	36.718	260.2	7:13.335	3	2	2:20.221	39.337	1:04.291	36.593	260.8	7:08.485
4	1	2:20.801	39.686	1:04.520	36.595	264.7	9:34.136	4	2	2:20.392	39.216	1:04.439	36.737	265.3	9:28.877
5	1	2:20.874	39.538	1:04.706	36.630	265.3	11:55.010	5	2	2:20.420	39.243	1:04.548	36.629	264.7	11:49.297
6	1	2:20.396	39.552	1:04.389	36.455	264.7	14:15.406	6	2	2:21.077	38.923	1:05.288	36.866	261.5	14:10.374
7	1	2:32.796	42.856	1:10.810	39.130	187.8	16:48.202	7	2	2:32.906	43.792	1:09.190	39.924	218.1	16:43.280
8	1	4:13.625	1:16.118	1:58.511	58.996	100.7	21:01.827	8	2	4:16.675	1:16.667	2:00.554	59.454	86.6	20:59.955
9	1	2:22.405	39.967	1:05.518	36.920	265.3	23:24.232	9	2	2:22.613	39.786	1:06.026	36.801	263.4	23:22.568
10	1	2:21.885	39.651	1:05.131	37.103	263.4	25:46.117	10	2	2:27.859 P	39.436	1:05.414	43.009	266.0	25:50.427
11	1	2:21.204	39.589	1:04.943	36.672	264.7	28:07.321	11	1	3:23.728	1:43.509	1:04.027	36.192	261.5	29:14.155
12	1	2:27.785 P	39.732	1:04.675	43.378	263.4	30:35.106	12	1	2:18.893	39.086	1:03.599	36.208	264.0	31:33.048
13	2	3:20.209	1:38.712	1:04.558	36.939	262.1	33:55.315	13	1	2:20.419	39.209	1:04.107	37.103	264.7	33:53.467
14	2	2:19.906	39.464	1:03.952	36.490	264.0	36:15.221	14	1	2:18.809	39.120	1:03.326	36.363	265.3	36:12.276
15	2	2:20.687	39.313	1:04.534	36.840	266.0	38:35.908	15	1	2:19.148	39.049	1:03.761	36.338	266.0	38:31.424
16	2	2:20.642	39.399	1:04.571	36.672	266.6	40:56.550	16	1	2:19.518	39.119	1:03.883	36.516	265.3	40:50.942
17	2	2:20.852	39.402	1:04.626	36.824	266.6	43:17.402	17	1	2:19.776	39.083	1:04.053	36.640	266.6	43:10.718
18	2	2:20.767	39.231	1:04.759	36.777	266.6	45:38.169	18	1	2:21.777	39.991	1:04.998	36.788	257.7	45:32.495
19	2	2:20.740	39.435	1:04.517	36.788	265.3	47:58.909	19	1	2:20.868	39.455	1:04.839	36.574	264.7	47:53.363
20	2	2:20.952	39.429	1:04.503	37.020	266.6	50:19.861	20	1	2:20.036	39.275	1:04.301	36.460	265.3	50:13.399
21	2	2:20.669	39.471	1:04.366	36.832	264.0	52:40.530	21	1	2:20.303	39.280	1:04.535	36.488	266.0	52:33.702
22	2	2:20.646	39.346	1:04.647	36.653	264.7	55:01.176	22	1	2:21.061	39.331	1:05.129	36.601	266.6	54:54.763
23	2	2:20.489	39.362	1:04.345	36.782	264.7	57:21.665	23	1	2:21.543	39.453	1:04.579	37.511	264.7	57:16.306
24	2	2:21.039	39.302	1:04.875	36.862	266.0	59:42.704	24	1	2:21.471	39.609	1:04.914	36.948	264.7	59:37.777
25	2	2:21.002	39.521	1:04.684	36.797	265.3	1:02:03.706	25	1	2:21.207	39.431	1:04.948	36.828	264.0	1:01:58.984

34

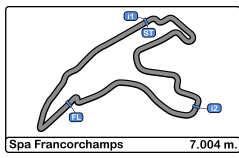
1 Adrian Amstutz
Lamborghini Huracan GT3
2 Patrick Kujala
Imperiale Racing

63

1 Albert Costa
Lamborghini Huracan GT3 EVO
2 Giacomo Altoè
Emil Frey Racing

Lap	D	Time	Sector 1	Sector 2	Sector 3	T. Spd	Elapsed	Lap	D	Time	Sector 1	Sector 2	Sector 3	T. Spd	Elapsed
1	1	2:34.694	46.671	1:09.488	38.535	241.6	2:34.694	1	1	2:22.427	41.663	1:04.376	36.388	257.7	2:22.427
2	1	2:23.596	40.029	1:06.146	37.421	262.7	4:58.290	2	1	2:19.122	39.375	1:03.388	36.359	260.8	4:41.549
3	1	2:23.234	40.022	1:05.803	37.409	262.1	7:21.524	3	1	2:18.919	39.382	1:03.207	36.330	260.8	7:00.468
4	1	2:23.616	39.937	1:05.547	38.132	264.7	9:45.140	4	1	2:18.798	39.351	1:03.261	36.186	261.5	9:19.266
5	1	2:22.780	40.111	1:05.339	37.330	262.7	12:07.920	5	1	2:18.673	39.295	1:03.248	36.130	261.5	11:37.939
6	1	2:22.789	39.834	1:05.535	37.420	266.6	14:30.709	6	1	2:18.898	39.309	1:03.311	36.278	261.5	13:56.837
7	1	2:40.778	41.626	1:15.365	43.787	202.6	17:11.487	7	1	2:30.514	39.254	1:11.263	39.997	261.5	16:27.351
8	1	3:53.832	1:01.935	1:54.140	57.757	102.7	21:05.319	8	1	4:30.341	1:27.304	2:01.798	1:01.239	91.2	20:57.692
9	1	2:24.588	40.287	1:06.788	37.513	260.2	23:29.907	9	1	2:20.410	39.918	1:04.317	36.175	259.6	23:18.102
10	1	2:31.113 P	40.246	1:06.199	44.668	265.3	26:01.020	10	1	2:19.237	39.326	1:03.556	36.355	262.1	25:37.339
11	2	3:29.877	1:50.303	1:03.497	36.077	264.0	29:30.897	11	1	2:18.840	39.193	1:03.424	36.223	260.8	27:56.179
12	2	2:18.198	39.015	1:03.181	36.002	266.6	31:49.095	12	1	2:24.847 P	39.169	1:03.574	42.104	262.7	30:21.026
13	2	2:17.813	38.964	1:03.052	35.797	266.0	34:06.908	13	2	4:02.418 P	1:44.617	1:09.909	1:07.892	254.1	34:23.444
14	2	2:17.969	38.905	1:02.999	36.065	268.6	36:24.877								
15	2	2:19.618	38.850	1:04.315	36.453	273.4	38:44.495								
16	2	2:19.300	39.973	1:03.275	36.052	262.1	41:03.795								
17	2	2:21.501	38.909	1:05.704	36.888	269.3	43:25.296								
18	2	2:18.644	38.918	1:03.501	36.225	267.3	45:43.940								
19	2	2:19.250	39.072	1:03.839	36.339	267.9	48:03.190								
20	2	2:19.832	38.915	1:04.204	36.713	270.0	50:23.022								
21	2	2:21.400	39.102	1:05.815	36.483	268.6	52:44.422								
22	2	2:20.677	39.015	1:04.996	36.666	271.3	55:05.099								
23	2	2:21.310	39.156	1:05.128	37.026	269.3	57:26.409								
24	2	2:20.225	39.269	1:04.521	36.435	268.6	59:46.634								
25	2	2:20.841	39.175	1:05.056	36.610	270.6	1:02:07.475								





Spa Francorchamps
International GT Open
Race - 2
Lap Analysis



66

1 Kang Ling
 Lamborghini Huracan GT3 EVO
 Vincenzo Sospiri Racing

90

1 Alberto Di Folco
 Lamborghini Huracan GT3 EVO
 Raton Racing by Target

Lap	D	Time	Sector 1	Sector 2	Sector 3	T. Spd	Elapsed
1	1	2:29.359	45.235	1:07.142	36.982	254.7	2:29.359
2	1	2:20.927	39.715	1:04.509	36.703	264.0	4:50.286
3	1	2:21.746	39.982	1:05.112	36.652	264.0	7:12.032
4	1	2:20.171	39.674	1:04.010	36.487	261.5	9:32.203
5	1	2:19.994	39.368	1:04.175	36.451	262.7	11:52.197
6	1	2:20.213	39.415	1:04.045	36.753	263.4	14:12.410
7	1	2:33.447	43.535	1:09.639	40.273	187.5	16:45.857
8	1	4:14.788	1:15.143	2:00.389	59.256	83.1	21:00.645
9	1	2:22.462	40.000	1:05.472	36.990	264.0	23:23.107
10	1	2:21.718	39.716	1:05.012	36.990	263.4	25:44.825
11	1	2:27.353 P	39.562	1:04.432	43.359	263.4	28:12.178
12	2	3:30.481	1:49.936	1:04.086	36.459	257.1	31:42.659
13	2	2:18.963	39.412	1:03.510	36.041	261.5	34:01.622
14	2	2:19.522	39.173	1:03.789	36.560	265.3	36:21.144
15	2	2:20.299	40.320	1:03.713	36.266	259.6	38:41.443
16	2	2:19.929	39.237	1:03.913	36.779	265.3	41:01.372
17	2	2:19.179	39.351	1:03.576	36.252	264.0	43:20.551
18	2	2:19.384	39.303	1:03.899	36.182	264.7	45:39.935
19	2	2:20.541	39.007	1:05.143	36.391	267.3	48:00.476
20	2	2:21.148	39.148	1:05.264	36.736	266.6	50:21.624
21	2	2:20.579	39.767	1:04.476	36.336	267.3	52:42.203
22	2	2:20.264	39.195	1:04.481	36.588	267.9	55:02.467
23	2	2:19.823	39.333	1:03.978	36.512	265.3	57:22.290
24	2	2:21.462	38.975	1:04.887	37.600	268.6	59:43.752
25	2	2:20.227	39.045	1:04.447	36.735	267.9	1:02:03.979

93

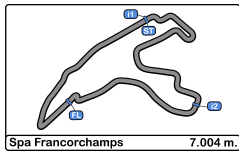
1 Christopher Froggatt
 Ferrari 488 GT3
 Spirit of Race / Tempesta Racing

75

1 Kenny Habul
 Mercedes AMG GT3
 Rowe Racing / SunEnergy1 Racing

Lap	D	Time	Sector 1	Sector 2	Sector 3	T. Spd	Elapsed
1	1	2:34.452	46.534	1:09.261	38.657	258.9	2:34.452
2	1	2:23.154	39.931	1:06.145	37.078	268.6	4:57.606
3	1	2:22.039	39.644	1:05.168	37.227	265.3	7:19.645
4	1	2:23.809	39.963	1:04.729	39.117	264.0	9:43.454
5	1	2:22.971	40.725	1:05.184	37.062	260.8	12:06.425
6	1	2:21.863	39.947	1:04.942	36.974	261.5	14:28.288
7	1	2:42.362	43.289	1:15.147	43.926	191.4	17:10.650
8	1	3:54.309	1:01.863	1:54.481	57.965	106.2	21:04.959
9	1	2:24.404	40.135	1:06.915	37.354	262.7	23:29.363
10	1	2:30.049 P	40.368	1:05.584	44.097	262.1	25:59.412
11	2	3:26.150	1:45.472	1:04.307	36.371	257.7	29:25.562
12	2	2:19.087	39.489	1:03.599	35.999	262.7	31:44.649
13	2	2:19.124	39.394	1:03.511	36.219	264.0	34:03.773
14	2	2:18.655	39.238	1:03.375	36.042	264.7	36:22.428
15	2	2:19.630	39.459	1:03.923	36.248	262.7	38:42.058
16	2	2:20.199	39.118	1:04.719	36.362	266.6	41:02.257
17	2	2:20.222	39.801	1:04.035	36.386	262.1	43:22.479
18	2	2:19.154	39.177	1:03.880	36.097	265.3	45:41.633
19	2	2:20.158	39.356	1:04.005	36.797	264.0	48:01.791
20	2	2:20.315	39.103	1:04.336	36.876	266.6	50:22.106
21	2	2:21.925	39.440	1:06.012	36.473	264.7	52:44.031
22	2	2:20.884	39.170	1:04.855	36.859	267.9	55:04.915
23	2	2:22.010	39.600	1:05.220	37.190	267.3	57:26.925
24	2	2:20.253	39.106	1:04.534	36.613	268.6	59:47.178
25	2	2:21.561	38.901	1:05.633	37.027	266.6	1:02:08.739





Spa Francorchamps
International GT Open
Race - 2
Lap Analysis

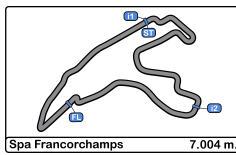


99 1 António Coimbra Mercedes AMG GT3

AM 2 Luis Silva Sports and You

Lap	D	Time	Sector 1	Sector 2	Sector 3	T. Spd	Elapsed
1	2	2:40.040	48.546	1:11.779	39.715	242.1	2:40.040
2	2	2:28.712	42.279	1:07.977	38.456	252.3	5:08.752
3	2	2:28.531	41.588	1:07.572	39.371	254.1	7:37.283
4	2	<u>2:25.860</u>	41.257	<u>1:06.424</u>	38.179	257.1	10:03.143
5	2	2:26.300	41.160	1:06.987	<u>38.153</u>	257.1	12:29.443
6	2		<u>41.130</u>			257.7	





Spa Francorchamps International GT Open

Race - 2

Analysis by Lap



Num	Lap Time	Gap	34	2:23.596	18.279	10	2:22.915	20.132	59	2:21.077	15.451	75	4:21.288	02.273
Lap 1			90	2:27.511	22.791	26	2:21.423	21.161	66	2:20.213	17.487	59	4:16.675	02.603
20	2:21.296		11	2:25.801	23.668	12	2:21.545	22.050	25	2:20.004	18.985	66	4:14.788	03.293
63	2:22.427	01.131	99	2:28.712	28.741	93	2:23.809	25.878	27	2:20.396	20.483	25	4:14.490	04.205
16	2:23.324	02.028	9	2:22.984	30.867	34	2:23.616	27.564	19	2:20.415	20.945	27	4:13.625	04.475
14	2:23.941	02.645	Num Lap Time Gap			11	2:25.678	38.166	10	2:20.816	25.202	19	4:13.400	04.748
17	2:25.027	03.731	Lap 3			90	2:28.726	40.402	26	2:21.265	26.695	10	3:56.561	05.504
75	2:26.573	05.277	20	2:18.750		9	2:21.975	41.044	12	2:21.471	27.769	26	3:55.605	05.867
59	2:27.254	05.958	63	2:18.919	01.707	99	2:25.860	45.567	93	2:21.863	33.365	12	3:54.940	06.434
25	2:27.745	06.449	16	2:19.695	04.029	6	2:50.666	51.947	34	2:22.789	35.786	93	3:54.309	07.607
19	2:28.615	07.319	14	2:19.452	04.577	Num Lap Time Gap			11	2:24.098	48.882	34	3:53.832	07.967
66	2:29.359	08.063	17	2:20.730	07.634	Lap 5			9	2:22.750	50.981	11	3:52.635	10.073
27	2:29.853	08.557	75	2:19.919	08.481	20	2:18.689		90	2:27.964	59.608	9	3:52.187	10.306
10	2:31.546	10.250	59	2:20.221	09.724	63	2:18.673	01.674	Num Lap Time Gap			90	3:42.022	10.633
26	2:32.299	11.003	66	2:21.746	13.271	16	2:19.364	05.668	Lap 7			Num Lap Time Gap		
12	2:33.422	12.126	25	2:23.744	14.149	14	2:19.696	06.522	20	2:31.577		Lap 9		
6	2:34.286	12.990	27	2:22.418	14.574	17	2:20.960	11.633	63	2:30.514	00.851	20	2:19.640	
93	2:34.452	13.156	19	2:24.562	15.156	75	2:20.814	12.186	16	2:28.295	03.301	63	2:20.410	01.110
34	2:34.694	13.398	10	2:21.942	16.032	59	2:20.420	13.032	14	2:28.398	04.180	16	2:20.532	01.999
90	2:35.291	13.995	26	2:21.862	18.553	66	2:19.994	15.932	17	2:27.363	10.059	14	2:21.330	03.161
11	2:37.878	16.582	12	2:22.006	19.320	25	2:20.103	17.639	75	2:28.450	11.837	17	2:22.339	04.497
99	2:40.040	18.744	6	2:21.889	20.096	27	2:20.874	18.745	59	2:32.906	16.780	75	2:22.231	04.864
9	2:47.894	26.598	93	2:22.039	20.884	19	2:20.792	19.188	66	2:33.447	19.357	59	2:22.613	05.576
Num Lap Time Gap			34	2:23.234	22.763	10	2:21.601	23.044	25	2:33.159	20.567	66	2:22.462	06.115
Lap 2			90	2:26.450	30.491	26	2:21.616	24.088	27	2:32.796	21.702	25	2:22.353	06.918
20	2:18.715		11	2:26.385	31.303	12	2:21.595	24.956	19	2:32.832	22.200	27	2:22.405	07.240
63	2:19.122	01.538	9	2:25.767	37.884	93	2:22.971	30.160	10	2:46.170	39.795	19	2:22.557	07.665
16	2:19.771	03.084	99	2:28.531	38.522	34	2:22.780	31.655	26	2:45.996	41.114	26	2:24.094	10.321
14	2:19.945	03.875	Num Lap Time Gap			11	2:23.965	43.442	12	2:46.154	42.346	10	2:25.088	10.952
17	2:20.638	05.654	Lap 4			9	2:24.534	46.889	93	2:42.362	44.150	12	2:24.566	11.360
75	2:20.750	07.312	20	2:18.815		90	2:28.589	50.302	34	2:40.778	44.987	93	2:24.404	12.371
59	2:21.010	08.253	63	2:18.798	01.690	99	2:26.300	53.178	11	2:30.985	48.290	34	2:24.588	12.915
25	2:21.421	09.155	16	2:19.779	04.993	6	2:42.709	1:15.967	9	2:29.567	48.971	11	2:24.630	15.063
19	2:20.740	09.344	14	2:19.753	05.515	Num Lap Time Gap			90	2:31.432	59.463	9	2:26.810	17.476
66	2:20.927	10.275	17	2:20.543	09.362	Lap 6			Num Lap Time Gap			90	2:29.092	20.085
27	2:21.064	10.906	75	2:20.395	10.061	20	2:18.658		Lap 8			Num Lap Time Gap		
10	2:21.305	12.840	59	2:20.392	11.301	63	2:18.898	01.914	20	4:30.852		Lap 10		
26	2:23.153	15.441	66	2:20.171	14.627	16	2:19.573	06.583	63	4:30.341	00.340	20	2:19.095	
12	2:22.653	16.064	25	2:20.891	16.225	14	2:19.495	07.359	16	4:28.658	01.107	63	2:19.237	01.252
6	2:22.682	16.957	27	2:20.801	16.560	17	2:21.298	14.273	14	4:28.143	01.471	16	2:20.189	03.093
93	2:23.154	17.595	19	2:20.744	17.085	75	2:21.436	14.964	17	4:22.591	01.798	75	2:21.793	07.562



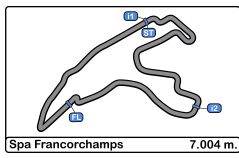


Spa Francorchamps
International GT Open
Race - 2
Analysis by Lap



Num	Lap Time	Gap	Num	Lap Time	Gap	Num	Lap Time	Gap	Num	Lap Time	Gap	Num	Lap Time	Gap			
66	2:21.718	08.738	75	2:20.024	09.194	75	2:26.131	10.839	75	2:20.696	12.924	27	2:20.767	14.264			
25	2:21.590	09.413	25	2:20.182	12.249	25	2:28.400	16.658	27	2:20.642	13.467	26	2:19.755	15.033			
27	2:21.885	10.030	19	2:20.570	14.853	19	2:27.582	18.604	26	2:20.424	16.480	66	2:19.384	16.030			
14	2:26.056	10.122	27	2:27.785	20.845	17	2:18.766	1:06.878	66	2:19.929	18.289	93	2:19.154	17.728			
19	2:22.448	11.018	11	2:32.020	36.020	59	2:18.809	1:13.833	16	2:23.417	18.973	10	2:19.473	18.740			
17	2:28.001	13.403	17	2:19.047	1:13.186	27	2:19.906	1:16.778	93	2:20.199	19.174	34	2:18.644	20.035			
59	2:27.859	14.340	59	2:18.893	1:18.787	26	2:20.325	1:20.100	10	2:20.175	20.016	12	2:19.974	23.329			
12	2:22.627	14.892	26	2:20.082	1:24.437	12	2:20.312	1:22.510	34	2:19.300	20.712	90	2:20.068	23.874			
11	2:23.359	19.327	12	3:20.872	1:26.322	66	2:19.522	1:22.701	12	2:21.820	23.009	14	2:19.511	24.606			
26	2:28.495	19.721	66	3:30.481	1:28.398	93	2:18.655	1:23.985	90	2:18.955	25.180	16	2:24.018	27.755			
9	2:22.619	21.000	93	2:19.087	1:30.388	10	2:19.085	1:25.266	14	2:18.341	26.510	19	2:24.859	46.990			
10	2:29.622	21.479	10	2:19.254	1:31.341	34	2:17.969	1:26.434	25	2:25.671	35.779	25	2:27.686	48.513			
93	2:30.049	23.325	34	2:18.198	1:34.834	90	2:18.242	1:29.597	19	2:25.499	37.467	11	2:24.277	59.526			
34	2:31.113	24.933	90	2:18.563	1:36.792	14	2:18.392	1:33.188	11	2:23.304	48.952	9	2:21.428	1:00.771			
90	2:34.142	35.132	14	2:18.697	1:40.560	11	2:25.398	1:46.863	9	2:21.495	49.091						
			9	3:39.770	1:51.545	9	2:21.347	1:50.849				Num	Lap Time	Gap			
Num	Lap Time	Gap	Num	Lap Time	Gap	Num	Lap Time	Gap	Num	Lap Time	Gap	Lap 19					
Lap 11			Lap 13			Lap 15			Lap 17			17	2:19.844				
20	2:19.216		20	2:18.965		20	3:22.888		17	2:20.015		20	2:21.619	06.366			
63	2:18.840	00.876	16	2:19.900	04.996	17	2:19.547	03.537	20	2:23.508	02.481	59	2:20.868	09.614			
16	2:19.701	03.578	75	2:19.696	09.925	59	2:19.148	10.093	59	2:19.776	06.608	75	2:21.246	14.804			
75	2:19.782	08.128	25	2:20.191	13.475	75	3:26.029	13.980	75	2:20.815	12.712	27	2:20.740	15.160			
25	2:20.828	11.025	19	2:20.351	16.239	27	2:20.687	14.577	27	2:20.852	13.292	26	2:20.633	15.822			
27	2:21.204	12.018	17	2:19.108	1:13.329	16	3:35.019	17.308	26	2:19.620	15.073	66	2:20.541	16.727			
19	2:21.439	13.241	59	2:20.419	1:20.241	26	2:20.596	17.808	66	2:19.179	16.441	93	2:20.158	18.042			
66	2:27.353	16.875	27	3:20.209	1:22.089	66	2:20.299	20.112	93	2:20.222	18.369	10	2:19.697	18.593			
11	2:22.847	22.958	26	2:19.520	1:24.992	93	2:19.630	20.727	10	2:20.073	19.062	34	2:19.250	19.441			
12	2:28.732	24.408	12	2:20.058	1:27.415	10	2:19.215	21.593	34	2:21.501	21.186	12	2:20.743	24.228			
9	2:28.949	30.733	66	2:18.963	1:28.396	12	2:23.319	22.941	12	2:21.168	23.150	90	2:20.595	24.625			
17	3:18.910	1:13.097	93	2:19.124	1:30.547	34	2:19.618	23.164	16	2:25.586	23.532	14	2:20.289	25.051			
59	3:23.728	1:18.852	10	2:19.022	1:31.398	90	2:21.268	27.977	90	2:19.448	23.601	16	2:24.397	32.308			
26	3:22.808	1:23.313	34	2:17.813	1:33.682	14	2:19.621	29.921	14	2:19.407	24.890	19	2:24.748	51.894			
93	3:26.150	1:30.259	90	2:18.745	1:36.572	25	3:38.090	31.860	25	2:25.870	40.622	25	2:25.806	54.475			
10	3:28.782	1:31.045	14	2:18.418	1:40.013	19	3:38.004	33.720	19	2:25.486	41.926	11	2:25.680	1:05.362			
34	3:29.877	1:35.594	11	3:29.627	1:46.682	11	2:23.425	47.400	11	2:27.119	55.044	9	2:24.821	1:05.748			
90	3:21.271	1:37.187	63	4:02.418	1:50.218	9	2:21.387	49.348	9	2:31.074	59.138						
14	3:49.915	1:40.821	9	2:22.139	1:54.719							Num	Lap Time	Gap			
Num	Lap Time	Gap	Num	Lap Time	Gap	Num	Lap Time	Gap	Num	Lap Time	Gap	Lap 20					
Lap 12			Lap 14			Lap 16			Lap 18			17	2:20.122				
20	2:18.958		20	2:25.217		20	2:21.752		17	2:19.795		20	2:20.952	07.196			
16	2:19.441	04.061	16	2:25.398	05.177	17	2:19.227	01.012	20	2:21.905	04.591	59	2:20.036	09.528			
63	2:24.847	06.765				59	2:19.518	07.859	59	2:21.777	08.590	27	2:20.952	15.990			
									75	2:20.485	13.402	75	2:22.504	17.186			





Spa Francorchamps
International GT Open
Race - 2



Analysis by Lap

Num	Lap Time	Gap	Num	Lap Time	Gap	Num	Lap Time	Gap
26	2:21.904	17.604	26	2:21.239	19.952	10	2:20.072	19.112
66	2:21.148	17.753	10	2:20.917	20.077	34	2:20.225	19.559
93	2:20.315	18.235	93	2:20.884	20.477	93	2:20.253	20.103
10	2:20.161	18.632	34	2:20.677	20.661	14	2:19.000	20.725
34	2:19.832	19.151	14	2:19.618	25.354	12	2:20.002	24.800
12	2:20.351	24.457	12	2:22.161	27.561	16	2:23.946	45.535
90	2:20.486	24.989	90	2:21.889	28.039	9	2:24.430	1:16.011
14	2:20.412	25.341	16	2:22.770	41.594	19	2:25.476	1:16.405
16	2:24.055	36.241	19	2:26.694	1:07.756	25	2:25.662	1:18.726
19	2:24.659	56.431	25	2:25.006	1:09.484	11	2:25.293	1:25.356
25	2:25.187	59.540	9	2:21.453	1:12.332			
11	2:24.261	1:09.501	11	2:24.443	1:18.007			
9	2:24.047	1:09.673						

Lap 21

Num	Lap Time	Gap
17	2:20.295	
20	2:21.881	08.782
59	2:20.303	09.536
27	2:20.669	16.364
75	2:20.546	17.437
66	2:20.579	18.037
26	2:21.676	18.985
10	2:21.095	19.432
93	2:21.925	19.865
34	2:21.400	20.256
12	2:21.510	25.672
14	2:20.962	26.008
90	2:21.728	26.422
16	2:23.150	39.096
19	2:25.198	1:01.334
25	2:25.505	1:04.750
9	2:21.773	1:11.151
11	2:24.630	1:13.836

Lap 22

Num	Lap Time	Gap
17	2:20.272	
59	2:21.061	10.325
20	2:23.462	11.972
27	2:20.646	16.738
66	2:20.264	18.029
75	2:21.406	18.571

Lap 23

Num	Lap Time	Gap
17	2:20.924	
59	2:21.543	10.944
20	2:22.093	13.141
27	2:20.489	16.303
66	2:19.823	16.928
75	2:20.797	18.444
26	2:20.653	19.681
10	2:21.600	20.753
34	2:21.310	21.047
93	2:22.010	21.563
14	2:19.008	23.438
12	2:19.874	26.511
90	2:33.778	40.893
16	2:22.632	43.302
19	2:25.810	1:12.642
9	2:21.886	1:13.294
25	2:26.217	1:14.777
11	2:24.693	1:21.776

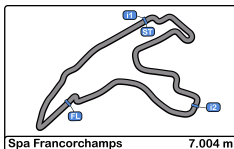
Lap 24

Num	Lap Time	Gap
17	2:21.713	
59	2:21.471	10.702
20	2:22.532	13.960
27	2:21.039	15.629
66	2:21.462	16.677
75	2:20.566	17.297
26	2:20.493	18.461

Lap 25

Num	Lap Time	Gap
17	2:22.175	
59	2:21.207	09.734
20	2:22.091	13.876
27	2:21.002	14.456
66	2:20.227	14.729
75	2:20.989	16.111
26	2:21.203	17.489
10	2:20.878	17.815
34	2:20.841	18.225
14	2:20.821	19.371
93	2:21.561	19.489
12	2:19.958	22.583
16	2:23.598	46.958
9	2:23.035	1:16.871
19	2:25.409	1:19.639
25	2:26.509	1:23.060
11	2:27.627	1:30.808



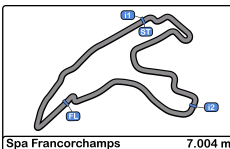


Spa Francorchamps
International GT Open
Race - 2
Best Sectors Results



Sector - 1				Sector - 2				Sector - 3				Ideal Lap vs Best Lap				
Clas	Nº	Driver	Time	Nº	Driver	Time	Nº	Driver	Time	Clas	Nº	Driver	Ideal Lap	Best Lap	Clas	
1	14	Siedler - Grenier	38.815	34	Amstutz - Kujala	1:02.999	34	Amstutz - Kujala	35.797	1	34	Amstutz - Kujala	2:17.646	2:17.813	1	
2	34	Amstutz - Kujala	38.850	90	Di Folco - Lenz	1:03.025	90	Di Folco - Lenz	35.845	2	90	Di Folco - Lenz	2:17.916	2:18.242	2	
3	17	Rueda - Saravia	38.875	14	Siedler - Grenier	1:03.113	93	Froggatt - Cheever III	35.999	3	14	Siedler - Grenier	2:18.009	2:18.341	3	
4	93	Froggatt - Cheever III	38.901	63	Costa - Altoè	1:03.207	66	Ling - Schandorff	36.041	4	93	Froggatt - Cheever III	2:18.275	2:18.655	4	
5	26	Martínez - Onidi	38.911	20	Pierburg - Onslow-Cole	1:03.225	20	Pierburg - Onslow-Cole	36.060	5	20	Pierburg - Onslow-Cole	2:18.346	2:18.658	5	
6	59	Kodrić - Chaves	38.923	59	Kodrić - Chaves	1:03.326	14	Siedler - Grenier	36.081	6	59	Kodrić - Chaves	2:18.441	2:18.809	8	
7	10	Ramos - Crestani	38.955	93	Froggatt - Cheever III	1:03.375	17	Rueda - Saravia	36.117	7	63	Costa - Altoè	2:18.506	2:18.673	6	
8	66	Ling - Schandorff	38.975	66	Ling - Schandorff	1:03.510	63	Costa - Altoè	36.130	8	66	Ling - Schandorff	2:18.526	2:18.963	9	
9	12	Leo - Razak	38.993	10	Ramos - Crestani	1:03.579	59	Kodrić - Chaves	36.192	9	17	Rueda - Saravia	2:18.646	2:18.766	7	
10	90	Di Folco - Lenz	39.046	26	Martínez - Onidi	1:03.624	16	Hahn - Barnicoat	36.207	10	10	Ramos - Crestani	2:18.817	2:19.022	10	
11	20	Pierburg - Onslow-Cole	39.061	17	Rueda - Saravia	1:03.654	10	Ramos - Crestani	36.283	11	26	Martínez - Onidi	2:18.869	2:19.520	12	
12	16	Hahn - Barnicoat	39.066	16	Hahn - Barnicoat	1:03.840	75	Habul - Jäger	36.317	12	16	Hahn - Barnicoat	2:19.113	2:19.364	11	
13	25	Hrachowina - Konrad	39.133	75	Habul - Jäger	1:03.922	26	Martínez - Onidi	36.334	13	12	Leo - Razak	2:19.408	2:19.874	14	
14	63	Costa - Altoè	39.169	27	De Marco - Pohler	1:03.952	12	Leo - Razak	36.349	14	75	Habul - Jäger	2:19.530	2:19.696	13	
15	27	De Marco - Pohler	39.231	12	Leo - Razak	1:04.066	19	Liang - Giammaria	36.415	15	27	De Marco - Pohler	2:19.638	2:19.906	15	
16	75	Habul - Jäger	39.291	19	Liang - Giammaria	1:04.156	27	De Marco - Pohler	36.455	16	25	Hrachowina - Konrad	2:19.825	2:20.004	16	
17	9	Davide Roda	39.357	25	Hrachowina - Konrad	1:04.174	25	Hrachowina - Konrad	36.518	17	19	Liang - Giammaria	2:19.975	2:20.351	17	
18	19	Liang - Giammaria	39.404	9	Davide Roda	1:04.614	9	Davide Roda	36.820	18	9	Davide Roda	2:20.791	2:21.347	18	
19	6	Zampieri - Meadows	39.519	6	Zampieri - Meadows	1:04.843	11	Hill - Shoffner	37.125	19	6	Zampieri - Meadows	2:21.703	2:21.889	19	
20	11	Hill - Shoffner	39.611	11	Hill - Shoffner	1:05.620	6	Zampieri - Meadows	37.341	20	11	Hill - Shoffner	2:22.356	2:22.847	20	
21	99	Coimbra - Silva	41.130	99	Coimbra - Silva	1:06.424	99	Coimbra - Silva	38.153	21	99	Coimbra - Silva	2:25.707	2:25.860	21	



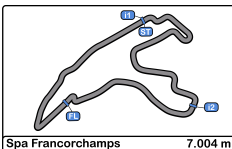


Spa Francorchamps
International GT Open
Race - 2
Leader Sequence



Nº	Entrant/Team	Nat	Driver 1	Nat	Status	Driver 2	Nat	Status	Vehicle	Cat	Start Lap	End Lap	Laps	Total Laps
20	SPS Automotive Performance		Valentin Pierburg			<u>Tom Onslow-Cole</u>			Mercedes AMG GT3	PROAM	1	16	16	16
17	Teo Martín Motorsport		Fran Rueda			<u>Andrés Saravia</u>			McLaren 720 s	PRO	17	25	9	9



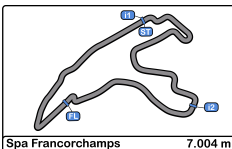


Spa Francorchamps
International GT Open
Race - 2
Best 5 Lap Times



Cl	N°	Entrant/Team	Nat	Driver 1	Nat	Status	Driver 2	Nat	Status	Vehicle	Cat	Cl	Best 1		Best 2		Best 3		Best 4		Best 5	
													Time	Lap	Time	Lap	Time	Lap	Time	Lap	Time	Lap
1	34	Imperiale Racing	ITA	Adrian Amstutz	ITA	GER	Patrick Kujala	FIN	PROAM	Lamborghini Huracan GT3	PROAM	1	2:17.813	13	2:17.969	14	2:18.198	12	2:18.644	18	2:19.250	19
2	90	Raton Racing by Target	ITA	Alberto Di Folco	ITA	GER	Christoph Lenz	ITA	PROAM	Lamborghini Huracan GT3	PROAM	2	2:18.242	14	2:18.563	12	2:18.745	13	2:18.955	16	2:19.448	17
3	14	Emil Frey Racing	ITA	Norbert Siedler	ITA	AUT	Mikaël Grenier	CAN	PRO	Lamborghini Huracan GT3	PRO	1	2:18.341	16	2:18.392	14	2:18.418	13	2:18.697	12	2:19.000	24
4	93	Spirit of Race / Tempesta	GBR	Christopher Froggatt	GBR	GBR	Edward Cheever III	ITA	PROAM	Ferrari 488 GT3	PROAM	3	2:18.655	14	2:19.087	12	2:19.124	13	2:19.154	18	2:19.630	15
5	20	SPS Automotive Performance	DEU	Valentin Pierburg	DEU	DEU	Tom Onslow-Cole	GBR	PROAM	Mercedes AMG GT3	PROAM	4	2:18.658	6	2:18.689	5	2:18.715	2	2:18.750	3	2:18.815	4
6	63	Emil Frey Racing	ITA	Albert Costa	ESP	ESP	Giacomo Altoè	ITA	PRO	Lamborghini Huracan GT3	PRO	2	2:18.673	5	2:18.798	4	2:18.840	11	2:18.898	6	2:18.919	3
7	17	Teo Martín Motorsport	ESP	Fran Rueda	ESP	ESP	Andrés Saravia	GTM	PRO	McLaren 720 s	PRO	3	2:18.766	14	2:19.047	12	2:19.108	13	2:19.227	16	2:19.547	15
8	59	Teo Martín Motorsport	ESP	Martin Kodrić	HRV	HRV	Henrique Chaves	PRT	PRO	McLaren 720 s	PRO	4	2:18.809	14	2:18.893	12	2:19.148	15	2:19.518	16	2:19.776	17
9	66	Vincenzo Sospiri Racing	ITA	Kang Ling	CHN	CHN	Frederik Schandorff	DNK	PROAM	Lamborghini Huracan GT3	PROAM	5	2:18.963	13	2:19.179	17	2:19.384	18	2:19.522	14	2:19.823	23
10	10	SPS Automotive Performance	DEU	Miguel Ramos	PRT	PRT	Fabrizio Crestani	ITA	PRO	Mercedes AMG GT3	PRO	5	2:19.022	13	2:19.085	14	2:19.215	15	2:19.254	12	2:19.473	18
11	16	Teo Martín Motorsport	ESP	Marcelo Hahn	BRN	BRN	Ben Barnicoat	GBR	PROAM	McLaren 720 s	PROAM	6	2:19.364	5	2:19.441	12	2:19.573	6	2:19.695	3	2:19.701	11
12	26	Lazarus Racing	ITA	Eliseo Martínez	ESP	ESP	Fabio Onidi	ITA	PRO	Lamborghini Huracan GT3	PRO	6	2:19.520	13	2:19.620	17	2:19.755	18	2:20.082	12	2:20.325	14
13	75	Rowe Racing / SunEnergy1	DEU	Kenny Habul	AUS	AUS	Thomas Jäger	DEU	PROAM	Mercedes AMG GT3	PROAM	7	2:19.696	13	2:19.782	11	2:19.919	3	2:20.024	12	2:20.395	4
14	12	Ombra Racing	ITA	Federico Leo	ITA	ITA	Najiy Razak	MYS	PRO	Lamborghini Huracan GT3	PRO	7	2:19.874	23	2:19.958	25	2:19.974	18	2:20.002	24	2:20.058	13
15	27	Lazarus Racing	ITA	Nicola De Marco	ITA	ITA	Nicolas Pohler	DEU	PRO	Lamborghini Huracan GT3	PRO	8	2:19.906	14	2:20.396	6	2:20.489	23	2:20.642	16	2:20.646	22
16	25	HTP Motorsport	DEU	Alexander Hrachowina	AUT	AUT	Martin Konrad	ITA	AM	Mercedes AMG GT3	AM	1	2:20.004	6	2:20.103	5	2:20.182	12	2:20.191	13	2:20.828	11
17	19	Raton Racing by Target	ITA	Jiatong Liang	CHN	CHN	Raffaele Giammaria	ITA	PROAM	Lamborghini Huracan GT3	PROAM	8	2:20.351	13	2:20.415	6	2:20.570	12	2:20.740	2	2:20.744	4
18	9	Antonelli MotorSport	ITA	Davide Roda	ITA	ITA			AM	Mercedes AMG GT3	AM	2	2:21.347	14	2:21.387	15	2:21.428	18	2:21.453	22	2:21.495	16
19	6	Antonelli MotorSport	ITA	Daniel Zampieri	ITA	ITA	Michael Meadows	GBR	PRO	Mercedes AMG GT3	PRO	9	2:21.889	3	2:22.682	2	2:34.286	1	2:42.709	5	2:50.666	4
20	11	GetSpeed Performance	DEU	Janine Hill	GBR	GBR	John Shoffner	USA	AM	Mercedes AMG GT3	AM	3	2:22.847	11	2:23.304	16	2:23.359	10	2:23.425	15	2:23.965	5
21	99	Sports and You	PRT	António Coimbra	PRT	PRT	Luis Silva	PRT	AM	Mercedes AMG GT3	AM	4	2:25.860	4	2:26.300	5	2:28.531	3	2:28.712	2	2:40.040	1



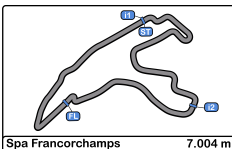


Spa Francorchamps
International GT Open
Race - 2
Best 5 Top Speeds



Cl	N°	Entrant/Team	Nat	Driver 1	Nat	Status	Driver 2	Nat	Status	Vehicle	Cat	Cl	Top 1		Top 2		Top 3		Top 4		Top 5		Avg
													Km/h	Lap	Km/h	Lap	Km/h	Lap	Km/h	Lap	Km/h	Lap	
1	34	Imperiale Racing	ITA	Adrian Amstutz	CHE	PRO	Patrick Kujala	FIN	PRO	Lamborghini Huracan GT3	PROAM	1	273.4	15	271.3	22	270.6	25	270.0	20	269.3	17	270.9
2	26	Lazarus Racing	ITA	Eliseo Martínez	ESP	PRO	Fabio Onidi	ITA	PRO	Lamborghini Huracan GT3	PRO	1	270.0	18	269.3	22	268.6	6	268.6	20	268.6	21	269.0
3	66	Vincenzo Sospiri Racing	ITA	Kang Ling	CHN	PROAM	Frederik Schandorff	DEN	PROAM	Lamborghini Huracan GT3	PROAM	2	268.6	24	267.9	22	267.9	25	267.3	19	267.3	21	267.8
4	93	Spirit of Race / Tempesta	GBR	Christopher Froggatt	GBR	PROAM	Edward Cheever III	ITA	PROAM	Ferrari 488 GT3	PROAM	3	268.6	2	268.6	24	267.9	22	267.3	23	266.6	16	267.8
5	14	Emil Frey Racing	CHE	Norbert Siedler	AUT	PRO	Mikaël Grenier	CAN	PRO	Lamborghini Huracan GT3	PRO	2	267.9	25	267.3	15	266.6	16	266.6	24	266.0	19	266.9
6	17	Teo Martín Motorsport	ESP	Fran Rueda	ESP	PRO	Andrés Saravia	ITA	PRO	McLaren 720 s	PRO	3	267.3	13	266.6	16	266.6	17	266.0	3	266.0	10	266.5
7	90	Raton Racing by Target	ITA	Alberto Di Folco	ITA	PROAM	Christoph Lenz	CHE	PROAM	Lamborghini Huracan GT3	PROAM	4	267.3	23	266.6	22	266.0	20	265.3	17	264.0	18	265.8
8	10	SPS Automotive Performance	DEU	Miguel Ramos	PRT	PRO	Fabrizio Crestani	ITA	PRO	Mercedes AMG GT3	PRO	4	266.6	20	266.0	15	266.0	21	266.0	22	265.3	16	266.0
9	27	Lazarus Racing	ITA	Nicola De Marco	ITA	PRO	Nicolas Pohler	DEU	PRO	Lamborghini Huracan GT3	PRO	5	266.6	16	266.6	17	266.6	18	266.6	20	266.0	15	266.5
10	59	Teo Martín Motorsport	ESP	Martin Kodrić	PRT	PRO	Henrique Chaves	PRT	PRO	McLaren 720 s	PRO	6	266.6	17	266.6	22	266.0	10	266.0	15	266.0	21	266.2
11	16	Teo Martín Motorsport	ESP	Marcelo Hahn	BRA	PROAM	Ben Barnicoat	GBR	PROAM	McLaren 720 s	PROAM	5	266.0	12	266.0	14	265.3	13	264.7	10	264.7	11	265.3
12	12	Ombra Racing	ITA	Federico Leo	ITA	PRO	Najiy Razak	MYS	PRO	Lamborghini Huracan GT3	PRO	7	265.3	23	264.7	17	264.0	22	264.0	25	263.4	20	264.3
13	19	Raton Racing by Target	ITA	Jiatong Liang	CHN	PROAM	Raffaele Giammaria	ITA	PROAM	Lamborghini Huracan GT3	PROAM	6	263.4	5	263.4	10	263.4	12	262.7	2	262.7	4	263.1
14	25	HTP Motorsport	DEU	Alexander Hrachowina	AUT	PRO	Martin Konrad	AUT	PRO	Mercedes AMG GT3	AM	1	263.4	11	262.7	2	262.7	4	262.7	6	262.7	13	262.9
15	9	Antonelli MotorSport	ITA	Davide Roda	ITA	PRO			PRO	Mercedes AMG GT3	AM	2	262.7	23	261.5	21	260.8	3	260.8	19	260.8	22	261.3
16	63	Emil Frey Racing	CHE	Albert Costa	ESP	PRO	Giacomo Altoè	ITA	PRO	Lamborghini Huracan GT3	PRO	8	262.7	12	262.1	10	261.5	4	261.5	5	261.5	6	261.8
17	6	Antonelli MotorSport	ITA	Daniel Zampieri	ITA	PRO	Michael Meadows	GBR	PRO	Mercedes AMG GT3	PRO	9	262.1	3	260.8	4	259.6	2	255.3	1	223.1	5	252.2
18	20	SPS Automotive Performance	DEU	Valentin Pierburg	DEU	PROAM	Tom Onslow-Cole	GBR	PROAM	Mercedes AMG GT3	PROAM	7	262.1	11	261.5	12	261.5	13	261.5	14	261.5	24	261.6
19	75	Rowe Racing / SunEnergy1	DEU	Kenny Habul	AUS	PROAM	Thomas Jäger	DEU	PROAM	Mercedes AMG GT3	PROAM	8	261.5	6	261.5	23	261.5	25	260.8	4	260.8	5	261.2
20	11	GetSpeed Performance	DEU	Janine Hill	GBR	PRO	John Shoffner	USA	PRO	Mercedes AMG GT3	AM	3	260.8	10	259.6	2	259.6	22	258.9	11	258.9	20	259.6
21	99	Sports and You	PRT	António Coimbra	PRT	PRO	Luis Silva	PRT	PRO	Mercedes AMG GT3	AM	4	257.7	6	257.1	4	257.1	5	254.1	3	252.3	2	255.6



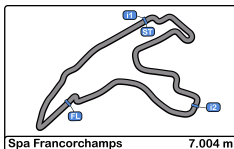


Spa Francorchamps
International GT Open
Race - 2
Fastest Laps Sequence



Lap	Time of Day	Session Time	Nº	Entrant/Team	Nat	Driver 1	Nat	Status	Driver 2	Nat	Status	Vehicle	Cat	Time	Km/h
2	15:13:56.877	4:39.877	20	SPS Automotive Performance		Valentin Pierburg			<u>Tom Onslow-Cole</u>			Mercedes AMG GT3	PROAM	2:18.715	181.7
5	15:20:53.131	11:36.131	20	SPS Automotive Performance		Valentin Pierburg			<u>Tom Onslow-Cole</u>			Mercedes AMG GT3	PROAM	2:18.689	181.8
5	15:20:54.805	11:37.805	63	Emil Frey Racing		<u>Albert Costa</u>			Giacomo Altoè			Lamborghini Huracan GT3	PRO	2:18.673	181.8
6	15:23:11.789	13:54.789	20	SPS Automotive Performance		Valentin Pierburg			<u>Tom Onslow-Cole</u>			Mercedes AMG GT3	PROAM	2:18.658	181.8
12	15:41:05.960	31:48.960	34	Imperiale Racing		Adrian Amstutz			<u>Patrick Kujala</u>			Lamborghini Huracan GT3	PROAM	2:18.198	182.4
13	15:43:23.773	34:06.773	34	Imperiale Racing		Adrian Amstutz			<u>Patrick Kujala</u>			Lamborghini Huracan GT3	PROAM	2:17.813	182.9





Spa Francorchamps
International GT Open

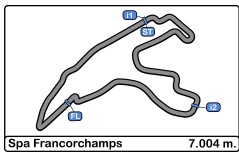
Race - 2

Event Best Maximum Speed



Nº	Entrant/Team	Nat	Driver 1	Nat	Status	Driver 2	Nat	Status	Vehicle	Cat	Km/h	Session
34	Imperiale Racing	ITA	Adrian Amstutz	CHE		Patrick Kujala	FIN		Lamborghini Huracan GT3	PROAM	273.4	Race - 2
17	Teo Martín Motorsport	ESP	Fran Rueda	ESP		Andrés Saravia	GTM		McLaren 720 s	PRO	270.0	Qualifying - 2 Driver - 2
26	Lazarus Racing	ITA	Eliseo Martínez	ESP		Fabio Onidi	ITA		Lamborghini Huracan GT3	PRO	270.0	Race - 2
93	Spirit of Race / Tempesta	GBR	Christopher Froggatt	GBR		Edward Cheever III	ITA		Ferrari 488 GT3	PROAM	268.6	Race - 2
66	Vincenzo Sospiri Racing	ITA	Kang Ling	CHN		Frederik Schandorff	DNK		Lamborghini Huracan GT3	PROAM	268.6	Race - 2
59	Teo Martín Motorsport	ESP	Martin Kodrić	HRV		Henrique Chaves	PRT		McLaren 720 s	PRO	267.9	Qualifying - 2 Driver - 2
14	Emil Frey Racing	CHE	Norbert Siedler	AUT		Mikaël Grenier	CAN		Lamborghini Huracan GT3	PRO	267.9	Race - 2
90	Raton Racing by Target	ITA	Alberto Di Folco	ITA		Christoph Lenz	CHE		Lamborghini Huracan GT3	PROAM	267.3	Race - 2
27	Lazarus Racing	ITA	Nicola De Marco	ITA		Nicolas Pohler	DEU		Lamborghini Huracan GT3	PRO	266.6	Race - 2
10	SPS Automotive Performance	DEU	Miguel Ramos	PRT		Fabrizio Crestani	ITA		Mercedes AMG GT3	PRO	266.6	Race - 2
63	Emil Frey Racing	CHE	Albert Costa	ESP		Giacomo Altoè	ITA		Lamborghini Huracan GT3	PRO	266.0	Race - 1
16	Teo Martín Motorsport	ESP	Marcelo Hahn	BRA		Ben Barnicoat	GBR		McLaren 720 s	PROAM	266.0	Race - 2
12	Ombra Racing	ITA	Federico Leo	ITA		Najiy Razak	MYS		Lamborghini Huracan GT3	PRO	265.3	Race - 2
19	Raton Racing by Target	ITA	Jiatong Liang	CHN		Raffaele Giammaria	ITA		Lamborghini Huracan GT3	PROAM	263.4	Race - 1
25	HTP Motorsport	DEU	Alexander Hrachowina	AUT		Martin Konrad	AUT		Mercedes AMG GT3	AM	263.4	Race - 2
20	SPS Automotive Performance	DEU	Valentin Pierburg	DEU		Tom Onslow-Cole	GBR		Mercedes AMG GT3	PROAM	262.7	Qualifying - 2 Driver - 2
11	GetSpeed Performance	DEU	Janine Hill	GBR		John Shoffner	USA		Mercedes AMG GT3	AM	262.7	Qualifying - 2 Driver - 2
9	Antonelli MotorSport	ITA	Davide Roda	ITA					Mercedes AMG GT3	AM	262.7	Race - 2
6	Antonelli MotorSport	ITA	Daniel Zampieri	ITA		Michael Meadows	GBR		Mercedes AMG GT3	PRO	262.1	Qualifying - 2 Driver - 2
75	Rowe Racing / SunEnergy1	DEU	Kenny Habul	AUS		Thomas Jäger	DEU		Mercedes AMG GT3	PROAM	261.5	Race - 1
99	Sports and You	PRT	António Coimbra	PRT		Luis Silva	PRT		Mercedes AMG GT3	AM	259.6	Race - 1
8	Antonelli MotorSport	ITA	Giuseppe Cipriani	ITA					Mercedes AMG GT3	AM	258.9	Race - 1





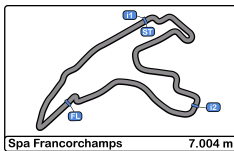
Spa Francorchamps
International GT Open
Race - 2
Lap Chart



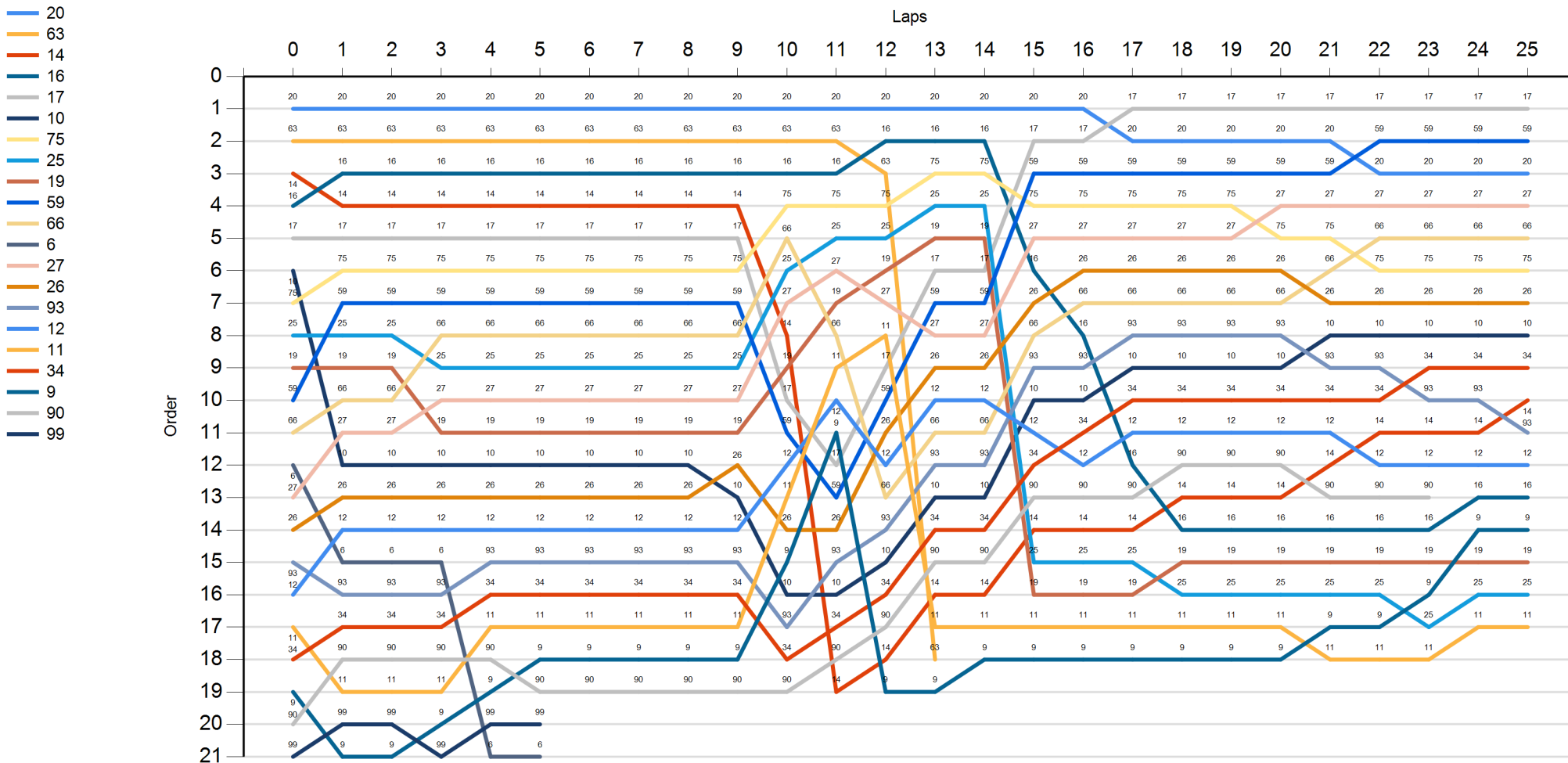
LAP

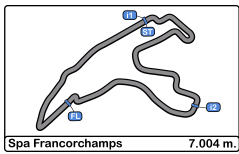
Nr	Po	Grid	1	2	3	4	5	6	7	8	9	10	11	12	13	14	15	16	17	18	19	20	21	22	23	24	25	
20	1	20	20	20	20	20	20	20	20	20	20	20	20	20	20	20	20	17	17	17	17	17	17	17	17	17		
63	2	63	63	63	63	63	63	63	63	63	63	63	63	16	16	16	17	17	20	20	20	20	20	59	59	59	59	
14	3	14	16	16	16	16	16	16	16	16	16	16	16	63	75	75	59	59	59	59	59	59	59	20	20	20	20	
16	4	16	14	14	14	14	14	14	14	14	14	14	14	75	75	75	25	25	75	75	75	75	27	27	27	27	27	
17	5	17	17	17	17	17	17	17	17	17	17	17	17	66	25	25	19	19	27	27	27	27	27	75	75	66	66	
10	6	10	75	75	75	75	75	75	75	75	75	25	27	19	17	17	16	26	26	26	26	26	66	75	75	75	75	
75	7	75	59	59	59	59	59	59	59	59	59	27	19	27	59	59	26	66	66	66	66	66	26	26	26	26	26	
25	8	25	25	25	66	66	66	66	66	66	66	14	66	11	27	27	66	16	93	93	93	93	10	10	10	10	10	
19	9	19	19	19	25	25	25	25	25	25	25	19	11	17	26	26	93	93	10	10	10	10	93	93	34	34	34	
59	10	59	66	66	27	27	27	27	27	27	27	17	12	59	12	12	10	10	34	34	34	34	34	34	93	93	14	
66	11	66	27	27	19	19	19	19	19	19	19	59	9	26	66	66	12	34	12	12	12	12	12	14	14	14	93	
6	12	6	10	10	10	10	10	10	10	10	10	26	12	17	12	93	93	34	12	16	90	90	90	14	12	12	12	
27	13	27	26	26	26	26	26	26	26	26	26	10	11	59	66	10	10	90	90	90	14	14	14	90	90	90	16	16
26	14	26	12	12	12	12	12	12	12	12	12	26	26	93	34	34	14	14	14	16	16	16	16	16	16	9	9	
93	15	93	6	6	6	93	93	93	93	93	93	9	93	10	90	90	25	25	25	19	19	19	19	19	19	19	19	
12	16	12	93	93	93	34	34	34	34	34	34	10	10	34	14	14	19	19	19	25	25	25	25	25	9	25	25	
11	17	11	34	34	34	11	11	11	11	11	11	93	34	90	11	11	11	11	11	11	11	11	9	9	25	11	11	
34	18	34	90	90	90	90	9	9	9	9	9	34	90	14	63	9	9	9	9	9	9	9	11	11	11			
9	19	9	11	11	11	9	90	90	90	90	90	14	9	9														
90	20	90	99	99	9	99	99																					
99	21	99	9	9	99	6	6																					





Spa Francorchamps
International GT Open
Race - 2
Graphic Lap Chart



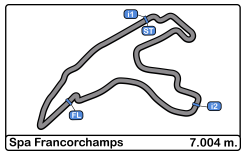


Spa Francorchamps
International GT Open
Race - 2
Pit Stop Analysis



Nr.	In Day Time	Entrant/Team	Nat	Driver 1	Nat	Status	Driver 2	Nat	Status	Vehicle	Cat	In Time	Stop N°	Pit Time	Handicap	Penalty
14	15:34:57.820	Emil Frey Racing		Norbert Siedler		AUT	Mikaël Grenier		CAN	Lamborghini Huracan GT3	PRO	25:40.955	1	1:40.668	1:40	
17	15:35:01.110	Teo Martín Motorsport		Fran Rueda		ESP	Andrés Saravia		GTM	McLaren 720 s	PRO	25:44.244	1	1:10.144	1:10	
59	15:35:02.090	Teo Martín Motorsport		Martin Kodrić		HRV	Henrique Chaves		PRT	McLaren 720 s	PRO	25:45.225	1	1:15.128	1:15	
26	15:35:07.487	Lazarus Racing		Eliseo Martínez		ESP	Fabio Onidi		ITA	Lamborghini Huracan GT3	PRO	25:50.621	1	1:11.895	1:10	
10	15:35:09.093	SPS Automotive Performance		Miguel Ramos		PRT	Fabrizio Crestani		ITA	Mercedes AMG GT3	PRO	25:52.227	1	1:20.347	1:20	
93	15:35:11.051	Spirit of Race / Tempesta Racing		Christopher Froggatt		GBR	Edward Cheever III		ITA	Ferrari 488 GT3	PROAM	25:54.185	1	1:16.108	1:15	
34	15:35:12.754	Imperiale Racing		Adrian Amstutz		CHE	Patrick Kujala		FIN	Lamborghini Huracan GT3	PROAM	25:55.888	1	1:22.209	1:20	
90	15:35:22.597	Raton Racing by Target		Alberto Di Folco		ITA	Christoph Lenz		CHE	Lamborghini Huracan GT3	PROAM	26:05.732	1	1:12.827	1:10	
66	15:37:23.764	Vincenzo Sospiri Racing		Kang Ling		CHN	Frederik Schandorff		DNK	Lamborghini Huracan GT3	PROAM	28:06.899	1	1:21.432	1:20	
12	15:37:31.210	Ombra Racing		Federico Leo		ITA	Najiy Razak		MYS	Lamborghini Huracan GT3	PRO	28:14.345	1	1:10.568	1:10	
9	15:37:37.656	Antonelli MotorSport		Davide Roda		ITA				Mercedes AMG GT3	AM	28:20.790	1	1:28.159	1:25	
63	15:39:32.671	Emil Frey Racing		Albert Costa		ESP	Giacomo Altoè		ITA	Lamborghini Huracan GT3	PRO	30:15.806	1	1:15.577	1:15	
27	15:39:46.713	Lazarus Racing		Nicola De Marco		ITA	Nicolas Pohler		DEU	Lamborghini Huracan GT3	PRO	30:29.848	1	1:10.665	1:10	
11	15:40:01.568	GetSpeed Performance		Janine Hill		GBR	John Shoffner		USA	Mercedes AMG GT3	AM	30:44.702	1	1:16.312	1:10	
20	15:44:09.978	SPS Automotive Performance		Valentin Pierburg		DEU	Tom Onslow-Cole		GBR	Mercedes AMG GT3	PROAM	34:53.112	1	1:11.177	1:10	
16	15:44:15.249	Teo Martín Motorsport		Marcelo Hahn		BRA	Ben Barnicoat		GBR	McLaren 720 s	PROAM	34:58.383	1	1:10.398	1:10	
75	15:44:20.992	Rowe Racing / SunEnergy1		Kenny Habul		AUS	Thomas Jäger		DEU	Mercedes AMG GT3	PROAM	35:04.127	1	1:15.609	1:15	
25	15:44:26.645	HTP Motorsport		Alexander Hrachowina		AUT	Martin Konrad		AUT	Mercedes AMG GT3	AM	35:09.780	1	1:22.203	1:20	
19	15:44:28.671	Raton Racing by Target		Jiatong Liang		CHN	Raffaele Giammaria		ITA	Lamborghini Huracan GT3	PROAM	35:11.806	1	1:22.014	1:15	

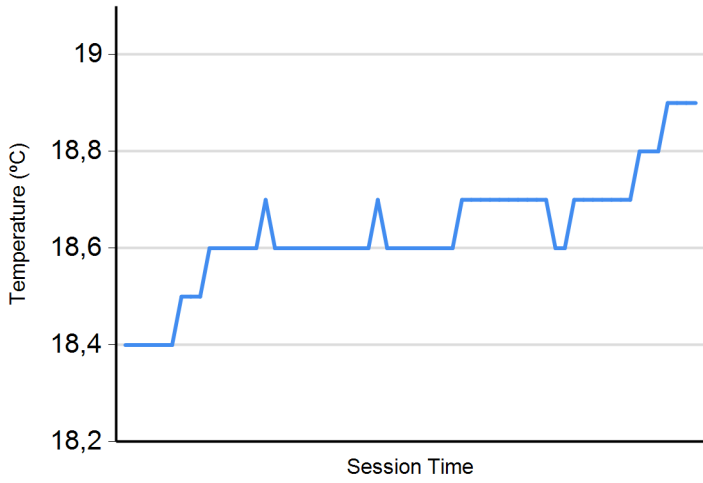




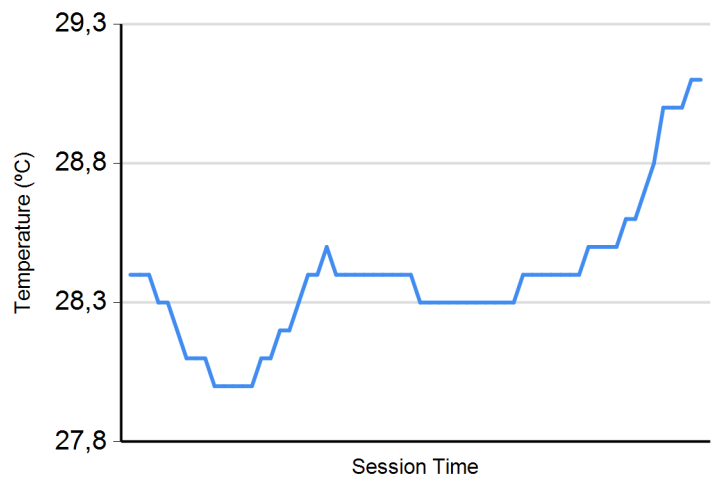
Spa Francorchamps
International GT Open
Race - 2
Weather Report



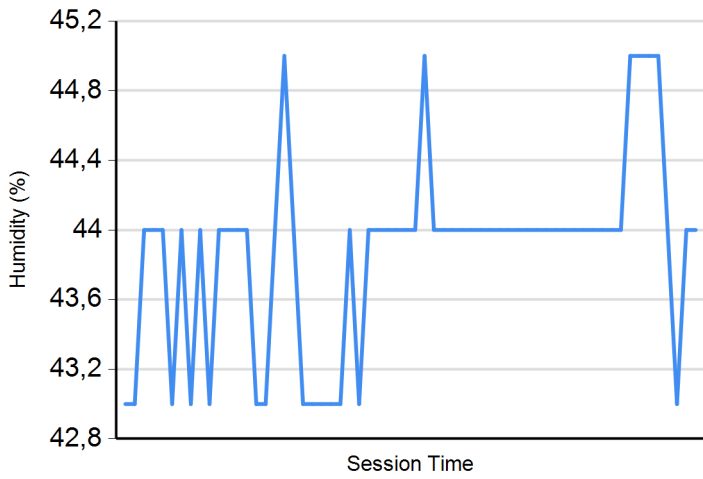
Air Temperature



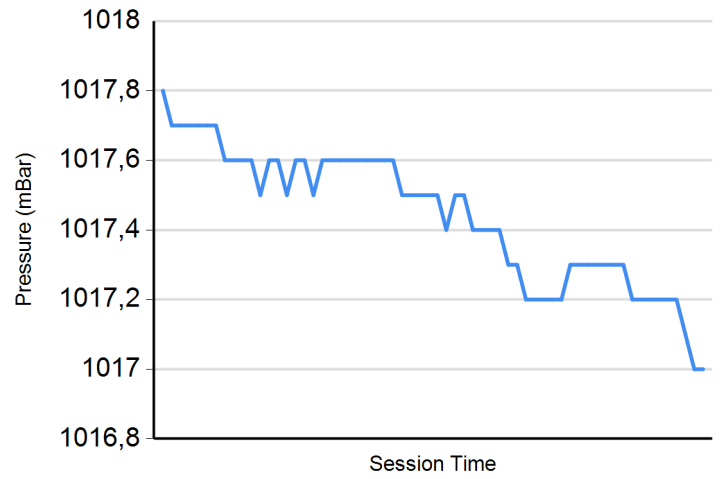
Track Temperature



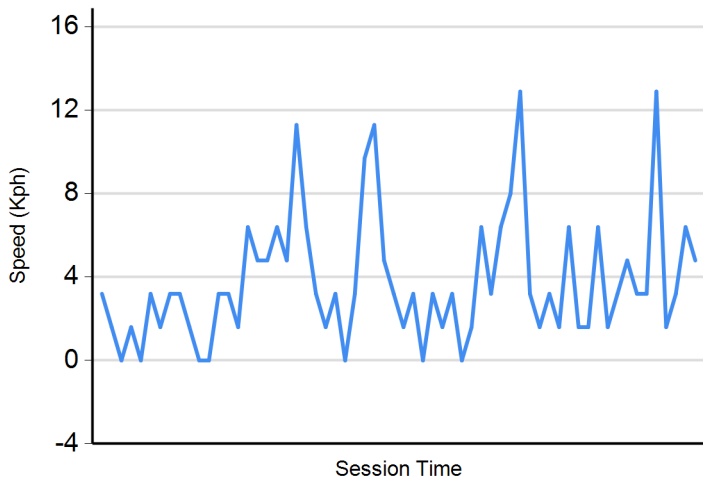
Humidity



Pressure



Wind Speed



Wind direction

North = 0°/360° Est = 90° South = 180° West = 270°

